

Dynamical Inflection Point Inflation

Yang Bai^{*} and Daniel Stolarski[◇]

^{*}*Department of Physics, University of Wisconsin-Madison, Madison, WI 53706, USA*

[◇]*Ottawa-Carleton Institute for Physics, Carleton University, 1125 Colonel By Drive,
Ottawa, Ontario K1S 5B6, Canada*

Abstract

We provide a mechanism to obtain multiple inflection points for the inflaton potential based on the Coleman-Weinberg potential. The key ingredient is the existence of zeros of the inflaton quartic coupling beta function, which can be simply realized by a sign change of a gauge coupling beta function at a massive threshold scale in gauge-Yukawa models. A universal inflaton potential emerges for a wide range of models and can accommodate the experimental data in the small-field inflation scenario. While the ratio of tensor over scalar amplitudes is predicted to be small, the running of the scalar spectral index, α_s , has branches with both positive and negative values. The positive branch with $\alpha_s \gtrsim 0.002$ will be tested by the coming cosmic microwave background experiments.

1 Introduction

The search for the underlying inflation models has been ongoing for around four decades [1, 2]. With the impressively precise results from the cosmic microwave background (CMB) experiments [3, 4], different inflation models have been favored or disfavored. For instance, single-field slow-roll models prefer a concave potential, $V''(\phi) < 0$ and a value of the tensor-to-scalar ratio r below 0.1 [3]. A class of traditionally well-motivated models are now shown to be in contradiction with current experimental data (see [5] for recent discussion). One simple attitude is to abandon those models and concentrate on other allowed, maybe less motivated, models. Another attitude is to see if any simple extensions or additional features of well-motivated models can be employed to make them viable. In this paper, we take the latter approach and focus on the Coleman-Weinberg (CW) inflaton potential, which is well-motivated in a wide range of field-theory models and has long been studied in the literature [2, 5–9].

For the simple CW potential containing the $\lambda \phi^4 \log \phi$ term, the inflationary data can only be fit with super-Planckian field excursions [5, 7]. The large field scenario requires controlling an infinite tower of Planck suppressed operators, as well as possibly a knowledge of quantum gravity. Therefore in this work we focus on small field inflation. In that case, the CW potential predicts a spectral index n_s of approximately $1 - 3/N_e$ with N_e as the number of e-foldings. For N_e around 60 to explain the horizon problem, n_s is around 0.95, which is significantly smaller than the experimentally measured value, $n_s = 0.9691 \pm 0.0041$ [3, 4]. In small field models, n_s is controlled by the second derivative of the potential, and thus one needs to engineer a smaller value of $|V''(\phi)|$ to fit the data.

This calculation of n_s in the CW model is based on a leading-log approximation of the running of the coupling λ . If the running effects are important, one can compute a renormalization group improved potential

$$V(\phi) \sim \lambda(\phi) \phi^4, \quad (1)$$

that can be utilized to reduce $|V''(\phi)|$ and increase the predicted n_s . To have $|V''(\phi)| \approx 0$ at some field point close to the initial inflation field value, one basically requires that the potential contains an inflection point. It is not new to apply an inflection point potential to inflation models [10–17], but it is our purpose here to realize the inflection point potential based on a simple and dynamical field-theory setup without precise tuning of the parameters in the potential.

The main point to realize the dynamical inflection point inflation based on the CW potential is the relation between the existence of inflection points away from the global minimum and zeros of the beta function of the quartic coupling $\beta_\lambda \equiv d\lambda/d\log\phi$. Given the potential of Eq. (1), the first derivative of the inflaton potential is given by $V'(\phi) = \phi^3(4\lambda + \beta_\lambda)/4$, while the second derivative is $V''(\phi) \approx \phi^2(12\lambda + 7\beta_\lambda)/4$ after ignoring the suppressed β'_λ term for a weakly-interacting theory. Inflection points of the potential are located at $\beta_\lambda \approx -12\lambda/7$, and the extrema of the potential are located at $\beta_\lambda = -\lambda/4$.

We can now see how the potential behaves starting from very large field values. The potential being bounded from below requires $\lambda(\phi) > 0$ for $\phi \rightarrow \infty$. As ϕ decreases, λ decreases for $\beta_\lambda > 0$ and the global minimum is located at a point in field space with $\lambda < 0$. Around the global

minimum of the potential, one inflection point is anticipated with the field value slightly smaller than the minimum point value. To have an enough field traveling range for a viable inflation model, the inflection point is preferred to be parametrically separated from the global minimum point where the inflation ends. Additional inflection points can exist if the beta function has multiple zeros. As ϕ decreases, β_λ passes one zero and becomes negative, which causes the coupling increase. As β_λ passes a second zero and becomes positive and if the coupling λ stays negative, one then has additional inflection points, which could be parametrically far away from the global minimum location. This behavior is explained in more detail in Section 3 and shown qualitatively in Fig. 1.

Although the above description seems to be involved, it is very simple to have multiple zeros for the beta function, especially when there are multiple couplings entering β_λ . In this paper, we will choose one example model with a non-Abelian gauge symmetry and fermions to illustrate our purpose. The leading contributions to β_λ come from the gauge coupling $\propto g^4$ and the Yukawa coupling $\propto -y^4$. Ignoring the running of y , the running of g can have a minimum value at some scale M , where β_g changes signs by decoupling some massive states. For a proper choice of the minimum value of g , one can realize two zeros for β_λ and hence the dynamical inflection point inflation.

To fit the inflation experimental data, we will also parametrize the inflation potential based on a wide range of possible gauge-Yukawa models with different gauge groups and matter content. This phenomenological potential given in Eq. (26) can be directly compared to CMB data in future studies. We will show that the experimental value of the spectral index n_s can be easily accommodated for the generalized CW potential with non-trivial coupling running. Inflation begins at a field point close to the inflection point and 60 e-foldings of inflation to solve the horizon problem can be easily accommodated. Tensor modes are expected to be small, but the running of the scalar spectral index is predicted as a function of one parameter with compact range and one discrete parameter.

To proceed further, we also want to compare our study to some closely related works in Refs. [13, 15, 17] that also use a potential similar to Eq. (1). In [13], two loop corrections are used to modify the potential, but it is a large field inflation model. In [15], the potential is modified by Planck suppressed higher dimensional operators, and in the potential of [17], the CW plateau is the global minimum while inflation occurs near a single zero of β_λ that is parametrically displaced from plateau. Both [15, 17] require a precise tuning of particle physics parameters. In this work, we present a small field model where the CW plateau is utilized for inflation and, while some parameters have to roughly the same size as one another, no precise tuning is needed.

Our paper is organized as follows. In Section 2, we give a brief review of the standard results for slow roll inflation. In Section 3, we discuss how to realize the inflection points in the CW potential, while in Section 4 we provide an explicit field-theory realization. We then fit to the inflation observables in Section 5, and conclude in Section 6. In Appendix A, we present formulae for models with a more general color and flavor structure.

2 Slow roll inflation

Given an inflaton potential $V(\phi)$, we can define the slow roll parameters [18]

$$\begin{aligned}\epsilon_v &= \frac{1}{2} \left(\frac{V'(\phi)}{V(\phi)} \right)^2 \Big|_{\phi=\phi_i}, \\ \eta_v &= \frac{V''(\phi)}{V(\phi)} \Big|_{\phi=\phi_i}, \\ \xi_v^2 &= \frac{V'''(\phi)V'(\phi)}{V(\phi)^2} \Big|_{\phi=\phi_i},\end{aligned}\tag{2}$$

where ϕ_i is the point in field space where inflation begins, and we are using the reduced Planck scale $M_{\text{Pl}} = 1$ units with $M_{\text{Pl}} = 1/\sqrt{8\pi G_N} \approx 2.4 \times 10^{18}$ GeV and G_N as the Newton constant. The magnitude of these parameters must be $\ll 1$ to be within the slow-roll regime. In the slow-roll approximation, these parameters of the potential can be mapped onto observables that can be measured in the CMB. For the scalar and tensor components of perturbations, the spectra can be approximated by power laws with $\mathcal{P}_{\mathcal{R}} = A_s(k/k_*)^{n_s-1+\frac{\alpha_s}{2} \ln k/k_*}$ and $\mathcal{P}_t = A_t(k/k_*)^{n_t}$, respectively. Here, n_s is the scalar spectral index; $\alpha_s \equiv dn_s/d \ln k$ is the running of the scalar spectral index; n_t is the tensor spectral index; $k_* = 0.05 \text{ Mpc}^{-1}$ is a pivot scale [3]; the ratio of the tensor over scalar amplitude is $r \equiv A_t/A_s$; the tensor spectral index is $n_t \simeq -r/8$ for single field slow-roll inflation. The mapping to the potential properties is given by

$$n_s \approx 1 - 6\epsilon_v + 2\eta_v, \tag{3}$$

$$r \approx 16\epsilon_v, \tag{4}$$

$$\alpha_s \approx 16\epsilon_v\eta_v - 24\epsilon_v^2 - 2\xi_v^2, \tag{5}$$

$$A_s \approx \frac{1}{12\pi^2} \frac{V^3}{V'^2}. \tag{6}$$

Note that the first three observables are invariant under an overall rescaling of the inflation potential $V \rightarrow cV$, but not the fourth one.

On the experimental side, the combination of the Planck [3] and Atacama Cosmology Telescope (ACT) [4] has

$$n_s = 0.9691 \pm 0.0041, \tag{7}$$

$$r < 0.067, \tag{8}$$

$$\alpha_s = 0.0023 \pm 0.0063, \tag{9}$$

$$A_s = (2.189 \pm 0.053) \times 10^{-9}, \tag{10}$$

with 68% confidence level or 95% upper limit. For simplicity, we will ignore correlations between the parameters. The upcoming Simons Observatory [19] will reduce the error on α_s by a factor of 10, and it will be sensitive to $r > 1.4 \times 10^{-3}$.

Inflation ends when the slow-roll conditions are broken or $V'/V \simeq 1$, at the point ϕ_e in field space. The number of e -foldings before the inflation ends can be approximated by

$$N_e \approx \int_{\phi_e}^{\phi_i} \frac{V(\phi)}{V'(\phi)} d\phi . \quad (11)$$

To explain the horizon problem, the required number of e -foldings has an upper bound of around 65 for the simple early-universe evolution after the end of inflation till Big Bang Nucleosynthesis (BBN), but can be much larger for a low reheating temperature or a non-standard cosmology [20, 21]. In our study here, we will try to accommodate N_e in the range of 50–60, but not try to fit a specific value.

3 Inflection points in the Coleman-Weinberg potential

The dynamical inflection point inflation in our model is based on the well-studied CW Potential [22], which has been adopted to realize inflation in the literature [2, 5–9]. The CW potential has the form of $V(\phi) = \lambda \left\{ \phi^4 \left[\log(\phi/f) - \frac{1}{4} \right] + f^4/4 \right\}$, where $\phi = f$ is the minimum of the potential and the last term adjusts the cosmological constant to zero. This potential is attractive because it is very flat for $\phi \ll f$ easily allowing slow roll conditions to be satisfied.

To fit the experimental data in Eqs. (7)-(10) and $N_e \sim 60$, both large and small initial field values have been explored. For the large field value with $\phi_i \approx 23 M_{\text{Pl}}$, one can accommodate the experimental value of n_s in Eq. (7) and satisfy the constraint of r in Eq. (8) for $N_e \sim 60$ (see Refs. [7, 9] for instance). Given the trans-Planckian field excursions, the UV-completion of the model, possibly including quantum gravity, is needed. On the contrary, the small field inflation does not suffer the potential trans-Planckian problem, although a good fit to n_s cannot be obtained (at least for λ independent of ϕ). The situation is similar to other “hilltop” potential with $V = V_0(1 - \phi^4/m^4 + \dots)$ in the limit of $m \ll M_{\text{Pl}}$. The predicted spectral index is $n_s = 1 - 3/N_e$ and is 0.95(0.94) for $N_e = 60(50)$, which is disfavored by the experimental value in Eq. (7) (see Ref. [5] for recent discussion). This potential can be accommodated with $N_e \sim 90$, which can fit the data with non-standard cosmological histories after inflation [20, 21].

The simple expression for N_e that is independent of f can be understood as follows. For $f \lesssim M_{\text{Pl}}$, the number of e -foldings is approximately given by $N_e \sim f^4/\phi_i^2$, ignoring $\mathcal{O}(1)$ constants and logarithms. We then get that $\epsilon_v \sim f^4/N_e^3$ and $\eta_v \sim 1/N_e$. So we see, it is generic in these types of potentials for sub-Planckian field excursions, that $\epsilon_v \ll \eta_v$ and that n_s is controlled by η_v and thus the second derivative of the potential at ϕ_i . Since the prediction of the CW potential is that n_s is too small, we need to reduce the magnitude of the second derivative. This can be done if ϕ_i is near an inflection point ϕ_{inf} where $V'''(\phi_{\text{inf}}) = 0$ [13, 15, 17].

To realize a viable small-field inflation potential with an inflection point, we generalize the CW potential by considering the Renormalization Group (RG) improved version. Taking into account the running of the quartic coupling, one has

$$V(\phi) = \frac{1}{4} \lambda(\phi) \phi^4 + V_0 , \quad (12)$$

where the coupling λ is a function of the renormalization scale that is chosen to be the inflaton field value, ϕ , and V_0 is a constant such that the potential is approximately zero at the global minimum. Different from the normal CW potential, we will take $\lambda(\phi)$ as determined from its full one-loop RG running rather than the leading log term.

Before we present an explicit model and expression for $\lambda(\phi)$, we first discuss how the general potential in Eq. (12) can contain an inflection point, where $V''(\phi_{\text{inf}}) = 0$ (see also Ref. [8] for similar discussion). For ϕ_i close to ϕ_{inf} , the absolute value of η_v is thus suppressed and the spectral index n_s can be increased to fit the experimental value. The first and second derivatives of the above potential are given by

$$V'(\phi) = \left(\lambda + \frac{1}{4}\beta_\lambda \right) \phi^3, \quad (13)$$

$$V''(\phi) = \frac{1}{4} (12\lambda + 7\beta_\lambda + \beta'_\lambda) \phi^2, \quad (14)$$

with $\beta_\lambda \equiv d\lambda/d\log\phi$ and $\beta'_\lambda \equiv d\beta_\lambda/d\log\phi$. If the perturbative loop expansion is valid, then β_λ is parametrically one-loop and β'_λ is of two-loop size and can be ignored in Eq. (14). In our explicit examples below, the β function will be accidentally small and the β' term will be numerically important. In this section we will use the simplifying assumption that β' can be ignored. In that case, extrema of the potential therefore satisfy

$$\lambda(\phi_{\text{ext}}) = -\frac{1}{4}\beta_\lambda(\phi_{\text{ext}}), \quad (15)$$

and inflection points ϕ_{inf} occur when

$$\lambda(\phi_{\text{inf}}) \approx -\frac{7}{12}\beta_\lambda(\phi_{\text{inf}}). \quad (16)$$

In a theory with only a scalar inflaton field, $\beta_\lambda \sim \kappa \lambda^2$ with $\kappa = (16\pi^2)^{-1}$ being the usual loop factor, and Eq. (15) cannot be satisfied in the perturbative regime. In a more complicated model with other couplings of the inflaton scalar that can be schematically represented as g , then we have $\beta_\lambda \sim \kappa (g^4 + g^2\lambda + \lambda^2)$, where for the remainder of this section we ignore order one factors, but we provide a more complete calculation in the next section. In this scenario, a minimum of the potential and an inflection point can both be found with $\lambda \sim -\kappa g^4$, allowing us to ignore the terms proportional to λ in β_λ . A more careful calculation (neglecting the running of other couplings, g) shows that the ratio of the field point of the inflection point to that of the minimum is $\phi_{\text{inf}}/\phi_{\text{min}} \approx e^{-1/3} \approx 0.7$. These are too close in field space to achieve 60 e-foldings with sub-Planckian field excursions.

This problem can be solved if there are two locations in field space where $\beta_\lambda = 0$ that are parametrically separated. In Fig. 1, we present a schematic plot to illustrate this general point. The two $\beta_\lambda = 0$ points correspond to the maximum λ_{max} and minimum λ_{min} of λ as a function of $t \equiv \log(\phi/\phi_0)$. On the right side of λ_{min} , the black dot point shows the location of the global minimum of the potential where Eq. (13) is satisfied, and the red star point shows the inflection point that is very close to the global minimum point of the potential. On the left side of the λ

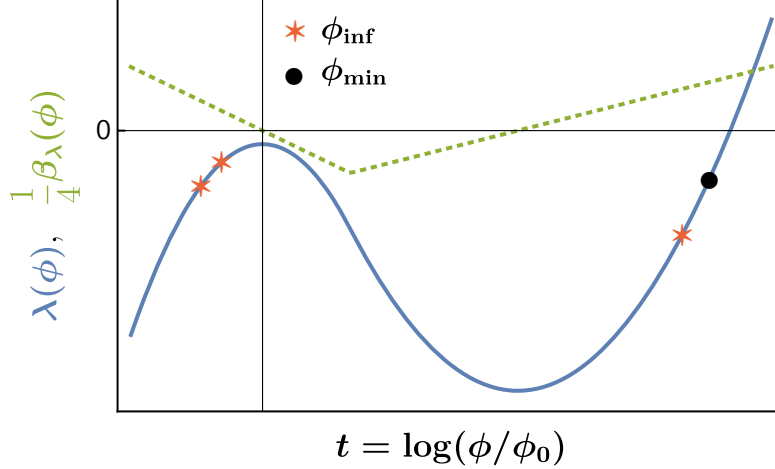


Figure 1: Schematic plot for the quartic coupling $\lambda(\phi)$ as a function of renormalization scale or $t \equiv \log(\phi/\phi_0)$. We also show $\beta_\lambda/4$, which, via Eq. (15), can be used to find the location of the global minimum of the inflaton potential in Eq. (12). The red stars show the locations of the inflection points. One inflection point is close to the global minimum of the potential, while the other two inflection points are further away and located at smaller values of ϕ .

maximum value, there are two more inflection points with one near λ_{\max} . Their field value ϕ_{inf} can be exponentially suppressed compared to ϕ_{min} because of the RG running effects. Therefore, the small-field inflation could be implemented in a simple way. If the inflation starts near one of the two inflection points on the left side, one can achieve $\eta_v \approx -0.016$ to get the correct scalar spectral index.

In order for this to be a viable inflation potential, the inflaton must slowly roll from the initial point down to the minimum, which means that the first derivative of the potential cannot change sign, because in that case, the potential will have a local minimum and the inflaton could get trapped. This is achievable because specifying that β_λ has two zeros leaves an overall shift in λ unspecified. Thus we can choose the a boundary condition, $\lambda_0 = \lambda_{\max}$ sufficiently small such that near the second zero of β_λ , Eq. (13) cannot be satisfied and $dV/d\log\phi$ does not change sign. Therefore, the inflaton can smoothly roll all the way to the minimum of the potential.

4 Field-theory realization

We now give a field theoretic construction of the scenario described above with an inflation potential given Eq. (12) such that the β -function of the quartic coupling λ has two zeros. We begin with an $SU(N_c)$ gauge theory with gauge coupling g , N_{UV} vectorlike fundamental flavors of fermions ψ , and a scalar inflaton ϕ charged under the fundamental of the gauge group. We require $N_{\text{UV}} > (22 N_c - 1)/4$ or $\beta_g > 0$ such that the gauge coupling grows at higher energies (the Landau-pole scale is generically much higher than the Planck scale). At the scale M , some

of the fundamental fermions acquire a mass, leaving N_{IR} light fermions, and $N_{\text{IR}} < (22 N_c - 1)/4$ such that the gauge coupling grows towards the IR at scales below M . We also add N_{S} vectorlike gauge singlets χ allowing us to write down a Yukawa coupling \mathbf{Y} between the fermions and the inflaton. Thus the Lagrangian is given as follows:

$$\begin{aligned} \mathcal{L} = & - \frac{1}{4} G^{a\mu\nu} G_{\mu\nu}^a + (D_\mu \Phi)^\dagger (D^\mu \Phi) + i \bar{\chi} \not{D} \chi + i \bar{\psi} \not{D} \psi - \sum_{i=N_{\text{IR}}+1}^{N_{\text{UV}}} M \bar{\psi}_i \psi_i \\ & - \frac{\lambda}{4} (\Phi^\dagger \Phi)^2 - (\Phi \bar{\psi} \mathbf{Y} \chi + \text{h.c.}) , \end{aligned} \quad (17)$$

where $\Phi^\dagger \Phi \equiv \phi^2/2$ with the radial field ϕ as the inflaton field. \mathbf{Y} is an $N_{\text{UV}} \times N_{\text{S}}$ matrix at scales above M and an $N_{\text{IR}} \times N_{\text{S}}$ at lower scales when we consider RG running equations. We have ignored possible mass terms for χ as they do not affect the analysis, and we have also set mass terms for the scalar to zero as required for the CW mechanism. In practice, the scalar mass just needs to be unimportant in the region where inflation occurs, $m_\phi^2 \ll \lambda \phi^2$. Thus we have a tree-level potential for the scalar simply given by quartic term proportional to λ .

For simplicity, we first specify $N_c = 2$, $N_{\text{IR}} = N_{\text{S}} = 1$. For this case, only the light flavor has a Yukawa coupling denoted y and taken to be real. As we will see below, this case has sufficient freedom to generate the more general inflaton potential, but we describe a more general color and flavor structure in Appendix A. We now compute the RG improved loop corrections with the one-loop β functions for the three coupling constants:

$$\beta_g = -\kappa \left(\frac{43}{6} - \frac{2}{3} n_f \right) g^3 , \quad (18)$$

$$\beta_y = \kappa \left(\frac{5}{2} y^3 - \frac{9}{4} g^2 y \right) , \quad (19)$$

$$\beta_\lambda = \kappa \left(\frac{9}{8} g^4 - 2 y^4 - 9 g^2 \lambda + 4 y^2 \lambda + 24 \lambda^2 \right) , \quad (20)$$

where $\kappa = (16\pi^2)^{-1}$ and n_f is the number of flavors kinematically accessible with $n_f = N_{\text{UV}}$ for $\phi > M$ and $N_{\text{IR}} = 1$ for $\phi < M$. If we work in the regime where $y, g \gg \lambda$, then we see that $\beta_\lambda \approx 0$ if

$$y = \frac{\sqrt{3}}{2} g . \quad (21)$$

From our construction, we can see that g grows both towards the UV and IR from the scale M where some of the fermions are integrated out. So, the minimum value of g happens at the scale M . Therefore, if $y(M) > \sqrt{3} g(M)/2$ and g runs faster than y , this setup achieves our desired goal of having two zeros for β_λ that are parametrically separated from one another.

Working in the parameter space where $y(M) > \sqrt{3} g(M)/2$, we can choose a reference scale ϕ_0 to be one of the points in field space where Eq. (21) is satisfied and β_λ vanishes. There are two such points, so we will choose $\phi_0 < M$ (or the location at the local maximum value of λ in Fig. 1). ϕ_0 will be near where inflation begins and the inflationary parameters are measured, while the other such point will be near the absolute minimum of the potential.

With this choice of ϕ_0 we can approximately solve the differential equations for the couplings as a function of scale. If we define $t \equiv \log(\phi/\phi_0)$ and $t_M \equiv \log(M/\phi_0) > 0$, then the solutions for the gauge and Yukawa couplings to leading order in the loop approximation ($\kappa \ll 1$) is given by:

$$g(t) = g_0 - \kappa g_0^3 \left[\frac{13}{2} t - \frac{2}{3} (N_{\text{UV}} - 1)(t - t_M) \Theta(t - t_M) \right], \quad (22)$$

$$y(t) = y_0 - \frac{1}{2} \kappa y_0^3 t, \quad (23)$$

with $\Theta(x)$ being the Heaviside step function and g_0, y_0 being the couplings at the scale ϕ_0 , and y_0 and g_0 chosen such that Eq. (21) is satisfied. The running of g is therefore faster than the running of y for $\phi < M$ partially because of a cancellation of the two terms in Eq. (19). The running is also faster for $\phi > M$ as long as $N_{\text{UV}} > 11.2$, and by construction we already have $N_{\text{UV}} > 10.75$, so this is only a mild additional constraint.

Ignoring terms proportional to λ in Eq. (20), we can integrate the β_λ to solve for the quartic coupling as a function of scale:

$$\lambda(t) = \lambda_0 - \frac{441}{32} \kappa^2 g_0^6 t^2 + \frac{3}{2} \kappa^2 g_0^6 (N_{\text{UV}} - 1)(t - t_M)^2 \Theta(t - t_M). \quad (24)$$

We have used (21) to eliminate y_0 . If $\lambda_0 \sim \kappa^2 g_0^6$, then ignoring the λ terms in β_λ is a good approximation. We have also chosen N_{UV} to be large enough that at large t , $\lambda(t)$ increases and the inflaton potential is bounded from below.

The potential for the inflation can be found by plugging $\lambda[\log(\phi/\phi_0)]$ from Eq. (24) into Eq. (12):

$$V(\phi) = \frac{\lambda_0}{4} \phi^4 \left[1 - \frac{441}{32 \lambda_0} \kappa^2 g_0^6 \log^2 \left(\frac{\phi}{\phi_0} \right) + \frac{3 \kappa^2 g_0^6}{2 \lambda_0} (N_{\text{UV}} - 1) \log^2 \left(\frac{\phi}{M} \right) \Theta(\phi - M) \right] + V_0. \quad (25)$$

For this potential to be viable requires $\lambda_0 < 0$, because then for field values $\phi < M$ the potential decreases, while for field values $\phi \gg M$ the potential increases. For $\phi \ll \phi_0$ the potential is very flat, much like the original CW potential. Thus, as long as ϕ_0 is not too close to M , the global minimum of the potential will occur at some field value $\phi_{\text{min}} > M$. The value of V_0 can thus be set by the requirement that the cosmological constant is very small at the minimum, $V(\phi_{\text{min}}) \approx 0$. In Fig. 2, we show two example potentials with inflection points in the small ϕ region. We see that the full potential looks very similar to the original CW potential, but that the behavior on the plateau is non-trivial, containing inflection points.

5 Fit to inflation observables

In order to get a viable slow-roll potential model, we need the inflaton to roll towards the absolute minimum,¹ thus, as discussed above, $\lambda_0 < 0$ so that the derivative of the potential at

¹We do not consider the possibility that the inflaton settles in a cosmologically long-lived local minimum. This does not arise in the types of potential we consider here.

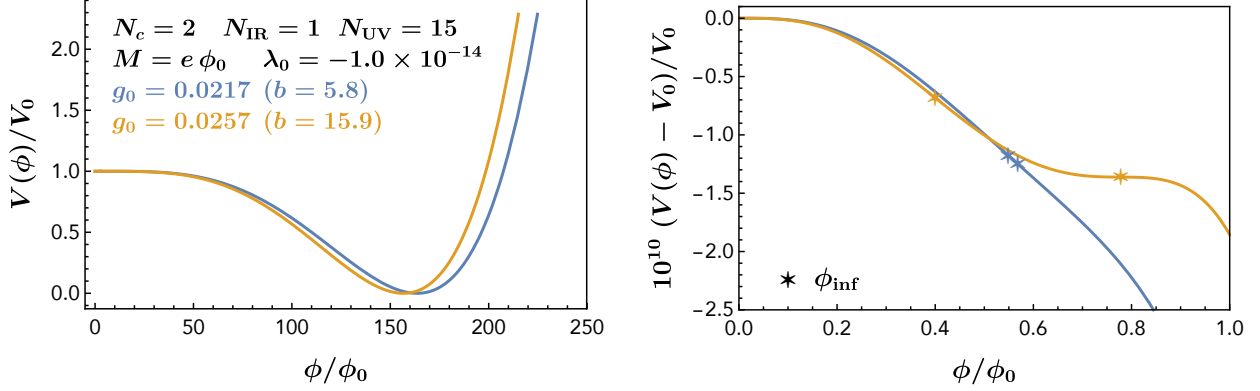


Figure 2: Two example potentials based on Eq. (25) or Eq. (26). The left panel has the general features similar to the ordinary CW potential, while the right panel zooms in on the small ϕ field region. The inflection points are labeled by the star points. Here, $M = e \phi_0$ with $e = 2.718$. The parameter b will be defined later in Eq. (26).

ϕ_0 is negative. Therefore, we can use the following phenomenological potential to parameterize Dynamical Inflation Point Inflation:

$$V(\phi) = -\frac{a}{4} \phi^4 \left[1 + b \log^2 \left(\frac{\phi}{\phi_0} \right) - c \log^2 \left(\frac{\phi}{M} \right) \Theta(\phi - M) \right] + a V_0, \quad (26)$$

with $a > 0$, $c > b > 0$, and $M > \phi_0$. The requirement that the potential at the minimum is vanishing also imposes $V_0 > 0$. Note that we have rescaled V_0 by a for convenience. This phenomenological potential contains the same number of free parameters as the field theory potential of Eq. (25), justifying the simplifying assumptions of two colors and one flavor in the low energy.

We now impose two more restrictions on this potential to place conditions on the parameters. The first is that the potential does not develop any local minima so that the inflaton rolls smoothly towards the global minimum: $V'(\phi) < 0$ for $\phi < \phi_{\text{min}}$. The second is that for some field value $\phi \sim \phi_0 < M$ the potential develops an inflection point: $V''(\phi) = 0$. Applying both of these constraints we find

$$\begin{aligned} b &< 16 & (V'(\phi) < 0 \text{ for } \phi < \phi_{\text{min}}), \\ b &\geq 144/25 \approx 5.7 & (\text{existence of inflection points for } \phi < M), \end{aligned} \quad (27)$$

showing the finite range for b . If these conditions are satisfied, there are generically two inflection points that both occur at field values $\phi_{\text{inf}} < \phi_0$.

The field point of the global minimum of the potential ϕ_{min} can be expressed in terms of the model parameters as

$$\log \left(\frac{\phi_{\text{min}}}{M} \right) = -\frac{1}{4} + \frac{4b \log(M/\phi_0) + \sqrt{(c-b)(16+c-b) + 16bc \log^2(M/\phi_0)}}{4(c-b)}, \quad (28)$$

which implies that we always have the minimum at $\phi_{\min} > M$. In the limit of $M \gg \phi_0$, we also have a hierarchical separation of the scales ϕ_{\min} and M , given by $\phi_{\min}/M \approx (M/\phi_0)^{(b+\sqrt{bc})/(c-b)}$. The formula of V_0 can be derived by requiring $V(\phi_{\min}) = 0$. In the large c limit where the running above the threshold is very fast, $V_0 \approx M^4[1 + b \log^2(M/\phi_0)]/4$, and this gives a lower bound on V_0 .

We now use the measured parameters of inflation to constrain the parameters of the inflation potential Eq. (26). We first consider the simple case where the pivot scale of inflation, ϕ_i is equal to the reference scale ϕ_0 . Using the fact that the potential is very flat around ϕ_i , we can approximate $V(\phi_i) \approx aV_0$. In that case we have

$$\epsilon_v \approx \frac{\phi_0^6}{2V_0^2}, \quad \eta_v \approx -\frac{(6+b)\phi_0^2}{2V_0^2}, \quad \xi_v^2 \approx \frac{3(4+3b)\phi_0^4}{2V_0^2}, \quad A_s \approx \frac{aV_0^3}{12\pi^2\phi_0^6}. \quad (29)$$

Assuming that $\epsilon_v \ll \eta_v$ we can invert these expressions to get the parameters of the potential in terms of the experimentally measured values. Solving the equations for η_v and A_s , the parameters a and V_0 are given by

$$a \approx \frac{12\pi^2\phi_0^2 A_s (1-n_s)^3}{(6+b)^3}, \quad V_0 \approx \frac{(6+b)\phi_0^2}{1-n_s}. \quad (30)$$

From the data in Eq. (30) as well as our condition that the cosmological constant nearly vanishes at the global minimum described below Eq. (28), we have a consistency condition on V_0 which in turn can be translated into an upper bound on M given parametrically by $M/\phi_0 \lesssim \sqrt{M_{\text{Pl}}/\phi_0}$. For the inflation scale near the Planck scale, this means that M must be only a factor of a few larger than ϕ_0 , but for low scale inflation there is significantly more available parameter space.

We can now use the above relations to predict the remaining observables

$$r \approx \frac{8(1-n_s)^2\phi_0^2}{(6+b)^2}, \quad (31)$$

$$\alpha_s \approx -\frac{3(4+3b)(1-n_s)^2}{(6+b)^2}, \quad (32)$$

$$N_e \approx \frac{f(b)}{1-n_s}, \quad (33)$$

where $f(b)$ is a function that can be written in terms of exponential integrals and is independent of ϕ_0 . This function formally does depend on ϕ_e , the point where inflation ends, but the integral is dominated by the region around ϕ_i so $f(b)$ is independent of ϕ_e to very high precision. For the range of $144/25 < b < 16$, one has $2.49 < f(b) < 2.96$. Using the experimental value n_s in Eq. (7), we obtain the number of e-foldings to be

$$80 \pm 10 < N_e < 96 \pm 12, \quad : \quad \phi_i = \phi_0, \quad (34)$$

where the \pm error is from varying n_s within its 1σ measurement, and upper and lower bounds are from varying b . This is only a mild improvement from the original CW potential and higher

than one would get in standard cosmology, although these values can be accommodated with a non-minimal early universe evolution after inflation. For the formula of α_s , we have assumed that $\xi_v^2 \gg \eta_v \epsilon_v \gg \epsilon_v^2$, which is valid as long as $\phi_0 \lesssim M_{\text{Pl}}$. Note that α_s is negative definite for this choice of parameter space. For $144/25 < b < 16$ and taking the 1σ range for n_s from Eq. (7), one has

$$-(4.4 \pm 1.1) \times 10^{-4} < \alpha_s < -(3.1 \pm 0.8) \times 10^{-4}, \quad : \quad \phi_i = \phi_0. \quad (35)$$

For r , the only observable sensitive to the scale $\phi_i = \phi_0$ here, one has $1.6 \times 10^{-5} \phi_0^2 < r < 5.5 \times 10^{-5} \phi_0^2$, which is too small to be detected in the near future [19, 23] even when ϕ_0 close to the Planck scale.

As mentioned above, the inflection points occur for $\phi < \phi_0$, so the reason the above simple slice of parameter space predicts too many e-foldings is that the initial field point is too far from the inflection point. In the more general case where $\phi_i \neq \phi_0$, we can numerically compute the potential parameters such that we fit the inflation data. As in the analytic case above, the conclusion that $r \ll 1$ and that it is the only parameter sensitive to the overall scale still holds. Therefore, as above, we can use n_s and A_s to set V_0 and a . We then have two remaining parameters b and ϕ_i/ϕ_0 , and we compute N_e and α_s as a function of those parameters. To compute N_e , we note that the integral in Eq. (11) is dominated by the region around ϕ_i so there is very little sensitivity to ϕ_e . This in turn means that there is very little sensitivity to the parameters M and c in our phenomenological potential in Eq. (26). Numerically, the sensitivity to ϕ_e is at the sub-percent level as long as we are not in the regime where $c - b \lesssim 1$.

In Fig. 3 we show the number of e-foldings as a function of ϕ_i/ϕ_0 for b near the extremes of the allowed range of Eq. (27). We see that there are two solutions for $N_e \approx 60$: $\phi_i/\phi_0 \approx 0.8$ and $\phi_i/\phi_0 \approx 0.4$. These correspond to the starting inflaton field value around the two different inflection points of the potential which are also marked on the figure.² Note that between the inflection points there are no self-consistent solutions because in that region $V''(\phi) > 0$ and the spectrum has a blue tilt ($n_s > 1$).

The curve in Fig. 3 for large b is approximately vertical because at $b = 16$, the derivative of the potential vanishes and the integrand of Eq. (11) diverges, so near that value of b , N_e changes very quickly, and we must have ϕ_i very close to the inflection point. On the other hand, for $b = 144/25 \approx 5.8$, the second derivative vanishes so for low b the two inflection points are very close together. Finally, we also put a vertical grey line at $\phi_i = \phi_0$ in Figure 3 showing that this numerical analysis reproduces the result of Eq. (34). At large ϕ_i/ϕ_0 , we are far from the inflection point and the standard CW result is reproduced fitting the n_s data with ~ 90 e-foldings.

We can also use N_e to determine ϕ_i/ϕ_0 leaving us with effectively one free parameter, b , given the inflationary parameters. In the left panel of Fig. 4, we plot α_s as a function of b for 50 and 60 e-foldings with n_s taken to its central value. The n_s dependence is very weak because the measurement is so precise. As above, we have $\xi_v^2 \gg \epsilon_v \eta_v \gg \epsilon_v^2$, so α_s is controlled by the

²The location of the two inflection points correspond to different sets of parameters. Namely, one needs different values of a and V_0 to fit the data depending on whether $\phi_i/\phi_0 \approx 0.4$ or 0.8 .

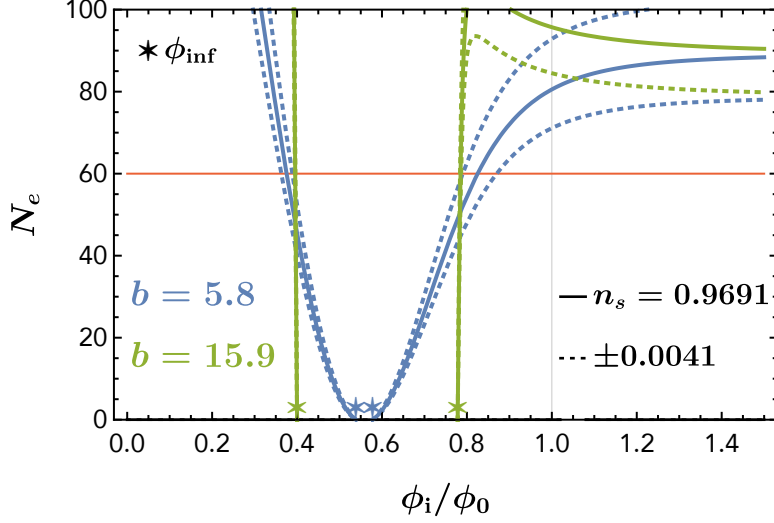


Figure 3: Number of e-foldings N_e as a function of the initial field value ϕ_i/ϕ_0 . The blue (green) curves corresponds to $b = 5.8$ ($b = 15.9$). The solid lines correspond to $n_s = 0.9691$ and the dotted lines are varying n_s by 0.0041, the 1σ error [see Eq. (7)]. The horizontal red line corresponds to 60 e-foldings, and the vertical grey line corresponds to the case of $\phi_i/\phi_0 = 1$ analyzed semi-analytically. The locations of the inflection points in the potential are marked with stars.

third derivative of the potential. For a given value N_e , there are two possible solutions to ϕ_i/ϕ_0 . The one with a larger (smaller) of ϕ_i/ϕ_0 always has negative (positive) α_s . This is because the n_s measurement requires the second derivative of the potential to be slightly negative. Because the second derivative is going from negative to positive to negative with increasing field value, the larger (smaller) solution will be at greater (smaller) field values than the inflection point, so the third derivative of the potential will be negative (positive). From Eqs. (2) and (5), we can thus understand the signs of α_s for the two solutions. We also see that in the solution with smaller ϕ_i/ϕ_0 , larger values of b predict very large values of α_s that are inconsistent with current measurements. For the other solution with larger ϕ_i/ϕ_0 , α_s is smaller than current precision but it may be probed by the next-generation CMB telescope (for instance, the Simons Observatory [19]).

Finally we analyze r , which depends on the additional parameter ϕ_0 . In the right panel of Fig. 4 we plot $(M_{\text{Pl}}/\phi_0)^2 \times r$ vs. b , roughly the largest r can be in the sub-Planckian regime. At $b = 16$, the first derivative of the potential vanishes at some field value, and the larger ϕ_i/ϕ_0 solution is near the point in field space where the magnitude of the first derivative decreases as b increases. The other solution thus has increasing magnitude of the first derivative as b increases, and this branch does allow relatively large values of r for $\phi_0 \sim M_{\text{Pl}}$. We also put a vertical line where, given 60 e-foldings, the branch with larger value of r is excluded by the α_s measurement.

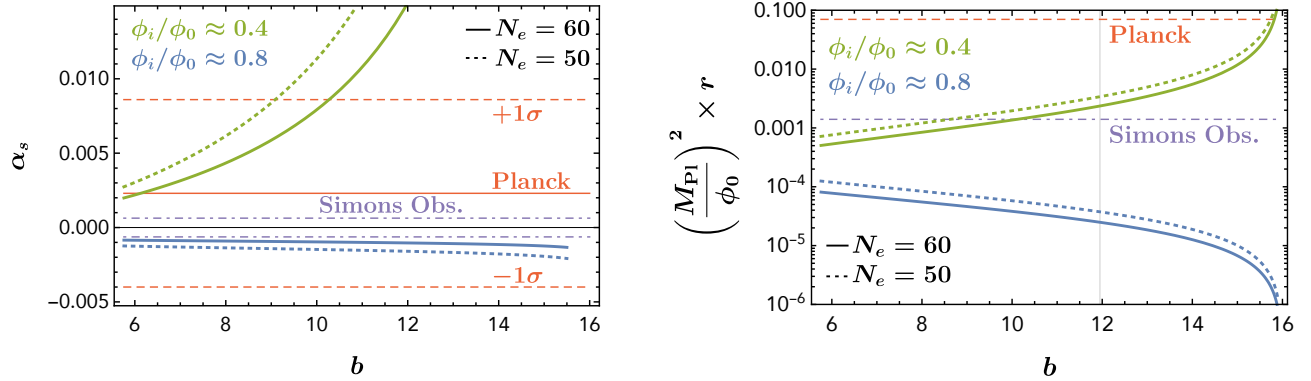


Figure 4: **Left:** α_s vs. b . The lower blue lines correspond to $\phi_i/\phi_0 \approx 0.8$ and the upper green lines are $\phi_i/\phi_0 \approx 0.4$. The solid lines corresponds to $N_e = 60$, while the dotted ones are $N_e = 50$. We have taken the central value of n_s but the dependance is very weak. The red horizontal solid (dashed) lines correspond to the experimental central value ($\pm 1\sigma$) for α_s [3, 4] [see Eq. (9)], and the purple dot-dashed correspond to the future 1σ expected limit from the Simons Observatory assuming a central value of zero [19]. **Right:** $(M_{\text{Pl}}/\phi_0)^2 \times r$ vs. b with the same lines as in the left panel. The horizontal dashed red line is the experimental upper limit [see Eq. (8)] and the purple dot-dashed line is the expected future limit. The vertical grey line is the 2σ upper limit on b for the $\phi_i/\phi_0 \approx 0.4$ solution from the α_s measurement assuming $N_e = 60$.

6 Discussion and conclusions

The inflationary paradigm is very successful at explaining the large scale features of the universe, but the search for simple and calculable models of inflation that are consistent with the precise observations from the CMB continues. Coleman-Weinberg type models are particularly attractive because they naturally produce a plateau where the potential is very flat and they can be generated dynamically by the well understood physics of radiative corrections. These models either require super-Planckian field excursions and therefore potentially suffer from large corrections due to Planck suppressed operators and possibly also quantum gravity, or they cannot be made consistent with CMB observables.

Here we have constructed Dynamical Inflection Point Inflation which successfully gives a Coleman-Weinberg type potential that can naturally realize sub-Planckian field excursions and also be consistent with all CMB data. The key feature of these models is that the β function of the quartic coupling of the inflaton contains two zeros that are parametrically separated. These zeros give rise to inflection points in the potential, one of which can be near the start of inflation and give the measured value of n_s . This can easily arise in a field theory with gauge fields and fermions when some of the fermions get a mass. The minimal model with two colors and one low energy flavor is presented in Section 4.

This setup has a few broad requirements on the parameters of the potential: i) the Yukawa coupling is smaller than the gauge coupling [up to some model dependent factor, see Eqs. (22)(23)

and Eq. (21)] at the scale where the fermions are integrated out, ii) the running of the gauge coupling must be faster than that of the Yukawa coupling, iii) the mass scale must not be too much larger than the scale where the β function vanishes. Unlike other inflection point models, we *do not* require a precise tuning of independent parameters in the Lagrangian.

On the other hand, we have not addressed the “overshoot problem” associated with small-field inflation, or how generic to have the inflation starting at a phase-space point with $\dot{\phi}_i \approx 0$. Various possibilities to solve this problem exist including the ultra-slow roll inflation (see Ref. [24] for recent discussion). In our analysis, we have made the assumption of slow-roll inflation instead of ultra-slow roll inflation. To be consistent, one needs to check the validity of slow-roll inflation [25], or a conservative condition of $\dot{\phi}^2/2 \leq (V')^2/(6V)$ throughout the inflation field range. We have checked and found that our parameter range satisfies the slow-roll condition.

The inflationary observables of this class of models can all be computed from the phenomenological potential given in Eq. (26). As far as we know, this is the first time such a potential has been studied, and this potential can be used for future experimental studies of CMB measurements. Given a value of n_s , A_s and N_e , one can fully determine the potential as a function of one free parameter, b , which has a compact range. One can then compute the running of the scalar spectral index, α_s , and it is predicted to be either negative with a small magnitude, or positive with a large magnitude, as shown in Fig. 4. The overall mass scale ϕ_0 of the potential remains a free parameter, but as long $\phi_0 \lesssim M_{\text{Pl}}$ it does not enter into any inflationary observables except r . This tensor to scalar ratio is expected to be below current and near future sensitivity.

Finally we briefly discuss other phenomenology of this model. The mass of the inflaton is parametrically given by

$$m_\phi \sim \sqrt{a} \phi_{\min} = \sqrt{|\lambda_0|} \phi_{\min} \sim \frac{g_0^3}{16\pi^2} \phi_{\min} ,$$

which is bounded from above of around $10^{-8} M_{\text{Pl}}$ for $g_0 \sim 10^{-2}$ and $\phi_{\min} < M_{\text{Pl}}$. The lower limit on the inflaton mass is related to how the inflaton reheats the Standard Model (SM) sector. For instance, one could introduce the operator $\lambda_{\phi h} \Phi^\dagger \Phi H^\dagger H$ to decay the inflaton into SM particles. To not spoil the existence of the inflection points, this coupling is required to have $\lambda_{\phi h} \ll g_0^2$. For the inflaton mass much above the Higgs boson mass, the decay width is $\Gamma(\phi \rightarrow HH^\dagger) \simeq \frac{\lambda_{\phi h}^2}{4\pi} m_\phi$. The reheating temperature is estimated to be $T_r \simeq 0.2 \sqrt{\Gamma M_{\text{Pl}}} \simeq 10^{-2} \lambda_{\phi h} \sqrt{m_\phi M_{\text{Pl}}}$. Note that when $\lambda_{\phi h} \phi_{\min}^2/m_\phi^2 \gtrsim 1$, preheating due to parametric resonance has to be taken into account [26].

The hidden fermions and gauge bosons in the gauge-Yukawa model have additional model-dependent cosmological consequences. For the minimum model with $N_c = 2$ and $N_{\text{IR}} = N_{\text{S}} = 1$, one Dirac fermion and all gauge bosons are massive after the inflaton field sits at its minimum. The corresponding masses are $\lambda \phi_{\min}/\sqrt{2}$ and $g \phi_{\min}$, which are much heavier than the inflaton mass. The remaining fermions are massless (or massive if one introduces additional vectorlike masses for ψ and χ) just like the left-handed and right-handed neutrinos. One chiral fermion with the gauge interaction could have a suppressed cosmological abundance from inflaton off-shell decays. For a more general model with $N_c \geq 3$, there is generically an unbroken non-Abelian gauge symmetry after the inflaton sits at the minimum. Because of the weak interacting gauge coupling $g(\phi_0) = g_0 \sim 10^{-2}$, the confinement scale happens at an exponentially low scale [see

Eq. (45)]. So, the hidden sector mainly contains massless and weakly interacting gauge bosons. The inflaton can decay into those massless hidden gauge bosons at one-loop level (similar to the SM Higgs decays into two photons by the W gauge boson loop). The decay width is estimated to be $\Gamma(\phi \rightarrow G^\mu G_\mu) \simeq g_0^4 m_\phi^3 / [4\pi(16\pi^2)^2 \phi_{\min}^2]$ with G^μ representing the unbroken hidden gauge bosons. Ignoring the degrees of freedom, the ratio of the hidden sector and visible sector temperatures is

$$\frac{T'^4}{T^4} \sim \frac{\Gamma(\phi \rightarrow G^\mu G_\mu)}{\Gamma(\phi \rightarrow HH^\dagger)} \sim \frac{g_0^4}{(16\pi^2)^2 \lambda_{\phi h}^2} \frac{m_\phi^2}{\phi_{\min}^2} \sim \frac{g_0^{10}}{(16\pi^2)^4 \lambda_{\phi h}^2} . \quad (36)$$

So, for a tiny $\lambda_{\phi h}$ of the order of $g_0^5/(16\pi^2)^2$, the hidden sector contribution to the additional radiation energy of the universe could be sizable and be tested by the future CMB experiments [19, 23].

Acknowledgements

We would like to thank Guillermo Ballesteros for useful discussion. The work of YB is supported by the U.S. Department of Energy under the contract DE-SC-0017647. DS is supported in part by the Natural Sciences and Engineering Research Council of Canada (NSERC). We are also grateful to the The Arthur B. McDonald Canadian Astroparticle Physics Research Institute that supported YB's visit to Carleton University where this work began. YB is grateful to KITP for hospitality; this research was supported in part by the National Science Foundation under Grant No. NSF PHY-1748958.

A More general color and flavor structure

In this appendix we briefly analyze a more general color and flavor structure of the model presented in Section 4. We consider an $SU(N_c)$ gauge theory with gauge coupling g , N_{UV} vectorlike fundamental flavors of fermions ψ , N_S singlet flavors χ , and a scalar inflation Φ charged under the fundamental of the gauge group. The Lagrangian is given in Eq. (17). The β functions for the three couplings in this theory are given by [27, 28]

$$\beta_g = -\kappa g^3 \left(\frac{11}{3} N_c - \frac{1}{6} - \frac{2n_f}{3} \right) , \quad (37)$$

$$\beta_Y = \kappa \left(\frac{3}{2} \mathbf{Y} \mathbf{Y}^\dagger \mathbf{Y} + \mathbf{Y} \text{tr}(\mathbf{Y}^\dagger \mathbf{Y}) - 3 \frac{N_c^2 - 1}{2N_c} g^2 \mathbf{Y} \right) , \quad (38)$$

$$\begin{aligned} \beta_\lambda = \kappa \left(\frac{3(N_c - 1)(N_c^2 + 2N_c - 2)}{4N_c^2} g^4 - 2 \text{tr}(\mathbf{Y}^\dagger \mathbf{Y} \mathbf{Y}^\dagger \mathbf{Y}) \right. \\ \left. - \frac{6(N_c^2 - 1)}{N_c} \lambda g^2 + 4 \lambda \text{tr}(\mathbf{Y}^\dagger \mathbf{Y}) + 4(N_c + 4) \lambda^2 \right) , \end{aligned} \quad (39)$$

where $\kappa = (16\pi^2)^{-1}$, n_f is the number of flavors kinematically accessible, and \mathbf{Y} also runs over accessible flavors. As before, we search for parameter points where $\beta_\lambda = 0$. If we define

$$Y^4 \equiv \text{tr}(\mathbf{Y}^\dagger \mathbf{Y} \mathbf{Y}^\dagger \mathbf{Y}) \quad (40)$$

and work in the regime where $Y, g \gg \lambda$, then we see that $\beta_\lambda \approx 0$ if

$$Y^4 = \frac{3(N_c - 1)(N_c^2 + 2N_c - 2)}{8N_c^2} g^4. \quad (41)$$

We can now integrate the β functions to get a leading loop approximations for the couplings as a function of t .

$$g(t) = g_0 - \kappa g_0^3 \left[\left(\frac{11}{3} N_c - \frac{2}{3} N_{\text{IR}} - \frac{1}{6} \right) t + \frac{2}{3} (N_{\text{IR}} - N_{\text{UV}}) (t - t_M) \Theta(t - t_M) \right], \quad (42)$$

$$\mathbf{Y}(t) = \mathbf{Y}_0 + \kappa t \left[\frac{3}{2} \mathbf{Y}_0 \mathbf{Y}_0^\dagger \mathbf{Y}_0 + \mathbf{Y}_0 \text{tr}(\mathbf{Y}_0^\dagger \mathbf{Y}_0) - 3 \frac{N_c^2 - 1}{2N_c} g_0^2 \mathbf{Y}_0 \right], \quad (43)$$

with g_0, \mathbf{Y}_0 being the couplings at the scale ϕ_0 , and \mathbf{Y}_0 and g_0 chosen such that Eq. (41) is satisfied. Ignoring terms proportional to λ in Eq. (39), we can also integrate the β_λ to solve for the quartic coupling as a function of scale:

$$\begin{aligned} \lambda(t) = & \lambda_0 - \kappa^2 t^2 \left[g_0^6 \times \frac{3(N_c - 1)(N_c^2 + 2N_c - 2)}{2N_c^2} \times \left(\frac{11}{3} N_c - \frac{2}{3} N_{\text{IR}} - \frac{1}{6} \right) + \right. \\ & 4 \text{tr}(\mathbf{Y}_0^\dagger \mathbf{Y}_0 \mathbf{Y}_0^\dagger \mathbf{Y}_0) \text{tr}(\mathbf{Y}_0^\dagger \mathbf{Y}_0) + 6 \text{tr}(\mathbf{Y}_0^\dagger \mathbf{Y}_0 \mathbf{Y}_0^\dagger \mathbf{Y}_0 \mathbf{Y}_0^\dagger \mathbf{Y}_0) - 6 \frac{N_c^2 - 1}{N_c} g_0^2 \text{tr}(\mathbf{Y}_0^\dagger \mathbf{Y}_0 \mathbf{Y}_0^\dagger \mathbf{Y}_0) \Big] \\ & + \frac{(N_c - 1)(N_c^2 + 2N_c - 2)}{N_c^2} \kappa^2 g_0^6 (N_{\text{UV}} - N_{\text{IR}}) (t - t_M)^2 \Theta(t - t_M). \end{aligned} \quad (44)$$

If $\lambda_0 \sim \kappa^2 g_0^6 \sim \kappa^2 \mathbf{Y}^6$, then ignoring the λ terms in β_λ is a good approximation.

The matrix \mathbf{Y} is $N_{\text{UV}} \times N_{\text{S}}$ for scales above M and $N_{\text{IR}} \times N_{\text{S}}$ below M , and we have ignored mass terms for the singlet. In order for β_λ to have two zeros as required for this inflation scenario, we need $Y^4(M) > 3(N_c - 1)(N_c^2 + 2N_c - 2)g^4(M)/(8N_c^2)$. We also need the running of g to be faster than that of \mathbf{Y} . This can be satisfied if $\text{tr}(\mathbf{Y}^\dagger \mathbf{Y} \mathbf{Y}^\dagger \mathbf{Y})$ is dominated by light flavors.

Unlike the minimal case and for $N_c \geq 3$, the gauge symmetry is broken by the fundamental scalar vacuum expectation value. There will be a remnant non-Abelian gauge symmetry. This symmetry confines with a confinement scale given by

$$\Lambda = \phi_0 \exp \left(- \frac{3}{\kappa g_0^2 (22 N_c - 4 N_{\text{IR}} - 1)} \right). \quad (45)$$

Because the g_0 required to get the right values of a and b in the phenomenological potential of Eq. (26) is small, $g_0 \lesssim 0.1$, this confinement scale is below the temperature of the universe today unless $N_c \gg 1$. Therefore we expect free massless gauge bosons with small self interactions if we are in the non-minimal model with $N_c \geq 3$.

References

- [1] A. H. Guth, *The Inflationary Universe: A Possible Solution to the Horizon and Flatness Problems*, *Adv. Ser. Astrophys. Cosmol.* **3** (1987) 139–148.
- [2] A. D. Linde, *A New Inflationary Universe Scenario: A Possible Solution of the Horizon, Flatness, Homogeneity, Isotropy and Primordial Monopole Problems*, *Adv. Ser. Astrophys. Cosmol.* **3** (1987) 149–153.
- [3] **Planck** Collaboration, Y. Akrami et al., *Planck 2018 results. X. Constraints on inflation*, [arXiv:1807.06211](#).
- [4] S. Aiola et al., *The Atacama Cosmology Telescope: DR4 Maps and Cosmological Parameters*, [arXiv:2007.07288](#).
- [5] R. Kallosh and A. Linde, *On hilltop and brane inflation after Planck*, *JCAP* **09** (2019) 030, [[arXiv:1906.02156](#)].
- [6] A. H. Guth and S. Pi, *Fluctuations in the New Inflationary Universe*, *Phys. Rev. Lett.* **49** (1982) 1110–1113.
- [7] Q. Shafi and V. N. Senoguz, *Coleman-Weinberg potential in good agreement with wmap*, *Phys. Rev. D* **73** (2006) 127301, [[astro-ph/0603830](#)].
- [8] N. Okada, V. N. Senoguz, and Q. Shafi, *The Observational Status of Simple Inflationary Models: an Update*, *Turk. J. Phys.* **40** (2016), no. 2 150–162, [[arXiv:1403.6403](#)].
- [9] A. Urbano, *Inflation without gauge redundancy*, *JCAP* **04** (2020) 040, [[arXiv:2001.05480](#)].
- [10] R. Allahverdi, K. Enqvist, J. Garcia-Bellido, and A. Mazumdar, *Gauge invariant MSSM inflaton*, *Phys. Rev. Lett.* **97** (2006) 191304, [[hep-ph/0605035](#)].
- [11] D. Baumann, A. Dymarsky, I. R. Klebanov, L. McAllister, and P. J. Steinhardt, *A Delicate universe*, *Phys. Rev. Lett.* **99** (2007) 141601, [[arXiv:0705.3837](#)].
- [12] R. Allahverdi, B. Dutta, and A. Mazumdar, *Attraction towards an inflection point inflation*, *Phys. Rev. D* **78** (2008) 063507, [[arXiv:0806.4557](#)].
- [13] G. Ballesteros and C. Tamarit, *Radiative plateau inflation*, *JHEP* **02** (2016) 153, [[arXiv:1510.05669](#)].
- [14] S.-M. Choi and H. M. Lee, *Inflection point inflation and reheating*, *Eur. Phys. J. C* **76** (2016), no. 6 303, [[arXiv:1601.05979](#)].
- [15] K. Dimopoulos, C. Owen, and A. Racioppi, *Loop inflection-point inflation*, *Astropart. Phys.* **103** (2018) 16–20, [[arXiv:1706.09735](#)].
- [16] N. Musoke and R. Easther, *Expectations for Inflationary Observables: Simple or Natural?*, *JCAP* **12** (2017) 032, [[arXiv:1709.01192](#)].
- [17] N. Okada, D. Raut, and Q. Shafi, *Inflection-Point Inflation with Axion Dark Matter in*

light of Trans-Planckian Censorship Conjecture, [arXiv:1910.14586](#).

- [18] D. Baumann, *Inflation*, in *Theoretical Advanced Study Institute in Elementary Particle Physics: Physics of the Large and the Small*, pp. 523–686, 2011. [arXiv:0907.5424](#).
- [19] **Simons Observatory** Collaboration, P. Ade et al., *The Simons Observatory: Science goals and forecasts*, *JCAP* **02** (2019) 056, [[arXiv:1808.07445](#)].
- [20] S. Dodelson and L. Hui, *A Horizon ratio bound for inflationary fluctuations*, *Phys. Rev. Lett.* **91** (2003) 131301, [[astro-ph/0305113](#)].
- [21] A. R. Liddle and S. M. Leach, *How long before the end of inflation were observable perturbations produced?*, *Phys. Rev. D* **68** (2003) 103503, [[astro-ph/0305263](#)].
- [22] S. R. Coleman and E. J. Weinberg, *Radiative Corrections as the Origin of Spontaneous Symmetry Breaking*, *Phys. Rev. D* **7** (1973) 1888–1910.
- [23] K. Abazajian et al., *CMB-S4 Science Case, Reference Design, and Project Plan*, [arXiv:1907.04473](#).
- [24] I. Antoniadis, A. Chatrabhuti, H. Isono, and S. Sypsas, *Note on initial conditions for small-field inflation*, [arXiv:2008.02494](#).
- [25] K. Dimopoulos, *Ultra slow-roll inflation demystified*, *Phys. Lett. B* **775** (2017) 262–265, [[arXiv:1707.05644](#)].
- [26] L. Kofman, A. D. Linde, and A. A. Starobinsky, *Towards the theory of reheating after inflation*, *Phys. Rev. D* **56** (1997) 3258–3295, [[hep-ph/9704452](#)].
- [27] T. Cheng, E. Eichten, and L.-F. Li, *Higgs Phenomena in Asymptotically Free Gauge Theories*, *Phys. Rev. D* **9** (1974) 2259.
- [28] M. Sher, *Electroweak Higgs Potentials and Vacuum Stability*, *Phys. Rept.* **179** (1989) 273–418.