

Semiclassical analysis of the tensor power spectrum in the Starobinsky inflationary model

Truman Tapia

¹Yachay Tech University, School of Physical Sciences and Nanotechnology, Hda. San José s/n y Proyecto Yachay, 100119, Urcuquí, Ecuador

Clara Rojas

²Yachay Tech University, School of Physical Sciences and Nanotechnology, Hda. San José s/n y Proyecto Yachay, 100119, Urcuquí, Ecuador

E-mail: crojas@yachaytech.edu.ec

Abstract. In this work we calculate the tensor power spectrum and the tensor-to-scalar ratio r within the frame of the Starobinsky inflationary model using the improved uniform approximation method and the third-order phase-integral method. We compare our results with those obtained with numerical integration and the slow-roll approximation to second order. We have obtained consistent values of r using the different approximations, and r is inside the interval reported by observations.

Keywords: Tensor Cosmological Perturbations; Starobinsky Inflationary Model; Semiclassical Methods.

1. Introduction

Inflation was introduced by Alan Guth in the eighties to solve the fine-tuning problems [1]. Inflation is an early stage of the Universe in which an accelerated expansion occurred [2]. Plenty of inflationary models have been proposed, which makes the discrimination of these models an active field of research. Scalar and tensor power spectra, and their parameters, are the main predictions made by inflation models. These predictions are compared with observations to test the models. The scalar power spectrum has been widely used for this purpose, but coming projects will measure parameters related with tensor perturbations [3, 4, 5]. Then, accurate calculations of the tensor power spectrum are meaningful presently.

The Starobinsky inflationary model was introduced in the eighties [6, 7, 8] and has caused interest in recent years [9, 10, 11, 12, 13, 14, 15, 16, 17]. This model is well supported by the recent observation of the Planck 2018 results [18], and it is used in plenty theoretical studies in cosmology currently. The classical predictions of this model to lowest order in the slow-roll approximation are, for the spectral index $n_s - 1 \approx -2/N$, and for the tensor-to-scalar ratio $r \approx 12/N^2$.

Slow-roll approximation is one of the most used methods to study the perturbation power spectra in the context of inflation. Another method is to solve numerically mode by mode the equations of the dynamics of perturbations (scalar and tensor). In recent years, semi-classical methods have appeared in the literature as an alternative way to study the equation of perturbations and calculate the power spectrum. Our goal in this work is to calculate the tensor power spectrum and the tensor-to-scalar ratio using semiclassical methods such as, the improved uniform approximation method [19, 20, 21] and the third-order phase-integral approximation [22, 23, 24, 25, 17]. The results will be compared with the numerical approximation and the slow-roll approximation to second order. These semiclassical methods are faster than the calculations made with a numerical code and produce results comparable with the exact result.

The article is structured as follows: In Section 2 we show how we address the background dynamics of the Universe in the context of the Starobinsky model. In Section 3 we describe the equations of perturbations and the power spectra. In Section 4 we discuss the different approximation methods employed in this work. Section 5 shows the results that we obtained. Finally, in Section 6 we make some conclusions.

2. Dynamics in the Starobinsky model

The Starobinsky potential is given by [26, 27]

$$V(\phi) = M^4 \left(1 - e^{-\sqrt{2/3}\phi} \right)^2, \quad (1)$$

where ϕ is the scalar field driven inflation, and $M = 3.13 \times 10^{-3}$ [28]. In Fig. 1 we show the Starobinsky potential, at first sight the potential is sufficiently flat to produce inflation.

The Friedmann and the continuity equations dictate the dynamics of the Universe govern by a single scalar field ϕ , these equations are:

$$H^2 = \frac{1}{3} \left[V(\phi) + \frac{1}{2} \dot{\phi}^2 \right], \quad (2)$$

$$\ddot{\phi} + 3H\dot{\phi} = -V_{,\phi}, \quad (3)$$

where $H = \dot{a}/a$ is the Hubble parameter. Given that analytical solutions for these equations are not available, we solve them numerically. The initial conditions employed are $a_0 = 1$, $\phi_0 = 5.77$, and $\phi'_0 = -1.04 \times 10^{-7}$, which guarantees enough inflation to solve the fine-tuning problems, and the correct amplitude of the scalar power spectrum. These numerical solutions will be used to solve the equations of perturbations shown in the next section. For the semiclassical methods we use the following fits of the numerical solutions of a and ϕ :

$$a_{\text{fit}} = 2.71828^{(-3.53339 + 5.65 \times 10^{-6}t)} (111.184 - 7.53333 \times 10^{-6}t)^{3/4}, \quad (4)$$

$$\phi_{\text{fit}} = 1.2309 \ln(108.59 - 7.29215 \times 10^{-6}t). \quad (5)$$

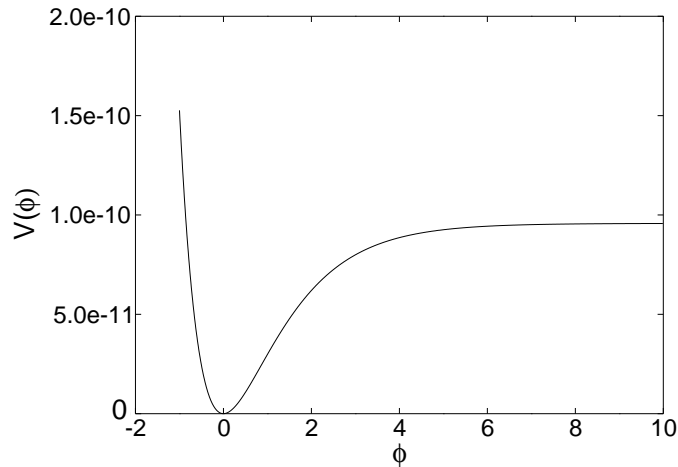


Figure 1. The Starobinsky potential.

3. Equations of perturbations

The scalar perturbations are described by the function $u = a\Phi/\phi'$, where Φ is a gauge-invariant variable corresponding to the Newtonian potential. The equations of motion of the perturbation u_k in Fourier space are

$$u_k'' + \left(k^2 - \frac{z_S''}{z_S} \right) u_k = 0, \quad (6)$$

where $z_S = a\phi'/\mathcal{H}$, $\mathcal{H} = a'/a$, and the prime indicates derivative with respect to the conformal time η .

For tensor perturbations one introduces the function $v_k = ah$, where h represents the amplitude of the gravitational wave. Tensor perturbations obey a second order differential equation analogous to Eq. (6):

$$v_k'' + \left(k^2 - \frac{a''}{a}\right)v_k = 0. \quad (7)$$

Considering the limits $k^2 \gg |z_S''/z_S|$ (short wavelength) and $k^2 \ll |z_S''/z_S|$ (long wavelength), we have that the solutions to Eq. (6) exhibit the following asymptotic behavior:

$$u_k \rightarrow \frac{e^{-ik\eta}}{\sqrt{2k}} \quad (k^2 \gg |z_S''/z_S|, -k\eta \rightarrow \infty), \quad (8)$$

$$u_k \rightarrow A_k z \quad (k^2 \ll |z_S''/z_S|, -k\eta \rightarrow 0). \quad (9)$$

Equation (8) is used as the initial condition for the perturbations. The same asymptotic conditions hold for tensor perturbations.

Once the solutions for u_k and v_k are known, the power spectra for scalar and tensor perturbations are given by the expressions

$$P_S(k) = \lim_{-k\eta \rightarrow 0} \frac{k^3}{2\pi^2} \left| \frac{u_k(\eta)}{z_S(\eta)} \right|^2, \quad (10)$$

$$P_T(k) = \lim_{-k\eta \rightarrow 0} \frac{k^3}{2\pi^2} \left| \frac{v_k(\eta)}{a(\eta)} \right|^2. \quad (11)$$

Also, the tensor-to-scalar ratio r is defined as [29]

$$r = 8 \frac{P_T(k)}{P_S(k)}. \quad (12)$$

The spectral indices for scalar and tensor perturbations are defined by:

$$n_S(k) = 1 + \frac{d \ln P_S(k)}{d \ln k}, \quad (13)$$

$$n_T(k) = \frac{d \ln P_T(k)}{d \ln k}. \quad (14)$$

Since the scale factor a and the field ϕ exhibit a simpler form in the physical time t than in the conformal time η , we proceed to write the equation for the tensor perturbations in the variable t . The relation between t and η is given via the equation $dt = a d\eta$. In this case, the equation for tensor perturbations can be written as

$$\ddot{v}_k + \frac{\dot{a}}{a} \dot{v}_k + \frac{1}{a^2} [k^2 - (\dot{a}^2 + a\ddot{a})] v_k = 0. \quad (15)$$

This equation is solved to find the numerical solution discussed in more detail in the next section. Also, in order to apply the semiclassical methods we use this equation with the change of variable $v_k(t) = \frac{V_k(t)}{\sqrt{a}}$, obtaining that V_k satisfies the differential equation:

$$\ddot{V}_k + R_T(k, t)V_k = 0, \quad (16)$$

where

$$R_T(k, t) = \frac{1}{a^2} [k^2 - (\dot{a} + a\ddot{a})] + \frac{1}{4a^2} (a^2 - 2a\ddot{a}), \quad (17)$$

$R_T(k, t)$ is calculated numerically and $V(k)$ satisfies the asymptotic conditions

$$V_k \rightarrow \sqrt{\frac{a(t)}{2k}} \exp[-ik\eta(t)], \quad kt \rightarrow 0, \quad (18)$$

$$V_k \rightarrow A_k \sqrt{a(t)} a(t), \quad kt \rightarrow \infty. \quad (19)$$

In order to apply the asymptotic condition (8) and (18), we use the relation between η and t given by:

$$d\eta = \int_{t_{\text{ini}}}^t \frac{dt}{a(t)}, \quad (20)$$

where $t_{\text{ini}} = 10^7$, then η is zero at the end of the inflationary epoch. Figure 2 shows η as a function of t , and we can observe that:

$$\text{when } -k\eta \rightarrow 0 \Rightarrow kt \rightarrow \infty, \quad (21)$$

$$\text{when } -k\eta \rightarrow \infty \Rightarrow kt \rightarrow 0. \quad (22)$$

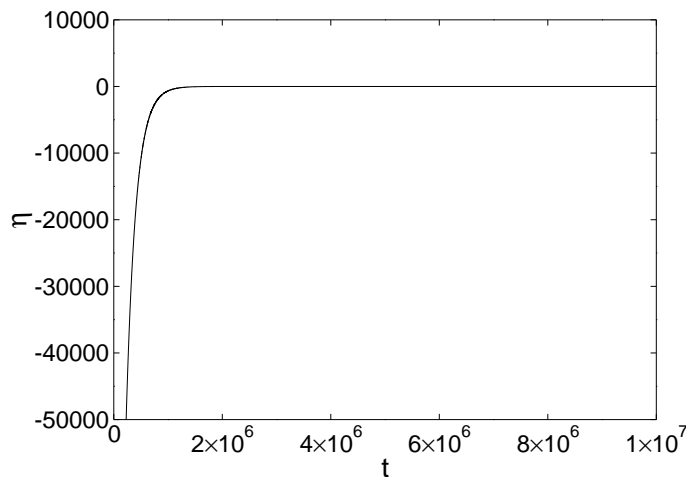


Figure 2. Conformal time η as a function of the physical time t for the Starobinsky inflationary model.

Eq. (15), does not possess an exact analytical solution. In order to solve this differential equation we make use of the methods: numerical integration, slow-roll

approximation up-to second-order, the improved uniform approximation, and the third-order phase integral approximation. Then, we compare the results of these different methods.

4. Solutions of the perturbation equation

4.1. Numerical Integration

The equation for tensor perturbations (15) is integrated numerically. To set this equation, we use the results coming from numerical integration of the equations (2) and (3). The perturbation v_k is a complex function, then two differential equations are solved, one for the real part and the other for the imaginary part. The strategy to solve these two equations is basically the same.

The integration is done in two parts, one in the limit when $k^2 \gg \dot{a}^2 + a\ddot{a}$, and the other when the full equation (15) is considered. The first part corresponds with the time when perturbations are inside the horizon, then v_k exhibits an oscillatory behavior. In this limit we solve the reduced equation

$$\ddot{v}_k + \frac{\dot{a}}{a}\dot{v}_k + \frac{k^2}{a^2}v_k = 0, \quad (23)$$

from 300 to 100 oscillations before the horizon crossing, using as initial condition equation (8). Then, we use the final stage of this solution as initial condition, to solve equation (15) from 100 oscillations before horizon crossing to roughly three times the horizon crossing time when the perturbation is frozen. The numerical integration was done using the Software Mathematica version 12.1, the code is available[†].

4.2. Slow-roll approximation

The tensor power spectrum in the slow-roll approximation up-to second-order is given by the expression [30]

$$P_{\text{T}}^{\text{sr}}(k) \simeq \left[1 + (2b - 2)\epsilon_1 + \left(2b^2 - 2b - 3 + \frac{\pi^2}{2} \right) \epsilon_1^2 + \left(-b^2 + 2b - 2 + \frac{\pi^2}{12} \right) \epsilon_2 \right] \left(\frac{H}{2\pi} \right)^2 \Big|_{k=aH}, \quad (24)$$

where $b = 0.729637$ is the Euler constant, and

$$\epsilon_1 = -\frac{\dot{H}}{H^2}, \quad (25)$$

$$\epsilon_2 = \frac{1}{H} \frac{d\epsilon_1}{dt}. \quad (26)$$

[†] link

Also, the spectral index and the tensor-to-scalar ratio [21] in the slow-roll approximation are given by:

$$\begin{aligned} n_{\text{T}}^{\text{st}}(k) &\simeq -2\epsilon_1 - 2\epsilon_1^2 + (2b - 2)\epsilon_2, \\ r &\simeq 16\epsilon_1(1 + C\epsilon_2), \end{aligned} \quad (27)$$

where $C = -0.7296$. All the expressions in the slow-roll approximation must be evaluated at the time t_* , which is the horizon crossing time when $k = aH$. By using different values of k in the range $0.0001 \text{ Mpc}^{-1} \leq k \leq 10 \text{ Mpc}^{-1}$, we can obtain the k dependence of the tensor power spectrum.

4.3. Uniform approximation

We want to obtain an approximate solution to the differential equation (16) in the range where $Q_{\text{T}}^2(k, t)$ have a simple root at $t_{\text{ret}} = v_{\text{T}}$, so that $Q_{\text{T}}^2(k, t) > 0$ for $0 < t < t_{\text{ret}}$ and $Q_{\text{T}}^2(k, t) < 0$ for $t > t_{\text{ret}}$ as depicted in Fig. 3(a). Using the uniform approximation method [31, 19, 22, 23, 24], we obtain that for $0 < t < t_{\text{ret}}$

$$\begin{aligned} V_k(k, t) &= \left[\frac{\rho_l(k, t)}{Q_{\text{T}}^2(k, t)} \right]^{1/4} \{C_1 A_i[-\rho_l(k, t)] + C_2 B_i[-\rho_l(k, t)]\}, \\ \frac{2}{3} [\rho_l(k, t)]^{3/2} &= \int_t^{t_{\text{ret}}} [Q_{\text{T}}^2(k, t)]^{1/2} dt, \end{aligned} \quad (28)$$

where C_1 and C_2 are two constants to be determined with the help of the boundary conditions (18). For $t > t_{\text{ret}}$

$$\begin{aligned} V_k(k, t) &= \left[\frac{-\rho_r(k, t)}{Q_{\text{T}}^2(k, t)} \right]^{1/4} \{C_1 A_i[\rho_r(k, t)] + C_2 B_i[\rho_r(k, t)]\}, \\ \frac{2}{3} [\rho_r(k, t)]^{3/2} &= \int_{t_{\text{ret}}}^t [-Q_{\text{T}}^2(k, t)]^{1/2} dt, \end{aligned} \quad (29)$$

For the computation of the power spectrum we need to take the limit $kt \rightarrow \infty$ of the solution (29). In this limit we have

$$\begin{aligned} v_k^{\text{ua}}(t) &\rightarrow \frac{C}{\sqrt{2a(t)}} [-Q_{\text{T}}^2(k, t)]^{-1/2} \\ &\times \left\{ \frac{1}{2} \exp \left(- \int_{v_{\text{T}}}^t [-Q_{\text{T}}^2(k, t)]^{1/2} dt \right) + i \exp \left(\int_{v_{\text{T}}}^t [-Q_{\text{T}}^2(k, t)]^{1/2} dt \right) \right\}, \end{aligned} \quad (30)$$

where C is a phase factor. Using the growing part of the solutions (30), one can compute the tensor power spectrum using the uniform approximation method,

$$P_{\text{T}}(k) = \lim_{-kt \rightarrow \infty} \frac{k^3}{2\pi^2} \left| \frac{v_k^{\text{ua}}(t)}{a(t)} \right|^2. \quad (31)$$

We are going to use the second-order improved uniform approximation for the power spectrum [24, 29]

$$\tilde{P}_{\text{T}}(k) = P_{\text{T}}(k) [\Gamma^*(\bar{\nu}_{\text{T}})]^2, \quad (32)$$

where $\bar{\nu}_{\text{S,T}}$ is the turning point for the tensor power spectrum and

$$\Gamma^*(\nu) \equiv 1 + \frac{1}{12\nu} + \frac{1}{288\nu^2} - \frac{139}{51840\nu^3} + \dots. \quad (33)$$

4.4. Phase-integral approximation

In order to solve Eq. (16) with the help of the phase-integral approximation [32], we choose the following base functions Q_{T} for the tensor perturbations

$$Q_{\text{T}}^2(k, t) = R_{\text{T}}(k, t), \quad (34)$$

where $R_{\text{T}}(k, t)$ is given by Eq. (17). Using this selection, the phase-integral approximation is valid as $kt \rightarrow \infty$, and in this limit we should impose the condition (19), where the validity condition $\mu \ll 1$ holds. The bases functions $Q_{\text{T}}(k, t)$ possess turning points, for each mode k this turning points represent the horizon. There are two ranges where to define the solution. To the left of the turning point $0 < t < t_{\text{ret}}$ we have the classically permitted region $Q_{\text{T}}^2(k, t) > 0$ and to the right of the turning point $t > t_{\text{ret}}$ corresponding to the classically forbidden region $Q_{\text{T}}^2(k, t) < 0$, such as it is shown in Figs 3(a).

The mode k equations for the tensor perturbations (16) in the phase-integral approximation has two solutions:

For $0 < t < t_{\text{ret}}$

$$\begin{aligned} v_k^{\text{pi}}(t) &= \frac{d_1}{\sqrt{a(t)}} \left| q_{\text{T}}^{-1/2}(k, t) \right| \cos \left[|\omega_{\text{T}}(k, t)| - \frac{\pi}{4} \right] \\ &+ \frac{d_2}{\sqrt{a(t)}} \left| q_{\text{T}}^{-1/2}(k, t) \right| \cos \left[|\omega_{\text{T}}(k, t)| + \frac{\pi}{4} \right]. \end{aligned} \quad (35)$$

For $t > t_{\text{ret}}$

$$\begin{aligned} v_k^{\text{pi}}(t) &= \frac{d_1}{2\sqrt{a(t)}} \left| q_{\text{T}}^{-1/2}(k, t) \right| \exp[-|\omega_{\text{T}}(k, t)|] \\ &+ \frac{d_2}{\sqrt{a(t)}} \left| q_{\text{T}}^{-1/2}(k, t) \right| \exp[|\omega_{\text{T}}(k, t)|]. \end{aligned} \quad (36)$$

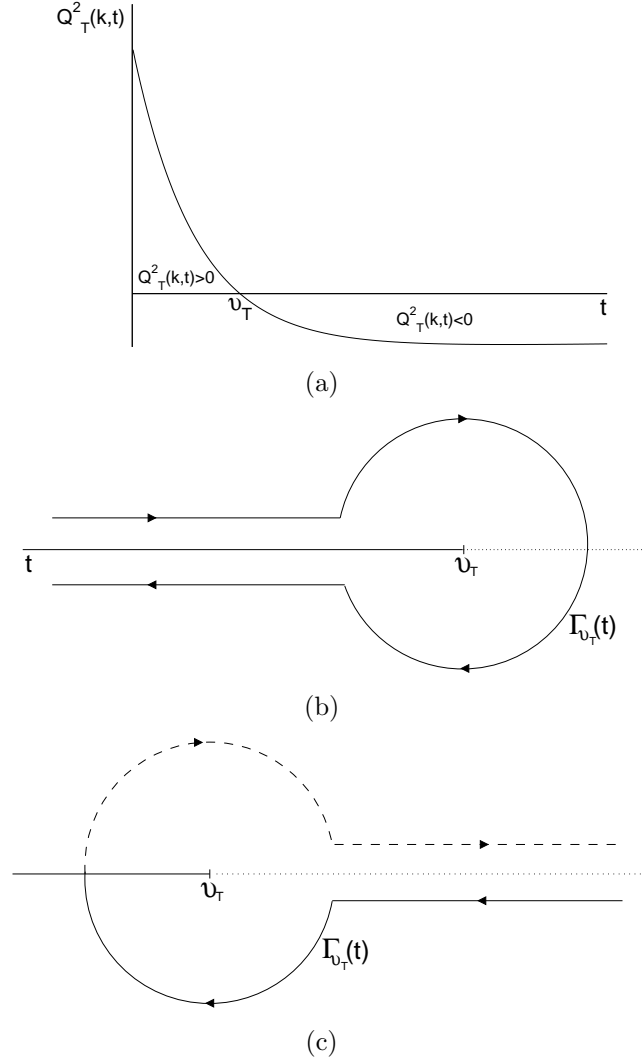


Figure 3. (a) Behaviour of $Q_T^2(k, t)$. (b) Contour of integration $\Gamma_{\nu_T}(t)$ for $0 < t < \nu_T$. (c) Contour of integration $\Gamma_{\nu_T}(t)$ for $t > \nu_T$. The dashed lined indicates the part of the path on the second Riemann sheet.

Using the phase-integral approximation up to third order ($2N + 1 = 3 \rightarrow N = 1$), we have that $q_T(k, t)$ can be expanded in the form

$$\begin{aligned}
 q_T(k, t) &= \sum_{n=0}^1 Y_{2n_T}(k, t) Q_T(k, t), \\
 &= [Y_{0_T}(k, t) + Y_{2_T}(k, t)] Q_T(k, t).
 \end{aligned} \tag{37}$$

In order to compute $q_T(k, t)$, we compute $Y_{2_T}(k, t)$, and the required function $\varepsilon_{0_T}(k, t)$. The expression (37) gives a third-order approximation for $q_T(k, t)$. In order to compute $\omega_T(k, t)$ we make a contour integration following the path indicated in Fig. 3(b)-(c).

$$\omega_{\text{T}}(k, t) = \omega_{0\text{T}}(k, t) + \omega_{2\text{T}}(k, t), \quad (38)$$

$$= \int_{v_{\text{T}}}^t Q_{\text{T}}(k, t) dt + \frac{1}{2} \int_{\Gamma_{v_{\text{T}}}} Y_{2\text{T}}(k, t) Q_{\text{T}}(k, t) dt, \quad (39)$$

$$= \int_{v_{\text{T}}}^t Q_{\text{T}}(k, t) dt + \frac{1}{2} \int_{\Gamma_{v_{\text{T}}}} f_{2\text{T}}(k, t) dt, \quad (40)$$

where

$$f_{2n_{\text{T}}}(k, t) = Y_{2n_{\text{T}}}(k, t) Q_{\text{T}}(k, t). \quad (41)$$

The function $f_{2\text{T}}(k, t)$ have the following functional dependence:

$$f_{2\text{T}}(k, t) = A(k, t)(t - v_{\text{T}})^{-5/2}, \quad (42)$$

where $A(k, t)$ is regular at v_{T} . With the help of the function (42) we compute the integrals for ω_{2n} up to $N = 1$ using the contour indicated in Fig. 3(b)-(c). The expressions for ω_{2n} permit one to obtain the third-order phase integral approximation of the solution to the equation for tensor perturbations (16). The constants d_1 and d_2 are obtained using the limit $kt \rightarrow 0$ of the solutions on the left side of the turning point (35), and are given by the expressions

$$d_1 = -i d_2, \quad (43)$$

$$d_2 = \frac{e^{-i\frac{\pi}{4}}}{\sqrt{2}} e^{-i[k\eta(0) + |\omega_{0\text{T}}(k, 0)|]}. \quad (44)$$

In order to compute the tensor power spectrum, we need to calculate the limit $kt \rightarrow \infty$ of the growing part of the solutions on the right side of the turning point given by Eq. (36)

$$P_{\text{T}}(k) = \lim_{-kt \rightarrow \infty} \frac{k^3}{2\pi^2} \left| \frac{v_k^{\text{pi}}(t)}{a(t)} \right|^2. \quad (45)$$

5. Results

With the initial conditions and parameters shown in Section 2 we get that the scalar power spectrum $P_{\text{S}} = 2.09577 \times 10^{-9}$ for the mode $k = 0.05 \text{Mpc}^{-1}$, which agrees with measurements reported by Planck 2018 results[18]. To rescale the momentum k in physical units we have followed the work of Habib *et al.* [29]. Figure 4 shows $P_{\text{T}}(k)$ using each method described in the last section. We can observe that the semiclassical methods

work very well and they are of easier implementation than the numerical method. Fig. 5 shows the relative error of each approximation method with respect to the numerical result. The second-order slow roll approximation deviates in 0.008%, the improved uniform approximation deviates from the numerical result in 0.84%, whereas that the phase-integral approximation up to third-order deviates 0.14%.

The value of the tensor spectral index for each approximation method is given in Table 1. Also, the values of the tensor-to-scalar ratio are presented in Table 2. We have found that of the approximation methods used in this work the better value of $r = 0.00272633$ is obtained with the third-order phase-integral method, which is inside the upper limit ref

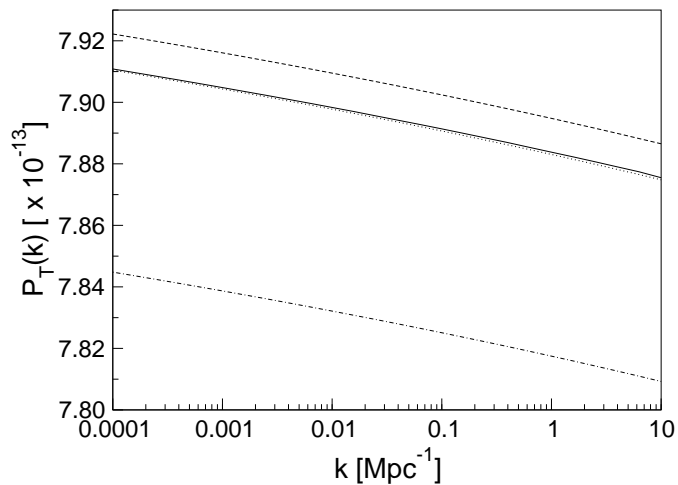


Figure 4. $P_T(k)$ for the Starobinsky inflationary model. Solid line: numerical result; dashed line: third-order phase-integral approximation; dot-dashed line: second-order improved uniform approximation, dotted line: second-order slow-roll approximation.

Method	$n_T(k)$	rel. err (%)
Numerical	-0.000393769	
Second-order slow roll	-0.000394629	0.2184
Improved Uniform approximation	-0.000396719	0.7492
Phase integral method up to third-order	-0.000396287	0.6395

Table 1. Value of n_T obtained with different approximation methods for the Starobinsky inflationary model at the pivot scale $k = 0.05 \text{ Mpc}^{-1}$.

6. Conclusions

We have shown that the semiclassical methods are useful tools to calculate the power spectrum of tensor perturbations and its subsequent parameters r and n_T . With the phase-integral method we have obtained a value of r with a relative error of 0.009171%,

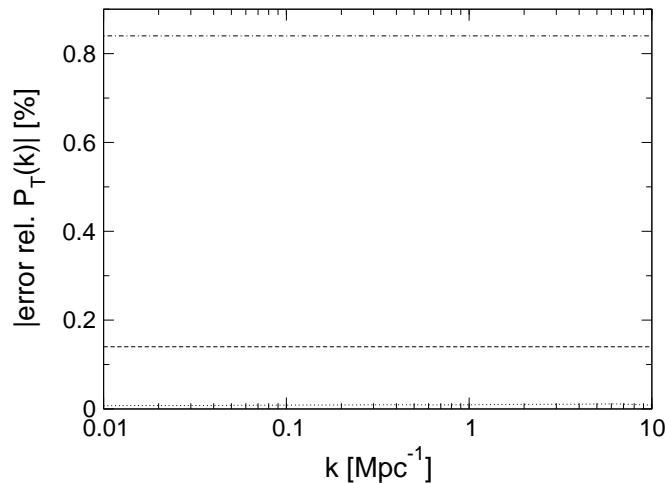


Figure 5. Relative error with respect to the numerical result of $P_T(k)$ for the Starobinsky inflationary model. Dashed line: third-order phase-integral approximation; dot-dashed line: uniform approximation; dotted line: second-order slow-roll approximation.

Method	$r(k)$	rel. err (%)
Numerical	0.00272608	
Second-order slow roll	0.00282388	3.5879
Improved Uniform approximation	0.00273398	0.2897
Phase integral method up to third-order	0.00272633	0.009171

Table 2. Value of tensor-to-scalar ratio r obtained with different approximation methods for the Starobinsky inflationary model at the pivot scale $k = 0.002 \text{ Mpc}^{-1}$.

it is worth to mention that the values obtained for tensor-to-scalar ratio are in the interval reported by Planck 2018 results [18].

- [1] A. H. Guth. Inflationary universe: A possible solution to the horizon and flatness problems. *Phys. Rev. D*, 23:347, 1981.
- [2] A. R. Liddle and D. H. Lyth. *Cosmological inflation and large-scale structure*. Cambridge University Press, 2000.
- [3] T. Matsumura *et al.* Mission design of LiteBIRD. *Journal of Low Temperature Physics*, 176:733, 2014.
- [4] COrE Collaboration: C. Armitage-Caplan *et al.* . Core (cosmic origins explorer) a white paper. *arXiv:1102.2181*, 2011.
- [5] A. Kogut, J. Chluba, D. Fixsen, S. Meyer, and D. Spergel. The primordial inflation explorer (PIXIE). In *Space Telescopes and Instrumentation 2016: Optical, Infrared, and Millimeter Wave*, volume 9904, page 99040W. International Society for Optics and Photonics, 2016.
- [6] John D. Barrow. The Premature Recollapse Problem in Closed Inflationary Universes. *Nucl. Phys. B*, 296:697, 1988.
- [7] John D. Barrow and S. Cotsakis. Inflation and the Conformal Structure of Higher Order Gravity Theories. *Phys. Lett. B*, 214:515, 1988.
- [8] A. A. Starobinsky. A new type of isotropic cosmological models without singularity. *Phys. Lett. B*, 91:99, 1980.
- [9] A. Linde. Inflationary Cosmology after Planck 2013. *arXiv:1402.0526*, 2014.

- [10] E. Di Valentino and L. Mersini-Houghton. Testing predictions of the quantum landscape multiverse 1: the Starobinsky inflationary potential. *JCAP*, 2, 2017.
- [11] A. Paliathanasis. Analytic solution of the Starobinsky model for inflation. *Eur. Phys. J C*, 77:438, 2017.
- [12] C. Adam and D. Varela. The superpotential method in cosmological inflation. *arXiv:1901*, 2019.
- [13] L. N. Granada and D. F. Jimenez. Slow-roll inflation with exponential potential in scalar-tensor models. *Eur. Phys. J. C*, 79:772, 2019.
- [14] D. Samart and P. Channuie. Unification of inflation and dark matter in the Higgs-Starobinsky model. *Eur. Phys. J. C*, 79:347, 2019.
- [15] D. Chowdhury, J. Martin, C. Ringeval, and V. Vennin. Inflation after Planck: Judgment Day. *arXiv:1902.03951*, 2019.
- [16] F. Renzi, M. Shokri, and A. Melchiorri. What is the amplitude of the gravitational waves background expected in the Starobinsky model? *Phys. Dark Univ.*, 27:100450, 2020.
- [17] T. Tapia, M. Z. Mughal, and C. Rojas. Semiclassical analysis of the Starobinsky inflationary model. *Phys. Dark Univ.*, 30:100650, 2020.
- [18] Y. Akrami *et al.* Planck 2018 results. X. Constraints on inflation. *arXiv:1807.06211*, 2018.
- [19] S. Habib and A. Heinen and K. Heitmann and G. Jungman and C. Molina-París. The Inflationary Perturbation Spectrum. *Phys. Rev. Lett.*, 89:281301, 2002.
- [20] R. Casadio, F. Finelli, M. Luzzi, and G. Venturi. Improved WKB analysis of cosmological perturbations. *Phys. Rev. D*, 71:043517, 2005.
- [21] R. Casadio, F. Finelli, A. Kamenshchik, M. Luzzi, and G. Venturi. The method of comparison equations for cosmological perturbations. *JCAP*, 04:011, 2006.
- [22] Clara Rojas and Víctor M. Villalba. Computation of inflationary cosmological perturbations in the power-law inflationary model using the phase-integral method. *Phys. Rev. D*, 75:063518, 2007.
- [23] Víctor M. Villalba and Clara Rojas. Applications of the phase integral method in some inflationary scenarios. *J. Phys. Conf. Ser.*, 66:012034, 2007.
- [24] Clara Rojas and Víctor M. Villalba. Computation of inflationary cosmological perturbations in chaotic inflationary scenarios using the phase-integral method. *Phys. Rev. D*, 79:103502, 2009.
- [25] Clara Rojas and Víctor M. Villalba. Computation of the power spectrum in chaotic $\frac{1}{4}\lambda\phi^4$ inflation. *JCAP*, 003:1, 2012.
- [26] J. Martin, C. Ringeval, and V. Vennin. Encyclopaedia Inflationaris. *Phys. Dark Univ.*, 5-6:75–235, 2014.
- [27] J. Martin. Cosmic Inflation: Trick or Treat? *arXiv:1902.05286*, 2019.
- [28] S. S. Mishra, V. Sahni, and A. V. Toporensky. Initial conditions for inflation in an FRW universe. *Phys. Rev. D*, 98:083538, 2018.
- [29] S. Habib and A. Heinen and K. Heitmann and G. Jungman. Inflationary Perturbations and Precision Cosmology. *Phys. Rev. D*, 71:043518, 2005.
- [30] E. D Stewart and J. Gong. The density perturbation power spectrum to second-order corrections in the slow-roll expansion. *Phys. Lett. B*, 510:1, 2001.
- [31] M. Berry and K. E. Mount. Semiclassical Approximations in Wave Mechanics. *Rep. Prog. Phys.*, 35:315, 1972.
- [32] N. Fröman and P. O. Föman. *Phase-Integral Method. Allowing Nearlying Transition Point*, volume 40. Springer Tracts in Natural Philosophy, 1996.
- [33] A. Kehagias, A. M. Dizgah, and A. Riotto. Remarks on the Starobinsky model of inflation and its descendants. *Phys. Rev. D*, 89:043527, 2014.