

Fermi-ball dark matter from a first-order phase transition

Jeong-Pyong Hong,^{1,2,*} Sunghoon Jung,^{2,†} and Ke-Pan Xie^{2,‡}

¹Center for Theoretical Physics of the Universe,
Institute for Basic Science (IBS), Daejeon 34126, Korea

²Center for Theoretical Physics, Department of Physics and Astronomy, Seoul National University, Seoul 08826, Korea

We propose a novel dark matter (DM) scenario based on a first-order phase transition in the early universe. If dark fermions acquire a huge mass gap between true and false vacua, they can barely penetrate into the new phase. Instead, they get trapped in the old phase and accumulate to form macroscopic objects, dubbed Fermi-balls. We show that Fermi-balls can explain the DM abundance in a wide range of models and parameter space, depending most crucially on the dark-fermion asymmetry and the phase transition energy scale (possible up to the Planck scale). They are stable by the balance between fermion’s quantum pressure against free energy release, hence turn out to be macroscopic in mass and size. However, this scenario generally produces no detectable signals (which may explain the null results of DM searches), except for detectable gravitational waves (GWs) for electroweak scale phase transitions; although the detection of such stochastic GWs does not necessarily imply a Fermi-ball DM scenario.

I. INTRODUCTION

The particle origin of dark matter (DM) is a long-standing mystery. Cosmological observations show that DM contributes $\sim 27\%$ of the total energy of the universe [1], but none of the Standard Model (SM) particles can serve as DM candidates [2]. New weakly interacting massive particles (WIMPs) [3] with the freeze-out mechanism has been the most popular explanation for DM for several decades. However, the continuously reported null results from the direct [4], indirect [5] and collider [6] searches motivate new DM paradigms beyond WIMPs.

Recently, there has been a growing number of studies on the DM generated in association with a first-order cosmic phase transition (FOPT). During a FOPT, the discontinuity of the scalar vacuum expectation value (VEV) could be crucial in DM physics, by altering the decay of DM [7–9], by generating asymmetric DM [10–18], by producing DM non-thermally [19], by filtering DM to the true vacuum [20–22], by condensing particles into the false vacuum to form (scalar) Q -ball DMs [23, 24] or quark (or quark-like fermion) nuggets [25–32], and by producing the primordial black holes [33, 34]¹.

In this article, we propose a new mechanism in which during a FOPT dark *fermions* are trapped inside the false vacuum to subsequently form compact macroscopic DM candidates, which we call “Fermi-balls”. This scenario requires the following three conditions to be satisfied:

1. First, the fermion field needs to have a huge mass gap between the false and true vacua compared to

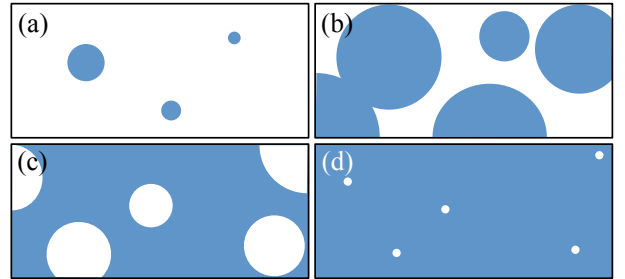


FIG. 1. Sketch of the mechanism. (a), (b) True vacuum bubbles (blue) emerge in the false vacuum background (white) and grow up, collide and fulfill more and more space. (c) The true vacuum has dominated the universe, however there is still an $\mathcal{O}(1)$ fraction of volume occupied by the false vacuum; fermions and anti-fermions are trapped in those remnants. (d) Vacuum pressure shrinks the false vacuum remnants into tiny objects, and all anti-fermions are annihilated away. Finally, stable Fermi-balls with net Q -charge are formed.

the phase transition temperature, so that it cannot penetrate into the true vacuum due to energy conservation, hence are trapped in the false one.

2. Second, there should be an asymmetry of the number density between dark fermions and anti-fermions, so that excess fermions survive from pair annihilations, congregate and construct Fermi-balls.
3. Third, the fermion field should carry a conserved global $U(1)_Q$ charge so that the Fermi-ball accumulates a net Q -charge ensuring its stability.

Each condition is met in a wide varieties of new physics models. The mechanism is illustrated in Fig. 1².

* jeongpyonghong@ibs.re.kr

† sunghoonj@snu.ac.kr

‡ Corresponding author: kpxie@snu.ac.kr

¹ FOPTs can also happen in freeze-out [35–44] or freeze-in [45–48] processes, potentially changing the thermal history of DM.

² We use “bubbles” to represent objects that contain the true

The Fermi-ball has several novelties compared to other similar mechanisms. First, it is made of fermions, while a Q -ball [49] – which also localizes conserved charges in small objects – is made of scalars. This leads to different profiles as will be shown. Although fermions can also be trapped by domain walls [50–52] so that the surface tension dominates the free energy release suppressed by fine-tuned degenerate minima, the Fermi-ball formation is dominated by large free energy release which is more natural in strong FOPTs.

In Section II, we present a basic model framework realizing all three conditions. Based on it, intermediate physics of the Fermi-ball formation is discussed, starting from the trapping in Section III, then supercooling in IV A, stable Fermi-ball formation in IV B, and finally Fermi-ball DM properties in IV C. We demonstrate the Fermi-ball scenario using a toy model with example full numerical results in Section V, and investigate possible detectable signals of the gravitational waves (GWs) in Section VI. We summarize in Section VII. $\hbar = c = 1$ is adopted throughout this paper.

II. BASIC SETUP

Consider a real scalar field ϕ . Its thermal potential $U(\phi, T)$ triggers a FOPT from $\langle\phi\rangle = 0$ to $\langle\phi\rangle = w(T)$ at a temperature T below the critical temperature T_c . During the FOPT, vacuum bubbles containing the new phase emerge and expand in the universe, and $\langle\phi\rangle$ varies smoothly from $w(T)$ to 0 on the bubble wall. A more detailed description of (supercooling) FOPTs relevant to this work will be provided in Section IV A.

Let χ be a dark Dirac fermion with the Lagrangian

$$\mathcal{L} \supset \bar{\chi} i \not{\partial} \chi - g_\chi \phi \bar{\chi} \chi, \quad (1)$$

which enjoys a global $U(1)_Q$ symmetry with the Q -charge +1 for χ . Eq. (1) implies that χ is massless in the false vacuum, while acquiring a mass $M_\chi(T) = g_\chi w(T)$ in the true vacuum. The first condition in the Introduction is expressed as

$$M_\chi^* = g_\chi w_* \gg T_*, \quad (2)$$

which makes most χ 's fail to penetrate into the true vacuum because their average kinematic energy is $\mathcal{O}(T_*)$. The subscript $*$ implies that the parameters and the condition are defined at T_* at which Fermi-balls start to form; T_* is below T_c and will be defined later. Eq. (2) can be realized by either large w_*/T_* (supercooling) [53–57] or strong $g_\chi \gg 1$ [58, 59]; but as will be shown, the supercooling with $g_\chi \sim \mathcal{O}(1)$ is good enough for Fermi-ball DM scenarios. Examples of dark fermions acquiring a large mass in the true vacuum can be found in Refs. [60–62].

The $U(1)_Q$ symmetry of Eq. (1) ensures the stability of Fermi-balls with a net Q -charge (the third condition); in other words, χ does not decay. However, if this were the exact symmetry at all energy scales, there could not have been an asymmetry between χ and $\bar{\chi}$ so that no χ can survive from the pair annihilation $\chi\bar{\chi} \rightarrow \phi\phi$ when the false vacuum remnants shrink (the second condition). The key point of the solution is that the $U(1)_Q$ is a good symmetry at low energy/temperature while it was broken at some high energy scale. At this high energy, the asymmetry can be generated by various asymmetric DM mechanisms [63–65], independently from other sectors of the model; one concrete example similar to the leptogenesis is presented in Appendix A. In the main part of this work, it is just good enough to parametrize the χ -asymmetry as

$$\eta_\chi = c_\chi \eta_B, \quad (3)$$

where $\eta_B \sim 10^{-10}$ is the baryon asymmetry, and c_χ is a free parameter which can be easily very small, at least $\mathcal{O}(0.01)$ relevant to the toy model in this work; see Appendix A.

For Fermi-balls to be abundantly formed, χ must be in the thermal bath before the FOPT. Provided that g_χ is not feeble (always satisfied by the stability condition, as will be shown), χ can be in equilibrium with ϕ via $\chi\bar{\chi} \leftrightarrow \phi\phi$. Further, ϕ can be in equilibrium with the SM particles via scalar portal couplings, e.g. $\phi^2 h^2$ [66–68] with h being the SM Higgs. In the meantime, those couplings also make ϕ disappear from the false vacuum after the FOPT, e.g. through pair annihilations $\phi\phi \rightarrow hh$ or $\phi\phi \rightarrow f\bar{f}$ to SM fermions or through decays $\phi \rightarrow hh$ or $\phi \rightarrow f\bar{f}$, so that only χ 's survive and accumulate in the false vacuum. The ϕ -portal coupling is assumed to be strong enough for these to happen, while weak enough not to affect the FOPT and SM-like Higgs couplings [20].

With these basic setups and ingredients, we discuss Fermi-ball physics in the following sections, later with full numerical results for a toy model.

III. TRAPPING FERMIONS IN FALSE VACUUM

The trapping efficiency can be calculated by investigating the kinematics around the expanding bubble wall. The free energy difference ΔU_* between the true and false vacua pushes the bubble to expand, while the reflection of particles on the wall acts as a pressure P that tends to stop the expansion. When the balance between them $P = \Delta U_*$ is achieved, the bubble reaches its terminal velocity v_b . It can be solved numerically for a given model [21, 69–72], but in this paper it will be treated as a free parameter of $\mathcal{O}(0.1)$. If the bubble radius is much larger than wall thickness, the vicinity of the wall can be treated as a one-dimensional problem: the wall is parallel to the Oxy plane and moving along the z -axis with the velocity v_b .

vacuum, while “remnants” for objects with the false vacuum.

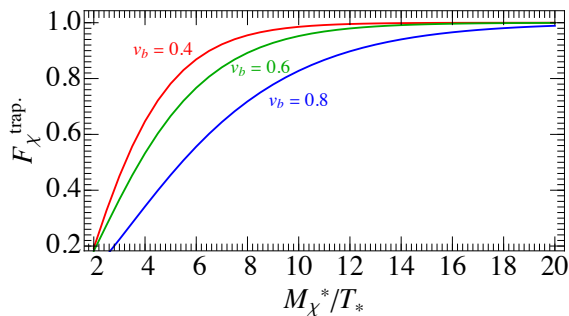


FIG. 2. The fraction of χ trapped inside the false vacuum.

Outside the bubble is the false vacuum (f.v.), in which χ is massless and in thermal equilibrium, i.e.

$$f_{\chi}^{\text{f.v.}}(\mathbf{p}) = \frac{1}{e^{(|\mathbf{p}| - \mu_{\chi})/T_*} + 1}, \quad (4)$$

where μ_{χ} is the chemical potential. The number density of χ is given by

$$n_{\chi}^{\text{f.v.}} = 2 \int \frac{d^3\mathbf{p}}{(2\pi)^3} f_{\chi}^{\text{f.v.}}(\mathbf{p}) \approx \frac{3\zeta(3)}{2\pi^2} T_*^3 + \frac{\mu_{\chi}}{6} T_*^2. \quad (5)$$

In the wall rest frame, the χ distribution is

$$\tilde{f}_{\chi}^{\text{f.v.}}(\mathbf{p}) = \frac{1}{e^{(\gamma_b |\mathbf{p}| + \gamma_b v_b p_z - \mu_{\chi})/T_*} + 1}, \quad (6)$$

where $\gamma_b = (1 - v_b^2)^{-1/2}$ is the Lorentz factor. Only χ with $-p_z > M_{\chi}^*$ can pass across the wall, due to the energy conservation. The particle current per unit area and unit time is then [21]

$$\tilde{J}_{\chi} = 2 \int \frac{d^3\mathbf{p}}{(2\pi)^3} \frac{-p_z}{|\mathbf{p}|} \tilde{f}_{\chi}^{\text{f.v.}}(\mathbf{p}) \Theta(-p_z - M_{\chi}^*), \quad (7)$$

where Θ is the Heaviside step function. The particle current can be transformed into the plasma frame by multiplying a time dilation factor $J_{\chi} = \tilde{J}_{\chi}/\gamma_b$. The number density of χ penetrating into the true vacuum is $n_{\chi}^{\text{pene.}} = J_{\chi}/v_b$. This derivation is valid only when $n_{\chi}^{\text{pene.}} \ll n_{\chi}^{\text{f.v.}}$ such that the χ in the false vacuum can be approximated to be in equilibrium.

The fraction of χ trapped in the false vacuum is

$$F_{\chi}^{\text{trap.}} = 1 - \frac{n_{\chi}^{\text{pene.}}}{n_{\chi}^{\text{f.v.}}}. \quad (8)$$

The trapping fraction of $\bar{\chi}$ can be obtained by replacing $\mu_{\chi} \rightarrow -\mu_{\chi}$. But the difference is negligible during trapping. If the χ -asymmetry (from Eq. (5))

$$\eta_{\chi} \equiv (n_{\chi}^{\text{f.v.}} - n_{\bar{\chi}}^{\text{f.v.}})/s_* = \frac{15\mu_{\chi}}{2\pi^2 g_* T_*}, \quad (9)$$

with $s_* = 2\pi^2 g_* T_*^3/45$ and g_* being the entropy density and number of relativistic degrees of freedom at T_*

respectively, is not far away from $\eta_B = 0.9 \times 10^{-10}$ [73], $g_* \sim 100$ yields small $\mu_{\chi}/T_* \sim 10^{-8}$, thus can be ignored. Therefore, $F_{\chi}^{\text{trap.}} \approx F_{\bar{\chi}}^{\text{trap.}}$.

Fig. 2 shows the trapping fraction as a function of M_{χ}^*/T_* for different v_b . For a reasonably large $M_{\chi}^*/T_* \gtrsim \mathcal{O}(1)$ and relativistic $v_b \sim \mathcal{O}(0.1)$, the trapping is very efficient with the fraction close to 100%. For a given M_{χ}^*/T_* , the fraction decreases with v_b because χ in the wall frame becomes more energetic, having higher probability to penetrate the mass barrier.

IV. THE FERMI-BALL DM

A. Formation of Fermi-ball

Starting from the general description of the steps of a FOPT, we define characteristic temperatures including the Fermi-ball formation temperature T_* . Generally speaking, a FOPT is the vacuum decay between two local minima, $\langle\phi\rangle = 0$ and $\langle\phi\rangle = w(T)$. At the critical temperature T_c , the two minima are degenerate, separated by a barrier. As temperature falls below T_c , the $\langle\phi\rangle = w(T)$ phase becomes the new global minimum (true vacuum) and the universe starts decaying to it. The decay rate per unit volume reads [74]

$$\Gamma(T) \approx T^4 e^{-S_3(T)/T}, \quad (10)$$

with $S_3(T)$ being the action of the $O(3)$ symmetric bounce solution.

Once the vacuum transition probability in a Hubble volume and a Hubble time reaches $\mathcal{O}(1)$, the bubble nucleation becomes efficient

$$\Gamma(T_n) H^{-4}(T_n) \approx 1, \quad (11)$$

defining the nucleation temperature T_n . $H(T)$ is the Hubble constant

$$H^2(T) = \frac{8\pi}{3M_{\text{Pl}}^2} \left(\frac{\pi^2}{30} g(T) T^4 + \Delta U(T) \right), \quad (12)$$

with $M_{\text{Pl}} = 1.22 \times 10^{19}$ GeV being the Planck scale, $g(T)$ being the number of relativistic degrees of freedom, and $\Delta U(T)$ being the (positive definite) potential energy difference between true and false vacua

$$\Delta U(T) = U(0, T) - U(w(T), T). \quad (13)$$

The $\Delta U(T)$ in Eq. (12) is usually ignored because normally such energy release from a phase transition is much smaller than the universe's radiation energy. However, the supercooling FOPT favored in our scenario is the delayed onset of the nucleation compared to the critical point, i.e. $T_n \ll T_c$, which consequently produces large $\Delta U(T_n)$. The released energy can be as large as the universe's energy but should not reheat the universe too much; otherwise, Fermi-balls can be melted and destroyed.

The size of the bubbles are negligible right after nucleation, but they expand quickly with the wall velocity v_b . As a result, the volume occupied by the old phase decreases with temperature. This can be quantitatively described by the fraction of the volume that remains in the old phase [75]

$$p(T) = e^{-I(T)}, \quad (14)$$

where the exponent $I(T)$ is defined as

$$I(T) = \frac{4\pi}{3} \int_T^{T_c} dT' \frac{\Gamma(T')}{T'^4 H(T')} \left[\int_T^{T'} d\tilde{T} \frac{v_b}{H(\tilde{T})} \right]^3. \quad (15)$$

It is expected that $p(T) \rightarrow 0$ as the FOPT proceeds and completes.

The temperature that the bubbles are sufficient to form an infinite connected cluster is called the percolation temperature T_p , which satisfies $p(T_p) = 0.71$ [76], corresponding to $I(T_p) = 0.34$. This is also commonly adopted as the temperature at which FOPT GWs are produced [77–81].

After percolation, the fraction of old phase remnants keeps decreasing. Based on the numerical result in Ref. [76], we define the lowest temperature at which “old phase remnants can still form an infinite connected cluster” as T_* , which satisfies $p(T_*) = 1 - p(T_p) = 0.29$, corresponding to $I(T_*) = 1.24$.

T_* is also the temperature at which Fermi-balls start to form. Just below T_* , the old phase still occupies a sizable fraction ~ 0.29 of the whole universe, but it is separated in many “false vacuum remnants”. Those remnants might split into smaller pieces before they eventually shrink to tiny size to be Fermi-balls. The critical size R_* of a remnant at the end of the splitting (and hence at the beginning of the shrinking) is the one that shrinks to negligible size before another bubble containing the true vacuum is created inside it [23]. This means

$$\Gamma(T_*) V_* \Delta t \sim 1, \quad V_* = \frac{4\pi}{3} R_*^3, \quad (16)$$

where $\Delta t = R_*/v_b$ is the time cost for shrinking. The number density of the remnants n_{FB}^* satisfy $n_{\text{FB}}^* V_* = p(T_*)$ so that it can be written as

$$n_{\text{FB}}^* = \left(\frac{3}{4\pi}\right)^{1/4} \left(\frac{\Gamma(T_*)}{v_b}\right)^{3/4} p(T_*). \quad (17)$$

The Q -charge trapped in a remnant is

$$Q_{\text{FB}}^* = F_\chi^{\text{trap.}} \frac{c_\chi \eta_B s_*}{n_{\text{FB}}^*}. \quad (18)$$

Since n_{FB}/s and Q_{FB} do not change during the adiabatic evolution of the universe, at present universe they are

$$n_{\text{FB}} = \frac{n_{\text{FB}}^*}{s_*} s_0, \quad Q_{\text{FB}} = Q_{\text{FB}}^*, \quad (19)$$

where $s_0 = 2891.2 \text{ cm}^{-3}$ is the cosmic entropy density today [73].

B. Stability and profile of Fermi-ball

At present universe ($T \approx 0$)³, the energy of a Fermi-ball with global charge Q_{FB} and radius R is [50]

$$E = \frac{3\pi}{4} \left(\frac{3}{2\pi}\right)^{2/3} \frac{Q_{\text{FB}}^{4/3}}{R} + 4\pi\sigma_0 R^2 + \frac{4\pi}{3} U_0 R^3, \quad (20)$$

where the first term is the Fermi-gas pressure of the χ constituents, σ_0 the surface tension, and $U_0 \equiv \Delta U(T)|_{T=0}$. In our scenario, the surface term is negligible compared to the volume one because a Fermi-ball turns out to be of macroscopic size. By minimizing E with respect to the radius, i.e., by solving $dE/dR|_{R_{\text{FB}}} = 0$, we obtain the mass and radius of a Fermi-ball

$$\begin{aligned} M_{\text{FB}} &= E|_{R=R_{\text{FB}}} = Q_{\text{FB}} (12\pi^2 U_0)^{1/4}, \\ R_{\text{FB}} &= Q_{\text{FB}}^{1/3} \left[\frac{3}{16} \left(\frac{3}{2\pi}\right)^{2/3} \frac{1}{U_0} \right]^{1/4}. \end{aligned} \quad (21)$$

The Fermi-ball is stable if

$$\frac{dM_{\text{FB}}}{dQ_{\text{FB}}} < M_\chi \equiv g_\chi w_0, \quad \frac{d^2 M_{\text{FB}}}{dQ_{\text{FB}}^2} \leq 0, \quad (22)$$

where $w_0 \equiv w(T)|_{T=0}$. The first condition implies that a χ has smaller energy inside the Fermi-ball than outside; and the second one implies that the χ 's energy inside the ball becomes smaller for a larger total charge, energetically favoring a larger ball for a given total charge or being stable against the fission into smaller balls. The second condition is automatically satisfied.

Given a scalar potential $U(\phi, T)$, it is convenient to rewrite Fermi-ball profiles in Eqs. (19) and (21) in terms of the action at T_* . Since $\Gamma(T_*)/T_*^4 \approx e^{-S_3(T_*)/T_*}$, the mass, radius and charge of a Fermi-ball are rewritten as

$$\begin{aligned} M_{\text{FB}} &\approx 4.84 \times 10^{11} \text{ kg} \times F_\chi^{\text{trap.}} \left(\frac{c_\chi}{0.0146}\right) \left(\frac{U_0^{1/4}}{100 \text{ GeV}}\right) \\ &\times \left(\frac{v_b}{0.6}\right)^{3/4} \exp\left\{\frac{3}{4} \left(\frac{S_3(T_*)}{T_*} - 140\right)\right\}, \end{aligned} \quad (23)$$

$$\begin{aligned} R_{\text{FB}} &\approx 1.08 \times 10^{-6} \text{ m} \times \left(F_\chi^{\text{trap.}} \frac{c_\chi}{0.0146}\right)^{1/3} \left(\frac{100 \text{ GeV}}{U_0^{1/4}}\right) \\ &\times \left(\frac{v_b}{0.6}\right)^{1/4} \exp\left\{\frac{1}{4} \left(\frac{S_3(T_*)}{T_*} - 140\right)\right\}, \end{aligned} \quad (24)$$

³ After pair annihilation, the remaining χ fermions are still very hot but out of equilibrium. They can cool down by emitting light SM particles such as electrons/neutrons/photons (through the ϕ -portal couplings) via the Fermi-ball surface. Following Ref. [25], we confirm that the cooling time scale is $\lesssim 10^{-3} \times$ the Hubble time, thus such cooling is efficient and Fermi-ball can reach $T \sim 0$ today.

$$Q_{\text{FB}} \approx 8.26 \times 10^{35} \times F_{\chi}^{\text{trap.}} \left(\frac{c_{\chi}}{0.0146} \right) \left(\frac{v_b}{0.6} \right)^{3/4} \times \exp \left\{ \frac{3}{4} \left(\frac{S_3(T_*)}{T_*} - 140 \right) \right\}. \quad (25)$$

The number density of Fermi-balls is

$$n_{\text{FB}} \approx 4.60 \times 10^{-39} \text{ m}^{-3} \times \left(\frac{0.6}{v_b} \right)^{3/4} \times \exp \left\{ -\frac{3}{4} \left(\frac{S_3(T_*)}{T_*} - 140 \right) \right\}. \quad (26)$$

The normalization factor “0.0146” for c_{χ} will be explained very soon in the next subsection. The number “140” used in the exponent is motivated by that $S_3(T_*)/T_* = 140$ is the typical nucleation threshold for an electroweak scale FOPT in a radiation-dominated universe [82, 83]. However, as emphasized, the released energy can be important in our scenario, so that the threshold $S_3(T_*)/T_*$ can be sizably different from 140. As $(S_3(T_*)/T_* - 140)$ is in the exponent, its deviation from 0 gives a huge impact on Fermi-ball profiles. The pre-factors in Eqs. (23)–(26) can be poor estimates for Fermi-balls; rather, for a given model, one should derive $S_3(T_*)/T_*$ to get the real values of the profile.

Finally, as an aside, it is useful to compare the Fermi-ball with the well-known Q -ball. Q -balls also localize conserved charges in small objects but are made of scalar particles. As a result, they have $M_{\text{QB}} \propto Q_{\text{QB}}^{3/4}$ and $R_{\text{QB}} \propto Q_{\text{QB}}^{1/4}$ [23], different from Eq. (21). This means that a Fermi-ball is typically heavier and larger than a Q -ball for a given amount of localized Q -charge. It can be understood as fermions tend to occupy larger space and more excited energy states due to the Pauli exclusion principle; indeed, the difference technically comes from the different quantum pressure term of the ground-state condensation of scalar particles $\propto Q_{\text{QB}}/R$ compared to the fermion’s $Q_{\text{FB}}^{4/3}/R$ in Eq. (20). In other words, the mass density of a single Fermi-ball

$$M_{\text{FB}} \left(\frac{4\pi}{3} R_{\text{FB}}^3 \right)^{-1} = 9.15 \times 10^{28} \text{ kg/m}^3 \times \left(\frac{U_0^{1/4}}{100 \text{ GeV}} \right)^4, \quad (27)$$

is typically smaller than that of a Q -ball with $\sim 10^{36} \text{ kg/m}^3$ [23]. Although both are much denser than a neutron star with a density $\sim 10^{17} \text{ kg/m}^3$, Fermi-balls and Q -balls are not black holes as they are much larger than their Schwarzschild radii; for example, the Schwarzschild radius of a Fermi-ball with $M_{\text{FB}} = 10^{11} \text{ kg} \simeq 10^{-19} M_{\odot}$ in Eq. (23) is only $\sim 10^{-16} \text{ m} \ll R_{\text{FB}} = 10^{-6} \text{ m}$.

C. Fermi-ball DM abundance

The relic density of Fermi-balls is

$$\Omega_{\text{FB}} h^2 = \frac{n_{\text{FB}} M_{\text{FB}}}{\rho_c} h^2, \quad (28)$$

where $\rho_c = 3H_0^2 M_{\text{Pl}}^2 / (8\pi)$ and H_0 are respectively the critical energy density and Hubble constant today, and $h = H_0 / (100 \text{ km} \cdot \text{s}^{-1} \cdot \text{Mpc}^{-1})$. Using Eq. (19) and Eq. (21), we obtain

$$\Omega_{\text{FB}} h^2 = 0.12 \times F_{\chi}^{\text{trap.}} \left(\frac{c_{\chi}}{0.0146} \right) \left(\frac{U_0^{1/4}}{100 \text{ GeV}} \right), \quad (29)$$

where we have used the observed DM relic density $\Omega_{\text{DM}} h^2 = 0.12$ [1, 73] to normalize the expression. Notably, the exponential factors cancel out due to the Q_{FB} dependence of M_{FB} in Eq. (21), a particular result of the fermion nature of constituents; scalar Q -balls do not show this. After all, to explain the full DM abundance, we must have $F_{\chi}^{\text{trap.}} \sim 1$ and $c_{\chi} U_0^{1/4} \sim 1.46 \text{ GeV}$. Obviously, this is possible in a large range of parameter space, in principle up to the Planck scale.

In addition to Eq. (29) from Fermi-balls, however, there are other contributions to the dark matter relic density from free χ fermions outside Fermi-balls, i.e. in the true vacuum. The free χ contributions consist of two parts: one is the fermions that escape from the false vacuum with $F_{\chi}^{\text{trap.}} < 1$ and hence asymmetric in χ and $\bar{\chi}$, and the other is the thermally produced fermions via process $\phi\phi \rightarrow \chi\bar{\chi}$ and hence symmetric. We have checked that the interaction $-g_{\chi}\bar{\chi}\chi\phi$ is always in thermal equilibrium for $g_{\chi} \gtrsim 1$ and $M_{\chi}^*/T_* \lesssim 25$. If this thermal contribution is dominant, the free χ ’s will experience the normal freeze-out process, yielding a relic abundance [2]

$$\begin{aligned} (\Omega_{\chi}^{\text{free}} + \Omega_{\bar{\chi}}^{\text{free}}) h^2 &\approx \frac{2.55 \times 10^{-10} \text{ GeV}^{-2}}{\langle \sigma v \rangle} \\ &\approx 0.11 \times \frac{1}{g_{\chi}^4} \left(\frac{M_{\chi}}{1 \text{ TeV}} \right)^2. \end{aligned} \quad (30)$$

If, however, the escaping part is dominant, the relic abundance is given by the excess of χ over $\bar{\chi}$,

$$\begin{aligned} \Omega_{\chi}^{\text{free}} h^2 &= (1 - F_{\chi}^{\text{trap.}}) c_{\chi} \eta_B s_0 M_{\chi} \\ &= 0.036 \times \left(\frac{1 - F_{\chi}^{\text{trap.}}}{0.1} \right) \left(\frac{c_{\chi}}{0.0146} \right) \left(\frac{M_{\chi}}{1 \text{ TeV}} \right), \end{aligned} \quad (31)$$

and $\Omega_{\bar{\chi}}^{\text{free}} h^2 = 0$.

V. A TOY MODEL: ϕ^3 -INDUCED FOPT

In this section, we work out and demonstrate a Fermi-ball DM scenario using a toy model. In addition to the basic setup in Section II, the model has a ϕ potential

$$U(\phi, T) = \frac{1}{2}(\mu^2 + cT^2)\phi^2 + \frac{\mu_3}{3}\phi^3 + \frac{\lambda}{4}\phi^4, \quad (32)$$

where $c > 0$ denotes the thermal mass correction from light degrees of freedom, e.g. ϕ itself (heavier field contributions such as χ are Boltzmann suppressed), while thermal corrections to other terms are assumed to be smaller than the tree-level ones. If $\mu^2 > 0$, $\mu_3 < 0$ and $\lambda > 0$, the potential has two local minima at $T = 0$

$$\langle \phi \rangle = 0, \quad \langle \phi \rangle = w_0 = \frac{1}{2\lambda} \left(-\mu_3 + \sqrt{\mu_3^2 - 4\lambda\mu^2} \right), \quad (33)$$

separated by a tree-level induced barrier from the renormalizable operator ϕ^3 [84]. Using w_0 and $M_\phi^2 \equiv d^2U(\phi, T)/d\phi^2|_{T=0, \phi=w_0}$, we rewrite μ^2 and λ as

$$\mu^2 = -\frac{1}{2} (M_\phi^2 + \mu_3 w_0), \quad \lambda = \frac{1}{2w_0} \left(\frac{M_\phi^2}{w_0} - \mu_3 \right). \quad (34)$$

Note that the positive μ^2 grows with the negative μ_3 , which is considered in the range

$$-\frac{3M_\phi^2}{w_0} < \mu_3 < -\frac{M_\phi^2}{w_0}, \quad (35)$$

where the upper limit is for a positive μ^2 so that the barrier still exists at $T = 0$ (actually, this is not necessary, but is useful for a large w_*/T_*), while the lower limit ensures a global minimum at $\phi = w_0$.

The critical temperature and VEV are

$$T_c = \frac{1}{3\sqrt{2c}} \sqrt{\frac{9M_\phi^4 - \mu_3^2 w_0^2}{M_\phi^2 - \mu_3 w_0}},$$

$$w_c \equiv w(T_c) = T_c \frac{-4\mu_3 w_0^2}{3M_\phi^2 - 3\mu_3 w_0}. \quad (36)$$

Although T_c exists for any μ_3 in the range Eq. (35), it turns out that nucleation may fail if $|\mu_3|$ is too large. The action of the bounce solution of the potential in Eq. (32) can be derived analytically [85]

$$\frac{S_3(T)}{T} = \frac{123.48(\mu^2 + cT^2)^{3/2}}{2^{3/2}T\mu_3^2} f \left(\frac{9(\mu^2 + cT^2)\lambda}{2\mu_3^2} \right), \quad (37)$$

where

$$f(u) = 1 + \frac{u}{4} \left(1 + \frac{2.4}{1-u} + \frac{0.26}{(1-u)^2} \right). \quad (38)$$

For a numerical study, a particularly interesting parameter space that can explain the full DM abundance is (from Eq. (29))

$$U_0 \sim (100 \text{ GeV})^4, \quad c_\chi \sim 0.01. \quad (39)$$

As will be discussed in the next section, the 100 GeV scale can typically yield stochastic GWs at milli-Hz frequency, relevant to the future space-based missions. Lower scales may be constrained by Higgs physics and various LHC searches, while higher scales may require too small c_χ for

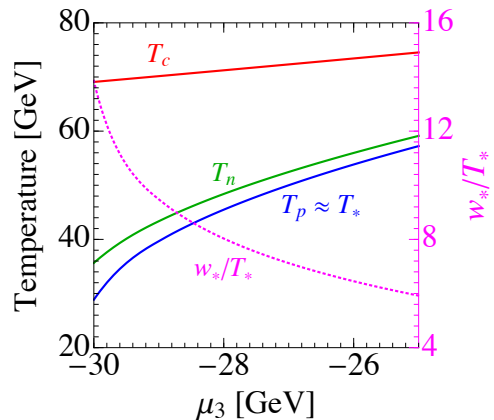


FIG. 3. The characteristic temperatures T_c, T_n, T_p , and T_* of the FOPT in the benchmark model with parameters in Eq. (40). The supercooling is apparent from the delayed onset of the nucleation, i.e. $T_n \ll T_c$. But for $\mu_3 \lesssim -30$ GeV, nucleation fails although T_c exists. Also shown in the magenta dashed curve is w_*/T_* . $v_b = 0.6$ is adopted in the calculation.

the DM abundance. Further, we focus on the following benchmark parameters

$$w_0 = 400 \text{ GeV}, \quad M_\phi = 100 \text{ GeV}, \quad c = 0.4, \quad (40)$$

which yield $U_0 \simeq (100 \text{ GeV})^4$. We scan μ_3 over the range in Eq. (35), which is numerically $[-75, -25]$ GeV for this benchmark. But by plugging Eq. (37) into Eq. (11), we find that nucleation T_n cannot be solved for $\mu_3 \lesssim -30$ GeV, partly because the potential barrier becomes too high. Then using Eq. (14) and (15), we obtain the fraction of the false vacuum volume $p(T)$, and derive T_p and T_* by requiring $p(T) = 0.71$ and 0.29 ⁴.

Fig. 3 shows the resulting characteristic temperatures T_c, T_n, T_p and T_* in the benchmark as functions of μ_3 . The supercooling is apparent from the large difference between T_c and T_n , i.e., the delayed onset of nucleation. Its strength increases with $|\mu_3|$ again because it yields higher barrier and deeper true minimum.

In the same Fig. 3, also plotted in the magenta curve is w_*/T_* . It ranges from 6 to 14 for the given range of μ_3 so that $g_\chi \sim \mathcal{O}(1)$ is sufficient for $M_\chi^* = g_\chi w_* \gg T_*$ (hence, large $F_\chi^{\text{trap.}}$); w_*/T_* also measuring the strength of the FOPT grows with $|\mu_3|$, which is consistent with more delayed onset of nucleation. The first stability condition in Eq. (22), $g_\chi w_0 > (12\pi^2 U_0)^{1/4}$, is also satisfied for $g_\chi \gtrsim 0.82$. Thus, the supercooling with reasonable $g_\chi \sim 1$ can produce stable Fermi-balls. Their properties in Eqs. (23)–(26) vary in the range (for $\mu_3 = -30 \sim -25$

⁴ The physical volume of the false vacuum, $a^3(T)p(T)$ with $a(T)$ being the scale factor in the Robertson-Walker metric, eventually decreases to zero with temperature, completing the FOPT [86].

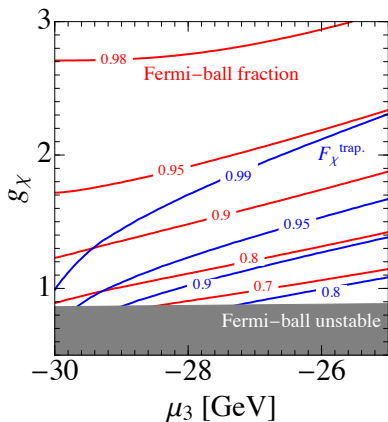


FIG. 4. The fraction of Fermi-ball’s contribution to the total DM abundance (red solid). The total abundance $\Omega_{\text{tot}}h^2$ from Fermi-balls and free χ ’s is fixed to 0.12 by choosing a proper c_χ . Also overlaid are $F_\chi^{\text{trap.}}$ contours (blue solid) for reference. For $g_\chi \lesssim 0.82$, Fermi-balls are unstable. $v_b = 0.6$ is adopted in the calculation.

GeV)

$$\begin{aligned}
 n_{\text{FB}} &= 1.1 \times 10^{-37} \text{ m}^{-3} \sim 9.3 \times 10^{-34} \text{ m}^{-3}, \\
 Q_{\text{FB}} &= 3.9 \times 10^{34} \sim 4.0 \times 10^{30}, \\
 M_{\text{FB}} &= 2.4 \times 10^{10} \text{ kg} \sim 2.6 \times 10^6 \text{ kg}, \\
 R_{\text{FB}} &= 3.7 \times 10^{-7} \text{ m} \sim 1.8 \times 10^{-8} \text{ m},
 \end{aligned} \tag{41}$$

which are only a few orders of magnitudes different from the pre-factors in Eqs. (23)–(26). They are macroscopic compared to individual constituents. Their astrophysical signals will be discussed in the next section.

The benchmark Fermi-balls can explain the full abundance $\Omega_{\text{FB}}h^2 = 0.12$ for some c_χ near 0.01. Accounting for subdominant contributions from free χ ’s and choosing a proper c_χ to set the total abundance $\Omega_{\text{tot}}h^2 = \Omega_{\text{FB}}h^2 + \Omega_\chi^{\text{free}}h^2 + \Omega_{\bar{\chi}}^{\text{free}}h^2 = 0.12$, we show the fraction of Fermi-ball’s contribution $\Omega_{\text{FB}}/\Omega_{\text{tot}}$ in Fig. 4 as a function of μ_3 and g_χ . For $g_\chi \gtrsim 0.82$ with stable Fermi-balls, the Fermi-ball fraction is generally high above 80 ~ 90%. It increases with $F_\chi^{\text{trap.}}$ (equivalently with $|\mu_3|$) because the escaping contribution in Eq. (31) becomes smaller; and increases also with g_χ as the thermal contribution in Eq. (30) is suppressed by efficient annihilations.

VI. SIGNALS OF FERMI-BALL DM

A. Absence of DM signals

The number density of Fermi-balls is extremely small. With $n_{\text{FB}} = 10^{-39} \text{ m}^{-3}$ from Eq. (26), the number of Fermi-balls passing through a detector with size $L = 10 \text{ m}$ is only $n_{\text{FB}}v_{\text{DM}}L^2 \sim 10^{-24}/\text{year}$, where $v_{\text{DM}} \sim 10^{-3}$ is the virial velocity of a galaxy. Even considering a reasonable exponential factor in Eq. (26), it is unlikely to

observe Fermi-balls in any direct detection experiments. From another point of view, this can explain the null results from direct detection experiments so far⁵. On the other hand, the free χ may have direct detection signals if ϕ has a portal mixing with the SM Higgs boson. The spin-independent χ -nucleon cross section is

$$\sigma_{\chi p}^{\text{SI}} \approx 6 \times 10^{-45} \text{ cm}^2 \times \left(\frac{1 - F_\chi^{\text{trap.}}}{0.01} \right) g_\chi^2 \sin^2 \alpha, \tag{42}$$

where α is the mixing angle between ϕ and h . We have used the formulae in [37] and the nucleon form factors from [88]. The collider experiments have constrained $\sin^2 \alpha \lesssim 10^{-1}$ [89]. If g_χ is sizable, $\sigma_{\chi p}^{\text{SI}}$ might reach the direct detection limit, which is $\sim 10^{-45} \text{ cm}^2$ for $M_\chi \gtrsim 1 \text{ TeV}$ [4]. However, increasing g_χ will decrease $(1 - F_\chi^{\text{trap.}})$ and hence suppress $\sigma_{\chi p}^{\text{SI}}$, as shown in Fig. 4.

Furthermore, although macroscopic in size and mass compared to constituent particles, Fermi-balls cannot induce interesting astrophysical signals either. They are still much lighter ($10^{-20}M_\odot \sim 10^{-24}M_\odot$ in Eq. (41)) than even most of the largest asteroids in the solar system, while being much farther away. They are not so compact (much bigger than their Schwarzschild radii) that their gravitational effects are diluted. They are so sparsely distributed that their accidental coalescence or confront with other astrophysical structures are rare. Therefore, no astrophysical signals are generally expected.

It is unlikely that Fermi-ball itself produces detectable signals. In this section, we investigate a detectable signal from a FOPT – the stochastic phase transition GWs – in the toy model.

B. Stochastic GW

A FOPT produces stochastic GWs via bubble collisions, sound waves and turbulence in the plasma [90]. GWs are assumed to be produced at the percolation temperature T_p . In general, the GW energy density spectrum $\Omega_{\text{GW}}(f) = \rho_c^{-1} d\rho_{\text{GW}}/d\ln f$ (with $\rho_{c,\text{GW}}$ being the universe’s critical and GW energy densities) can be expressed as numerical functions of two effective parameters [83, 91, 92]: (i) the ratio of the phase transition latent heat to the universe’s radiation energy density

$$\alpha = \left(\Delta U(T_p) + T \frac{\partial U(\phi, T)}{\partial T} \Big|_{T_p} \right) \rho_R^{-1}(T_p), \tag{43}$$

⁵ Although there have been several reports of possible detections such as the most recent XENON1T excess of the electron recoil in the keV region [87], their verifications as well as DM origins are under serious disputes both experimentally and theoretically.

(ii) the inverse ratio of the time scales of the FOPT and the Hubble expansion, $\beta/H(T_p)$, where

$$\beta = H(T_p)T_p \frac{d}{dT} \left(\frac{S_3(T)}{T} \right) \Big|_{T=T_p}. \quad (44)$$

α is related to the strength of the GWs, while β to the inverse duration of the FOPT, hence the characteristic frequency of the GWs.

This general description, however, requires a modification in our case with significant supercooling. First, since the ϕ 's vacuum energy is important in the Hubble constant during a FOPT, the radiation dominance and adiabatic expansion assumed above may not be exact. In addition, since $S_3(T)/T$ may change rapidly with T , expanding this linearly in T around T_p may not be a good approximation. It was suggested that $\beta/H(T_p)$ must be replaced more generally by [77–81]

$$\frac{\beta}{H(T_p)} \rightarrow \frac{(8\pi)^{1/3}}{H(T_p)\bar{R}} v_b, \quad (45)$$

where \bar{R} is some relevant length scale of bubbles [93], which in this study we use the mean separation of bubbles R_p at T_p [81]. In all, we use formulae in [83, 91] with this replacement to calculate $\Omega_{\text{GW}}(f)$, and take the finite duration of sound waves period into account. The energy budget of FOPT is calculated using the numerical results in Ref. [94].

It turns out that GW peaks are determined by sound waves, while high-frequency tails are modified by turbulence. Since the bubble wall reaches its terminal velocity v_b rapidly, only a tiny fraction of released energy is transferred to the wall, making the bubble collision contribution negligible. Rather, most energy pumped into the fluid around bubbles makes the sound wave a dominant source of the GWs [79]. As the sound wave period usually lasts shorter than a Hubble time [79–81, 95, 96], after that non-linear fluid motions can source further GWs via turbulence.

Fig. 5 shows the GW spectra for the benchmark parameters with three chosen values of $\mu_3 = -30, -27.5$, and -25 GeV, overlaid with the sensitivity curves of future detectors. Above all, it is clear that observable GW signals at milli-Hz frequencies are possible, for the weak-scale phase transition. The mHz scale is relevant to the next-generation space-based GW detectors such as LISA [97], BBO [98], TianQin [99, 100], Taiji [101, 102] or DECIGO [103, 104]. GWs are enhanced for larger $|\mu_3|$, as the supercooling is more significant. Quantitatively, for $\mu_3 = -30 \sim -25$ GeV, the parameter $\alpha = 6.2 \sim 0.6$ (varying from ultra supercooling to strong supercooling as classified in Ref. [81]). These are not negligible in the Hubble expansion rate near the phase transition temperature as discussed, but they reheat the universe only by a factor of $(1+\alpha)^{1/4} \lesssim 1.6$, hence safe. For larger $\mu_3 > -25$ GeV, although the FOPT weakens with smaller $w_*/T_* < 6$ producing weaker GWs, the Fermi-ball DM

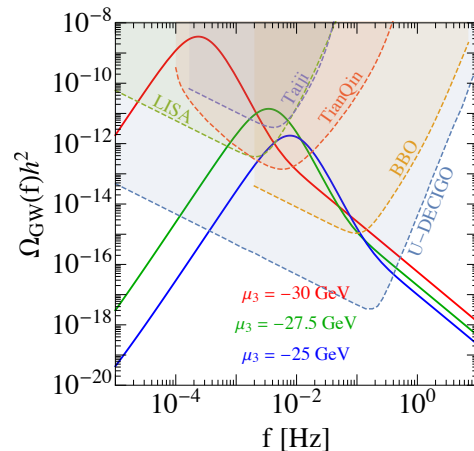


FIG. 5. FOPT GW spectra $\Omega_{\text{GW}}(f)$ in the benchmark model with Eq. (40) for three chosen values of $\mu_3 = -30, -27.5$ and -25 GeV. The sensitivity curves of future detectors are overlaid. $v_b = 0.6$. GW peaks are determined by sound waves, while high-frequency tails are modified by turbulence.

scenario can still work with a stronger (but perturbative) g_χ .

Also can be seen in the figure is that the stronger the supercooling is, the later the GW is produced, hence at the lower frequencies. The peak frequency can be estimated in the case of FOPTs with $\alpha \lesssim 1$. From Eq. (11), the nucleation/percolation happens when $S_3(T_p)/T_p \simeq 4 \ln g_p^{1/2} M_{\text{Pl}}/T_p \sim 100$ for $T_p \sim 100$ GeV with radiation-dominance. If $S_3(T)/T$ varies slowly (or, logarithmically) with T near T_p , Eq. (44) yields $\beta/H(T_p) \sim S_3(T_p)/T_p \sim 100$. With the characteristic GW frequency $f_p \sim R_p \sim \beta/v_b$, this can be translated into the peak frequency observed today [83, 91],

$$\begin{aligned} f_0 &= f_p \frac{a_p}{a_0} \sim \frac{\beta}{v_b} \left(\frac{g_0}{g_p} \right)^{1/3} \frac{T_0}{T_p} \\ &\simeq \frac{1}{v_b} \left(\frac{g_p}{100} \right)^{1/6} \frac{T_p}{100 \text{ GeV}} \frac{\beta/H(T_p)}{100} \text{ mHz}. \end{aligned} \quad (46)$$

Fig. 5 shows that such estimation is still approximately good for relatively strong supercooling cases with $\mu_3 = -27.5$ and -25 GeV. But for the ultra supercooling with $\mu_3 = -30$ GeV, the estimation breaks down more severely (radiation-dominance, adiabatic expansion, and slow variation of $S_3(T)/T$ all may break down) so that the actual $\beta/H(T_p)$ turns out be much smaller (T_p is also smaller), yielding an order-of-magnitudes smaller peak frequency. If the supercooling becomes even stronger with larger $|\mu_3|$, the $\beta/H(T_p) \lesssim 1$ becomes too small to induce nucleation.

The detection of such stochastic GWs, albeit very exciting, does not necessarily imply a Fermi-ball DM scenario. The GW properties depend only on the ϕ potential, while Fermi-ball DM scenarios depend additionally on g_χ . Moreover, Fermi-ball DM scenarios can be realized in a much larger parameter space (that

may not produce detectable GWs) than considered in this section.

VII. SUMMARY

We have developed a new DM scenario, where Fermi-balls formed during a strong FOPT can be the DM candidate. The DM abundance can be explained in a large range of parameter space, determined most crucially by the χ -asymmetry and the FOPT scale through Eq. (29). The necessary conditions and ingredients for Fermi-ball DM have been discussed in the general context and demonstrated in a toy model, so that the mechanism is expected to be applied to a wide varieties of new physics models.

The Fermi-ball formation has to start with efficient trapping of χ in the false vacuum, which favors a FOPT with supercooling and a moderate size of g_χ . Then the Fermi-ball's overall number density is determined solely by the phase transition, while each Fermi-ball's stability and mass arise from the interplay of χ 's quantum pressure and ϕ 's free energy. Its extensive profiles then exhibit characteristic dependences on Q_{FB} encoding the fermion nature of its constituents, which are thus different from those of Q -balls made of scalars.

The Fermi-ball DM scenario generally produces no detectable signals. Although macroscopic in size and mass, the Fermi-ball is still too small, diffuse and sparsely distributed to induce interesting signals in both terrestrial and astrophysical labs. But in the parameter space with a ~ 100 GeV energy scale in the FOPT, resulting stochastic GWs will be detectable at the next-generation space-based missions. The detection of GWs, however, does not necessarily imply a Fermi-ball DM scenario. Nevertheless, the discovery of a FOPT by the observation of stochastic GWs would make such a DM scenario more worth considering.

ACKNOWLEDGEMENT

We thank Fa Peng Huang, Ryusuke Jinno, Andrew J. Long and Kengo Shimada for discussions on supercooling, and Lian-Tao Wang for discussions on non-topological DM candidates, and Chang Sub Shin and Dongjin Chway for discussions on FOPT dynamics, and Ran Ding and Bin Zhu for communications on DM direct detections. We are especially grateful to Andrew J. Long for the comments about Fermi-ball cooling. SJ and KPX are supported by Grant Korea NRF-2019R1C1C1010050, and SJ also by POSCO Science Fellowship. JPH is supported by Korea NRF-2015R1A4A1042542 and IBS under the project code, IBS-R018-D1.

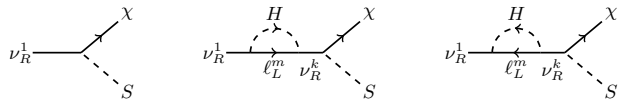


FIG. 6. Feynman diagrams generating the width asymmetry of $\nu_R^1 \rightarrow \chi S$, hence the number asymmetry of χ . CP -violating effects come from complex Higgs couplings.

Appendix A: Generating an excess for χ

The χ -asymmetry can be obtained by using one of the mechanisms reviewed in Refs. [63–65]. For example, it can be generated non-perturbatively by the $U(1)_Q$ -breaking sphaleron process during the FOPT. After the phase transition, the sphaleron is frozen thus $U(1)_Q$ is conserved again but net Q -charge has been accumulated in the universe [10–18]. This scenario is analogous to electroweak baryogenesis. On the other hand, there are mechanisms analogous to leptogenesis, where the χ -excess comes from out-of-equilibrium decays of heavy particles; see Refs. [105–107] and more references in the review [65].

In this article, we adopt the leptogenesis-style scenario as the benchmark mechanism to get excess of χ . The relevant Lagrangian reads

$$\mathcal{L} \supset \bar{\nu}_R^i i \not{\partial} \nu_R^i - \sum_j \frac{1}{2} M_j \left(\bar{\nu}_R^j \nu_R^j + \text{h.c.} \right) - \sum_{i,j} \lambda_\nu^{ij} \bar{\ell}_L^i \tilde{H} \nu_R^j - \sum_j \lambda_\chi^j \bar{\chi}_L S \nu_R^j + \text{h.c.}, \quad (\text{A1})$$

where ν_R^j is the right-handed neutrino, ℓ_L^i is the SM left-handed lepton doublet, and \tilde{H} is the charge conjugate of the SM Higgs. The first term of the second line in Eq. (A1) is nothing but the standard Yukawa interaction of the leptogenesis mechanism [108–111], and it gives the decay width asymmetry [108]

$$\begin{aligned} \epsilon_\ell &= \frac{1}{\Gamma_{\nu_R^1}} \left[\Gamma(\nu_R^1 \rightarrow \ell H) - \Gamma(\nu_R^1 \rightarrow \bar{\ell} H^*) \right] \\ &= \frac{1}{\Gamma_{\nu_R^1}} \sum_{k \neq 1} \frac{-3M_1}{128\pi^2} \frac{M_1}{M_k} \text{Im} \left[(\lambda_\nu^\dagger \lambda_\nu)_{1k}^2 \right], \quad (\text{A2}) \end{aligned}$$

where we only consider the lightest right-handed neutrino (denoted as ν_R^1), because it dominates the leptogenesis. The width asymmetry comes from the imaginary part of the couplings λ_ν^{ij} , which characterizes the CP violating effect.

The second term in the second line of Eq. (A1) involves the interaction among ν_R^j , χ_L and a new real scalar S . It breaks the $U(1)_Q$ explicitly, but thanks to the large mass of the ν_R^j , i.e. $M_j \sim |\lambda_\nu|^2 \times 3.0 \times 10^{14}$ GeV required by the seesaw mechanism to provide a left-handed neutrino mass of ~ 0.1 eV, the breaking of $U(1)_Q$ only happens at this high scale and at low energy it is approximately conserved. For simplicity, we assume the couplings λ_χ^j

are real, and all CP violating effects come from λ_{ν}^{ij} . The diagrams relevant to $\nu_R^1 \rightarrow \chi S$ are shown in Fig. 6, and standard calculation gives the width asymmetry

$$\begin{aligned} \epsilon_\chi &= \frac{1}{\Gamma_{\nu_R^1}} [\Gamma(\nu_R^1 \rightarrow \chi S) - \Gamma(\nu_R^1 \rightarrow \bar{\chi} S)] \\ &= \frac{1}{\Gamma_{\nu_R^1}} \sum_{k \neq 1} \frac{-M_1}{128\pi^2} \frac{M_1}{M_k} \lambda_\chi^1 \lambda_\chi^k \text{Im} [(\lambda_\nu^\dagger \lambda_\nu)_{1k}] \left(1 - \frac{M_S^2}{M_1^2}\right)^2, \end{aligned} \quad (\text{A3})$$

where M_S is the mass of S . Assuming $|\lambda_\chi^j| \sim |\lambda_\nu^{ij}|$, we get

$$\epsilon_\chi \approx \frac{1}{6} \left(1 - \frac{M_S^2}{M_1^2}\right)^2 \epsilon_\ell \equiv c_\chi \epsilon_\ell. \quad (\text{A4})$$

Consequently,

$$\eta_\chi = c_\chi \eta_B. \quad (\text{A5})$$

Thus, the χ -asymmetry is proportional to baryon asymmetry, and the coefficient depends on the mass of S . If M_S is close to M_1 , c_χ can be fairly small. For instance if $M_S = 4M_1/5$ then $c_\chi = 0.02$. c_χ can be easily of ~ 0.01 relevant to this paper, depending on M_S as well as the size of various $\lambda_{\nu,\chi}$.

Another point is that the vertex $\bar{\chi}_L \phi \nu_R^j$ must be forbidden, otherwise χ can decay to the SM particles via an off-shell ν_R^j and the ϕ -portal interactions, and hence the Fermi-ball will disappear. A solution is to assign a \mathbb{Z}_2 symmetry under which χ and S are oddly charged while ϕ , ν_R and all SM particles are evenly charged. As long as $M_S > M_\chi$, χ is the end of the decay chain of the \mathbb{Z}_2 -odd particles, and hence stable. In a supersymmetric model, S might be identified as the superpartner of ν_R (and S should be complex in this case) and \mathbb{Z}_2 as the R -parity.

-
- [1] N. Aghanim et al. (Planck) (2018), 1807.06209.
[2] G. Bertone, D. Hooper, and J. Silk, Phys. Rept. **405**, 279 (2005), hep-ph/0404175.
[3] B. W. Lee and S. Weinberg, Phys. Rev. Lett. **39**, 165 (1977).
[4] M. Schumann, J. Phys. G **46**, 103003 (2019), 1903.03026.
[5] J. M. Gaskins, Contemp. Phys. **57**, 496 (2016), 1604.00014.
[6] A. Boveia and C. Doglioni, Ann. Rev. Nucl. Part. Sci. **68**, 429 (2018), 1810.12238.
[7] M. J. Baker and J. Kopp, Phys. Rev. Lett. **119**, 061801 (2017), 1608.07578.
[8] M. J. Baker and L. Mitnacht, JHEP **05**, 070 (2019), 1811.03101.
[9] P. Di Bari, D. Marfatia, and Y.-L. Zhou (2020), 2001.07637.
[10] D. B. Kaplan, Phys. Rev. Lett. **68**, 741 (1992).
[11] B. Dutta and J. Kumar, Phys. Lett. B **643**, 284 (2006), hep-th/0608188.
[12] B. Dutta and J. Kumar, Phys. Lett. B **699**, 364 (2011), 1012.1341.
[13] J. Shelton and K. M. Zurek, Phys. Rev. D **82**, 123512 (2010), 1008.1997.
[14] K. Petraki, M. Trodden, and R. R. Volkas, JCAP **02**, 044 (2012), 1111.4786.
[15] D. G. Walker (2012), 1202.2348.
[16] I. Baldes, JCAP **05**, 028 (2017), 1702.02117.
[17] P.-H. Gu, Phys. Rev. D **96**, 055038 (2017), 1705.05189.
[18] E. Hall, T. Konstandin, R. McGehee, and H. Murayama (2019), 1911.12342.
[19] A. Falkowski and J. M. No, JHEP **02**, 034 (2013), 1211.5615.
[20] M. J. Baker, J. Kopp, and A. J. Long (2019), 1912.02830.
[21] D. Chway, T. H. Jung, and C. S. Shin, Phys. Rev. D **101**, 095019 (2020), 1912.04238.
[22] D. Marfatia and P.-Y. Tseng (2020), 2006.07313.
[23] E. Krylov, A. Levin, and V. Rubakov, Phys. Rev. **D87**, 083528 (2013), 1301.0354.
[24] F. P. Huang and C. S. Li, Phys. Rev. **D96**, 095028 (2017), 1709.09691.
[25] E. Witten, Phys. Rev. D **30**, 272 (1984).
[26] Y. Bai and A. J. Long, JHEP **06**, 072 (2018), 1804.10249.
[27] Y. Bai, A. J. Long, and S. Lu, Phys. Rev. D **99**, 055047 (2019), 1810.04360.
[28] A. R. Zhitnitsky, JCAP **10**, 010 (2003), hep-ph/0202161.
[29] A. Atreya, A. Sarkar, and A. M. Srivastava, Phys. Rev. D **90**, 045010 (2014), 1405.6492.
[30] D. H. Oaknin and A. Zhitnitsky, Phys. Rev. D **71**, 023519 (2005), hep-ph/0309086.
[31] K. Lawson and A. R. Zhitnitsky, Phys. Lett. B **724**, 17 (2013), 1210.2400.
[32] J. A. Frieman and G. F. Giudice, Nucl. Phys. B **355**, 162 (1991).
[33] I. Dymnikova, L. Koziel, M. Khlopov, and S. Rubin, Grav. Cosmol. **6**, 311 (2000), hep-th/0010120.
[34] M. Y. Khlopov, Res. Astron. Astrophys. **10**, 495 (2010), 0801.0116.
[35] T. Alanne, K. Tuominen, and V. Vaskonen, Nucl. Phys. **B889**, 692 (2014), 1407.0688.
[36] M. Fairbairn and R. Hogan, JHEP **09**, 022 (2013), 1305.3452.
[37] T. Li and Y.-F. Zhou, JHEP **07**, 006 (2014), 1402.3087.
[38] K. Petraki and A. Kusenko, Phys. Rev. **D77**, 065014 (2008), 0711.4646.
[39] D. Chung, A. Long, and L.-T. Wang, Phys. Rev. D **84**, 043523 (2011), 1104.5034.
[40] D. J. Chung and A. J. Long, Phys. Rev. D **84**, 103513 (2011), 1108.5193.
[41] W. Chao, H.-K. Guo, and J. Shu, JCAP **09**, 009 (2017), 1702.02698.
[42] M. Jiang, L. Bian, W. Huang, and J. Shu, Phys. Rev. D **93**, 065032 (2016), 1502.07574.
[43] X. Liu and L. Bian, Phys. Rev. D **97**, 055028 (2018), 1706.06042.

- [44] C. Jaramillo, M. Lindner, and W. Rodejohann (2020), 2004.12904.
- [45] T. Cohen, D. E. Morrissey, and A. Pierce, *Phys. Rev. D* **78**, 111701 (2008), 0808.3994.
- [46] M. J. Baker, M. Breitbach, J. Kopp, and L. Mittnacht, *JHEP* **03**, 114 (2018), 1712.03962.
- [47] L. Bian and Y.-L. Tang, *JHEP* **12**, 006 (2018), 1810.03172.
- [48] L. Bian and X. Liu, *Phys. Rev. D* **99**, 055003 (2019), 1811.03279.
- [49] A. Kusenko and M. E. Shaposhnikov, *Phys. Lett. B* **418**, 46 (1998), hep-ph/9709492.
- [50] T. D. Lee and Y. Pang, *Phys. Rev.* **D35**, 3678 (1987), [93(1986)].
- [51] B. Holdom, pp. 281–286 (1988).
- [52] A. L. Macpherson and B. A. Campbell, *Phys. Lett. B* **347**, 205 (1995), hep-ph/9408387.
- [53] P. Creminelli, A. Nicolis, and R. Rattazzi, *JHEP* **03**, 051 (2002), hep-th/0107141.
- [54] G. Nardini, M. Quiros, and A. Wulzer, *JHEP* **09**, 077 (2007), 0706.3388.
- [55] T. Konstandin and G. Servant, *JCAP* **12**, 009 (2011), 1104.4791.
- [56] R. Jinno and M. Takimoto, *Phys. Rev. D* **95**, 015020 (2017), 1604.05035.
- [57] C. Marzo, L. Marzola, and V. Vaskonen, *Eur. Phys. J. C* **79**, 601 (2019), 1811.11169.
- [58] M. Carena, A. Megevand, M. Quiros, and C. E. Wagner, *Nucl. Phys. B* **716**, 319 (2005), hep-ph/0410352.
- [59] A. Angelescu and P. Huang, *Phys. Rev. D* **99**, 055023 (2019), 1812.08293.
- [60] L. Hui and E. D. Stewart, *Phys. Rev. D* **60**, 023518 (1999), hep-ph/9812345.
- [61] T. Hambye, A. Strumia, and D. Teresi, *JHEP* **08**, 188 (2018), 1805.01473.
- [62] P. Baratella, A. Pomarol, and F. Rompineve, *JHEP* **03**, 100 (2019), 1812.06996.
- [63] D. E. Kaplan, M. A. Luty, and K. M. Zurek, *Phys. Rev. D* **79**, 115016 (2009), 0901.4117.
- [64] K. Petraki and R. R. Volkas, *Int. J. Mod. Phys. A* **28**, 1330028 (2013), 1305.4939.
- [65] K. M. Zurek, *Phys. Rept.* **537**, 91 (2014), 1308.0338.
- [66] V. Silveira and A. Zee, *Phys. Lett. B* **161**, 136 (1985).
- [67] C. Burgess, M. Pospelov, and T. ter Veldhuis, *Nucl. Phys. B* **619**, 709 (2001), hep-ph/0011335.
- [68] B. Patt and F. Wilczek (2006), hep-ph/0605188.
- [69] D. Bodeker and G. D. Moore, *JCAP* **05**, 009 (2009), 0903.4099.
- [70] D. Bodeker and G. D. Moore, *JCAP* **05**, 025 (2017), 1703.08215.
- [71] S. Höche, J. Kozaczuk, A. J. Long, J. Turner, and Y. Wang (2020), 2007.10343.
- [72] J. Ellis, M. Lewicki, J. M. No, and V. Vaskonen, *JCAP* **06**, 024 (2019), 1903.09642.
- [73] M. Tanabashi et al. (Particle Data Group), *Phys. Rev.* **D98**, 030001 (2018).
- [74] A. D. Linde, *Nucl. Phys.* **B216**, 421 (1983), [Erratum: *Nucl. Phys.* **B223**, 544(1983)].
- [75] A. H. Guth and E. J. Weinberg, *Phys. Rev. D* **23**, 876 (1981).
- [76] M. D. Rintoul and S. Torquato, *Journal of physics a: mathematical and general* **30**, L585 (1997).
- [77] A. Megevand and S. Ramirez, *Nucl. Phys. B* **919**, 74 (2017), 1611.05853.
- [78] A. Kobakhidze, C. Lagger, A. Manning, and J. Yue, *Eur. Phys. J. C* **77**, 570 (2017), 1703.06552.
- [79] J. Ellis, M. Lewicki, and J. M. No (2018), [JCAP1904,003(2019)], 1809.08242.
- [80] J. Ellis, M. Lewicki, and J. M. No (2020), 2003.07360.
- [81] X. Wang, F. P. Huang, and X. Zhang, *JCAP* **05**, 045 (2020), 2003.08892.
- [82] M. Quiros, in *ICTP Summer School* (1999), pp. 187–259, hep-ph/9901312.
- [83] C. Grojean and G. Servant, *Phys. Rev.* **D75**, 043507 (2007), hep-ph/0607107.
- [84] D. J. H. Chung, A. J. Long, and L.-T. Wang, *Phys. Rev.* **D87**, 023509 (2013), 1209.1819.
- [85] M. Dine, R. G. Leigh, P. Y. Huet, A. D. Linde, and D. A. Linde, *Phys. Rev.* **D46**, 550 (1992), hep-ph/9203203.
- [86] M. S. Turner, E. J. Weinberg, and L. M. Widrow, *Phys. Rev. D* **46**, 2384 (1992).
- [87] E. Aprile et al. (XENON) (2020), 2006.09721.
- [88] G. Belanger, F. Boudjema, A. Pukhov, and A. Semenov, *Comput. Phys. Commun.* **185**, 960 (2014), 1305.0237.
- [89] G. Aad et al. (ATLAS), *Phys. Rev. D* **101**, 012002 (2020), 1909.02845.
- [90] A. Mazumdar and G. White, *Rept. Prog. Phys.* **82**, 076901 (2019), 1811.01948.
- [91] C. Caprini et al., *JCAP* **1604**, 001 (2016), 1512.06239.
- [92] C. Caprini et al., *JCAP* **03**, 024 (2020), 1910.13125.
- [93] M. Hindmarsh, S. J. Huber, K. Rummukainen, and D. J. Weir, *Phys. Rev. D* **96**, 103520 (2017), [Erratum: *Phys. Rev. D* **101**, 089902 (2020)], 1704.05871.
- [94] J. R. Espinosa, T. Konstandin, J. M. No, and G. Servant, *JCAP* **06**, 028 (2010), 1004.4187.
- [95] K. Schmitz (2020), 2005.10789.
- [96] H.-K. Guo, K. Sinha, D. Vagie, and G. White (2020), 2007.08537.
- [97] H. Audley et al. (LISA) (2017), 1702.00786.
- [98] J. Crowder and N. J. Cornish, *Phys. Rev.* **D72**, 083005 (2005), gr-qc/0506015.
- [99] J. Luo et al. (TianQin), *Class. Quant. Grav.* **33**, 035010 (2016), 1512.02076.
- [100] Y.-M. Hu, J. Mei, and J. Luo, *Natl. Sci. Rev.* **4**, 683 (2017).
- [101] W.-R. Hu and Y.-L. Wu, *Natl. Sci. Rev.* **4**, 685 (2017).
- [102] W.-H. Ruan, Z.-K. Guo, R.-G. Cai, and Y.-Z. Zhang, *Int. J. Mod. Phys. A* **35**, 2050075 (2020), 1807.09495.
- [103] S. Kawamura et al., *Class. Quant. Grav.* **28**, 094011 (2011).
- [104] S. Kawamura et al., *Class. Quant. Grav.* **23**, S125 (2006).
- [105] N. Cosme, L. Lopez Honorez, and M. H. Tytgat, *Phys. Rev. D* **72**, 043505 (2005), hep-ph/0506320.
- [106] H. An, S.-L. Chen, R. N. Mohapatra, and Y. Zhang, *JHEP* **03**, 124 (2010), 0911.4463.
- [107] A. Falkowski, J. T. Ruderman, and T. Volansky, *JHEP* **05**, 106 (2011), 1101.4936.
- [108] L. Covi, E. Roulet, and F. Vissani, *Phys. Lett.* **B384**, 169 (1996), hep-ph/9605319.
- [109] M. A. Luty, *Phys. Rev.* **D45**, 455 (1992).
- [110] T. Asaka, K. Hamaguchi, M. Kawasaki, and T. Yanagida, *Phys. Lett.* **B464**, 12 (1999), hep-ph/9906366.
- [111] W. Buchmuller, R. D. Peccei, and T. Yanagida, *Ann. Rev. Nucl. Part. Sci.* **55**, 311 (2005), hep-ph/0502169.