

PREPARED FOR SUBMISSION TO JCAP

# Full-sky bispectrum in redshift space for 21cm intensity maps

Ruth Durrer<sup>1</sup>, Mona Jalilvand<sup>1</sup>, Rahul Kothari<sup>2</sup>,  
Roy Maartens<sup>2,3</sup>, Francesco Montanari<sup>4</sup>

<sup>1</sup>Departement de Physique Théorique, Université de Genève, 1211 Genève 4, Switzerland

<sup>2</sup>Department of Physics & Astronomy, University of the Western Cape, Cape Town 7535, South Africa

<sup>3</sup>Institute of Cosmology & Gravitation, University of Portsmouth, Portsmouth PO1 3FX, UK

<sup>4</sup> Instituto de Física Teórica IFT-UAM/CSIC, Universidad Autónoma de Madrid, Cantoblanco 28049 Madrid, Spain

E-mail: [ruth.durrer@unige.ch](mailto:ruth.durrer@unige.ch), [mona.jalilvand@unige.ch](mailto:mona.jalilvand@unige.ch),  
[quantummechanickothari@gmail.com](mailto:quantummechanickothari@gmail.com), [roy.maartens@gmail.com](mailto:roy.maartens@gmail.com),  
[francesco.montanari@uam.es](mailto:francesco.montanari@uam.es)

**Abstract.** We compute the tree-level bispectrum of 21cm intensity mapping after reionisation. We work in directly observable angular and redshift space. We demonstrate the importance of the contributions from redshift-space distortions which typically dominate the result. We also show that, just like in the CMB but for different reasons, lensing does not contribute to the tree-level bispectrum. Taking into account the effects of telescope beams and foreground cleaning, we estimate the signal to noise, and show that the bispectrum is detectable by both SKA in single-dish mode and HIRAX in interferometer mode, especially at the lower redshifts in their respective ranges.

---

## Contents

<b>1</b>	<b>Introduction</b>	<b>1</b>
<b>2</b>	<b>HI angular bispectrum</b>	<b>3</b>
<b>3</b>	<b>Detectability of the bispectrum</b>	<b>7</b>
3.1	Intensity mapping noise	9
3.2	Signal to noise of the bispectrum	11
3.3	Consistency checks	14
<b>4</b>	<b>Conclusions</b>	<b>15</b>
<b>A</b>	<b>Lensing contributions at higher order</b>	<b>17</b>
A.1	Lensing contribution to the bispectrum beyond tree level	18
A.2	Lensing contribution to the tree-level trispectrum	20

---

## 1 Introduction

In the era of precision cosmology, cosmological models can be robustly tested against the data, from cosmic microwave background (CMB) surveys and surveys of the large-scale structure. An advantage of large-scale structure surveys is that the data is 3D and therefore potentially contains a lot more information. In addition to surveys using galaxy number counts, there are surveys that measure the integrated spectral line emission from galaxies [1, 2]. Since they do not attempt to resolve individual galaxies, such intensity mapping surveys can cover large volumes rapidly – although they face the problem of foreground removal. The 21cm line of neutral hydrogen (HI) is particularly important, since hydrogen is the most abundant element in the Universe. After reionisation, 21cm maps provide a biased tracer of the matter distribution and are a potentially powerful probe of cosmological models [3–6].

HI intensity mapping has poor angular resolution but exquisite redshift accuracy. At each redshift selected within the telescope band, the map of brightness temperature  $T_{\text{HI}}(z, \mathbf{n})$ , where  $\mathbf{n}$  is a unit direction from source to observer, is akin to the CMB temperature map. Like the CMB map, the observed HI temperature contrast,  $\Delta_{\text{HI}} = \Delta T_{\text{HI}} / \langle T_{\text{HI}} \rangle \equiv \Delta$ , is not affected by lensing at first order [3, 7, 8] so that  $\Delta^{L(1)} = \Delta^{(1)}$ , where

$$\Delta^{(1)}(z, \mathbf{n}) = \delta_{\text{HI}}^{(1)}(z, \mathbf{n}) + \frac{1}{\mathcal{H}} \partial_r^2 V^{(1)}(z, \mathbf{n}). \quad (1.1)$$

Here  $r$  is the comoving line-of-sight distance and we neglect terms that are suppressed by  $\mathcal{H}/k$  in Fourier space. The first-order velocity potential in the redshift-space distortion (RSD) term is defined by  $v_i^{(1)} = \partial_i V^{(1)}$ .

The lensed temperature contrast is related to the unlensed one by

$$\Delta^L(z, \mathbf{n}) = \Delta(z, \mathbf{n} + \nabla_{\perp} \phi), \quad (1.2)$$

where  $\nabla_{\perp}$  is the gradient operator on the 2D screen space orthogonal to  $\mathbf{n}$ . The lensing potential at first order is

$$\phi^{(1)} = -2 \int_0^r d\tilde{r} \frac{(r - \tilde{r})}{\tilde{r}r} \varphi^{(1)} \quad \text{where} \quad 2\varphi^{(1)} = \Phi^{(1)} + \Psi^{(1)}. \quad (1.3)$$

Here the metric potentials in Poisson gauge (neglecting vector and tensor modes) are given by:

$$ds^2 = a^2 \left[ - (1 + 2\Psi) d\eta^2 + (1 - 2\Phi) d\mathbf{x}^2 \right]. \quad (1.4)$$

At second order<sup>1</sup>, the CMB temperature map is affected by lensing deflection – and likewise for HI brightness temperature, as shown by [9, 10]:

$$\Delta^L(z, \mathbf{n}) = \Delta^{(1)}(z, \mathbf{n}) + \Delta^{(2)}(z, \mathbf{n}) - \langle \Delta^{(2)} \rangle(z) + L^{(2)}(z, \mathbf{n}) - \langle L^{(2)} \rangle(z), \quad (1.5)$$

where the lensing correction,

$$L^{(2)}(z, \mathbf{n}) = \nabla_{\perp}^a \phi(z, \mathbf{n}) \nabla_{\perp a} \Delta^{(1)}(z, \mathbf{n}), \quad (1.6)$$

is a coupling of the deflection angle  $\nabla_{\perp} \phi^{(1)}$  with the gradient of the observed temperature contrast,  $\nabla_{\perp} \Delta^{(1)}$ . This leads to a lensing correction to the 1-loop HI power spectrum [9, 10].

Since the tree-level bispectrum includes second-order perturbations, one might expect that the HI bispectrum is affected by lensing. For CMB, this is not the case: the tree-level CMB bispectrum has no lensing contribution in the case of Gaussian initial conditions. The reason is that there is effectively no correlation between the primary temperature fluctuations generated at  $z \sim 1000$  and the lensing deflections induced by large-scale structure at  $z \lesssim 10$ . Since this correlation is not negligible for HI intensity, we expect that the lensing contribution to the 21cm bispectrum should be nonzero at tree-level [10].

However, it turns out that in fact there is *no lensing contribution to the HI intensity bispectrum at tree-level*, for Gaussian initial conditions. The reason here is not that the lensing potential and density fluctuations are uncorrelated, like in the CMB – it is statistical isotropy which forbids such contributions. We can see this as follows. The lensed 3-point correlation function is

$$B^L(z_i, \mathbf{n}_i) = \langle \Delta_1^L \Delta_2^L \Delta_3^L \rangle = \langle \Delta_1 \Delta_2 \Delta_3 \rangle + \delta B \quad \text{where } \Delta_i = \Delta(z_i, \mathbf{n}_i). \quad (1.7)$$

At tree-level, by (1.5) the lensing correction is

$$\delta B = \langle \Delta_1^{(1)} \Delta_2^{(1)} [L_3^{(2)} - \langle L_3^{(2)} \rangle] \rangle + 2 \text{ perms.} \quad (1.8)$$

By Wick's theorem,

$$\begin{aligned} \langle \Delta_1^{(1)} \Delta_2^{(1)} L_3^{(2)} \rangle &= \langle \Delta_1^{(1)} \nabla_{\perp}^a \phi_3 \rangle \langle \Delta_2^{(1)} \nabla_{\perp a} \Delta_3^{(1)} \rangle + \langle \Delta_2^{(1)} \nabla_{\perp}^a \phi_3 \rangle \langle \Delta_1^{(1)} \nabla_{\perp a} \Delta_3^{(1)} \rangle \\ &\quad + \langle \Delta_1^{(1)} \Delta_2^{(1)} \rangle \langle \nabla_{\perp}^a \phi_3 \nabla_{\perp a} \Delta_3^{(1)} \rangle. \end{aligned} \quad (1.9)$$

The first two terms in (1.9) vanish due to statistical isotropy (they would give a nonzero vector), while the third term cancels the second term of (1.8), so that

$$\delta B = 0 \quad \text{at tree-level.} \quad (1.10)$$

In Appendix A, we show that at 1-loop and higher perturbative orders, the nonzero lensing contribution to the bispectrum arises from post-Born terms only. We also show in the Appendix that the tree-level trispectrum has a nonzero lensing contribution.

---

<sup>1</sup>We use the convention  $X = X^{(1)} + X^{(2)} + \dots$ .

Here our focus is on the tree-level bispectrum, with Gaussian primordial fluctuations. For galaxy and 21cm surveys, the angular bispectrum naturally includes both lensing effects and wide-angle correlations on the curved sky [11, 12] – unlike the Fourier-space bispectrum [13]. We showed above that 21cm intensity maps are not affected by the lensing contribution at tree-level, leading to considerable simplification in computation of the angular bispectrum.

Apart from RSD, the remaining ‘projection’ effects from observing in redshift space are ultra-large scale relativistic effects, which arise from Doppler, Sachs-Wolfe, integrated SW and time-delay terms, and their cross-correlations with each other and the dominant density and RSD terms (at first order, see [14–16] and at second-order see [11, 13, 17–26]). These relativistic effects are all suppressed in Fourier space by factors  $(\mathcal{H}/k)^n$ , where  $n \geq 2$  in the power spectrum [14–16] and  $n \geq 1$  in the bispectrum [13, 24, 25], and we will neglect them.

The article is structured as follows. In Section 2 we derive the main bispectrum results, while in Section 3 we present numerical calculations for the bispectrum and its signal to noise ratio, considering both single-dish and interferometer modes for future surveys with the SKA and HIRAX telescopes. We conclude in Section 4. In Appendix A we present the lensing contributions to the 3- and 4-point correlation functions. We assume a fiducial flat  $\Lambda$ CDM cosmology, with  $h = 0.67$ ,  $\Omega_b = 0.05$ ,  $\Omega_{\text{cdm}} = 0.27$ ,  $A_s = 2.3 \times 10^{-9}$ ,  $n_s = 0.962$ ,  $k_* = 0.05/\text{Mpc}$  for the Hubble constant, baryon and cold dark matter density, amplitude, tilt and pivot scale of the primordial power spectrum, respectively.

## 2 HI angular bispectrum

The (unlensed) HI temperature contrast is

$$\Delta(z, \mathbf{n}) = \Delta^{(1)}(z, \mathbf{n}) + \Delta^{(2)}(z, \mathbf{n}) - \langle \Delta^{(2)} \rangle(z), \quad (2.1)$$

where  $\Delta^{(1)}$  is given by (1.1). Up to second order, using a standard bias model that includes tidal bias [27], and neglecting ultra-large scale relativistic effects, we have [12] (see [28] for a simple, intuitive derivation of the second-order terms)

$$\Delta^{(1)} = b_1 \delta^{(1)} + \mathcal{H}^{-1} \partial_r^2 V^{(1)} \quad (2.2)$$

$$\begin{aligned} \Delta^{(2)} = & b_1 \delta^{(2)} + \frac{1}{2} b_2 [\delta^{(1)}]^2 + b_s s^2 + \mathcal{H}^{-1} \partial_r^2 V^{(2)} + \mathcal{H}^{-2} \left( [\partial_r^2 V^{(1)}]^2 + \partial_r V^{(1)} \partial_r^3 V^{(1)} \right), \\ & + \mathcal{H}^{-1} \left[ \partial_r V^{(1)} \partial_r \delta^{(1)} + \partial_r^2 V^{(1)} \delta^{(1)} \right]. \end{aligned} \quad (2.3)$$

Here  $\delta$  is the matter density contrast in the comoving gauge,  $V$  is the velocity perturbation in the Poisson gauge and  $s^2 = s_{ij} s^{ij}$ , where the tidal field is

$$s_{ij} = \left( \partial_i \partial_j - \frac{1}{3} \delta_{ij} \nabla^2 \right) \nabla^{-2} \delta^{(1)}. \quad (2.4)$$

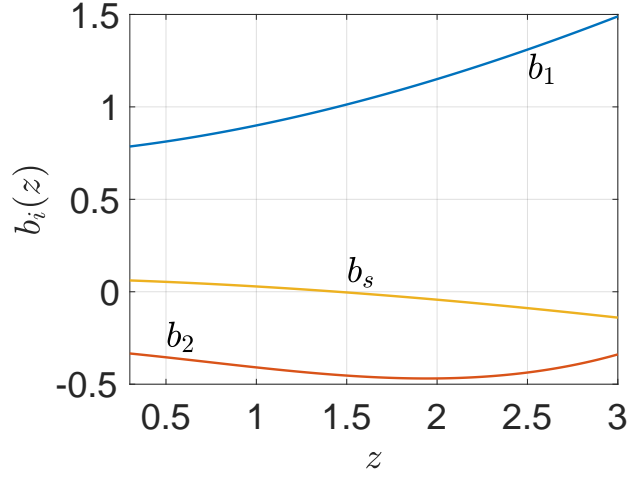
The bias coefficients can be modelled as [9]

$$b_1(z) = 0.754 + 0.0877z + 0.0607z^2 - 0.00274z^3, \quad (2.5)$$

$$b_2(z) = -0.308 - 0.0724z - 0.0534z^2 + 0.0247z^3, \quad (2.6)$$

$$b_s(z) = -\frac{2}{7} [b_1(z) - 1]. \quad (2.7)$$

Note that (2.7) is the simplest form of tidal bias, corresponding to zero tidal bias at the time of galaxy formation. Figure 1 shows plots of these bias coefficients.



**Figure 1.** HI bias coefficients (2.5)–(2.7).

Since lensing does not contribute, the connected 3-point correlation function of the 21cm intensity map at tree level is<sup>2</sup>

$$B(z_i, \mathbf{n}_i) = \langle \Delta_1^{(1)} \Delta_2^{(1)} \Delta_3^{(2)} \rangle + 2 \text{ perms.} \quad (2.8)$$

In angular harmonic space,

$$\Delta(\mathbf{n}, z) = \sum_{\ell m} \Delta_{\ell m}(z) Y_{\ell m}(\mathbf{n}), \quad (2.9)$$

so that

$$B(z_i, \mathbf{n}_i) = \sum_{\ell_i, m_i} B_{\ell_1 \ell_2 \ell_3}^{m_1 m_2 m_3}(z_1, z_2, z_3) Y_{\ell_1 m_1}(\mathbf{n}_1) Y_{\ell_2 m_2}(\mathbf{n}_2) Y_{\ell_3 m_3}(\mathbf{n}_3), \quad (2.10)$$

where

$$B_{\ell_1 \ell_2 \ell_3}^{m_1 m_2 m_3}(z_1, z_2, z_3) = \langle \Delta_{\ell_1 m_1}^{(1)}(z_1) \Delta_{\ell_2 m_2}^{(1)}(z_2) \Delta_{\ell_3 m_3}^{(2)}(z_3) \rangle + 2 \text{ perms,} \quad (2.11)$$

is the angular bispectrum.

On account of statistical isotropy,  $B(z_i, \mathbf{n}_i)$  can only depend on  $\mathbf{n}_i \cdot \mathbf{n}_j$ . This means that the  $m_i$  dependence of the bispectrum takes the form

$$B_{\ell_1 \ell_2 \ell_3}^{m_1 m_2 m_3}(z_1, z_2, z_3) = \mathcal{G}_{\ell_1 \ell_2 \ell_3}^{m_1 m_2 m_3} b_{\ell_1 \ell_2 \ell_3}(z_1, z_2, z_3) \quad (2.12)$$

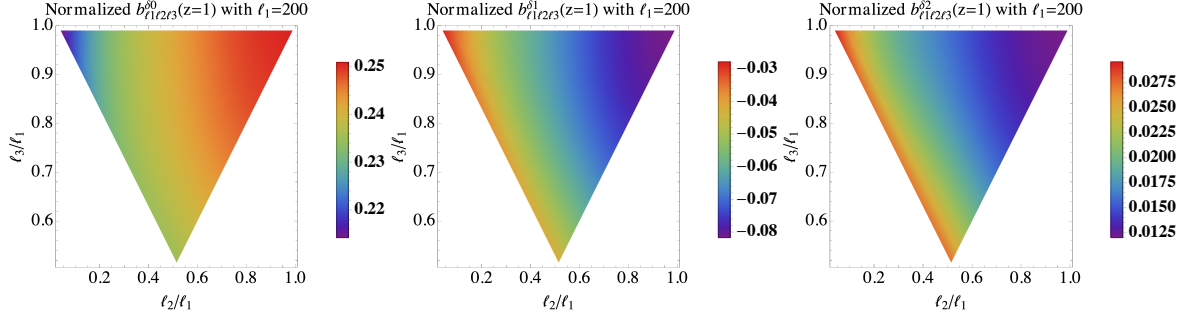
where  $\mathcal{G}_{\ell_1 \ell_2 \ell_3}^{m_1 m_2 m_3}$  is the Gaunt integral and  $b_{\ell_1 \ell_2 \ell_3}$  is the reduced angular bispectrum [29]. The reduced bispectrum has contributions from the following six terms [12]:

$$\begin{aligned} b_{\ell_1 \ell_2 \ell_3}(z_1, z_2, z_3) = & b_{\ell_1 \ell_2 \ell_3}^{\delta(2)}(z_1, z_2, z_3) + b_{\ell_1 \ell_2 \ell_3}^{v(2)'}(z_1, z_2, z_3) + b_{\ell_2 \ell_2 \ell_3}^{\delta v'}(z_1, z_2, z_3) \\ & + b_{\ell_1 \ell_2 \ell_3}^{v'^2}(z_1, z_2, z_3) + b_{\ell_1 \ell_2 \ell_3}^{\delta' v}(z_1, z_2, z_3) + b_{\ell_1 \ell_2 \ell_3}^{v'' v}(z_1, z_2, z_3) \end{aligned} \quad (2.13)$$

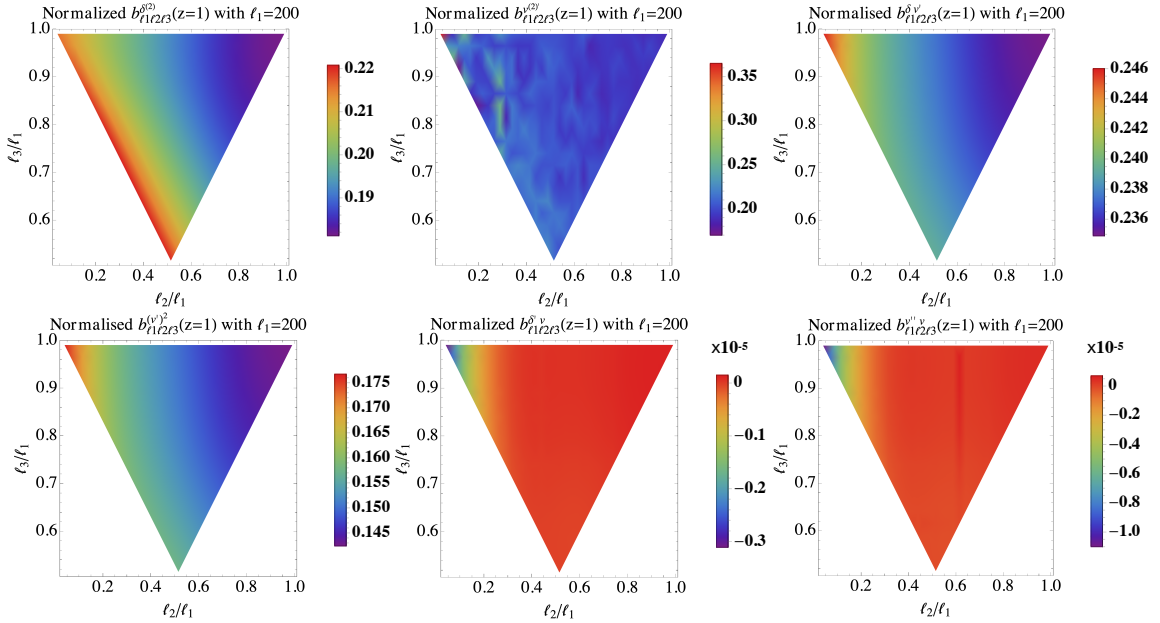
The first term arises from the second order density contrast: in Fourier space, it contains monopole, dipole and quadrupole contributions (see [19, 30] for details). The next term is the

---

<sup>2</sup>Here and below,  $\langle \Delta^{(2)} \rangle$  does not contribute to the connected part of the correlation function.



**Figure 2.** Monopole, dipole and quadrupole of the density term in the reduced bispectrum (2.13) of a 21cm intensity map, with  $z_i = 1$  and  $\ell_1 = 200$ , normalized by angular power spectra as  $b_{\ell_1 \ell_2 \ell_3} / (C_{\ell_1} C_{\ell_2} + C_{\ell_1} C_{\ell_3} + C_{\ell_2} C_{\ell_3})$ .



**Figure 3.** As in Figure 2, for the 6 contributions in (2.13), normalized as above.

pure second order RSD contribution and the following four terms arise from the quadratic combinations of first-order velocity and density perturbations appearing in (2.3).

We use the `byspectrum` code [12] to compute the angular bispectrum in redshift space. The monopole, dipole and quadrupole of the density contribution are shown in contour plots in Figure 2, while Figure 3 displays the different contributions in (2.13). All plots are normalized relative to the angular power spectrum, as in [12], and we assume equal redshifts  $z_i = 1$  and set  $\ell_1 = 200$ .

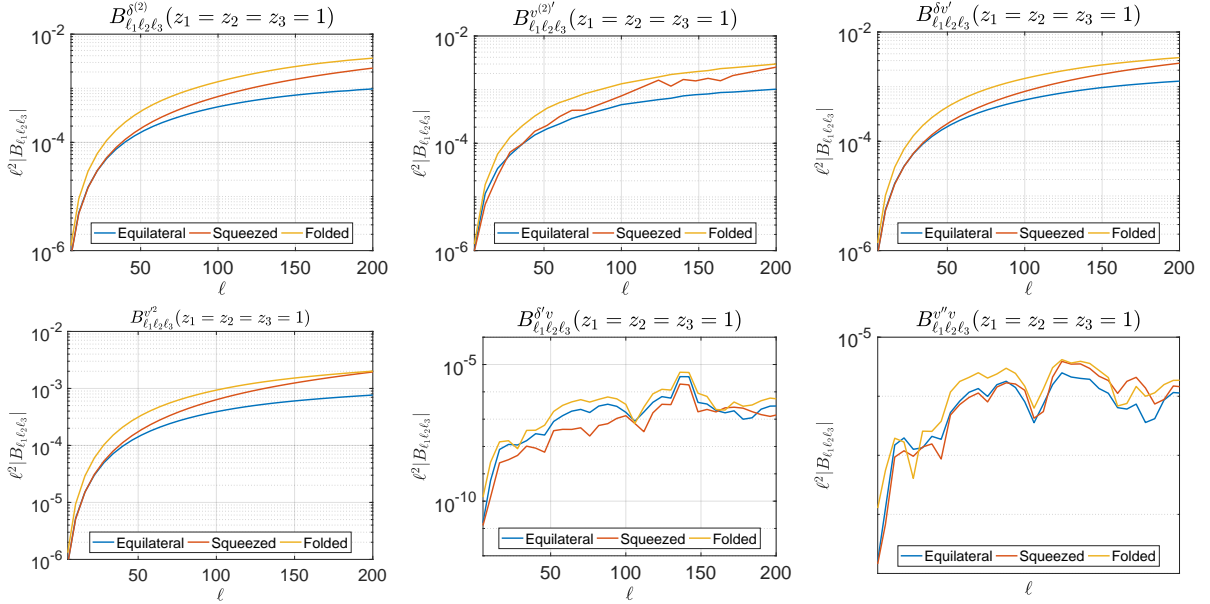
The angle-averaged bispectrum is related to the reduced bispectrum as [11]

$$B_{\ell_1 \ell_2 \ell_3} = \sqrt{\frac{(2\ell_1 + 1)(2\ell_2 + 1)(2\ell_3 + 1)}{4\pi}} \begin{pmatrix} \ell_1 & \ell_2 & \ell_3 \\ 0 & 0 & 0 \end{pmatrix} b_{\ell_1 \ell_2 \ell_3}, \quad (2.14)$$

where the matrix is the Wigner 3j symbol. In Figure 4, we compare the equilateral ( $\ell_1 = \ell_2 = \ell_3$ ), ‘squeezed’ ( $\ell_1 = 4, \ell_2 = \ell_3$ ) and folded ( $\ell_1 = \ell_2 = \ell_3/2$ ) configurations for the 6

contributions in (2.13) to the angle-averaged bispectrum.

Figure 4 shows that the equilateral shape makes the smallest contribution to the total angle-averaged bispectrum. For all three shapes, the nonlinear RSD terms  $B^{\delta'v}$  and  $B^{v'v}$  are negligible. For the other three nonlinear RSD terms, the reduced bispectra  $b^{v(2)'}$ ,  $b^{\delta v'}$  and  $b^{v'2}$  are all comparable to the density term  $b^{\delta(2)}$ . Furthermore, they are all positive.<sup>3</sup> This can be seen since there is no sign change in the plots of Figure 4, while in Figure 3, we see that these terms are all positive for  $\ell_1 = 200$ . In addition, the four dominant contributions have approximately equal magnitudes for the three shapes. This anticipates what we find below: that including RSD increases the bispectrum by a significant factor.



**Figure 4.** Different contributions in (2.13) to the angle-averaged bispectrum (2.14) of a 21cm intensity map, for 3 configurations (with  $\ell_1 = 4$  in the squeezed case) at equal redshifts  $z_i = 1$ . In the lower last two panels we used a moving-average filter with window size 2 to smooth numerical features.

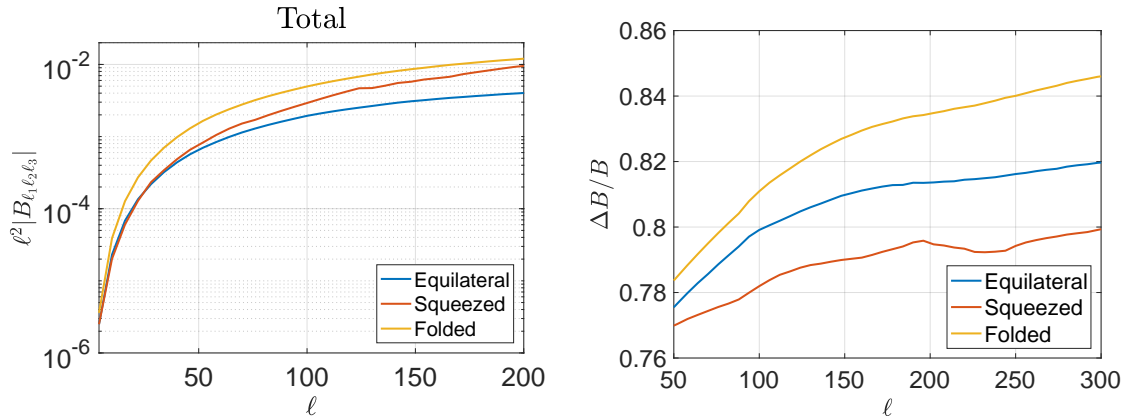
In order to quantify the RSD contribution to the 21cm intensity bispectrum, we show the total angle-averaged bispectrum in Figure 5 (left panel) and the fractional RSD contribution to the total angle-averaged bispectrum,  $\Delta B/B$  in Figure 5 (right panel), where we define

$$\frac{\Delta B}{B} = \frac{B_{\ell_1 \ell_2 \ell_3}[\text{with RSD}] - B_{\ell_1 \ell_2 \ell_3}[\text{no RSD}]}{B_{\ell_1 \ell_2 \ell_3}[\text{with RSD}]} . \quad (2.15)$$

Here ‘no RSD’ denotes the bispectrum with only the  $b^{\delta(2)}$  contribution in (2.13) (corresponding to the first 3 terms in (2.3)) and with no RSD in the linear term  $\Delta^{(1)}$ , i.e., with  $\Delta^{(1)} = \delta^{(1)}$ .

Interestingly, RSD make up 80% or more of the total signal for all three triangular shapes considered here, so that RSD increases the bispectrum by a factor  $\sim 5$ . Figure 5 corresponds to the maximal RSD contribution, since it is based on zero-width redshift bins. Nevertheless, we expect the RSD contribution to remain dominant for finite but thin redshift bins, similar to the case of the angular power spectrum [6].

<sup>3</sup>Note that the angle-averaged bispectra can give an opposite sign to the corresponding reduced bispectra since Wigner 3j symbols are negative when  $m_i = 0$  and  $(\ell_1 + \ell_2 + \ell_3)/2$  is odd.



**Figure 5.** *Left:* Total angle-averaged bispectrum from Figure 4. *Right:* RSD fractional contribution (2.15) to this angle-averaged bispectrum.

Survey	$f_{\text{sky}}$	$N_d$	$t_{\text{tot}}(\text{hr})$	$T_{\text{ins}}(\text{K})$	$D_d(\text{m})$	redshift
SKA	0.48	197	10,000	28	15	0.3–3
HIRAX	0.36	1024	10,000	50	6	0.8–2

**Table 1.** Specifications that we assume for HIRAX and SKA.

### 3 Detectability of the bispectrum

In order to assess the detectability of the 21cm intensity bispectrum, we consider two next-generation intensity mapping surveys, with SKA-MID [5] and HIRAX [31]. The survey specifications are shown in Table 1. 21cm intensity surveys can be performed in (a) single-dish (SD) mode, where the individual auto-correlations from each dish are simply summed, or in (b) interferometric (IF) mode, where the cross-correlations of all dishes are combined. Surveying in SD mode captures larger scales, while IF mode surveys can resolve smaller scales (see e.g. [4, 32]). SKA-MID is better adapted to SD mode, while HIRAX is designed for IF mode.

Before we consider the noise and the signal for these 21cm intensity surveys, we need to determine the appropriate limiting angular scales. The  $\ell_i$  in the bispectrum should each satisfy the condition

$$\ell_{\min} \leq \ell_i \leq \ell_{\max}, \quad (3.1)$$

where the lower limit depends on the survey and on foreground cleaning, while the upper limit depends on the survey and the modelling of nonlinearity. Foreground cleaning removes large-scale radial modes in Fourier space, with  $k_{\parallel} \lesssim 0.01h/\text{Mpc}$ , although this limit can be lowered by the technique of reconstructing large-scale modes using short-scale measurements [33, 34]. In angular harmonic space, modes with  $\ell \lesssim 5$  in the power spectrum are effectively lost [6, 35, 36]. We therefore impose

$$\ell_{\min}^{\text{fground}} \approx 5. \quad (3.2)$$

The survey sky area  $\Omega_{\text{sky}} = 4\pi f_{\text{sky}}$  determines the largest possible scale included, which



imposes the theoretical lower limit [8]:

$$\ell_{\min}^{\text{sky}} = 1 + \text{int}\left(\frac{\pi}{\sqrt{\Omega_{\text{sky}}}}\right), \quad (3.3)$$

where ‘int’ denotes the integer part. For SKA and HIRAX, this is below 5, and hence (3.2) applies. In fact, IF mode may have  $\ell_{\min}$  much larger than 5, since it is the minimum baseline of an interferometer that sets the largest observable mode [36]. Equivalently, there is a maximum scale determined by the field of view in IF pointings [4]. The field of view is determined by the effective beam:

$$\theta_{\text{b}} = 1.22 \frac{\lambda_{21}}{D_{\text{d}}} (1+z), \quad (3.4)$$

where  $\lambda_{21}$  is the rest-frame 21cm wavelength and  $D_{\text{d}}$  is the dish diameter (see Table 1). Then

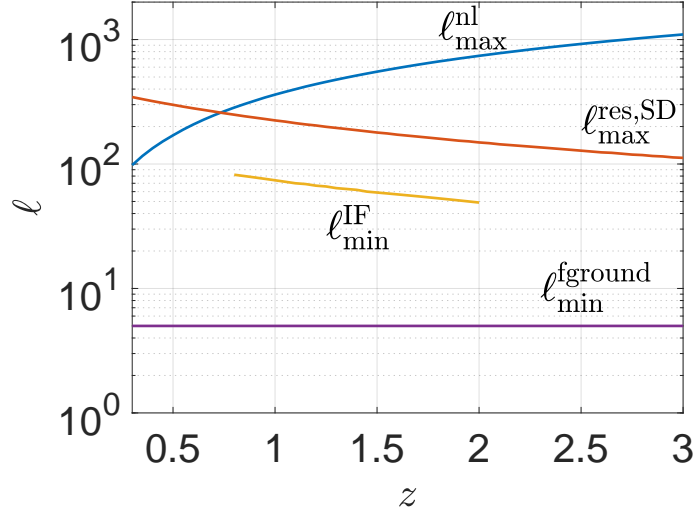
$$\ell_{\min}^{\text{IF}}(z) \approx \frac{2\pi}{\theta_{\text{b}}(z)} \quad (3.5)$$

$$\approx \frac{147}{1+z} \quad \text{for HIRAX}. \quad (3.6)$$

For the angular power spectrum with equal redshift correlations, a theoretical maximum  $\ell$  condition is imposed by the range of validity of the tree-level angular power spectrum [6]:

$$\ell_{\max}^{\text{nl}}(z) = r(z) k_{\text{nl}}(z), \quad k_{\text{nl}}(z) = k_{\text{nl}}(0)(1+z)^{2/3} \text{ Mpc}^{-1}. \quad (3.7)$$

For  $C_{\ell}$ , the nonlinear scale is typically taken as  $k_{\text{nl}}(0) = 0.2h/\text{Mpc}$  (see also [37]). In order to reflect the greater sensitivity of the bispectrum to nonlinearity, we follow [25] and assume  $k_{\text{nl}}(0) = 0.1h/\text{Mpc}$ , i.e. half of the value for the power spectrum (see also [38]).



**Figure 6.** Minimum and maximum scales for SKA (SD) and HIRAX (IF) surveys.

There is also an experimental maximum imposed by the angular resolution of the array:  $k_{\perp,\max} \approx 2\pi D_{\text{res}}/(r\lambda)$  where  $D_{\text{res}}$  is the diameter of the receiving area of the beam array and

$\lambda = \lambda_{21}(1+z)$ . Thus

$$\ell_{\max}^{\text{res}}(z) \approx \frac{2\pi D_{\text{res}}}{\lambda_{21}(1+z)}. \quad (3.8)$$

In SD mode,  $D_{\text{res}} = D_{\text{d}}$  and then,

$$\ell_{\max}^{\text{res,SD}}(z) \approx \frac{2\pi D_{\text{d}}}{\lambda_{21}(1+z)} \approx \frac{449}{1+z} \quad \text{for SKA}. \quad (3.9)$$

This can be smaller than (3.7) at high  $z$ . In IF mode,  $D_{\text{res}}$  is the maximum baseline, which is  $\approx 271$  m for HIRAX, so that

$$\ell_{\max}^{\text{res,IF}}(z) \approx \frac{2\pi D_{\text{max}}}{\lambda_{21}(1+z)} \approx \frac{8108}{1+z} \quad \text{for HIRAX}. \quad (3.10)$$

For all  $z$ , (3.10) is much larger than (3.7).

In summary, for the surveys considered, we have

$$\text{SKA (SD):} \quad \ell_{\min} = \ell_{\min}^{\text{fground}} = 5, \quad \ell_{\max} = \min\{\ell_{\max}^{\text{nl}}(z), 449(1+z)^{-1}\}, \quad (3.11)$$

$$\text{HIRAX (IF):} \quad \ell_{\min} = \ell_{\min}^{\text{IF}} = 147(1+z)^{-1}, \quad \ell_{\max} = \ell_{\max}^{\text{nl}}(z). \quad (3.12)$$

The different limiting scales are shown in Figure 6.

### 3.1 Intensity mapping noise

To determine the detectability of the angular bispectrum for 21cm intensity surveys with SKA and HIRAX, we have to study the noise for each survey. The 21cm noise power spectrum is dominated by thermal noise (from the sky and the instrument), shot noise can be neglected [6, 39]. For SD and IF modes, the dimensionless noise power spectrum in a single redshift bin has the form [4, 32]

$$\mathcal{N}_{\ell}(z) = \frac{2\pi f_{\text{sky}}}{t_{\text{tot}} \Delta\nu(z)} \left[ \frac{T_{\text{sys}}(z)}{\bar{T}_{\text{HI}}(z)} \right]^2 \frac{\alpha_{\ell}(z)}{\beta_{\ell}(z)^2}. \quad (3.13)$$

Here  $t_{\text{tot}}$  is the observing time (given in Table 1) and  $\Delta\nu$  is the bandwidth of the redshift bin with width  $\Delta z$ :

$$\Delta\nu = \nu_{21} \frac{\Delta z}{(1+z)^2}. \quad (3.14)$$

The system temperature is made up of instrument and sky contributions:

$$T_{\text{sys}}(z) = T_{\text{ins}} + 60 \left[ \frac{300(1+z)}{\nu_{21}/\text{MHz}} \right]^{2.55} \text{ K}, \quad (3.15)$$

where  $T_{\text{ins}}$  is the instrument temperature (see Table 1) and  $\nu_{21} = 1420$  MHz. The sky temperature is an approximate fit to observations and other fits can be used. The background 21cm brightness temperature is given by [40]

$$\bar{T}_{\text{HI}}(z) = 189h \frac{H_0(1+z)^2}{H(z)} \Omega_{\text{HI}}(z) \text{ mK}. \quad (3.16)$$

Given the paucity of observations,  $\Omega_{\text{HI}}(z) = \bar{\rho}_{\text{HI}}(z)/\rho_{\text{crit}}(0)$  is not well constrained and different simulations can lead to significantly different results. We use the fit [6]

$$\bar{T}_{\text{HI}}(z) = 0.056 + 0.232 z - 0.024 z^2 \text{ mK}. \quad (3.17)$$

Finally, the dish density factor  $\alpha_{\ell}$  and effective beam  $\beta_{\ell}$  differ for SD and IF modes as follows [4, 6, 41, 42].

- SD mode:

$$\alpha_\ell^{\text{SD}}(z) = \frac{1}{N_d}, \quad (3.18)$$

$$\beta_\ell^{\text{SD}}(z) = \exp \left[ -\frac{\ell(\ell+1)}{16 \ln 2} \theta_b(z)^2 \right], \quad (3.19)$$

where  $N_d$  is the number of dishes (see Table 1) and  $\theta_b$  is given by (3.4).

- IF mode:

$$\alpha_\ell^{\text{IF}}(z) = \left[ \frac{\lambda(z)^2}{A_{\text{eff}}} \right]^2 \frac{1}{n_b(z, \ell)}, \quad (3.20)$$

$$\beta_\ell^{\text{IF}}(z) = \theta_b(z), \quad (3.21)$$

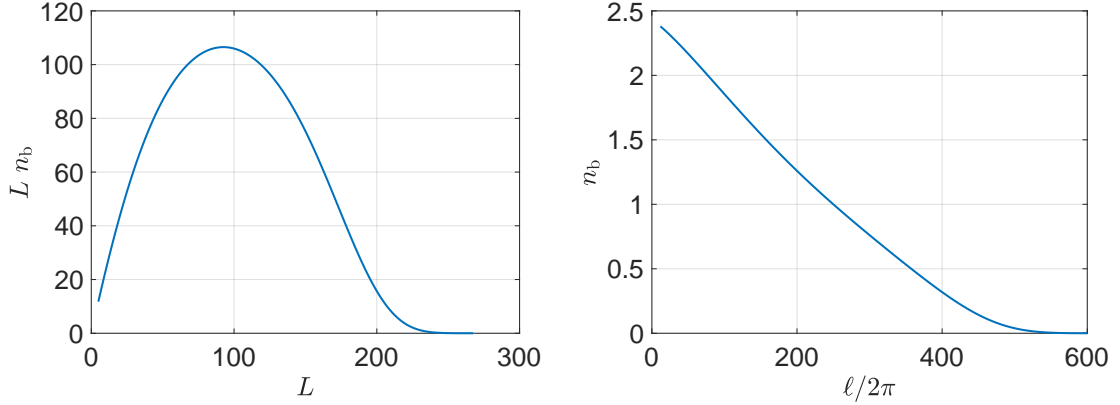
where  $A_{\text{eff}} = 0.7\pi D_d^2/4$  is the effective dish area and  $n_b$  is the baseline density in the image plane, determined by the dish distribution. The forms (3.20), (3.21) apply in the case where the pointings (which cover the field of view) are done sequentially.

HIRAX is an example of a square-packed array. Following [42], we use the fitting formula from [43]:

$$n_b(z, \ell) = N_d(1+z)^2 \left( \frac{\lambda_{21}}{D_d} \right)^2 \left[ \frac{a_1 + a_2(L/L_s)}{1 + a_3(L/L_s)^{a_4}} \right] \exp \left[ -\left( \frac{L}{L_s} \right)^{a_5} \right], \quad (3.22)$$

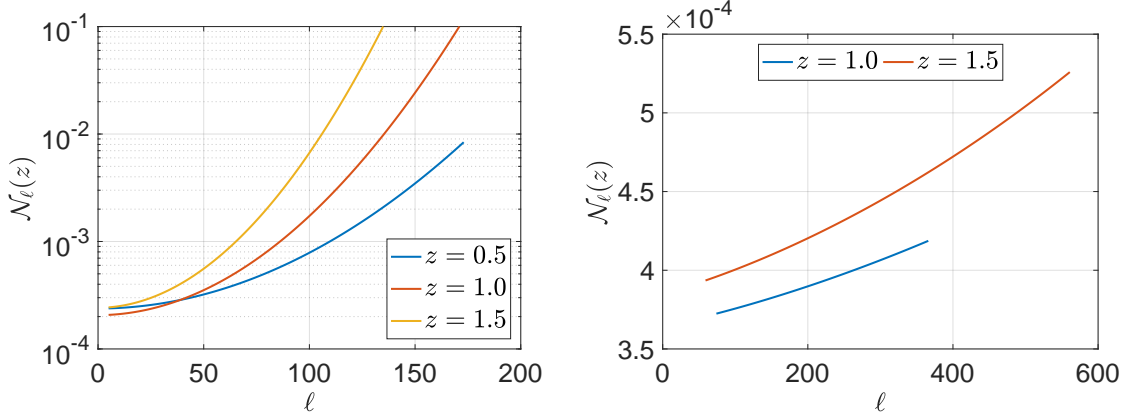
$$L(z, \ell) = \frac{\lambda_{21}}{2\pi} (1+z) \ell. \quad (3.23)$$

Here  $L$  is the baseline radial length,  $L_s = D_d \sqrt{N_d} = 192$  m is the length of the square side and the fitting parameters are  $a_I = (0.4847, -0.3300, 1.3156, 1.5974, 6.8390)$ . See Figure 7.



**Figure 7.** Baseline density for HIRAX at  $z = 1$  as a function of  $L$  (in m) and  $\ell$ .

The noise power spectra for SKA and HIRAX surveys are shown at selected redshifts in Figure 8.



**Figure 8.** SKA (*left*) and HIRAX (*right*) noise at selected redshifts, with  $\Delta z = 10^{-4}$ .

### 3.2 Signal to noise of the bispectrum

The signal to noise ratio (SNR) for a fixed multipole configuration in a single redshift bin is

$$\text{SNR}_{\ell_1 \ell_2 \ell_3}(z) = \frac{|B_{\ell_1 \ell_2 \ell_3}(z)|}{\sigma_{B_{\ell_1 \ell_2 \ell_3}}(z)}. \quad (3.24)$$

The main contribution to the variance, assuming Gaussian initial conditions, comes from the Gaussian part of the 6-point function, given by [12]

$$\sigma_{B_{\ell_1 \ell_2 \ell_3}}^2(z) = f_{\text{sky}}^{-1} \tilde{C}_{\ell_1}(z) \tilde{C}_{\ell_2}(z) \tilde{C}_{\ell_3}(z) (1 + 2\delta_{\ell_1 \ell_2} \delta_{\ell_2 \ell_3} + \delta_{\ell_1 \ell_2} + \delta_{\ell_2 \ell_3} + \delta_{\ell_3 \ell_1}), \quad (3.25)$$

where

$$\tilde{C}_\ell(z) = C_\ell(z) + \mathcal{N}_\ell(z), \quad (3.26)$$

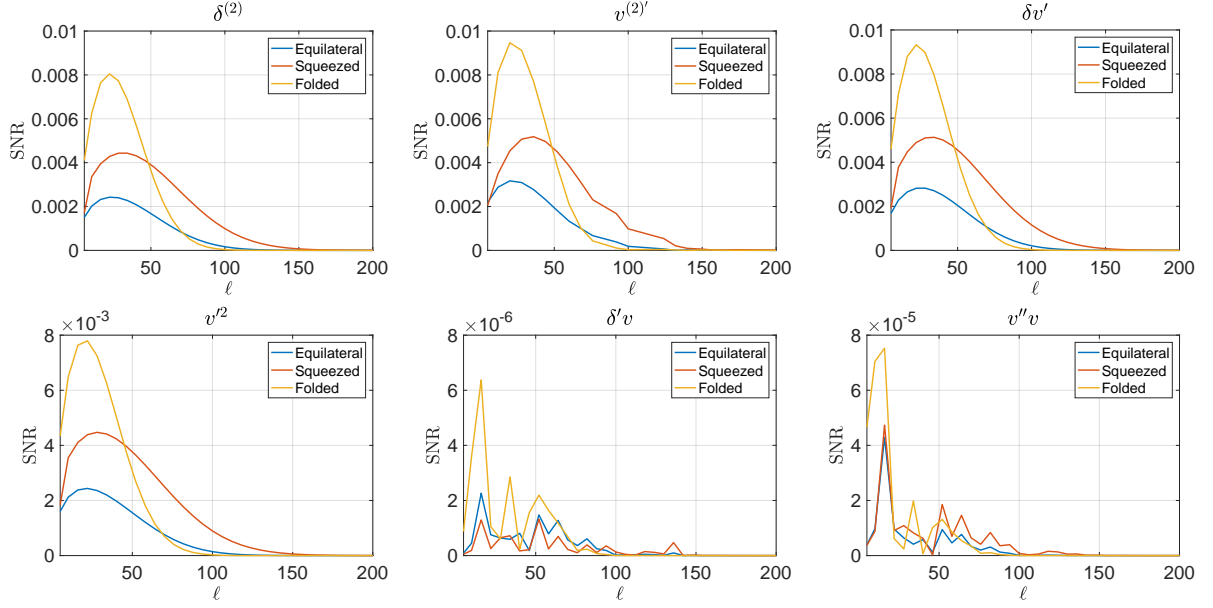
and the noise is given by (3.13). We have generalised the expression in [12] to include noise and to allow for  $f_{\text{sky}} \neq 1$ .

Figure 9 shows the SNR per  $\ell$  for the 3 shapes of Figure 4, in the case of SKA in SD mode (see assumption (A3) below for computation details). The different contributions of  $B_{\ell_1 \ell_2 \ell_3}$  to the SNR, for equilateral, squeezed and flattened shapes, are shown in the 6 panels. As in the case of the theoretical signal, the contribution from the last two panels is subdominant. In all contributions,  $\text{SNR}_{\ell_1 \ell_2 \ell_3}$  becomes negligible for  $\ell \gtrsim 150$ , owing to the effect of the nonlinear cut-off: at  $z = 0.5$ , (3.7) gives  $\ell_{\text{max}}^{\text{nl}} = 173$ . At higher redshifts, the growing contribution of the beam is what effectively cuts out the higher multipoles. This can be seen in Figure 6, where the beam resolution limit  $\ell_{\text{max}}^{\text{res,SD}}$  replaces the nonlinear limit  $\ell_{\text{max}}^{\text{nl}}$  as upper limit for  $z \gtrsim 0.7$ , and in Figure 8 (left), where the noise power spectrum grows much more rapidly with  $\ell$  for  $z = 1$  and  $1.5$  than for  $z = 0.5$ .

We need to compute the cumulative SNR in a redshift bin, summing over all multipoles and all shapes:

$$\text{SNR}(z)^2 = \sum_{\ell_i} \text{SNR}_{\ell_1 \ell_2 \ell_3}(z)^2, \quad (3.27)$$

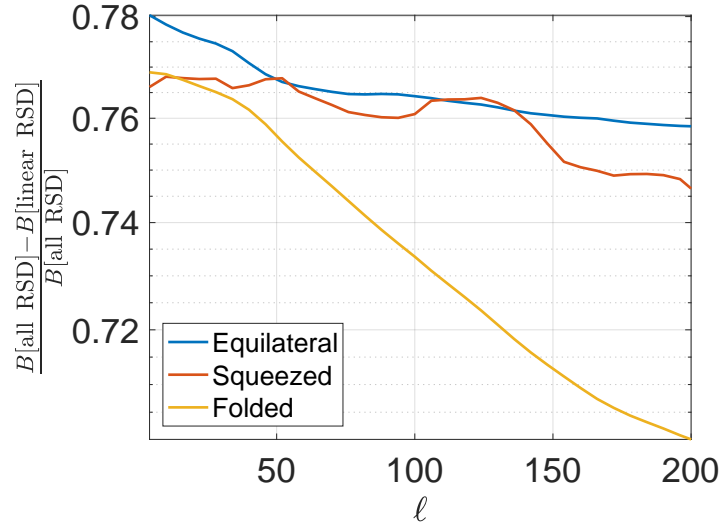
where the sum is over all triangular configurations obtained after imposing the Wigner 3j conditions: (a)  $\ell_1 + \ell_2 + \ell_3$  is even, (b)  $|\ell_1 - \ell_2| \leq \ell_3 \leq \ell_1 + \ell_2$ . We also use  $\ell_1 \leq \ell_2 \leq \ell_3$ , exploiting invariance of the bispectrum under multipole permutations.



**Figure 9.** SNR per  $\ell$  in one redshift bin for equilateral, squeezed ( $\ell_{\text{long}} = 5$ ) and flattened shapes for an SKA intensity map (SD mode) at  $z = 1$ , with  $\Delta z = 10^{-4}$ . The panels show the different contributions in (2.13). For the top middle panel we have used the filter of [44], with order 4 and window size 15.

In order to demonstrate the detectability of the 21cm bispectrum, we only require a rough estimate of the cumulative SNR. With this in mind, we make three simplifying assumptions to speed up the computations:

- (A1) We neglect the second-order RSD contribution to the signal, including only the linear RSD contribution.



**Figure 10.** As in Figure 5, but showing here the fractional contribution (3.28) of linear RSD to the full bispectrum.

In other words, we use

$$B[\text{linear RSD}] = \langle \Delta_1^{(1)} \Delta_2^{(1)} (\Delta_3^{(2)} - R_3^{(2)}) \rangle + 2 \text{ perms},$$

where  $R^{(2)}$  denotes all the RSD terms in (2.3), instead of

$$B[\text{all RSD}] = \langle \Delta_1^{(1)} \Delta_2^{(1)} \Delta_3^{(2)} \rangle + 2 \text{ perms}.$$

Figure 10 shows the fractional contribution

$$\frac{B[\text{all RSD}] - B[\text{linear RSD}]}{B[\text{all RSD}]} \quad (3.28)$$

of the the linear RSD to the full bispectrum for the three shapes, similar to Figure 5. From Figure 10, we see that the linear-only RSD signal is  $\sim 25\%$  of the full signal. This means that we under-estimate the signal, and therefore the SNR, by a factor of  $\sim 4$ , when we include only the linear RSD and exclude the nonlinear RSD contribution. We therefore multiply the SNR calculated from  $B[\text{linear RSD}]$  by a factor of 4, as a rough estimate for the full SNR from  $B[\text{all RSD}]$ .

- (A2) The number of possible triangular configurations with non-vanishing Wigner  $3j$ -symbols rises rapidly as  $\ell_{\text{max}}$  increases. We use the simple approximation proposed in [45]:

$$\text{SNR}_*(z)^2 = n_\Delta \overline{\text{SNR}_{\ell_i}(z)^2}, \quad (3.29)$$

where  $n_\Delta$  is the total number of triangles and the arithmetic mean  $\overline{\text{SNR}_{\ell_i}^2}$  is estimated by computing the SNR for a random selection of triangles.

- (A3) We use a Dirac delta window (see section 3.3) to compute the signal, thus avoiding the numerical complexities of applying a window function in angular redshift space.

For the smallest possible redshift bin-width for next-generation 21cm intensity maps, we take  $\Delta z = 10^{-4}$ , and we use this in the thermal noise (3.13). Effectively, this assumes that the signal with  $\Delta z = 0$  is approximately the same as the signal with  $\Delta z = 10^{-4}$ .

The results based on (A1)–(A3) are shown in Tables 2 and 3. As expected, smaller redshifts lead to larger SNR due to larger non-Gaussianities induced by the non-linear gravitational evolution. While the largest SNRs reported here are already promising for single-bin detection, the  $\text{SNR} \lesssim 1$  cases are also relevant in view of tomographic analysis that can potentially benefit from the joint signal of hundreds of bins and their cross-correlations.

Redshift	$\ell_{\text{min}}$	$\ell_{\text{max}}$	$n_\Delta$	SNR (linear RSD)	SNR (all RSD, estimated)
0.5	5	173	225598	5.04	$\sim 20$
1.0	5	224	485380	0.69	$\sim 3$
1.5	5	179	249576	0.09	$\sim 0.4$

**Table 2.** Cumulative SNR in one redshift bin for an SKA survey: using (3.29) for the linear RSD case, and roughly estimating the full linear + nonlinear RSD contribution by applying a factor 4, as described in (A1) above (see Figure 10).

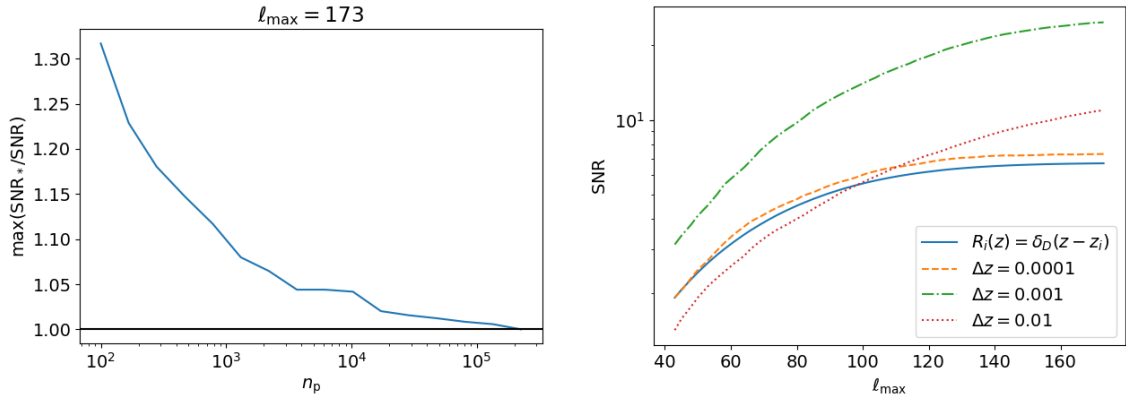
Redshift	$\ell_{\min}$	$\ell_{\max}$	$n_{\Delta}$	SNR (linear RSD)	SNR (all RSD, estimated)
1.0	74	366	1680096	2.78	$\sim 11$
1.5	59	561	7021562	1.08	$\sim 4$

**Table 3.** As in Table 2, for a HIRAX survey.

### 3.3 Consistency checks

In this section, we assess the validity of approximations (A2) and (A3) above. We consider the SKA SD case at  $z = 0.5$ .

For (A2), we estimate the error in SNR induced by approximating the arithmetic mean  $\text{SNR}_{\ell_i}^2$  in (3.29), using only a partial subset of  $n_p$  multipole triangles, instead of all  $n_{\Delta}$  possible triangles. The left panel of Figure 11 shows the deviation with respect to the full result. The latter is obtained by summing over all  $n_{\Delta}$  triangles that we compute up to  $\ell_{\max} = 173$ . To mitigate the risk of under-estimating the error due to the choice of a particular random draw of  $n_p$  triangles, we consider 1000 random draws for each  $n_p$  and compute the maximum cumulative SNR deviation over all draws. From Figure 11, we expect  $\lesssim 10\%$  errors when considering  $\gtrsim 10^3$  triangles.



**Figure 11.** Here we assume an SKA survey at  $z = 0.5$ . *Left:* Estimated error induced by the approximate cumulative  $\text{SNR}_*$  in (3.29), obtained by considering only a partial subset of  $n_p$  multipole triangles. For each  $n_p$ , we consider 1000 random selections of  $n_p$  multipole triangles and plot the largest deviation with respect to the non-approximate cumulative SNR result (3.27). *Right:* Approximate cumulative SNR as a function of the maximum multipole  $\ell_{\max}$  for single redshift bins of different widths.

Next, we check assumption (A3), i.e., whether neglecting the numerically expensive integration over redshift bins recovers the cumulative SNR for the small  $\Delta z = 10^{-4}$  used in our forecasts. The right panel of Figure 11 shows the approximate cumulative SNR as a function of  $\ell_{\max}$  for different redshift bin widths. The case labeled  $R_i(z) = \delta_D(z - z_i)$  corresponds to approximating radial selection functions (see below) as Dirac deltas – i.e., effectively neglecting integration over redshifts, as in our forecasts. For this case, we include a finite  $\Delta z = 10^{-4}$  in the noise term via (3.14). The other cases consistently integrate over

tophat radial selection functions  $R_i(z)$  of width  $\Delta z > 0$ :

$$B_{\ell_1 \ell_2 \ell_3}^{ijk} = \int dz_1 R_i(z_1) \int dz_2 R_j(z_2) \int dz_3 R_k(z_3) B_{\ell_1 \ell_2 \ell_3}(z_1, z_2, z_3), \quad (3.30)$$

$$\sigma_{B_{\ell_1 \ell_2 \ell_3}^{ijk}}^2 = \int dz_1 R_i(z_1) \int dz_2 R_j(z_2) \int dz_3 R_k(z_3) \sigma_{B_{\ell_1 \ell_2 \ell_3}}^2(z_1, z_2, z_3). \quad (3.31)$$

The variance is given by

$$\begin{aligned} f_{\text{sky}} \sigma_{B_{\ell_1 \ell_2 \ell_3}}^2(z_1, z_2, z_3) = & \tilde{C}_{\ell_1}^{11} \tilde{C}_{\ell_2}^{22} \tilde{C}_{\ell_3}^{33} + \left[ \tilde{C}_{\ell_1}^{12} \tilde{C}_{\ell_2}^{23} \tilde{C}_{\ell_3}^{31} + \tilde{C}_{\ell_1}^{13} \tilde{C}_{\ell_2}^{21} \tilde{C}_{\ell_3}^{32} \right] \delta_{\ell_1 \ell_2} \delta_{\ell_2 \ell_3} \\ & + \tilde{C}_{\ell_1}^{11} \tilde{C}_{\ell_2}^{23} \tilde{C}_{\ell_3}^{32} \delta_{\ell_2 \ell_3} + \tilde{C}_{\ell_1}^{12} \tilde{C}_{\ell_2}^{21} \tilde{C}_{\ell_3}^{33} \delta_{\ell_1 \ell_2} + \tilde{C}_{\ell_1}^{13} \tilde{C}_{\ell_2}^{22} \tilde{C}_{\ell_3}^{31} \delta_{\ell_1 \ell_3}, \end{aligned} \quad (3.32)$$

where  $\tilde{C}_\ell^{ij} = C_\ell(z_i, z_j) + \mathcal{N}_\ell(z_i) \delta_{ij}$ . We estimate  $\text{SNR}_*$  by summing over  $n_p \sim 2000$  triangles for each  $\Delta z > 0$  case. The left panel of Figure 11 then suggests  $\lesssim 10\%$  methodological errors.

Our forecast approximation converges well to the case  $\Delta z = 10^{-4}$ , which validates our analysis. The redshift bin of width  $\Delta z = 10^{-3}$  leads to a larger signal for the single redshift bin under consideration, given the smaller impact of the noise. However, smoothing the signal over the even larger  $\Delta z = 10^{-2}$  degrades the SNR as it reduces the signal more strongly than the noise. Note that these individual-bin SNR do not give an accurate picture of the full SNR: smaller  $\Delta z$  values allow for a finer tomographic reconstruction, i.e., a larger number of redshift bins – which increases the SNR. We leave the detailed study of an optimal binning strategy as a future development of our work.

## 4 Conclusions

In this work, we computed the tree-level bispectrum of 21cm intensity mapping induced at second order in perturbations. We worked in directly observable angle-redshift space, which includes all wide-angle, RSD and lensing effects. We showed that, like for the CMB, lensing does not contribute to the tree-level bispectrum. The bispectrum is dominated by the second-order RSD contributions. We expect this finding to be valid also for spectroscopic number count bispectra which, however, also have contributions from lensing.

We computed the SNR for the two near-future surveys SKA-MID (single-dish mode) and HIRAX (interferometric mode). We found that  $\text{SNR} \gtrsim 10$  can be reached in a single bin of width  $\Delta z = 10^{-4}$  for SKA at redshift  $z = 0.5$  and for HIRAX at  $z = 1$ . At other redshifts studied in detail, the single-redshift SNR is less than 5 and several bins need to be combined in order to reach an SNR of 10. Another possibility is to increase the bin width. For example, increasing  $\Delta z = 10^{-4}$  to  $\Delta z = 10^{-3}$  at  $z = 0.5$  leads to an increase of the SNR by a factor of  $\sim 2$ . This is, however less than the number of independent bins of width  $10^{-4}$  that we could place inside a  $\Delta z = 10^{-3}$  bin – and the SNR would be further increased by cross correlations. The optimal binning strategy, in both redshift and multipole space, in order to achieve the best SNR, will depend on the detailed observations and is left for a future project. Here we have shown that the detection of the bispectrum with next-generation radio telescopes is feasible.

Interesting theoretical questions raised include: How does this ‘guaranteed’ bispectrum, which is a consequence of the nonlinearity of gravity on Gaussian initial perturbations, compare with a possible primordial bispectrum from inflation [46]? How does its shape compare with the simple  $f_{\text{NL}}$  non-Gaussianity expected in many inflationary models?



Naively, we expect an inflationary  $f_{\text{NL}}$  to dominate in the squeezed configuration, which is not the case for the bispectrum from nonlinearities investigated here. Therefore, the distinction between these contributions might not be too difficult to detect if the SNR of the experiment and the  $f_{\text{NL}}$  of the model are sufficiently large.

Another avenue for future investigations is the question of how the additional information in the bispectrum can improve constraints on cosmological model parameters.

## Acknowledgments

RK is extremely grateful to Sandeep Sirothia for assistance with software technicalities. FM thanks Stefano Camera for useful discussions. RD and MJ acknowledge support from the Swiss National Science Foundation. RK and RM are supported by the South African Radio Astronomy Observatory and the National Research Foundation (Grant No. 75415). RM is also supported by the UK Science & Technology Facilities Council (Grant ST/N000668/1). FM is supported by the Research Project FPA2015-68048-C3-3-P [MINECO-FEDER] and the Centro de Excelencia Severo Ochoa Program SEV-2016-0597. This work made use of the South African Centre for High Performance Computing, under the project *Cosmology with Radio Telescopes*, ASTRO-0945, and of the Kerbero cluster at IFT-UAM/CSIC (Madrid, Spain).

## A Lensing contributions at higher order

Here we compute the lensing contribution to the 3 and 4-point correlation functions of the HI intensity map. We consider the bispectrum or the 3PCF first. We denote by  $\mathcal{O}(n)$  a perturbation of order  $n$ . Assuming that  $\mathcal{O}(1)$  perturbations are Gaussian, the HI intensity 3PCF is  $\langle \mathcal{O}(4) \rangle \sim \langle \mathcal{O}(1)\mathcal{O}(1)\mathcal{O}(2) \rangle$ . The lensing contribution to the 3PCF at tree level is also  $\langle \mathcal{O}(4) \rangle \sim \langle \mathcal{O}(1)\mathcal{O}(1)\mathcal{O}(2) \rangle$ . In the introduction, we have shown that this contribution is zero.

Gaussianity of  $\mathcal{O}(1)$  perturbations implies that all odd-order expectation values vanish,  $\langle \mathcal{O}(2n+1) \rangle = 0$ . Hence the first nonzero lensing contribution to the 3PCF comes at  $\langle \mathcal{O}(6) \rangle$  which has three types of terms (a)  $\langle \mathcal{O}(1)\mathcal{O}(1)\mathcal{O}(4) \rangle$ , (b)  $\langle \mathcal{O}(1)\mathcal{O}(2)\mathcal{O}(3) \rangle$  and (c)  $\langle \mathcal{O}(2)\mathcal{O}(2)\mathcal{O}(2) \rangle$ . Below we argue that each of these contributions is non-zero. Also for the trispectrum or 4PCF, the lowest order contributions are  $\langle \mathcal{O}(6) \rangle$ , i.e.,  $\langle \mathcal{O}(1)\mathcal{O}(1)\mathcal{O}(2)\mathcal{O}(2) \rangle$  and  $\langle \mathcal{O}(1)\mathcal{O}(1)\mathcal{O}(1)\mathcal{O}(3) \rangle$ .

We compute these lowest order lensing contributions to the bi- and tri-spectrum. The above qualitative analysis suggests that we need to expand the lensed HI fluctuations to 4th order. Thus we write the lensed temperature contrast in terms of the unlensed contrast as

$$\begin{aligned}\Delta^L(z, \mathbf{n}) &= \Delta(z, \mathbf{n} + \nabla_\perp \phi) \\ &= \Delta(z, \mathbf{n}) + \sum_{m=1}^4 \frac{1}{m!} \left[ \nabla_\perp^{a_1} \phi \cdots \nabla_\perp^{a_m} \phi \nabla_{\perp a_1} \cdots \nabla_{\perp a_m} \Delta \right] (z, \mathbf{n}) - \text{average} \\ &= \Delta(z, \mathbf{n}) + \sum_{m=1}^4 L^{(m)}(z, \mathbf{n}) - \langle L^{(2)} \rangle(z) - \langle L^{(4)} \rangle(z),\end{aligned}\tag{A.1}$$

where all orders of  $\phi$  and  $\Delta$  which add together to 4 or less are included in the sum and we assume that the average of  $\Delta$  has been removed.

The lensing potential at first order is given by (1.3). We also need the second- and third-order lensing potentials, which are given by

$$\begin{aligned}\phi^{(2)}(z, \mathbf{n}) &= -2 \int_0^r dr_1 \frac{r-r_1}{rr_1} \varphi^{(2)}(z_1, \mathbf{n}) - 2 \int_0^r dr_1 \frac{r-r_1}{rr_1} \nabla_\perp^a \phi^{(1)}(z_1, \mathbf{n}) \nabla_{\perp a} \varphi^{(1)}(z_1, \mathbf{n}), \\ \phi^{(3)}(z, \mathbf{n}) &= -2 \int_0^r dr_1 \frac{r-r_1}{rr_1} \varphi^{(3)}(z_1, \mathbf{n}) - 2 \int_0^r dr_1 \frac{r-r_1}{rr_1} \nabla_\perp^a \phi^{(1)}(z_1, \mathbf{n}) \nabla_{\perp a} \varphi^{(2)}(z_1, \mathbf{n}) \\ &\quad - \int_0^r dr_1 \frac{r-r_1}{rr_1} \nabla_\perp^{a_1} \phi^{(1)}(z_1, \mathbf{n}) \nabla_\perp^{a_2} \phi^{(1)}(z_1, \mathbf{n}) \nabla_{\perp a_1} \nabla_{\perp a_2} \varphi^{(1)}(z_1, \mathbf{n}) \\ &\quad + 4 \int_0^r dr_1 \frac{r-r_1}{rr_1} \int_0^{r_1} dr_2 \frac{r_1-r_2}{r_1 r_2} \nabla_{\perp a} \left[ \varphi^{(2)}(z_2, \mathbf{n}) \right. \\ &\quad \left. + \nabla_\perp^{a_1} \phi^{(1)}(z_2, \mathbf{n}) \nabla_{\perp a_1} \varphi^{(1)}(z_2, \mathbf{n}) \right] \nabla_{\perp a} \varphi^{(1)}(z_1, \mathbf{n}),\end{aligned}\tag{A.3}$$

where  $r_1 = r(z_1)$  and  $r_2 = r(z_2)$ . Here the terms which include  $\nabla_\perp^a \varphi$  are the so-called post-Born terms, since they take into account the fact that the photon is not exactly propagating along the unperturbed direction  $\mathbf{n}$ . With these expressions, the lensing corrections up to 4th

order are therefore

$$L^{(2)} = \nabla_{\perp}^a \phi^{(1)} \nabla_{\perp a} \Delta^{(1)}, \quad (\text{A.4})$$

$$L^{(3)} = \nabla_{\perp}^a \phi^{(1)} \nabla_{\perp a} \Delta^{(2)} + \frac{1}{2} \nabla_{\perp}^a \phi^{(1)} \nabla_{\perp}^b \phi^{(1)} \nabla_{\perp a} \nabla_{\perp b} \Delta^{(1)} + \nabla_{\perp}^a \phi^{(2)} \nabla_{\perp a} \Delta^{(1)} \quad (\text{A.5})$$

$$L^{(4)} = \nabla_{\perp}^a \phi^{(1)} \nabla_{\perp a} \Delta^{(3)} + \frac{1}{2} \nabla_{\perp}^a \phi^{(1)} \nabla_{\perp}^b \phi^{(1)} \nabla_{\perp a} \nabla_{\perp b} \Delta^{(2)} + \nabla_{\perp}^a \phi^{(2)} \nabla_{\perp}^b \phi^{(1)} \nabla_{\perp a} \nabla_{\perp b} \Delta^{(1)} \quad (\text{A.6})$$

$$+ \frac{1}{6} \nabla_{\perp}^a \phi^{(1)} \nabla_{\perp}^b \phi^{(1)} \nabla_{\perp}^c \phi^{(1)} \nabla_{\perp a} \nabla_{\perp b} \nabla_{\perp c} \Delta^{(1)} + \nabla_{\perp}^a \phi^{(2)} \nabla_{\perp a} \Delta^{(2)} + \nabla_{\perp}^a \phi^{(3)} \nabla_{\perp a} \Delta^{(1)}.$$

In a  $\Lambda$ CDM cosmology at late times, the Weyl potential and the metric potentials are equal at first order:  $\varphi^{(1)} = \Phi^{(1)} = \Psi^{(1)}$ . This also holds at higher order on sub-Hubble scales. Furthermore, the screen-space Laplacian of  $\varphi$  is well approximated by the 3D Laplacian on sub-Hubble scales, and the Poisson equation maintains its Newtonian form. This implies that

$$\nabla_{\perp}^2 \varphi^{(n)} \simeq \nabla^2 \varphi^{(n)} \simeq \nabla^2 \Phi^{(n)} \simeq \frac{3}{2} \Omega_m \mathcal{H}^2 \delta^{(n)}, \quad (\text{A.7})$$

where  $\Omega_m \mathcal{H}^2 = \Omega_{m0} H_0^2 / a$  and  $\delta^{(n)}$  is the Newtonian density contrast (see [30] up to  $n = 3$ ).

### A.1 Lensing contribution to the bispectrum beyond tree level

In this section, we derive the generic expression for the lensing contribution to the HI intensity bispectrum.

We first prove that when we neglect post-Born lensing terms, all higher-order lensing contributions to the bispectrum of the form  $\langle \Delta_1^{(1)} \Delta_2^{(1)} (L^{(m)} - \langle L^{(m)} \rangle) \rangle$  vanish for arbitrary order  $m$ . Note that in order to have an even number of Gaussian first order variables, we must impose  $m$  even, otherwise the expectation value vanishes. We then have an odd number of derivatives of lensing potentials. Contracting them all with  $(\nabla_{\perp}^{a_1} \dots \nabla_{\perp}^{a_{m-1}}) \Delta_3$  just reproduces the second term,  $\langle L^{(m)} \rangle$ . Any contraction of  $\Delta_1 \Delta_2$  with an odd number of  $\nabla_{\perp}^{a_i} \phi_3$  terms vanishes. However, when contracting this factor with an even number of such terms, a term of the form

$$\left( \prod_{j=1}^{2k} \nabla_{\perp}^{a_j} \phi_3 \right) \nabla_{\perp}^{a_1} \dots \nabla_{\perp}^{a_{m-1}} \Delta_3 \quad (\text{A.8})$$

remains. This has an odd number of indices and therefore vanishes due to statistical isotropy (and parity invariance<sup>4</sup>).

The reason is that when neglecting post-Born terms, the lensing terms always come as gradients which when contracted with  $\Delta^{(1)}$  generate a vector and therefore vanish by statistical isotropy. This cancellation of lensing contributions does not occur for the post-Born terms as we now show. Terms of the form  $\langle \Delta_1^{(1)} L_2^{(m)} L_3^{(m')} \rangle$  can also contribute, but only if  $m + m'$  is odd. Since  $m$  and  $m' \geq 2$ , they contribute to the bispectrum at loop level.

For the CMB, the tree-level lensing contribution to the bispectrum vanishes. However, the  $\mathcal{O}(6)$  contribution differs from the CMB result as anticipated in [10]. For CMB one needs an even number of temperature fluctuations and an even number of lensing derivatives since the temperature fluctuations are uncorrelated with the lensing potential which comes from much lower redshifts. For intensity mapping, this is not the case since both lensing

<sup>4</sup>If we do not impose parity invariance we can form non-vanishing rotation invariant tensors with an odd number of indices using the totally anti-symmetric symbol  $\epsilon_{ijk}$ .

and intensity fluctuations come from similar redshifts. Here we present only the terms that contain the intensity contrast  $\Delta^{(1)}$ . In the CMB bispectrum, all these terms vanish.

Let us first consider  $L^{(4)}$  given in (A.6). The terms in the first line do not contribute since they can only form vectors when contracted with  $\Delta^{(1)}$ . The same is true for the first term in the second line. More precisely, a  $\Delta^{(1)}$  must be paired with a term which has an even number of derivatives. Considering the expression for  $\nabla_{\perp}^a \phi^{(3)}$ , one sees that it does have terms which have  $2 \times$  two derivatives and can be paired with  $\Delta_2^{(1)}$  and  $\Delta_2^{(1)}$ . In the same way,  $\nabla_{\perp}^a \phi^{(2)}$  has a two-derivatives term which can be paired with one of the  $\Delta^{(1)}$  while the other one is paired with  $\nabla_{\perp a} \nabla_{\perp b} \Delta^{(1)}$ . Putting this all together, we obtain

$$\begin{aligned}
\delta B[a] \equiv & \langle \Delta_1^{(1)} \Delta_2^{(1)} L_3^{(4)} \rangle = \\
& -2 \int_0^{r_3} dr \frac{r_3 - r}{r_3 r} \langle \nabla_{\perp}^a \nabla_{\perp}^b \phi(z) \Delta_1 \rangle \langle \nabla_{\perp b} \nabla_{\perp c} \varphi(z) \Delta_2 \rangle \langle \nabla_{\perp}^c \phi(z) \nabla_{\perp a} \Delta_3 \rangle \\
& + 4 \int_0^{r_3} dr \frac{r_3 - r}{r_3 r} \int_0^r dr' \frac{r - r'}{r r'} \left[ \langle \nabla_{\perp}^a \nabla_{\perp}^b \phi(z') \Delta_1 \rangle \langle \nabla_{\perp b} \nabla_{\perp c} \varphi(z') \Delta_2 \rangle \langle \nabla_{\perp c} \varphi(z) \nabla_{\perp a} \Delta_3 \rangle \right. \\
& \left. + \langle \nabla_{\perp c} \nabla_{\perp b} \varphi(z') \Delta_2 \rangle \langle \nabla_{\perp}^a \nabla_{\perp b} \varphi(z) \Delta_1 \rangle \langle \nabla_{\perp}^c \phi(z') \nabla_{\perp a} \Delta_3 \rangle \right] \\
& - 2 \langle \Delta_1 \nabla_{\perp}^c \nabla_{\perp}^b \Delta_3 \rangle \int_0^{r_3} dr \frac{r_3 - r}{r_3 r} \left[ \langle \nabla_{\perp}^a \nabla_{\perp c} \varphi(z) \Delta_2 \rangle \langle \nabla_{\perp b} \phi_3 \nabla_{\perp a} \phi(z) \rangle \right. \\
& \left. + \langle \nabla_{\perp}^a \nabla_{\perp c} \phi(z) \Delta_2 \rangle \langle \nabla_{\perp b} \phi_3 \nabla_{\perp}^a \varphi(z) \rangle \right] + (1 \leftrightarrow 2). \tag{A.9}
\end{aligned}$$

Here we no longer indicate the order of the perturbations as it is always the first order. The contributions to  $\phi^{(2)}$  and  $\phi^{(3)}$  which involve  $\varphi^{(2)}$  or  $\varphi^{(3)}$  do not contribute at this level due to statistical isotropy.

Next we consider  $\langle \Delta_1^{(1)} L_2^{(2)} L_3^{(3)} \rangle$ . Here  $L_2$  has two first-order derivative terms which must be paired with two first derivatives from  $L_3^{(3)}$ , while  $\Delta^{(1)}$  must be paired with a second derivative. Considering (A.5) we see that both the second and third terms contribute, leading to:

$$\begin{aligned}
\delta B[b] \equiv & \langle \Delta_1^{(1)} L_2^{(2)} L_3^{(3)} \rangle = \langle \Delta_1 \nabla_{\perp a} \nabla_{\perp b} \Delta_3 \rangle \langle \nabla_{\perp}^c \phi_2 \nabla_{\perp}^a \phi_3 \rangle \langle \nabla_{\perp c} \Delta_2 \nabla_{\perp}^b \phi_3 \rangle \\
& - 2 \langle \nabla_{\perp c} \Delta_2 \nabla_{\perp a} \Delta_3 \rangle \int_0^{r_3} dr \frac{r_3 - r}{r_3 r} \left[ \langle \nabla_{\perp}^a \nabla_{\perp}^b \phi(z) \Delta_1 \rangle \langle \nabla_{\perp b} \varphi(z) \nabla_{\perp}^c \phi_2 \rangle \right. \\
& \left. + \langle \nabla_{\perp c} \phi_2 \nabla_{\perp b} \phi(z) \rangle \langle \Delta_1 \nabla_{\perp a} \nabla_{\perp}^b \varphi(z) \rangle \right] \\
& - 2 \langle \nabla_{\perp}^a \Delta_3 \nabla_{\perp}^c \phi_2 \rangle \int_0^{r_3} dr \frac{r_3 - r}{r_3 r} \left[ \langle \nabla_{\perp a} \nabla_{\perp}^b \varphi(z) \Delta_1 \rangle \langle \nabla_{\perp b} \phi(z) \nabla_{\perp c} \Delta_2 \rangle \right. \\
& \left. + \langle \nabla_{\perp a} \Delta_2 \nabla_{\perp}^c \varphi(r) \rangle \langle \Delta_1 \nabla_{\perp c} \nabla_{\perp}^b \phi(z) \rangle \right] + (1 \leftrightarrow 2), \tag{A.10}
\end{aligned}$$

$$\delta B[c] \equiv \langle L_1^{(2)} L_2^{(2)} L_3^{(2)} \rangle = \langle \nabla_{\perp}^a \Delta_1 \nabla_{\perp}^b \Delta_2 \rangle \langle \nabla_{\perp}^c \Delta_3 \nabla_{\perp a} \phi_1 \rangle \langle \nabla_{\perp b} \phi_2 \nabla_{\perp c} \phi_3 \rangle + \text{perm.} \tag{A.11}$$

In (A.11), the permutations add all possible terms which contract different points only. There are 8 permutations in total.

Of course, each of the terms with derivatives which are of the form  $\langle \nabla_{\perp a} X_i \nabla_{\perp b} Y_j \rangle$  or  $\langle X_j \nabla_{\perp a} \nabla_{\perp b} Y_j \rangle$  are proportional to  $\delta_b^a$ . It is straightforward though tedious to transform these 6th order expressions into  $\ell$ -space. Since we do not evaluate them in this work, we do not perform this transformation. We also have not given the terms which are higher order in  $\Delta$ , since these have counterparts in the CMB bispectrum.

## A.2 Lensing contribution to the tree-level trispectrum

In this section, we calculate the HI intensity lensed trispectrum at the tree level, via the lensed 4PCF in redshift space:

$$T^L = \langle \Delta_1^L \Delta_2^L \Delta_3^L \Delta_4^L \rangle = \langle \Delta_1 \Delta_2 \Delta_3 \Delta_4 \rangle + \delta T. \quad (\text{A.12})$$

Here  $\delta T$  is the lensing correction to the unlensed  $T$ .

At tree level, the 4PCF is of the form  $\langle O(1)O(1)O(1)O(3) \rangle + \langle O(1)O(1)O(2)O(2) \rangle$ . In detail:

$$\begin{aligned} T^L &= \langle \Delta_1^{(1)} \Delta_2^{(1)} \Delta_3^{(1)} [\Delta_4^{(3)} + L_4^{(3)}] \rangle + 3 \text{ perms} \\ &\quad + \langle \Delta_1^{(1)} \Delta_2^{(1)} [\Delta_3^{(2)} + L_3^{(2)} - \langle L_3^{(2)} \rangle] [\Delta_4^{(2)} + L_4^{(2)} - \langle L_4^{(2)} \rangle] \rangle + 5 \text{ perms} \end{aligned} \quad (\text{A.13})$$

The tree-level lensing correction is thus made up of two parts:

$$\delta T[1] = \langle \Delta_1^{(1)} \Delta_2^{(1)} \Delta_3^{(1)} L_4^{(3)} \rangle + 3 \text{ perms} \quad (\text{A.14})$$

$$\begin{aligned} \delta T[2] &= \langle \Delta_1^{(1)} \Delta_2^{(1)} \Delta_3^{(2)} L_4^{(2)} \rangle - \langle \Delta_1^{(1)} \Delta_2^{(1)} \Delta_3^{(2)} \rangle \langle L_4^{(2)} \rangle + \langle \Delta_1^{(1)} \Delta_2^{(1)} \rangle \langle L_3^{(2)} \rangle \langle L_4^{(2)} \rangle \\ &\quad + \langle \Delta_1^{(1)} \Delta_2^{(1)} L_3^{(2)} \Delta_4^{(2)} \rangle + \langle \Delta_1^{(1)} \Delta_2^{(1)} L_3^{(2)} L_4^{(2)} \rangle - \langle \Delta_1^{(1)} \Delta_2^{(1)} L_3^{(2)} \rangle \langle L_4^{(2)} \rangle \\ &\quad - \langle \Delta_1^{(1)} \Delta_2^{(1)} \Delta_4^{(2)} \rangle \langle L_3^{(2)} \rangle - \langle \Delta_1^{(1)} \Delta_2^{(1)} L_4^{(2)} \rangle \langle L_3^{(2)} \rangle + 5 \text{ perms} \end{aligned} \quad (\text{A.15})$$

**$\delta T[1]$  term:**

$$\begin{aligned} \delta T[1] &= \frac{1}{2} \langle \Delta_1^{(1)} \Delta_2^{(1)} \Delta_3^{(1)} \nabla_{\perp}^a \phi_4 \nabla_{\perp}^b \phi_4 \nabla_{\perp a} \nabla_{\perp b} \Delta_4^{(1)} \rangle \\ &\quad - 2 \int_0^{r_4} d\tilde{r} \frac{r_4 - \tilde{r}}{r_4 \tilde{r}} \langle \Delta_1^{(1)} \Delta_2^{(1)} \Delta_3^{(1)} \nabla_{\perp}^b \Delta_4^{(1)} \nabla_{\perp}^a \tilde{\phi}_4 \nabla_{\perp a} \nabla_{\perp b} \tilde{\Phi}_4 \rangle \\ &\quad + 3 \text{ perms} \end{aligned} \quad (\text{A.16})$$

For the non-integrated term:

$$\delta T[1a] = \frac{1}{2} \langle \nabla_{\perp}^a \phi_4 \nabla_{\perp}^b \phi_4 \rangle \left[ \langle \Delta_1^{(1)} \Delta_2^{(1)} \rangle \langle \Delta_3^{(1)} \nabla_{\perp a} \nabla_{\perp b} \Delta_4^{(1)} \rangle + (2 \leftrightarrow 3) + (1 \leftrightarrow 3) \right] \quad (\text{A.17})$$

where we used  $\langle X \nabla_{\perp}^a Y \rangle = 0$  from statistical isotropy. Since the ensemble average of the traceless part of a tensor is zero, we find

$$\delta T[1a] = \frac{1}{4} \langle \Delta_1^{(1)} \Delta_2^{(1)} \rangle \langle \nabla_{\perp}^a \phi_4 \nabla_{\perp a} \phi_4 \rangle \langle \Delta_3^{(1)} \nabla_{\perp}^2 \Delta_4^{(1)} \rangle + (2 \leftrightarrow 3) + (1 \leftrightarrow 3) \quad (\text{A.18})$$

For the integrated term:

$$\begin{aligned}\delta T[1b] = & -\langle \Delta_1^{(1)} \Delta_2^{(1)} \rangle \int_0^{r_4} d\tilde{r} \frac{r_4 - \tilde{r}}{r_4 \tilde{r}} \langle \nabla_\perp^a \Delta_4^{(1)} \nabla_{\perp a} \tilde{\phi}_4 \rangle \langle \Delta_3^{(1)} \nabla_\perp^2 \tilde{\phi}_4 \rangle \\ & + (2 \leftrightarrow 3) + (1 \leftrightarrow 3)\end{aligned}\quad (\text{A.19})$$

Note: using the approximation (A.7), we could replace  $\nabla_\perp^2 \varphi$  by  $3\Omega_m \mathcal{H}^2 \delta/2$ .

**$\delta T[2]$  term:**

The first term is of the form

$$\langle \Delta_1^{(1)} \Delta_2^{(1)} \Delta_3^{(2)} L_4^{(2)} \rangle \sim \langle \Delta_1^{(1)} \Delta_2^{(1)} \Delta_3^{(1)} \Delta_3^{(1)} \nabla_\perp \Delta_4^{(1)} \nabla_\perp \phi_4 \rangle = \langle ABCDEF \rangle \quad (\text{A.20})$$

By statistical isotropy,  $\langle AE \rangle$ ,  $\langle AF \rangle$ ,  $\langle BE \rangle$  and  $\langle BF \rangle$  will vanish and applying Wick to (A.20) we find

$$\begin{aligned}& \langle AB \rangle [\langle CE \rangle \langle DF \rangle + \langle CF \rangle \langle DE \rangle] + [\langle AB \rangle \langle CD \rangle + \langle AC \rangle \langle BD \rangle + \langle AD \rangle \langle BC \rangle] \langle EF \rangle \\ & = \langle AB \rangle \langle CDEF \rangle - \langle AB \rangle \langle CD \rangle \langle EF \rangle + \langle ABCD \rangle \langle EF \rangle \\ & = \langle \Delta_1^{(1)} \Delta_2^{(1)} \rangle \langle \Delta_3^{(2)} L_4^{(2)} \rangle - \langle \Delta_1^{(1)} \Delta_2^{(1)} \rangle \langle \Delta_3^{(2)} \rangle \langle L_4^{(2)} \rangle + \langle \Delta_1^{(1)} \Delta_2^{(1)} \Delta_3^{(2)} \rangle \langle L_4^{(2)} \rangle\end{aligned}\quad (\text{A.21})$$

The 3rd term in the last line of (A.21) is the same as 2nd term of  $\delta B[2]$  given in (A.15) and thus they will cancel. Similarly, the 4th and 7th terms of (A.15) can be simplified. The remaining terms of (A.15) can be similarly treated. We obtain

$$\begin{aligned}\delta T[2] = & \frac{1}{4} \langle \Delta_1^{(1)} \Delta_2^{(1)} \rangle \left\{ \left[ \langle \nabla_\perp^a \phi_3 \nabla_{\perp a} \phi_4 \rangle \langle \nabla_\perp^a \Delta_3^{(1)} \nabla_{\perp a} \Delta_4^{(1)} \rangle + \langle \nabla_\perp^a \phi_3 \nabla_{\perp a} \Delta_4^{(1)} \rangle \langle \nabla_\perp^a \Delta_3^{(1)} \nabla_{\perp a} \phi_4 \rangle \right] \right. \\ & \left. + 4 \left[ \langle \Delta_3^{(2)} L_4^{(2)} \rangle - \langle \Delta_3^{(2)} \rangle \langle L_4^{(2)} \rangle + (3 \leftrightarrow 4) \right] \right\} + 5 \text{ perms}\end{aligned}\quad (\text{A.22})$$

**$\delta T$  final:**

The lensing correction to the 4PCF follows from (A.22) and by using (A.18) and (A.19) in (A.16):

$$\begin{aligned}\delta T = & \frac{1}{4} \langle \Delta_1^{(1)} \Delta_2^{(1)} \rangle \left\{ \langle \nabla_\perp^a \phi_4 \nabla_{\perp a} \phi_4 \rangle \langle \Delta_3^{(1)} \nabla_\perp^2 \Delta_4^{(1)} \rangle - 4 \int_0^{r_4} d\tilde{r} \frac{r_4 - \tilde{r}}{r_4 \tilde{r}} \langle \nabla_\perp^a \Delta_4^{(1)} \nabla_{\perp a} \tilde{\phi}_4 \rangle \langle \Delta_3^{(1)} \nabla_\perp^2 \tilde{\phi}_4 \rangle \right\} \\ & + (2 \leftrightarrow 3) + (1 \leftrightarrow 3) + 3 \text{ Perms} \\ & + \frac{1}{4} \langle \Delta_1^{(1)} \Delta_2^{(1)} \rangle \left\{ \left[ \langle \nabla_\perp^a \phi_3 \nabla_{\perp a} \phi_4 \rangle \langle \nabla_\perp^a \Delta_3^{(1)} \nabla_{\perp a} \Delta_4^{(1)} \rangle + \langle \nabla_\perp^a \phi_3 \nabla_{\perp a} \Delta_4^{(1)} \rangle \langle \nabla_\perp^a \Delta_3^{(1)} \nabla_{\perp a} \phi_4 \rangle \right] \right. \\ & \left. + 4 \left[ \langle \Delta_3^{(2)} L_4^{(2)} \rangle - \langle \Delta_3^{(2)} \rangle \langle L_4^{(2)} \rangle + (3 \leftrightarrow 4) \right] \right\} + 5 \text{ perms}\end{aligned}\quad (\text{A.23})$$

## References

- [1] J. Fonseca, M. Silva, M. G. Santos and A. Cooray, *Cosmology with intensity mapping techniques using atomic and molecular lines*, *Mon. Not. Roy. Astron. Soc.* **464** (2017) 1948 [[1607.05288](#)].
- [2] E. D. Kovetz et al., *Line-Intensity Mapping: 2017 Status Report*, [1709.09066](#).
- [3] A. Hall, C. Bonvin and A. Challinor, *Testing General Relativity with 21-cm intensity mapping*, *Phys. Rev. D* **87** (2013) 064026 [[1212.0728](#)].
- [4] P. Bull, P. G. Ferreira, P. Patel and M. G. Santos, *Late-time cosmology with 21cm intensity mapping experiments*, *Astrophys. J.* **803** (2015) 21 [[1405.1452](#)].
- [5] SKA collaboration, *Cosmology with Phase 1 of the Square Kilometre Array: Red Book 2018: Technical specifications and performance forecasts*, *Publ. Astron. Soc. Austral.* **37** (2020) e007 [[1811.02743](#)].
- [6] J. Fonseca, J.-A. Viljoen and R. Maartens, *Constraints on the growth rate using the observed galaxy power spectrum*, *JCAP* **12** (2019) 028 [[1907.02975](#)].
- [7] D. Alonso, P. Bull, P. G. Ferreira, R. Maartens and M. Santos, *Ultra large-scale cosmology in next-generation experiments with single tracers*, *Astrophys. J.* **814** (2015) 145 [[1505.07596](#)].
- [8] J. Fonseca, S. Camera, M. Santos and R. Maartens, *Hunting down horizon-scale effects with multi-wavelength surveys*, *Astrophys. J. Lett.* **812** (2015) L22 [[1507.04605](#)].
- [9] O. Umeh, R. Maartens and M. Santos, *Nonlinear modulation of the HI power spectrum on ultra-large scales. I*, *JCAP* **03** (2016) 061 [[1509.03786](#)].
- [10] M. Jalilvand, E. Majerotto, R. Durrer and M. Kunz, *Intensity mapping of the 21 cm emission: lensing*, *JCAP* **01** (2019) 020 [[1807.01351](#)].
- [11] E. Di Dio, R. Durrer, G. Marozzi and F. Montanari, *The bispectrum of relativistic galaxy number counts*, *JCAP* **01** (2016) 016 [[1510.04202](#)].
- [12] E. Di Dio, R. Durrer, R. Maartens, F. Montanari and O. Umeh, *The Full-Sky Angular Bispectrum in Redshift Space*, *JCAP* **04** (2019) 053 [[1812.09297](#)].
- [13] O. Umeh, S. Jolicœur, R. Maartens and C. Clarkson, *A general relativistic signature in the galaxy bispectrum: the local effects of observing on the lightcone*, *JCAP* **03** (2017) 034 [[1610.03351](#)].
- [14] J. Yoo, *General Relativistic Description of the Observed Galaxy Power Spectrum: Do We Understand What We Measure?*, *Phys. Rev. D* **82** (2010) 083508 [[1009.3021](#)].
- [15] A. Challinor and A. Lewis, *The linear power spectrum of observed source number counts*, *Phys. Rev. D* **84** (2011) 043516 [[1105.5292](#)].
- [16] C. Bonvin and R. Durrer, *What galaxy surveys really measure*, *Phys. Rev. D* **84** (2011) 063505 [[1105.5280](#)].
- [17] D. Bertacca, R. Maartens and C. Clarkson, *Observed galaxy number counts on the lightcone up to second order: I. Main result*, *JCAP* **09** (2014) 037 [[1405.4403](#)].
- [18] J. Yoo and M. Zaldarriaga, *Beyond the Linear-Order Relativistic Effect in Galaxy Clustering: Second-Order Gauge-Invariant Formalism*, *Phys. Rev. D* **90** (2014) 023513 [[1406.4140](#)].
- [19] E. Di Dio, R. Durrer, G. Marozzi and F. Montanari, *Galaxy number counts to second order and their bispectrum*, *JCAP* **12** (2014) 017 [[1407.0376](#)].
- [20] A. Kehagias, A. Moradinezhad Dizgah, J. Noreña, H. Perrier and A. Riotto, *A Consistency Relation for the Observed Galaxy Bispectrum and the Local non-Gaussianity from Relativistic Corrections*, *JCAP* **08** (2015) 018 [[1503.04467](#)].

- [21] S. Jolicoeur, O. Umeh, R. Maartens and C. Clarkson, *Imprints of local lightcone projection effects on the galaxy bispectrum. II*, *JCAP* **1709** (2017) 040 [[1703.09630](#)].
- [22] S. Jolicoeur, O. Umeh, R. Maartens and C. Clarkson, *Imprints of local lightcone projection effects on the galaxy bispectrum. Part III. Relativistic corrections from nonlinear dynamical evolution on large-scales*, *JCAP* **1803** (2018) 036 [[1711.01812](#)].
- [23] S. Jolicoeur, A. Allahyari, C. Clarkson, J. Larena, O. Umeh and R. Maartens, *Imprints of local lightcone projection effects on the galaxy bispectrum IV: Second-order vector and tensor contributions*, *JCAP* **03** (2019) 004 [[1811.05458](#)].
- [24] C. Clarkson, E. M. de Weerd, S. Jolicoeur, R. Maartens and O. Umeh, *The dipole of the galaxy bispectrum*, *Mon. Not. Roy. Astron. Soc.* **486** (2019) L101 [[1812.09512](#)].
- [25] R. Maartens, S. Jolicoeur, O. Umeh, E. M. De Weerd, C. Clarkson and S. Camera, *Detecting the relativistic galaxy bispectrum*, *JCAP* **03** (2020) 065 [[1911.02398](#)].
- [26] E. M. de Weerd, C. Clarkson, S. Jolicoeur, R. Maartens and O. Umeh, *Multipoles of the relativistic galaxy bispectrum*, *JCAP* **05** (2020) 018 [[1912.11016](#)].
- [27] V. Desjacques, D. Jeong and F. Schmidt, *Large-Scale Galaxy Bias*, *Phys. Rept.* **733** (2018) 1 [[1611.09787](#)].
- [28] J. T. Nielsen and R. Durrer, *Higher order relativistic galaxy number counts: dominating terms*, *JCAP* **03** (2017) 010 [[1606.02113](#)].
- [29] E. Komatsu and D. N. Spergel, *Acoustic signatures in the primary microwave background bispectrum*, *Phys. Rev. D* **63** (2001) 063002 [[astro-ph/0005036](#)].
- [30] F. Bernardeau, S. Colombi, E. Gaztanaga and R. Scoccimarro, *Large scale structure of the universe and cosmological perturbation theory*, *Phys. Rept.* **367** (2002) 1 [[astro-ph/0112551](#)].
- [31] L. Newburgh et al., *HIRAX: A Probe of Dark Energy and Radio Transients*, *Proc. SPIE Int. Soc. Opt. Eng.* **9906** (2016) 99065X [[1607.02059](#)].
- [32] D. Alonso, P. G. Ferreira, M. J. Jarvis and K. Moodley, *Calibrating photometric redshifts with intensity mapping observations*, *Phys. Rev. D* **96** (2017) 043515 [[1704.01941](#)].
- [33] H.-M. Zhu, U.-L. Pen, Y. Yu and X. Chen, *Recovering lost 21 cm radial modes via cosmic tidal reconstruction*, *Phys. Rev. D* **98** (2018) 043511 [[1610.07062](#)].
- [34] C. Modi, M. White, A. Slosar and E. Castorina, *Reconstructing large-scale structure with neutral hydrogen surveys*, *JCAP* **11** (2019) 023 [[1907.02330](#)].
- [35] A. Witzemann, D. Alonso, J. Fonseca and M. G. Santos, *Simulated multitracers analyses with HI intensity mapping*, *Mon. Not. Roy. Astron. Soc.* **485** (2019) 5519 [[1808.03093](#)].
- [36] C. J. Schmit, A. F. Heavens and J. R. Pritchard, *The gravitational and lensing-ISW bispectrum of 21 cm radiation*, *Mon. Not. Roy. Astron. Soc.* **483** (2019) 4259 [[1810.00973](#)].
- [37] E. Di Dio, F. Montanari, R. Durrer and J. Lesgourgues, *Cosmological Parameter Estimation with Large Scale Structure Observations*, *JCAP* **01** (2014) 042 [[1308.6186](#)].
- [38] V. Yankelevich and C. Porciani, *Cosmological information in the redshift-space bispectrum*, *Mon. Not. Roy. Astron. Soc.* **483** (2019) 2078 [[1807.07076](#)].
- [39] T.-C. Chang, U.-L. Pen, J. B. Peterson and P. McDonald, *Baryon Acoustic Oscillation Intensity Mapping as a Test of Dark Energy*, *Phys. Rev. Lett.* **100** (2008) 091303 [[0709.3672](#)].
- [40] F. Villaescusa-Navarro et al., *Ingredients for 21 cm Intensity Mapping*, *Astrophys. J.* **866** (2018) 135 [[1804.09180](#)].
- [41] M. Jalilvand, E. Majerotto, C. Bonvin, F. Lacasa, M. Kunz, W. Naidoo et al., *New Estimator for Gravitational Lensing Using Galaxy and Intensity Mapping Surveys*, *Phys. Rev. Lett.* **124** (2020) 031101 [[1907.00071](#)].



- [42] D. Karagiannis, A. z. Slosar and M. Liguori, *Forecasts on Primordial non-Gaussianity from 21 cm Intensity Mapping experiments*, [1911.03964](#).
- [43] COSMIC VISIONS 21 CM collaboration, *Inflation and Early Dark Energy with a Stage II Hydrogen Intensity Mapping experiment*, [1810.09572](#).
- [44] A. Savitzky and M. J. E. Golay, *Smoothing and differentiation of data by simplified least squares procedures.*, *Analytical Chemistry* **36** (1964) 1627.
- [45] F. Montanari and S. Camera, “Speeding up the detectability of the harmonic-space galaxy bispectrum.” In preparation.
- [46] E. Di Dio, H. Perrier, R. Durrer, G. Marozzi, A. Moradinezhad Dizgah, J. Noreña et al., *Non-Gaussianities due to Relativistic Corrections to the Observed Galaxy Bispectrum*, *JCAP* **03** (2017) 006 [[1611.03720](#)].