

Improved BBN constraints on heavy neutral leptons

A. Boyarsky,¹ M. Ovchinnikov,¹ O. Ruchayskiy,² and V. Syvolap²

¹*Instituut-Lorentz for Theoretical Physics, Universiteit Leiden,
Niels Bohrweg 2, 2333 CA Leiden, The Netherlands*

²*Niels Bohr Institute, University of Copenhagen,
Blegdamsvej 17, DK-2100 Copenhagen, Denmark*

We constrain the lifetime of thermally produced Heavy Neutral Leptons (HNLs) from Big Bang Nucleosynthesis. We show that even a small fraction of mesons present in the primeval plasma leads to the over-production of the primordial helium-4. This constrains the lifetime of HNLs to be $\tau_N < 0.02$ sec for masses above the mass of pion (as compared to 0.1 sec reported previously). In combination with accelerator searches, this allows us to put a new lower bound on the HNLs masses and to define the “bottom line” for HNL searches at the future Intensity Frontier experiments.

Introduction. Heavy neutral leptons (HNLs or right-handed neutrinos) are hypothetical particles capable of explaining neutrino masses and oscillations [1] and resolving other beyond-the-Standard-Model phenomena: the origin of the baryon asymmetry of the Universe [see e.g. 2] and the nature of dark matter [3]. Extending the Standard Model with exactly three HNLs with masses below the electroweak scale and not other heavy physics allows explaining all three beyond-the-Standard-Model phenomena [4–6]. An attractive feature of the models with MeV–GeV scale HNLs is that they can be tested by a combination of accelerator searches at the LHC ([see e.g. 1, 7] and refs. therein) and future intensity frontier experiments [see e.g. 8].

The single requirement that HNLs contribute sizeably to the masses of neutrinos combined with existing accelerator exclusions does not allow putting a lower bound on the HNL mass. *Such a lower bound can be obtained if we add to the picture constraints from Big Bang nucleosynthesis (BBN).* Primordial abundances of ^4He and D are measured with high accuracy [9–14]. Their agreement with the Standard Model predictions [15–19] serves as one of the “pillars” of modern cosmology.

The success of the Standard Model-based BBN (SBBN) predictions permits using it to constrain hypothetical particles with lifetimes as small as $\mathcal{O}(10^{-2})$ s ([see e.g. 20] for review). In particular, decays of HNLs in MeV-temperature plasma affect two observable quantities: (i) the abundances of light elements (in this paper we consider only ^4He); (ii) the effective number of relativistic species, N_{eff} . This was used to put an upper bound on HNL lifetime [21–32]. These bounds were obtained using decays of HNLs into electromagnetic particles and neutrinos.

The goal of this paper is to derive BBN bounds for HNLs that can decay into mesons. The effect of mesons on the MeV plasma is qualitatively different as they interact with protons and neutrons via strong interactions. Although lifetimes of mesons, $\tau_{\text{meson}} \sim 10^{-8}$ s, are orders of magnitude smaller than any relevant BBN time scales, they can be present in the plasma as long as HNLs are still abundant and decay. $p \rightarrow n$ and $n \rightarrow p$ reactions driven by mesons have a cross-section $\mathcal{O}(10^{16})$ larger

than that of weak processes that are normally responsible for the $p \leftrightarrow n$ conversion in the absence of mesons (e.g. in Standard Model BBN). Moreover, these reactions, in both directions, have no threshold and roughly equal cross-sections (due to isotopic symmetry).

Therefore, the presence of even a small fraction of mesons in the plasma quickly equilibrates the number densities of protons and neutrons. Once HNLs decay, mesons also disappear (instantaneously as compared to the time scales relevant for BBN), and the neutron-to-proton ratio n_n/n_p relaxes solely due to the SM (weak) processes. If the HNL’s lifetime is short enough, n_n/n_p relaxes to its SM value before weak reactions freeze out, leaving no observable effect. However, if HNLs (and mesons) survive until $T \simeq 1.5$ MeV and below, there is *not enough time* to completely relax down to the SBBN value. This residual effect leads to a strong upper bound on the HNL lifetime.

In this work, we demonstrate for the first time that the meson-driven effect strengthens the upper bound on the HNL lifetime by a factor ~ 5 (down to 0.02 s) as compared to the previous work [22]. In the context of dark scalars, the meson driven $p \leftrightarrow n$ conversion and its influence on BBN were studied in [33–38].

For temperatures corresponding to such short lifetimes, all Standard Model particles are in thermal equilibrium. This makes all other effects of HNLs on BBN irrelevant and allows deriving the bounds purely analytically, avoiding any computations of complicated Boltzmann equations.

Meson-driven $p \leftrightarrow n$ conversion. Sufficiently heavy HNLs can decay into mesons $h = \pi, K, \text{ etc}$ (see [39, 40] or Appendix C). Charged pions drive the $p \leftrightarrow n$ conversion via [33]

$$\pi^- + p \rightarrow n + \pi^0/\gamma, \quad \pi^+ + n \rightarrow p + \pi^0. \quad (1)$$

The cross-section of these reactions is very large:

$$\frac{\langle \sigma_{p \leftrightarrow n}^\pi v \rangle}{\langle \sigma_{p \leftrightarrow n}^{\text{Weak}} v \rangle} \simeq \frac{1}{G_F^2 m_p^2 T^2} \sim 10^{16} \left(\frac{1 \text{ MeV}}{T} \right)^2, \quad (2)$$

Large cross-section, absence of threshold and isotopic symmetry of these processes mean that if pions are

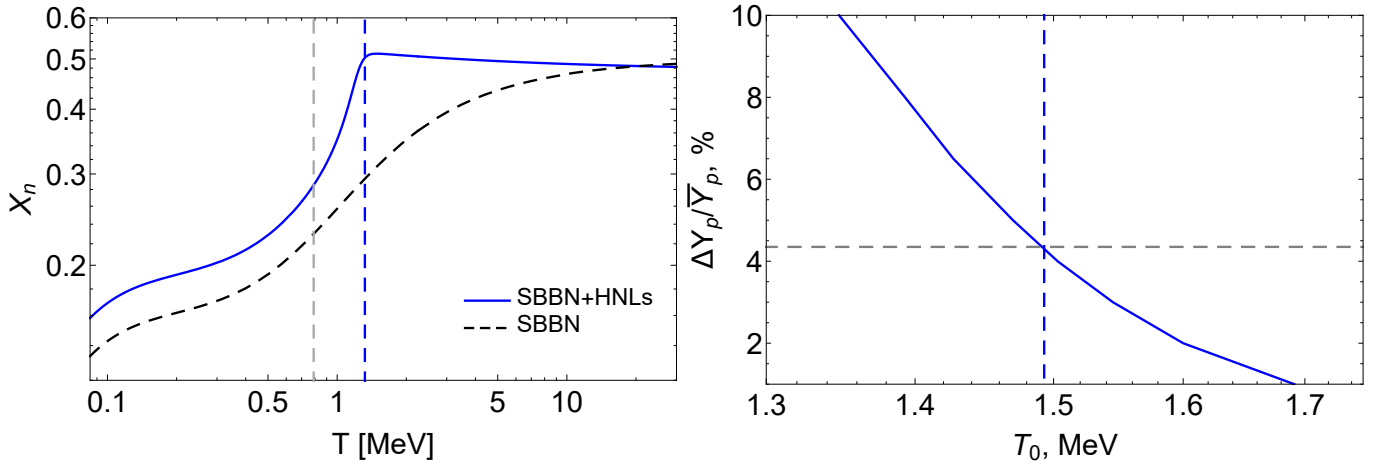


Figure 1. *Left panel*: temperature evolution of the neutron abundance $X_n = n_n/(n_n + n_p)$ in the presence of pions from decays of an HNL with mass $m_N = 400$ MeV and lifetime $\tau_N = 0.03$ s. Below $T \simeq 100$ MeV, pions drive the neutron abundance to $X_n \simeq 0.5$. At temperatures $T_0 \simeq 1.3$ MeV (the blue vertical dashed line) pions disappear, and X_n starts relaxing towards its SBBN value but does not reach it. After the neutron decoupling (the gray vertical line) X_n evolves mainly due to the neutron decays. *Right panel*: a relation between the temperature T_0 (defined by Eq. (7)) and corrections to the ${}^4\text{He}$ abundance, as compared to the SBBN central value $\bar{Y}_p \simeq 0.247$. It corresponds to the case of when only charged pions are present in plasma. The gray horizontal line corresponds to maximally allowed correction $\Delta Y_p/\bar{Y}_p = 4.35\%$ that we adopt in this work (see Appendix A). The intersection of gray and colored lines defines the temperature T_0^{min} . Its actual value in presence of all mesons always lies close to $T_0^{\text{min}} \simeq 1.5$ MeV independently on the HNL mass (see Appendix D 2).

present in the plasma in the amounts at least comparable with that of baryons, they drive the number densities of protons and neutrons to equal values, $n_n/n_p \simeq \langle \sigma_{p \rightarrow n}^{\pi} v \rangle / \langle \sigma_{n \rightarrow p}^{\pi} v \rangle \simeq 1$.¹ The effect of kaons is qualitatively similar, but leads to a slightly different neutron-to-proton ratio (Appendix D 2).

The impact of this effect on primordial ${}^4\text{He}$ abundance depends on how long mesons remain present in plasma in significant amounts. Once mesons are created, they can (i) scatter and lose energy; (ii) decay; (iii) participate in $p \leftrightarrow n$ conversion. The corresponding rates are very different: at MeV temperatures and below, $\Gamma_{\text{scat}}^h \gg \Gamma_{\text{decay}}^h \gg \Gamma_{p \leftrightarrow n}^h$ (see [37]). The instantaneous number density of mesons is an interplay between their production (via decays of HNLs) and their decays:

$$n_h^{\text{inst}} = n_N(T) \cdot \text{Br}_{N \rightarrow h} \frac{\Gamma_{N, \text{dec}}}{\Gamma_{h, \text{dec}}} = n_N(T) \cdot \text{Br}_{N \rightarrow h} \frac{\tau_h}{\tau_N}. \quad (3)$$

Here, $\text{Br}_{N \rightarrow h}$ is the branching of HNLs into mesons (Appendix C). $n_N(T)$ is the number density of HNLs. We consider here HNLs that were produced thermally and decouple at some temperature T_{dec} (Appendix B).²

Therefore,

$$n_N(T) = \left(\frac{a_{\text{dec}}}{a(T)} \right)^3 \cdot n_N^{\text{dec}} \cdot e^{-\frac{t(T)}{\tau_N}}, \quad (4)$$

where n_N^{dec} is the HNL number density at decoupling, and $a(T)$ (a_{dec}) is the scale factor at temperature T (correspondingly, at HNL decoupling).

The number of $p \leftrightarrow n$ reactions per nucleon occurring after time $t \gg \tau_N$ (or below some corresponding temperature $T(t)$) is thus

$$\begin{aligned} N_{p \leftrightarrow n}^h(T) &= \sum_h \int_{t(T)}^{\infty} dt n_h^{\text{inst}}(T) \cdot \langle \sigma_{p \leftrightarrow n}^h v \rangle \approx \\ &\approx \left(\frac{a_{\text{dec}}}{a} \right)^3 \frac{n_N^{\text{dec}}}{n_B} \cdot e^{-\frac{t(T)}{\tau_N}} \cdot \text{Br}_{N \rightarrow h} \cdot P_{\text{conv}}, \end{aligned} \quad (5)$$

where n_B is the baryon number density, the sum goes over meson species and P_{conv} is the probability for a single meson to interact with nucleons before decaying:

$$P_{\text{conv}} \simeq \frac{n_B \cdot \langle \sigma_{p \leftrightarrow n}^h v \rangle}{\Gamma_{\text{decay}}^h}. \quad (6)$$

At $\mathcal{O}(1 \text{ MeV})$ temperatures, $P_{\text{conv}} \sim 10^{-2} - 10^{-1}$, see Appendix D 1.

¹ For each of the processes (1), there are no inverse reactions. Indeed, π^0 decays very fast, whereas γ s quickly lose their energy. Therefore, the conversion (1) is highly non-equilibrium, and the corresponding value of n_n/n_p is not given by the usual Boltzmann exponent.

² Besides thermal production, out-of-equilibrium production

mechanisms of HNLs exist [see e.g. 41, 42], that we leave for future works (see, however, [31] where a part of this parameter space was explored).

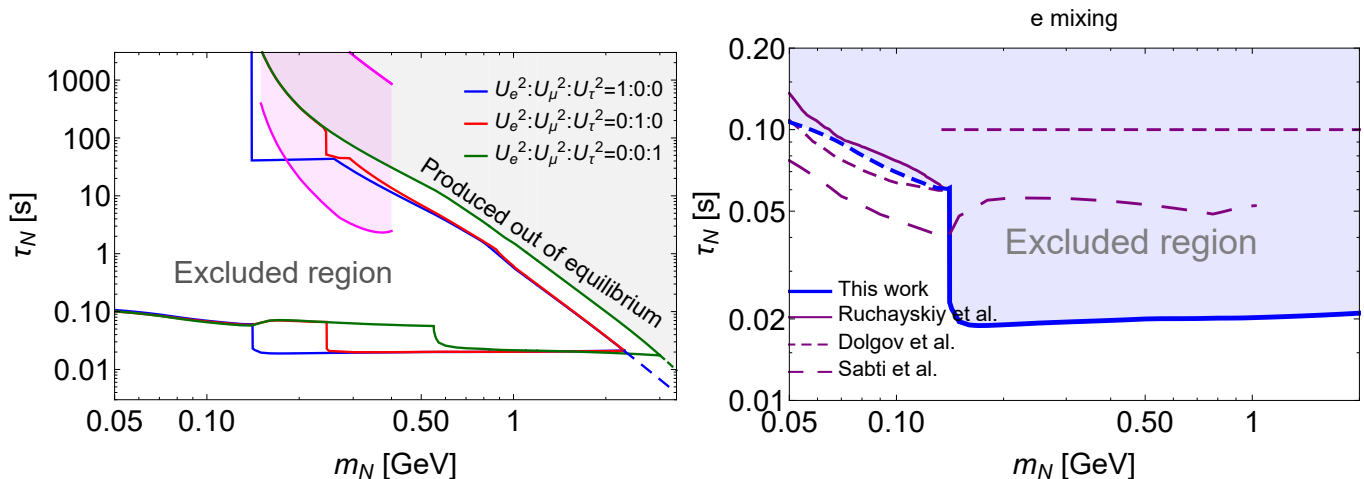


Figure 2. *Left panel*: BBN bounds on HNL lifetime for different mixing patterns. The gray region is excluded as a result of this work (for masses below pion threshold we use the results of [43]). The magenta shaded region corresponds to the domain excluded in [31]. We considered HNLs that are produced thermally and sufficiently short-lived, such that they do not survive until the onset of nuclear reactions (Appendix E). *Right panel*: comparison of the results of this work (thick blue line) with the results of the previous works [22, 25, 32] (purple lines) assuming mixing with electron flavor only. Notice that other works have adopted different values for the maximally admissible ${}^4\text{He}$ abundance when deriving their bounds: $Y_{p,\text{max}} = 0.2696$ in [22, 25] and $Y_{p,\text{max}} = 0.253$ in [32] as compared to $Y_{p,\text{max}} = 0.2573$ in this work (see text for details).

The meson driven conversion keeps the value $n_n/n_p \simeq 1$ roughly until a temperature T_0 when the number of reactions drops below one,

$$N_{p \leftrightarrow n}^h(T_0) \simeq 1, \quad (7)$$

and weak SBBN reactions start to relax the n/p ratio down to its SBBN value, see Fig. 1 (left panel). However, if T_0 is close enough to the freeze-out of weak $p \leftrightarrow n$ processes, occurring at $T_n \simeq 0.8$ MeV, the relaxation is not complete (Fig. 1, right panel). This leads to a positive correction $\Delta(n_n/n_p)$ as compared to the SBBN case, which translates to an increase of the ${}^4\text{He}$ abundance ΔY_p .

In this way, the *upper bound* on the ${}^4\text{He}$ abundance $Y_{p,\text{max}}$ is translated to the *lower bound* $T_0 \geq T_0^{\text{min}}$. Together with the relations (5)–(7), this allow us to find an upper limit on the HNL lifetime τ_N :

$$\tau_N \lesssim \frac{t(T_0^{\text{min}})}{\ln \left[\sum_h \left(\frac{a_{\text{dec}}}{a_0} \right)^3 \frac{n_{N,\text{dec}}^{\text{dec}} P_{\text{conv}} \text{Br}_{N \rightarrow h}}{n_\gamma(T_0^{\text{min}}) \eta_B} \right]}. \quad (8)$$

Here, n_γ is the number density of photons, η_B is the baryon-to-photon ratio, and $t(T)$ is time-temperature relation. $t(T)$ is given by the Standard Model relation: $t(T) = \frac{M_*}{2T^2}$, with $M_* = \frac{M_{\text{Pl}}}{1.66\sqrt{g_*}}$ the reduced Planck mass, where $g_*(T) \simeq 10.6$ for $T \simeq 1 - 2$ MeV.³

Let us rewrite the logarithmic factor in (8) as

$$\left(\frac{a_{\text{dec}}}{a_0} \right)^3 \frac{n_{N,\text{dec}}}{n_\gamma(T_0^{\text{min}})} = \frac{n_{N,\text{dec}}}{n_\gamma(T_{\text{dec}})} \cdot \left(\frac{a_{\text{dec}} T_{\text{dec}}}{a_0 T_0^{\text{min}}} \right)^3. \quad (9)$$

HNLs with $m_N \gtrsim m_\pi$ and lifetimes $\tau_N \ll 0.1$ s decouple while being ultrarelativistic, $T_{\text{dec}} \gg m_N$ (see Appendix B) implying $n_{N,\text{dec}}/n_\gamma(T_{\text{dec}}) \approx 3/2$. In SBBN at temperatures $T \gtrsim 1$ MeV, all particles are at local equilibrium, which define the dynamics of the scale factor:

$$\left(\frac{a_{\text{dec}} T_{\text{dec}}}{a_0 T_0^{\text{min}}} \right)^3 \approx \frac{g_*(T_0^{\text{min}})}{g_*(T_{\text{dec}})} \simeq \frac{1}{8}. \quad (10)$$

Decays of heavy HNLs violate thermal equilibrium at $\mathcal{O}(1)$ MeV and the scaling (10) is not valid. This leads to an additional decrease of this ratio by a factor of 0.1–0.6 for HNL masses $m_\pi \lesssim m_N \lesssim 3$ GeV (we will use $\frac{1}{3}$ for normalization below), see Appendix B.

This results in

$$\tau_N \lesssim \frac{0.023 \left(\frac{1.5 \text{ MeV}}{T_0^{\text{min}}} \right)^2 \text{ s}}{1 + 0.07 \ln \left[\frac{P_{\text{conv}}}{0.1} \frac{\text{Br}_{N \rightarrow h}}{0.4} \frac{2n_{N,\text{dec}}}{3n_\gamma(T_{\text{dec}})} \cdot 24 \left(\frac{a_{\text{dec}} T_{\text{dec}}}{a_0 T_0^{\text{min}}} \right)^3 \right]}. \quad (11)$$

Using values of $\text{Br}_{N \rightarrow h}$, P_{conv} and the scale factors ratio (Appendices C, D 1, B correspondingly), we conclude that the logarithm term in (11) is $\mathcal{O}(1)$ for HNLs in the mass range $m_N = \mathcal{O}(1)$ GeV and affects the overall bound very weakly. Therefore, the bound depends only on T_0^{min} .

The presence of mesons increases the ${}^4\text{He}$ abundance. Therefore, to fix $T_0^{\text{min}}(m_N)$, we need to adopt an upper bound on the primordial ${}^4\text{He}$ abundance, $Y_{p,\text{max}}$, that is consistent with measurements [44]. The smallest error bars come from measuring Y_p in low-metallicity interstellar regions and extrapolating its value to zero metallicity

³ This is indeed the case for short-lived HNLs with $\tau_N \ll 0.1$ s.

(pioneered in [45]). Several groups [10–14] have determined Y_p using this method, albeit with different data and assumptions. The resulting scatter between results is larger than the reported error bars. We treat this difference as an additional systematic uncertainty and adopt the maximal value $Y_{p,\max} = 0.2573$ (see Appendix A). The maximally allowed relative deviation is therefore

$$\Delta Y_p / Y_{p,\text{SBBN}} \approx 4.35\%. \quad (12)$$

To relate ΔY_p and T_0^{\min} , we study how the n_n/n_p ratio is relaxed below T_0 . The relaxation occurs solely via the SBBN reaction,

$$\frac{dX_n}{dt} = \Gamma_{p \rightarrow n}^{\text{SBBN}}(1 - X_n) - \Gamma_{n \rightarrow p}^{\text{SBBN}}X_n, \quad X_n = \frac{n_n}{n_n + n_p}, \quad (13)$$

albeit with the altered initial condition $X_n(T_0) = X_n^h \simeq 1/2$. ($\Gamma_{p \leftrightarrow n}^{\text{SBBN}}(t)$ are SBBN rates, see [15]). Non-SBBN value of $X_n(T_0)$ is the dominant effect of short-lived HNLs on Y_p . At temperatures $T \lesssim T_0$, for HNLs with lifetimes $\tau_N \lesssim 0.02$ s, all other quantities that are relevant for BBN dynamics – η_B , time-temperature relation, the nuclear reactions chain – remain the same as in SBBN, which is because most of HNLs are no longer left in the plasma at these temperatures (see also Appendix D 2). As a result, a value of $X_n(T_0)$ is translated into ΔY_p via

$$\frac{\Delta Y_p}{Y_{p,\text{SBBN}}} = \frac{\Delta X_n(T_{\text{BBN}})}{X_{n,\text{SBBN}}(T_{\text{BBN}})}, \quad (14)$$

where $T_{\text{BBN}} \approx 84$ keV is the temperature of the onset of nuclear reactions in SBBN [15]. The maximal admissible correction (12) is reached for $T_0^{\min} = 1.50$ MeV, almost independently on HNL mass (see Fig. 1 and Appendix D 2). Plugging $T_0^{\min} = 1.50$ MeV into (11), we get our final limit

$$\tau_N \lesssim 0.023 \text{ s}. \quad (15)$$

To obtain the bound (11), we considered exclusively meson-driven $p \leftrightarrow n$ processes for $T > T_0^{\min}$ and only weak SBBN processes for $T < T_0^{\min}$. We also solved numerically the equation (13) for the neutron abundance in the presence of both mesons-driven and SBBN $p \leftrightarrow n$ conversion rates in Appendix D 2, and obtained constraints at the level of 0.019 – 0.021 s, in perfect agreement with the bound (15). We have also repeated our analysis for the case of the GeV-mass scalar that

mixes with the Higgs and found an excellent agreement with [34, 35].

Our analysis remains valid until τ_N reaches $\mathcal{O}(40)$ s. HNLs with longer lifetimes survive until the onset of the nuclear reactions. Mesons from their decays may then dissociate already formed nuclei, driving Y_p down again, see Appendix E. This effect has been analyzed in [46] demonstrating that such long-lived HNLs are also excluded.

Conclusion. We demonstrated that HNLs with semi-leptonic decay channels significantly affect the primordial ${}^4\text{He}$ abundance, as mesons from their decays drive the $p \leftrightarrow n$ conversion rates away from their SBBN values (*c.f.* [33–35]). In order to avoid ${}^4\text{He}$ overproduction, mesons should disappear from the primordial plasma by $T = T_0^{\min} \simeq 1.50$ MeV. The neutron abundance will then have enough time to relax down to its SBBN value before the onset of deuteron formation. These requirements severely constrain the parameter space of the HNLs with $0.023 \text{ s} \leq \tau_N \leq 40 \text{ s}$ for masses $m_N > 140$ MeV. Accidentally, HNLs with $\tau_N \gtrsim 40$ s are also excluded [46, 47], but we do not consider this case here.

We show our results for the case of two nearly-degenerate in mass HNLs that entered in thermal equilibrium and then froze out (which is reflected in both abundance calculation and decay width/patterns), as motivated by the Neutrino Minimal Standard Model (or νMSM) [see e.g. 6, 48, 49]). The final bounds for different mixing patterns are shown in Figs. 2 and 3. Our constraints can be generalized to other HNL models, see e.g. [46].

Confronted with the bounds from accelerator searches, we ruled out HNLs with mass below 500 MeV (for electron mixing) and 350 MeV (for muon mixing). Moreover, tighter bound means that future searches at Intensity Frontier (specifically, SHiP experiment [50]) can reach the BBN bottom line and completely rule out HNLs with the masses up to 750 MeV, which was not the case before [see e.g. 8, 51].

The comparison with the previous results [22, 25, 32] is shown in Fig. 2 (right panel). Our bound (15) is a factor of ~ 5 stronger than the previous result [22]. The recent reanalysis [32] did not take into account the effects of mesons, therefore their results are a factor 2 – 3 less conservative.

The clear qualitative effect discussed in this paper not only leads to a tighter bound on HNL lifetime and provides an reachable goal for experimental searches, but also allows for an analytic description, unusual in the realm of BBN predictions driven by sophisticated numerical codes.

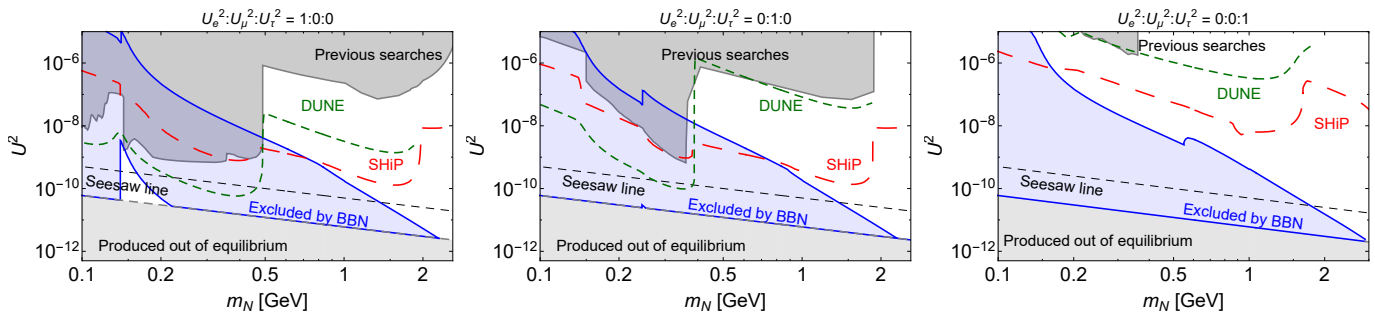


Figure 3. Bounds for HNLs mixed with a particular flavor. The blue area is excluded by our present analysis combined with [43] (for HNL masses below the charged pion production threshold). The dark gray area denotes the excluded HNL parameter space from previous searches [1], including the latest NA62 search [52]. The red and green dashed lines show the sensitivity of several future intensity frontier experiments with the highest sensitivity in the regions of interest – SHiP [50, 53] and DUNE [54–56] (see [8]). Finally, the black dashed line denotes the seesaw bound applicable if two degenerate in mass HNLs are responsible for neutrino oscillations (as in the ν MSM) [1, 57]. The lower bound of the blue region shows the limit of the applicability of our approach: we only considered HNLs that are produced thermally and are sufficiently short-lived such that they do not change the nuclear reaction framework by their meson decay products.

Acknowledgments. We thank K. Bondarenko, N. Sabti for useful discussions and Yu. Izotov for discussions related to the uncertainties of primordial Helium determination. This project has received funding

from the European Research Council (ERC) under the European Union’s Horizon 2020 research and innovation programme (GA 694896) and from the Carlsberg Foundation.

-
- [1] Alekhin, S. *et al.* A facility to Search for Hidden Particles at the CERN SPS: the SHiP physics case. *Rept. Prog. Phys.* **79**, 124201 (2016). 1504.04855.
- [2] Canetti, L., Drewes, M. & Shaposhnikov, M. Matter and Antimatter in the Universe. *New J. Phys.* **14**, 095012 (2012). 1204.4186.
- [3] Boyarsky, A., Drewes, M., Lasserre, T., Mertens, S. & Ruchayskiy, O. Sterile Neutrino Dark Matter. *Prog. Part. Nucl. Phys.* **104**, 1–45 (2019). 1807.07938.
- [4] Asaka, T., Blanchet, S. & Shaposhnikov, M. The nuMSM, dark matter and neutrino masses. *Phys. Lett.* **B631**, 151–156 (2005). hep-ph/0503065.
- [5] Asaka, T. & Shaposhnikov, M. The nuMSM, dark matter and baryon asymmetry of the universe. *Phys. Lett.* **B620**, 17–26 (2005). hep-ph/0505013.
- [6] Boyarsky, A., Ruchayskiy, O. & Shaposhnikov, M. The Role of sterile neutrinos in cosmology and astrophysics. *Ann. Rev. Nucl. Part. Sci.* **59**, 191–214 (2009). 0901.0011.
- [7] Boiarska, I. *et al.* Probing baryon asymmetry of the Universe at LHC and SHiP (2019). 1902.04535.
- [8] Beacham, J. *et al.* Physics Beyond Colliders at CERN: Beyond the Standard Model Working Group Report. *J. Phys. G* **47**, 010501 (2020). 1901.09966.
- [9] Aghanim, N. *et al.* Planck 2018 results. VI. Cosmological parameters. *Astron. Astrophys.* **641**, A6 (2020). 1807.06209.
- [10] Izotov, Y. I., Thuan, T. X. & Guseva, N. G. A new determination of the primordial He abundance using the He I $\lambda 10830$ Å emission line: cosmological implications. *Mon. Not. Roy. Astron. Soc.* **445**, 778–793 (2014). 1408.6953.
- [11] Aver, E., Olive, K. A. & Skillman, E. D. The effects of He I $\lambda 10830$ on helium abundance determinations. *JCAP* **1507**, 011 (2015). 1503.08146.
- [12] Peimbert, A., Peimbert, M. & Luridiana, V. The primordial helium abundance and the number of neutrino families. *Rev. Mex. Astron. Astrofis.* **52**, 419 (2016). 1608.02062.
- [13] Fernández, V., Terlevich, E., Díaz, A. I., Terlevich, R. & Rosales-Ortega, F. F. Primordial helium abundance determination using sulphur as metallicity tracer. *Monthly Notices of the Royal Astronomical Society* **478**, 5301–5319 (2018). URL <http://dx.doi.org/10.1093/mnras/sty1206>.
- [14] Valerdi, M., Peimbert, A., Peimbert, M. & Sixtos, A. Determination of the Primordial Helium Abundance Based on NGC 346, an H II Region of the Small Magellanic Cloud. *Astrophys. J.* **876**, 98 (2019). 1904.01594.
- [15] Pitrou, C., Coc, A., Uzan, J.-P. & Vangioni, E. Precision big bang nucleosynthesis with improved Helium-4 predictions. *Phys. Rept.* **754**, 1–66 (2018). 1801.08023.
- [16] Arbey, A. AlterBBN: A program for calculating the BBN abundances of the elements in alternative cosmologies. *Comput. Phys. Commun.* **183**, 1822–1831 (2012). 1106.1363.
- [17] Lisi, E., Sarkar, S. & Villante, F. L. The big bang nucleosynthesis limit on $N(\nu_{\text{neutrino}})$. *Phys. Rev.* **D59**, 123520 (1999). hep-ph/9901404.
- [18] Mendoza, L. & Hogan, C. J. A java calculator of standard big bang nucleosynthesis (1999). astro-ph/9904334.
- [19] Pisanti, O. *et al.* PARthENoPE: Public Algorithm Evaluating the Nucleosynthesis of Primordial Elements. *Comput. Phys. Commun.* **178**, 956–971 (2008). 0705.0290.
- [20] Pospelov, M. & Pradler, J. Big Bang Nucleosynthesis as

- a Probe of New Physics. *Ann. Rev. Nucl. Part. Sci.* **60**, 539–568 (2010). 1011.1054.
- [21] Dolgov, A., Hansen, S., Raffelt, G. & Semikoz, D. Cosmological and astrophysical bounds on a heavy sterile neutrino and the KARMEN anomaly. *Nucl. Phys. B* **580**, 331–351 (2000). hep-ph/0002223.
- [22] Dolgov, A. D., Hansen, S. H., Raffelt, G. & Semikoz, D. V. Heavy sterile neutrinos: Bounds from big bang nucleosynthesis and SN1987A. *Nucl. Phys. B* **590**, 562–574 (2000). hep-ph/0008138.
- [23] Dolgov, A. & Villante, F. BBN bounds on active sterile neutrino mixing. *Nucl. Phys. B* **679**, 261–298 (2004). hep-ph/0308083.
- [24] Fuller, G. M., Kishimoto, C. T. & Kusenko, A. Heavy sterile neutrinos, entropy and relativistic energy production, and the relic neutrino background (2011). 1110.6479.
- [25] Ruchayskiy, O. & Ivashko, A. Restrictions on the lifetime of sterile neutrinos from primordial nucleosynthesis. *JCAP* **1210**, 014 (2012). 1202.2841.
- [26] Hernandez, P., Kekic, M. & Lopez-Pavon, J. Low-scale seesaw models versus N_{eff} . *Phys. Rev. D* **89**, 073009 (2014). 1311.2614.
- [27] Hernandez, P., Kekic, M. & Lopez-Pavon, J. N_{eff} in low-scale seesaw models versus the lightest neutrino mass. *Phys. Rev. D* **90**, 065033 (2014). 1406.2961.
- [28] Vincent, A. C., Martinez, E. F., Hernández, P., Lattanzi, M. & Mena, O. Revisiting cosmological bounds on sterile neutrinos. *JCAP* **04**, 006 (2015). 1408.1956.
- [29] Gelmini, G. B., Lu, P. & Takhistov, V. Cosmological Dependence of Non-resonantly Produced Sterile Neutrinos. *JCAP* **12**, 047 (2019). 1909.13328.
- [30] Kirilova, D. BBN cosmological constraints on beyond Standard Model neutrino. *PoS CORFU2018*, 048 (2019).
- [31] Gelmini, G. B., Kawasaki, M., Kusenko, A., Murai, K. & Takhistov, V. Big Bang Nucleosynthesis constraints on sterile neutrino and lepton asymmetry of the Universe. *JCAP* **09**, 051 (2020). 2005.06721.
- [32] Sabti, N., Magalich, A. & Filimonova, A. An Extended Analysis of Heavy Neutral Leptons during Big Bang Nucleosynthesis. *JCAP* **11**, 056 (2020). 2006.07387.
- [33] Pospelov, M. & Pradler, J. Metastable GeV-scale particles as a solution to the cosmological lithium problem. *Phys. Rev. D* **82**, 103514 (2010). 1006.4172.
- [34] Fradette, A. & Pospelov, M. BBN for the LHC: constraints on lifetimes of the Higgs portal scalars. *Phys. Rev. D* **96**, 075033 (2017). 1706.01920.
- [35] Fradette, A., Pospelov, M., Pradler, J. & Ritz, A. Cosmological beam dump: constraints on dark scalars mixed with the Higgs boson. *Phys. Rev. D* **99**, 075004 (2019). 1812.07585.
- [36] Reno, M. H. & Seckel, D. Primordial Nucleosynthesis: The Effects of Injecting Hadrons. *Phys. Rev. D* **37**, 3441 (1988).
- [37] Kohri, K. Primordial nucleosynthesis and hadronic decay of a massive particle with a relatively short lifetime. *Phys. Rev. D* **64**, 043515 (2001). astro-ph/0103411.
- [38] Kawasaki, M., Kohri, K. & Moroi, T. Big-Bang nucleosynthesis and hadronic decay of long-lived massive particles. *Phys. Rev. D* **71**, 083502 (2005). astro-ph/0408426.
- [39] Gorbunov, D. & Shaposhnikov, M. How to find neutral leptons of the ν MSM? *JHEP* **10**, 015 (2007). [Erratum: *JHEP*11,101(2013)], 0705.1729.
- [40] Bondarenko, K., Boyarsky, A., Gorbunov, D. & Ruchayskiy, O. Phenomenology of GeV-scale Heavy Neutral Leptons. *JHEP* **11**, 032 (2018). 1805.08567.
- [41] Dodelson, S. & Widrow, L. M. Sterile-neutrinos as dark matter. *Phys. Rev. Lett.* **72**, 17–20 (1994). hep-ph/9303287.
- [42] Shi, X.-D. & Fuller, G. M. A New dark matter candidate: Nonthermal sterile neutrinos. *Phys. Rev. Lett.* **82**, 2832–2835 (1999). astro-ph/9810076.
- [43] Boyarsky, A., Ovchinnikov, M., Ruchayskiy, O. & Syvolap, V. Constraints on MeV-GeV scale feebly interacting particles from primordial nucleosynthesis. *to appear* (2020).
- [44] Tanabashi, M. *et al.* Review of Particle Physics. *Phys. Rev. D* **98**, 030001 (2018).
- [45] Izotov, Y. I., Stasinska, G. & Guseva, N. G. Primordial 4He abundance: a determination based on the largest sample of HII regions with a methodology tested on model HII regions. *Astron. Astrophys.* **558**, A57 (2013). 1308.2100.
- [46] Bondarenko, K. *et al.* An allowed window for heavy neutral leptons below the kaon mass (2021). 2101.09255.
- [47] Domcke, V., Drewes, M., Hufnagel, M. & Lucente, M. MeV-scale Seesaw and Leptogenesis. *JHEP* **01**, 200 (2021). 2009.11678.
- [48] Eijima, S., Shaposhnikov, M. & Timiryasov, I. Parameter space of baryogenesis in the ν MSM. *JHEP* **07**, 077 (2019). 1808.10833.
- [49] Klarić, J., Shaposhnikov, M. & Timiryasov, I. Uniting low-scale leptogenesis (2020). 2008.13771.
- [50] Ahdida, C. *et al.* Sensitivity of the SHiP experiment to Heavy Neutral Leptons. *JHEP* **04**, 077 (2019). 1811.00930.
- [51] Ellis, R. K. *et al.* Physics Briefing Book: Input for the European Strategy for Particle Physics Update 2020 (2019). 1910.11775.
- [52] Cortina Gil, E. *et al.* Search for heavy neutral lepton production in K^+ decays to positrons. *Phys. Lett. B* **807**, 135599 (2020). 2005.09575.
- [53] Gorbunov, D., Krasnov, I., Kudenko, Y. & Suvorov, S. Heavy Neutral Leptons from kaon decays in the SHiP experiment. *Phys. Lett. B* **810**, 135817 (2020). 2004.07974.
- [54] Ballett, P., Boschi, T. & Pascoli, S. Heavy Neutral Leptons from low-scale seesaws at the DUNE Near Detector. *JHEP* **20**, 111 (2020). 1905.00284.
- [55] Abi, B. *et al.* Deep Underground Neutrino Experiment (DUNE), Far Detector Technical Design Report, Volume II DUNE Physics (2020). 2002.03005.
- [56] Coloma, P., Fernández-Martínez, E., González-López, M., Hernández-García, J. & Pavlovic, Z. GeV-scale neutrinos: interactions with mesons and DUNE sensitivity. *Eur. Phys. J. C* **81**, 78 (2021). 2007.03701.
- [57] Ruchayskiy, O. & Ivashko, A. Experimental bounds on sterile neutrino mixing angles. *JHEP* **06**, 100 (2012). 1112.3319.
- [58] Izotov, Y. I. *et al.* Helium abundance in the most metal-deficient blue compact galaxies: I zw 18 and sbs 0335-052. *Astrophys. J.* **527**, 757–777 (1999). astro-ph/9907228.
- [59] Olive, K. A. & Skillman, E. D. A Realistic determination of the error on the primordial helium abundance: Steps toward non-parametric nebular helium abundances. *Astrophys. J.* **617**, 29 (2004). astro-ph/0405588.
- [60] Shaposhnikov, M. A Possible symmetry of the ν MSM. *Nucl. Phys. B* **763**, 49–59 (2007). hep-ph/0605047.

- [61] Kersten, J. & Smirnov, A. Y. Right-Handed Neutrinos at CERN LHC and the Mechanism of Neutrino Mass Generation. *Phys. Rev.* **D76**, 073005 (2007). 0705.3221.
- [62] Boyarsky, A., Ovchinnikov, M., Sabti, N. & Syvolap, V. When FIMPs Decay into Neutrinos: The N_{eff} Story (2021). 2103.09831.

Appendix A: Primordial helium abundance

Over the last 6 years five works determined the primordial ${}^4\text{He}$ abundance from stellar measurements [10–14]. The formal statistical errors of Y_p are at the level of 1 – 3%, however, the scatter between different groups is larger, see Fig. 4.

All these works determine astrophysical Helium abundance through measurements of recombination emission lines of ${}^4\text{He}$ and H in the metal-poor extragalactic ionized regions, then *linearly* extrapolating the measurements to zero metallicity. Given the high precision of the results, it is important to take into account various smaller effects: including

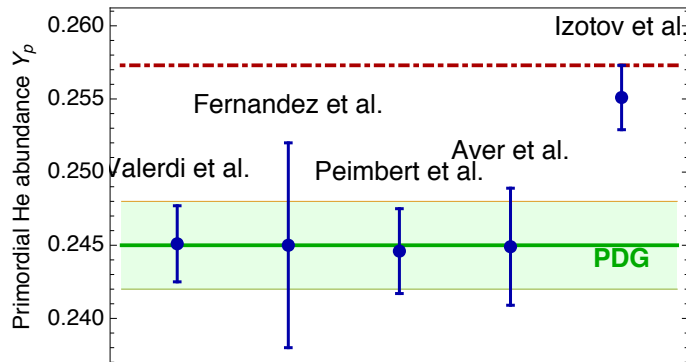


Figure 4. Measurements of Y_p of recent works [10–14]. The green shaded region is the PDG recommended value [44] (with $\pm 1\sigma$). The gray dashed line denotes the SBBN prediction $\bar{Y}_p = 0.247$ from [15]. The red dashed-dotted line is the maximal admissible value $Y_{p,\text{max}}$ on which we base our analysis.

${}^4\text{He}$ fluorescent emission, different ion temperatures, spatial temperature fluctuations, and others [58, 59]. Additionally, while it is true that the metallicity and Helium abundance are positively correlated, the linear extrapolation to zero-metallicity may be prone to systematic uncertainties.

The value of Y_p predicted within the framework of SBBN is $\bar{Y}_p = 0.24709 \pm 0.00019$ (see, e.g., [15]). The effect of mesons leads to an increase of Y_p as compared to the SBBN value. Therefore, in order to get a conservative upper bound we assume that the maximally allowed Y_p is given by the 1σ deviation from the maximal value predicted by [10–14], which is $Y_{p,\text{max}} = 0.2573$. Note that this upper value significantly deviates from the PDG-recommended value [44] $Y_{p,\text{max}} = 0.248$ at 1σ . This translates to the bound

$$\frac{\Delta Y_p}{\bar{Y}_p} < 4.35\% \quad (\text{A1})$$

Appendix B: Evolution of HNLs in early Universe

In this work we consider HNLs that have entered thermal equilibrium in the early Universe and then froze out. Below we provide necessary details of their evolution, to make our presentation more self-contained [43]. The evolution of HNLs with masses above the pion production threshold proceeds in three stages:

1. The freeze-out of HNLs occurs at some temperature T_{dec} defined via

$$\Gamma_N^{\text{int}}(T_{\text{dec}}) \simeq H(T_{\text{dec}}), \quad (\text{B1})$$

where Γ_N^{int} is a rate of processes that keep HNLs in thermal equilibrium with the primordial plasma,⁴ and the Hubble rate H corresponds to its Standard Model value (at the decoupling, HNLs with masses $m_N \gtrsim m_\pi$ and lifetimes in the range of interest contribute just a small fraction of the energy density of the Universe). Within

⁴ We use the matrix elements of all relevant processes with HNLs from [32].

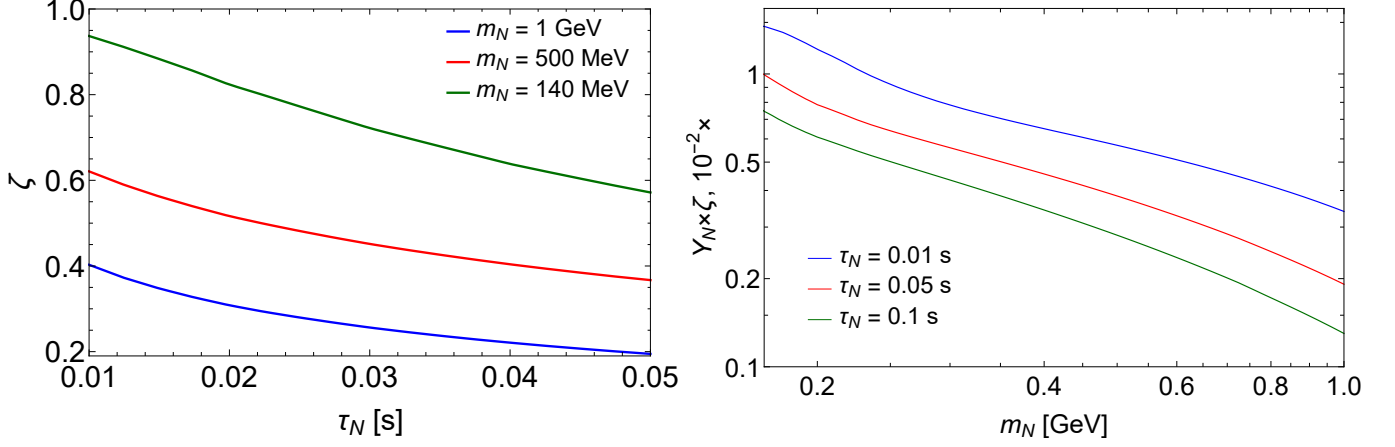


Figure 5. *Left panel:* Dilution factor (B6) for short-lived HNLs mixing with ν_e . *Right panel:* HNL abundance times dilution factor as a function of mass for particular values of the lifetime. Details of the calculation of the abundances and ζ are given in [43]. Dilution factor is calculated, when most of HNLs has decayed and do not contribute to entropy density. Note, that we define abundance at the moment of decoupling, hence it does not change with decays.

the $\mathcal{O}(1)$ accuracy, the decoupling temperature T_{dec} may be estimated as

$$T_{\text{dec}} \simeq T_{\nu, \text{dec}} \times \begin{cases} \frac{1}{U^{2/3}} \frac{1}{n_{\text{int}}^{1/3}} \left(\frac{g_*(T_{\text{dec}})}{10.75} \right)^{1/6}, & m_N \gtrsim 200 \text{ MeV}, \quad \tau_N \lesssim 0.1 \text{ s} \\ \frac{1}{U^2} \frac{1}{n_{\text{int}}} \left(\frac{100 \text{ MeV}}{m_N} \right)^2 \left(\frac{g_*(T_{\text{dec}})}{10.75} \right)^{1/2} & m_N \lesssim 200 \text{ MeV}, \quad \tau_N \lesssim 0.1 \text{ s}, \end{cases} \quad (\text{B2})$$

where $T_{\nu, \text{dec}} \approx 1.4 \text{ MeV}$ is the decoupling temperature of active neutrinos, a parameter $n_{\text{int}} = \frac{\Gamma_N^{\text{int}}}{U^2 G_F^2 T^5}$ varies from $\simeq 1.5$ at $T \simeq \mathcal{O}(1 \text{ MeV})$ to $\simeq 10$ at GeV temperatures (for Dirac HNLs). According to this estimate, for lifetimes $\tau_N \sim 0.01 - 0.1 \text{ s}$, HNLs decouple while being non-relativistic for $m_N \lesssim 200 \text{ MeV}$ and relativistic otherwise. To improve this estimate, we solve the following equation:

$$\frac{dn_N}{dt} + 3H_{\text{SM}}(t) \cdot n_N = -\Gamma_N^{\text{int}}(T)(n_N - n_{N, \text{eq}}), \quad (\text{B3})$$

where $n_{N, \text{eq}}$ is the number density of HNLs at equilibrium (i.e., calculated using the Fermi-Dirac distribution). Expressing the total HNL number density in terms of the abundance Y_N ,

$$Y_N = \left(\frac{n_N}{s} \right)_{T=T_{\text{dec}}}, \quad (\text{B4})$$

where $s = g_* \frac{2\pi^2}{45} T^3$ is the entropy density, we find $Y_N \simeq \frac{0.6}{g_*(T_-)}$ in the ultra-relativistic regime and a factor of $\mathcal{O}(2)$ larger otherwise, see Fig. 5.

After the freeze-out, the comoving number density of HNLs changes only due to HNL decays. The physical number density thus evolves as

$$n_N(T) = n_N(T_{\text{dec}}) \cdot \left(\frac{a(T_{\text{dec}})}{a(T)} \right)^3 \cdot e^{-t/\tau_N} \quad (\text{B5})$$

- Decays of HNLs inject energy into the primordial plasma. This changes the time-temperature relation and the scale factor evolution as compared to SBBN. The HNL decays provide additional dilution of any decoupled relics (including themselves) in comparison to the SBBN case:

$$\zeta = \left(\frac{a_{\text{SBBN}}}{a_{\text{SBBN} + \text{N}}} \right)^3 < 1, \quad (\text{B6})$$

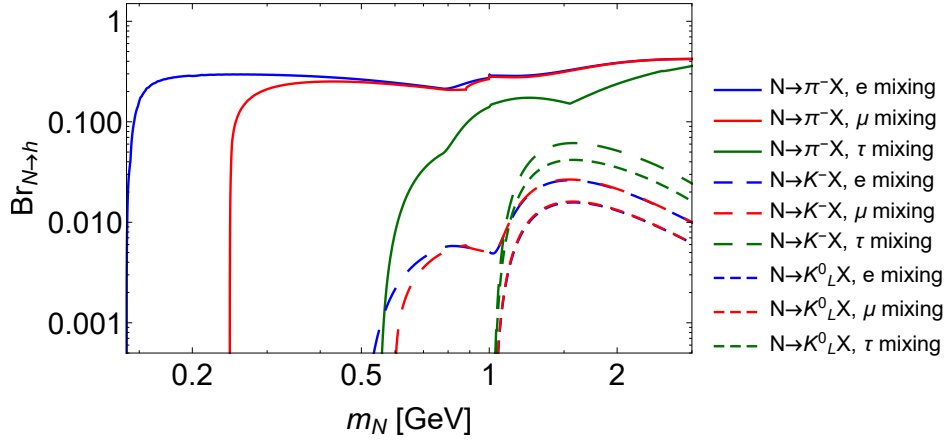


Figure 6. Branching ratios of HNL decays into mesons $h = \pi^-, K^-, K_L^0$. Secondary decays are also included (see text for details).

where $a_{\text{SBBN}}^{-1}(T) \propto g_*^{1/3} T$ is the scale factor in SBBN, and the scale factors are evaluated at times $t \gg \tau_N$. To calculate ζ , we solve the Friedmann equation under an assumption that neutrinos are in perfect equilibrium and neglecting the mass of electrons:

$$H^2(t) = \frac{1}{M_{\text{Pl}}^2} \frac{8\pi}{3} \left[\rho_{\text{rad}} + m_N \cdot n_N(T) \right], \quad (\text{B7})$$

$$4 \frac{\rho_{\text{rad}}}{T} \frac{dT}{dt} = \frac{m_N n_N(t)}{\tau_N} - 4H(t) \cdot \rho_{\text{rad}},$$

where the number density of HNLs is given by Eq. (B5). This is a reasonable assumption, since most of the HNLs with lifetimes $\tau_N \ll 0.1$ s decay much earlier than neutrinos decouple.

3. Strong meson effects mean that we need to trace the number of HNLs even at times $t \gg \tau_N$:

$$n_N(t \gg \tau_N) = n_N(T_-) \cdot \left(\frac{a_{\text{SBBN}}(T_-)}{a_{\text{SBBN}}(T)} \right)^3 \cdot \zeta \cdot e^{-t(T)/\tau_N} \approx 0.4 Y_N \cdot g_{*,\text{SBBN}} T^3 \cdot \zeta \cdot e^{-t(T)/\tau_N}, \quad (\text{B8})$$

where $t(T)$ is the same as in SBBN.⁵ Because of the suppression, the effect of this population on the expansion of the Universe may be neglected. However, this exponential tail still may produce mesons in amounts sufficient to change the dynamics of the n/p ratio.

The values of the HNL abundance and the dilution factor versus its mass and lifetime are given in Fig. 5.

Appendix C: Hadronic decays of HNLs

In this work, we consider a pair of HNLs, degenerate in mass and having similar mixing angles. Two such HNLs form a single quasi-Dirac fermion [60, 61]. The abundance of a meson h produced from such HNLs is proportional to the quantity $Y_N \cdot \text{Br}_{N \rightarrow h}$. The mass dependence of $\text{Br}_{N \rightarrow h}$ for different mesons h and mixing patterns is shown in Fig. 6. We are interested only in the abundances of light mesons (pions and kaons) and for HNL masses well above pion/kaon thresholds we should account for “secondary mesons”. This is discussed below, mainly following [40].

Decays into pions. In the case of the pure e/μ mixings, the charged pion production threshold corresponds to $m_N = m_\pi + m_l$, where $l = e/\mu$. For τ mixing, the similar charged current-mediated channel opens up only at

⁵ At times $t \gg \tau_N$, the time-temperature relation differs from SBBN only by the value of N_{eff} . However, the latter may change

only if neutrinos are not in perfect equilibrium, and hence $t(T)$ is the same as in SBBN for lifetimes $\tau_N \ll 0.1$ s.

$m_N = m_\tau + m_\pi \simeq 1.9$ GeV. However, for all types of mixings charged pions may appear as secondary particles in decays of neutral mesons,

$$N \rightarrow h^0 + \nu_\alpha, \quad h^0 \rightarrow \pi^\pm + X, \quad \text{where } h^0 = \rho^0, \eta^0, \eta', \omega^0, \phi \quad (\text{C1})$$

Therefore, for τ mixing charged pions may appear at masses $m_N \geq m_{\eta^0}$. We use the branching ratios $\text{Br}_{\eta^0 \rightarrow \pi^\pm X} \approx 0.27$, $\text{Br}_{\rho^0, \pm \rightarrow \pi^\pm X} \approx 1$ [44].

Above $m_N \simeq 1$ GeV, decays of HNLs into pions cannot be approximated by single meson decays. Indeed, decays of GeV mass range HNLs are similar to decays of τ lepton [40], whereas for the latter hadronic decays are dominated by multi-pion channels [44]. We estimate the width of multi-pion decays as the difference between the total width into quarks and the width into single mesons:

$$\Gamma_{N \rightarrow n\pi} = \Gamma_{N \rightarrow \text{quarks}} - \sum_{h=\pi, K, \rho, \dots} \Gamma_{N \rightarrow hX} \quad (\text{C2})$$

For multiplicities \mathcal{N} of decays of HNLs into charged pions $N \rightarrow \pi^\pm$ (i.e., the amount of π^\pm per multi-hadronic decay of HNLs), we will use multiplicities for multihadronic decays of τ leptons. Namely, $\mathcal{N}_{N \rightarrow \pi^+} = \mathcal{N}_{\tau^+ \rightarrow \pi^+} \approx 1.35$, $\mathcal{N}_{N \rightarrow \pi^-} = \mathcal{N}_{\tau^+ \rightarrow \pi^-} \approx 0.34$. The effective branching into π^- from multi-pion decays is

$$\text{Br}_{N \rightarrow \pi^-}^{\text{multi-pion}} = \mathcal{N}_{N \rightarrow \pi^-} \cdot \frac{\Gamma_{N \rightarrow n\pi}}{\Gamma_N}, \quad \text{Br}_{\bar{N} \rightarrow \pi^-}^{\text{multi-pion}} = \mathcal{N}_{\bar{N} \rightarrow \pi^-} \cdot \frac{\Gamma_{N \rightarrow n\pi}}{\Gamma_N} \quad (\text{C3})$$

Since the bound on the meson driven $p \leftrightarrow n$ conversion is only logarithmically sensitive to the value of $\text{Br}_{N \rightarrow \pi^\pm}$, our results depend on these assumptions weakly.

Decays into kaons. Below $m_N = m_\phi$, charged kaons may appear only through the mixing with e/μ in the process $N \rightarrow K^- l$. This decay is Cabibbo suppressed [40] and almost two orders of magnitude smaller than into pions. Neutral kaons appear only in the final states with three or more particles (such as $N \rightarrow K^0 + \bar{K}^0 + \nu_\alpha$ and $N \rightarrow K^+ + \bar{K}^0 + \ell^-$, etc).

HNLs heavier than ϕ meson may produce both charged and neutral kaons via decays $N \rightarrow \phi \nu, \phi \rightarrow KK$. We assume that K^0 contains equal admixtures of K_L^0 and K_S^0 , i.e. $\text{Br}_{N \rightarrow K_L^0} = \text{Br}_{N \rightarrow K^0}/2$. We use the branching ratios $\text{Br}_{\phi \rightarrow K^-} \approx 0.5$, $\text{Br}_{\phi \rightarrow K_L^0} \approx 0.34$ [44].

Appendix D: Changes in $p \leftrightarrow n$ rates due to the presence of mesons

In this section, we provide details on our estimate of the effect of mesons on BBN.

1. Processes and cross-sections

.1. *Pions.* The threshold-less processes with charged pions are

$$\pi^- + p \rightarrow n + \pi^0/\gamma, \quad \pi^+ + n \rightarrow p + \pi^0. \quad (\text{D1})$$

The cross-sections at threshold are [37]

$$\langle \sigma_{p \rightarrow n}^{\pi^-} v \rangle \approx 4.3 \cdot 10^{-23} F_c^\pi(T) \text{ m}^3/\text{s}, \quad \frac{\langle \sigma_{p \rightarrow n}^{\pi^-} v \rangle}{\langle \sigma_{n \rightarrow p}^{\pi^+} v \rangle} \approx 0.9 F_c^\pi(T), \quad (\text{D2})$$

where F_c^h is the Sommerfeld enhancement of the cross-section due to presence of two oppositely charged particles in the in-state:

$$F_c^h = \frac{x}{1 + e^{-x}}, \quad \text{where } x = \frac{2\pi\alpha_{\text{EM}}}{v_e}, \quad (\text{D3})$$

where $v_e \approx \sqrt{\frac{T}{m_h}} + \sqrt{\frac{T}{m_p}}$ is the relative velocity between a nucleon and a meson. F_c is of order of one at $T \simeq 1$ MeV.

.2. *Kaons.* The threshold-less $n \leftrightarrow p$ conversions driven by kaons are

$$\begin{aligned}
K^- + p &\rightarrow \Sigma^{\pm/0}/\Lambda + \pi^{\mp/0}/\pi^0 \rightarrow n + 2\pi, \\
K^- + n &\rightarrow \Sigma^{-/0}/\Lambda + \pi^{0/-}/\pi^- \rightarrow n + 2\pi, \\
\bar{K}_L^0 + p &\rightarrow \Sigma^{0/+}/\Lambda + \pi^{+/0}/\pi^+ \rightarrow n + 2\pi, \\
\bar{K}_L^0 + n &\rightarrow \Sigma^{\pm/0}/\Lambda + \pi^{\mp/0}/\pi^0 \rightarrow p + 2\pi,
\end{aligned} \tag{D4}$$

where Λ, Σ are the lightest strange hadronic resonances [33].

Their effect is similar to the one of pions, but with small differences: (i) cross-sections of above reactions are higher than the cross-sections of (1)⁶, (ii) there is no isotopic symmetry - K^+ mesons do not contribute to $p \leftrightarrow n$ conversion, since there are no threshold-less processes $n + K^+ \rightarrow p + X$. Indeed, the process $n + K^+ \rightarrow p + K^0$ has the threshold $Q \approx 2.8$ MeV, while the threshold-less processes going through s-quark resonances, similar to (D4), would require resonances with negative strangeness and positive baryon number, that do not exist, (iii) neutral kaons do not lose the energy before decaying (however, we follow [33] and approximate the cross-sections by threshold values).

The threshold cross-sections are

$$\langle \sigma_{p \rightarrow n}^{K^-} v \rangle \approx 9.6 \cdot 10^{-22} F_c^K(T) \text{ m}^3/\text{s}, \quad \frac{\langle \sigma_{p \rightarrow n}^{K^-} v \rangle}{\langle \sigma_{n \rightarrow p}^{K^-} v \rangle} \approx 2.46 F_c^K(T), \tag{D5}$$

$$\langle \sigma_{p \rightarrow n}^{K^0} v \rangle \approx 1.95 \cdot 10^{-22} \text{ m}^3/\text{s}, \quad \frac{\langle \sigma_{p \rightarrow n}^{K_L^0} v \rangle}{\langle \sigma_{n \rightarrow p}^{K_L^0} v \rangle} \approx 0.41. \tag{D6}$$

.3. *Conversion probabilities.* A probability for a meson h to convert $p \leftrightarrow n$ before decaying is given by

$$P_{\text{conv}}^h \approx \frac{\langle \sigma_{p \leftrightarrow n}^h v \rangle n_B}{\Gamma_{\text{decay}}^h}, \tag{D7}$$

where Γ_{decay}^h is the decay width and n_B is the baryon number density. The decay widths of mesons are [44]

$$\Gamma_{\text{decay}}^{\pi^\pm} \approx 3.8 \cdot 10^7 \text{ s}^{-1}, \quad \Gamma_{\text{decay}}^{K^-} \approx 8.3 \cdot 10^7 \text{ s}^{-1}, \quad \Gamma_{\text{decay}}^{K_L^0} \approx 2 \cdot 10^7 \text{ s}^{-1} \tag{D8}$$

Using (D2), (D5), (D8), for the $p \rightarrow n$ conversion probabilities we obtain

$$P_{\text{conv}}^{\pi^-}(T) \approx 2.5 \cdot 10^{-2} \left(\frac{T}{1 \text{ MeV}} \right)^3, \quad P_{\text{conv}}^{K^-}(T) \approx 2.8 \cdot 10^{-1} \left(\frac{T}{1 \text{ MeV}} \right)^3, \quad P_{\text{conv}}^{K_L^0}(T) \approx 1.6 \cdot 10^{-1} \left(\frac{T}{1 \text{ MeV}} \right)^3 \tag{D9}$$

The largeness of the probabilities is caused by the fact that the decay of mesons proceeds through weak interactions, while the $p \leftrightarrow n$ conversion is mediated by strong interactions. In particular, at $T \gtrsim 2$ MeV kaons participate in the conversion faster than they decay.

2. Numeric study

To verify the analytic estimate (15), we numerically solve equation for the neutron abundance X_n , where we include both weak conversion $p \leftrightarrow n$ processes and the meson driven processes (D1)-(D4). The system of equations has the form

$$\begin{cases}
\frac{dX_n}{dt} = \left(\frac{dX_n}{dt} \right)_{\text{SM}} + \left(\frac{dX_n}{dt} \right)_{\pi} + \left(\frac{dX_n}{dt} \right)_{K^-} + \left(\frac{dX_n}{dt} \right)_{K_L^0}, \\
\frac{dn_{\pi^-}}{dt} = n_N \frac{\text{Br}_{N \rightarrow \pi^-}}{\tau_N} - \Gamma_{\text{decay}}^{\pi^-} n_{\pi^-} - \langle \sigma_{p \rightarrow n}^{\pi^-} v \rangle (1 - X_n) n_B n_{\pi^-}, \\
\frac{dn_{\pi^+}}{dt} = n_N \frac{\text{Br}_{N \rightarrow \pi^+}}{\tau_N} - \Gamma_{\text{decay}}^{\pi^+} n_{\pi^+} - \langle \sigma_{n \rightarrow p}^{\pi^+} v \rangle X_n n_B n_{\pi^+}, \\
\frac{dn_{K^-}}{dt} = n_N \frac{\text{Br}_{N \rightarrow K^-}}{\tau_N} - \Gamma_{\text{decay}}^{K^-} n_{K^-} - \langle \sigma_{p \rightarrow n}^{K^-} v \rangle (1 - X_n) n_B n_{K^-} - \langle \sigma_{n \rightarrow p}^{K^-} v \rangle X_n n_B n_{K^-}, \\
\frac{dn_{K_L^0}}{dt} = n_N \frac{\text{Br}_{N \rightarrow K_L^0}}{\tau_N} - \Gamma_{\text{decay}}^{K_L^0} n_{K_L^0} - \langle \sigma_{p \rightarrow n}^{K_L^0} v \rangle (1 - X_n) n_B n_{K_L^0} - \langle \sigma_{n \rightarrow p}^{K_L^0} v \rangle X_n n_B n_{K_L^0},
\end{cases} \tag{D10}$$

⁶ The reason is that these reactions have higher available phase

space and go through hadronic resonances.

Here the quantities

$$\left(\frac{dX_n}{dt}\right)_\pi = (1 - X_n)n_{\pi^-}\langle\sigma_{p\rightarrow n}^{\pi^-}v\rangle - X_n n_{\pi^+}\langle\sigma_{n\rightarrow p}^{\pi^+}v\rangle, \quad \text{and} \quad (\text{D11})$$

$$\left(\frac{dX_n}{dt}\right)_K = (1 - X_n)n_K\langle\sigma_{p\rightarrow n}^K v\rangle - X_n n_K\langle\sigma_{n\rightarrow p}^K v\rangle$$

are the rates of change of X_n due to different mesons ($K = K^-/K_L^0$); n_B is the baryon number density $n_B = \eta_B n_\gamma$. In equations for the number density of mesons n_h , the first term comes from HNLs, the second due to decays of mesons and the last term is due to $p \leftrightarrow n$ conversion. The time-temperature relation and the scale factor dynamics are provided by the solution of Eq. (B7), and the HNL number density may be obtained using Eq. (B5).

During times $t_{\text{eq}} \simeq (\Gamma_{\text{decay}}^h)^{-1} \sim 10^{-8}$ s, which are small in comparison to any other time scale in the system, the solution for n_h reaches the dynamical equilibrium:

$$n_{\pi^-} = \frac{n_N \cdot \text{Br}_{N\rightarrow\pi^-}}{\tau_N(\Gamma_{\text{decay}}^{\pi^-} + \langle\sigma_{p\rightarrow n}^{\pi^-}v\rangle(1 - X_n)n_B)}, \quad n_{\pi^+} = \frac{n_N \cdot \text{Br}_{N\rightarrow\pi^+}}{\tau_N(\Gamma_{\text{decay}}^{\pi^+} + \langle\sigma_{n\rightarrow p}^{\pi^+}v\rangle(1 - X_n)n_B)}, \quad (\text{D12})$$

$$n_K = \frac{n_N \cdot \text{Br}_{N\rightarrow K}}{\tau_N(\Gamma_{\text{decay}}^K + \langle\sigma_{p\rightarrow n}^K v\rangle(1 - X_n)n_B + \langle\sigma_{n\rightarrow p}^K v\rangle X_n n_B)}, \quad (\text{D13})$$

where $K = K^-/K_L^0$.

Therefore, we solve a single equation

$$\frac{dX_n}{dt} = \left(\frac{dX_n}{dt}\right)_{\text{SM}} + \left(\frac{dX_n}{dt}\right)_\pi + \left(\frac{dX_n}{dt}\right)_{K^-} + \left(\frac{dX_n}{dt}\right)_{K_L^0}. \quad (\text{D14})$$

where we use meson number densities given by Eqs. (D12) and (D13) in the meson-driven conversion rates (D11). The results are shown in Fig. 7. Our main result is the right panel of Fig. 7 – it shows that the value $T_0^{\text{min}} \simeq 1.50$ MeV and that its variation as a function of the HNL mass is within $\pm 1\%$.

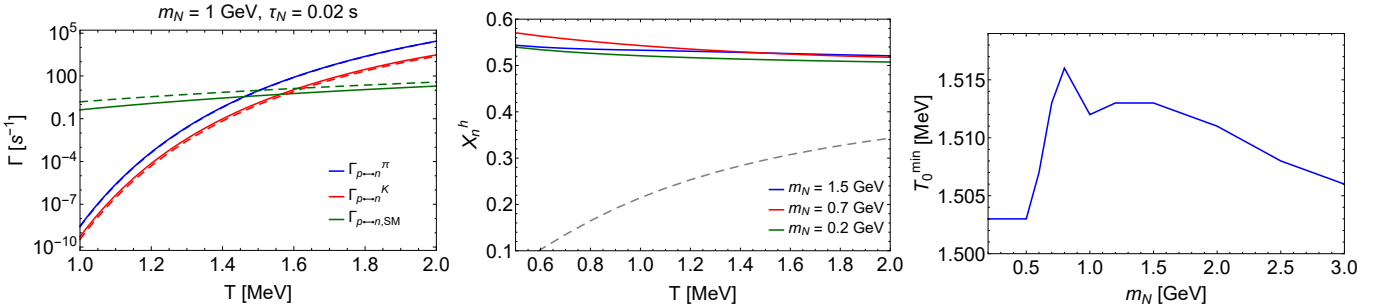


Figure 7. *Left panel*: the behavior of the $p \rightarrow n$ (solid lines) and $n \rightarrow p$ (dashed lines) conversion rates in the case of pion and kaon driven conversions and SBBN. We consider HNLs mixing with e flavor, mass $m_N = 1$ GeV and lifetime $\tau_N = 0.02$ s as an example. *Middle panel*: the temperature dependence of the neutron abundance X_n assuming that its evolution is completely dominated by the meson driven $p \leftrightarrow n$ conversions. We consider HNLs mixing with e flavor and different masses: $m_N = 200$ MeV (only pions are present), $m_N = 700$ MeV (pions and charged kaons are present), $m_N = 1.5$ GeV (pions, charged and neutral kaons are present). The dashed gray line denotes the value of the neutron abundance at equilibrium in SBBN. *Right panel*: the HNL mass dependence of the temperature T_0^{min} .

With the help of Eqs. (D2), (D5), we obtain the value of the neutron abundance driven solely by a given meson h . As long as $T \gtrsim T_0$ (see Eq. (8) and left panel of Fig. 7), the weak interaction processes may be completely neglected, and the resulting X_n are given by

$$X_n^{\pi^\pm} = \frac{\langle\sigma_{p\rightarrow n}^{\pi^\pm}v\rangle \cdot n_{\pi^\pm}}{\langle\sigma_{p\rightarrow n}^{\pi^\pm}v\rangle \cdot n_{\pi^\pm} + \langle\sigma_{n\rightarrow p}^{\pi^\pm}v\rangle \cdot n_{\pi^\pm}} \approx \frac{0.9F_c^\pi(T)}{1 + 0.9F_c^\pi(T)}, \quad X_n^{K^-} \approx \frac{2.46F_c^K}{2.46F_c^K + 1}, \quad X_n^{K_L^0} \approx 0.32 \quad (\text{D15})$$

The values of $X_n^{\pi^-/K^-}$ grow with the decrease of the temperature due to the growth of the Coulomb factor F_c , which enhances the rate of the $p \rightarrow n$ process.

The quantities (D15) provide us the qualitative estimate of the value of X_n in presence of different mesons, Fig. 7. Below the kaon production threshold, $X_n^h = X_n^{\pi^\pm}$. At larger masses, in order to find X_n^h we need to set the whole right hand-side of Eq. (D10) to zero. Below the K_L^0 production threshold (which occurs at $m_N = m_\phi$), the value of X_n^h grows, since charged kaons tend X_n to higher values than $X_n^{\pi^-}$. Above the neutral kaon production threshold, the ratio $\text{Br}_{N \rightarrow K^-}/\text{Br}_{N \rightarrow \pi^-}$ increases (Fig. 6) and X_n^h grows further. However, kaons K_L^0 , that are present in small amounts, somewhat diminish this growth.

The value of $X_n^h(m_N)$ provide us the mass dependence of $T_0^{\text{min}}(m_N)$, which is the smallest temperature allowed by observations (c.f. Fig. 1). We show it in Fig. 7 (right panel).

3. SBBN evolution at $T < T_0^{\text{min}}$

If HNLs disappear from the plasma before neutrinos froze out, the evolution of the neutron abundance and subsequent nuclear reactions proceed exactly as in SBBN case (albeit with modified initial value of X_n at $T = T_0^{\text{min}}$).

Indeed, the onset of nuclear reactions is determined by the dynamical balance between reactions of deuterium synthesis and dissociation. This balance depends on the value of η_B . The latter gets diluted by the factor ζ due to decays of HNLs, see Section B. However, we fix η_B at the beginning of nuclear reactions to be the same as measured by CMB. This of course means that η_B has been ζ^{-1} times higher before decays of HNLs, but no observables can probe the value of η_B in this epoch.

Another ingredient that affects dynamics of nuclear reactions is the time-temperature relation, traditionally encoded in the value of N_{eff} . If HNLs have $\tau_N \ll 0.02$ s, neutrinos are in equilibrium and therefore HNL decays do not change N_{eff} , see detailed analysis in [62].

As a result, evolution of primordial plasma below T_0^{min} is governed by the SBBN equations.

Appendix E: Dissociation of light elements by mesons and domain of validity of our treatment

The analysis presented in this paper is valid as long as HNLs decay before neutrino decoupling times. This puts the upper limit on HNL lifetime, Eq. (15). It is clear, however, that once the lifetime is so long enough and HNLs (their decay products) can survive till the onset of nuclear reactions, our treatment needs to be changed.

Indeed, pions, if present in the plasma at temperatures $T \lesssim T_{\text{BBN}}$, dissociate light nuclei. The ${}^4\text{He}$ threshold-less dissociation processes are (see [33])

$$\pi^- + {}^4\text{He} \rightarrow T + n, \quad \pi^- + {}^4\text{He} \rightarrow D + 2n, \quad \pi^- + {}^4\text{He} \rightarrow p + 3n \quad (\text{E1})$$

To estimate the lifetimes at which the processes (E1) can be neglected, we compare the number density of mesons *available for the dissociation* with the number density of ${}^4\text{He}$ nuclei:

$$n_{\text{He diss}}^h(T_{\text{BBN}}) \ll n_{\text{He}}(T_{\text{BBN}}), \quad (\text{E2})$$

c.f. Eq. (7). Here, $n_{\text{He diss}}^\pi$ is defined via

$$n_{\text{He diss}}^\pi(T_{\text{BBN}}) = n_N \cdot \text{Br}_{N \rightarrow \pi^-} \cdot P_{\text{He diss}} \quad (\text{E3})$$

and $P_{\text{He diss}}$ is the probability for a single meson to dissociate ${}^4\text{He}$ nuclei before decaying:

$$P_{\text{He diss}} = \frac{\langle \sigma_{\text{He diss}}^\pi v \rangle n_{\text{He}}}{\Gamma_{\text{decay}}^\pi} \simeq 8.3 \cdot 10^{-2} \cdot \frac{4 \cdot n_{\text{He}}}{n_B} \left(\frac{T}{1 \text{ MeV}} \right)^3, \quad (\text{E4})$$

where we used the total cross-section of the dissociation processes (E1), $\langle \sigma_{\text{He diss}}^\pi v \rangle \simeq 6.5 \cdot F_{\text{He}\pi^-}$ mb (a factor $F_{\text{He}\pi^-} \simeq 3.5$ accounts for the Coulomb attraction, Eq. (D3)).

In our estimates, we use $T_{\text{BBN}} = 84$ keV, assuming that all free nucleons become bounded in ${}^4\text{He}$ nuclei at this temperature. We also do not take into account that after the dissociation of Helium the abundance of lighter elements will be also increased significantly. Assuming $n_{\text{He}} \simeq n_B/4$ in (E2), and using Eqs. (E3), (E4) with the HNL number density given by Eq. (B8), we arrive at the upper bound on HNL lifetimes for which our analysis is applicable, $\tau_N \lesssim 40$ s. Notice, that the dependence on ζ is only logarithmic, therefore its exact value and its mass dependence plays no role. The analysis for $\tau_N > 40$ s should be performed separately, see e.g. [46].