

Constraints on the distance duality relation with standard sirens

N. B. Hogg,^a M. Martinelli,^b and S. Nesseris^b

^aInstitute of Cosmology and Gravitation, University of Portsmouth,
Burnaby Road, Portsmouth PO1 3FX, United Kingdom

^bInstituto de Física Teórica UAM-CSIC,
Campus de Cantoblanco, 28049 Madrid, Spain

E-mail: natalie.hogg@port.ac.uk, matteo.martinelli@uam.es, savvas.nesseris@csic.es

Abstract. We use gravitational wave (GW) standard sirens, in addition to Type Ia supernovae (SNIa) and baryon acoustic oscillation (BAO) mock data, to forecast constraints on the electromagnetic and gravitational distance duality relations (DDR). We make use of a parameterised approach based on a specific DDR violation model, along with a machine learning reconstruction method based on the Genetic Algorithms. We find that GW provide an alternative to the use of BAO data to constrain violations of the DDR, reaching 3% constraints on the violation parameter we consider when combined with SNIa, which is only improved by a factor of ≈ 1.4 if one instead considers the combination of BAO and SNIa. We also investigate the possibility that a neglected modification of gravity might lead to a false detection of DDR violations, even when screening mechanisms are active. We find that such a false detection can be extremely significant, up to $\approx 10\sigma$ for very extreme modified gravity scenarios, while this reduces to $\approx 4\sigma$ in a more realistic case. False detections can also provide a smoking gun for the modified gravity mechanism at play, as a result of the tension introduced between the SNIa+GW and SNIa+BAO combinations.

Contents

1	Introduction	1
2	Photon decay and deviations from standard DDR	2
3	Forecast DDR constraints: the impact of standard sirens	5
3.1	Results	7
4	Modified Gravity effects on the luminosity distance	10
4.1	MG as a contaminant for DDR constraints	12
4.2	Simultaneous MG and DDR constraints	13
4.3	Impact of MG screening mechanisms	15
5	Machine learning reconstructions	16
5.1	Results	17
6	Conclusions	18
A	Mock datasets	21
A.1	Type Ia supernovae	21
A.2	Baryon acoustic oscillations	22
A.3	Standard sirens	22

1 Introduction

On the 11th February 2016, the Laser Interferometer Gravitational-Wave Observatory (LIGO) and Virgo collaborations announced the first direct detection of a gravitational wave signal, coming from the inspiral, merger and ringdown of a binary black hole system [1]. The subsequent observation in 2017 of a binary neutron star merger concurrent with an electromagnetic counterpart (GW170817) heralded a new era of multi-messenger astronomy and the use of gravitational wave events as so-called “standard sirens” [2–5].

These two groundbreaking observations had important repercussions for cosmology too. The first lent further support to Einstein’s theory of general relativity (GR) by confirming the theory’s prediction of gravitational waves; the second placed strong constraints on modified gravity theories that predicted a tensor speed different to that of light [6–8], as well as providing a new distance ladder independent measurement of the Hubble parameter H_0 [9]. Such a measurement of H_0 is still not competitive with those provided by other probes [10], but it highlights how future GW telescopes will be able to shed light on the cosmological tension problems faced by contemporary cosmology.

One example of a future gravitational wave observatory is the Einstein Telescope (ET), a proposed ground-based triangular interferometer that will be part of the third generation of gravitational wave detectors [11]. Current terrestrial detectors such as LIGO and Virgo are limited in the low frequency range by seismic and thermal noise; these factors will be mitigated especially in the case of the ET by its proposed underground construction and cryogenic cooling of the interferometer mirrors. The reduced noise levels of the ET and other third generation detectors will therefore enable extremely sensitive measurements of gravitational wave signals to be made, bringing standard siren detections into the realm of precision cosmology [12].

As our measurements of cosmological parameters improve, the standard cosmological model of a spatially flat Universe dominated by a cosmological constant plus cold dark matter (Λ CDM) is still the most appealing to explain observations with respect to the most common alternatives (see e.g. [13, 14] for recent constraints obtained by the Planck and DES surveys). Therefore, it becomes necessary to consider how best to constrain more exotic deviations from the standard paradigms of general relativity and Λ CDM. A feasible possibility is a violation of the distance duality relation (DDR), which relates angular diameter and luminosity distances. Deviations can occur in both the electromagnetic (EM) and gravitational wave (GW) sectors. However, these would be due to very different physical mechanisms, with the former related to a non-standard propagation of photons and the latter to an anomalous propagation of gravitational waves.

In this work, we focus on the first of these possibilities, studying a toy model in which the EM DDR is broken as photons decay into axions while propagating through cosmic magnetic fields. Such deviations of the DDR are commonly constrained using SNIa observations alongside BAO measurements, where the latter are not sensitive to the violation mechanisms and can therefore break the degeneracies between DDR violation and standard cosmological parameters. We explore the possible use of future GW datasets as an alternative to BAO, or alongside them, to constrain the DDR violation model under examination. We exemplify our method using mock datasets for future observations of SNIa, BAO and GW and, using an MCMC analysis, show the constraints that can be obtained on cosmological and model parameters. However, this approach can lead to false detections of DDR violations if mechanisms leading to anomalous GW propagation are also at play and are not considered in the analysis. Exploring this possibility, we attempt to highlight the signatures of such a scenario in the final results of the analysis pipeline, investigating the constraints one would obtain if both deviations from the standard behaviour are considered at the same time.

Finally, we also perform a machine learning reconstruction of the distance duality relations as functions of redshift, using Genetic Algorithms (GA). The GA are a stochastic optimisation approach that, given some data, can provide functional reconstructions that depend solely on the redshift z and are based on a minimal set of assumptions [15, 16]. The main advantage of this approach is that the GAs are not susceptible to theoretical priors about the behaviour of the data under question and can detect hidden features in the data, that at first sight might be missed by traditional inference approaches. The GA can also help avoid biases in the results and possible false detections of DDR violations, something which we explicitly test using mock data in order to validate our approach.

This paper is organised as follows: in Section 2 we describe deviations from the standard DDR in the electromagnetic sector focusing on a toy model describing the decay of photons into axions, and in Section 3 we explicitly demonstrate how standard sirens can be used as an alternative to, or alongside, BAO to constrain these deviations, briefly describing the mock datasets we use for this analysis; in Section 4 we extend our analysis of DDR violations when anomalous GW propagation is also present, here due to a modified gravity mechanism, and investigate the bias that such a mechanism would introduce in our results; in Section 5 we show the results of our GA reconstruction of the DDR; in Section 6 we present our conclusions. Finally, in Appendix A we provide more technical details related to our mock datasets, describing the specifications of the various surveys and telescopes we consider and the procedure we followed to create them.

2 Photon decay and deviations from standard DDR

The investigation of the homogeneous expansion of the Universe commonly relies on the observations of standard candles, which probe the luminosity distance d_L , and standard rulers, through which we can measure the angular diameter distance d_A . In the standard spatially flat Λ CDM model and given a

set of cosmological parameters, we can obtain both the luminosity and the angular diameter distances as

$$d_L(z) = (1+z)r(z), \quad (2.1)$$

$$d_A(z) = \frac{r(z)}{1+z}, \quad (2.2)$$

where $r(z)$ is the comoving distance,

$$r(z) = c \int_0^z \frac{dz'}{H(z')}, \quad (2.3)$$

$H(z)$ is the Hubble parameter in units of $\text{km s}^{-1} \text{Mpc}^{-1}$ and c is the speed of light in km s^{-1} . Combining Equation 2.1 and Equation 2.2 one obtains

$$d_L(z) = (1+z)^2 d_A(z), \quad (2.4)$$

which is the so-called distance duality relation (DDR). This relation is extremely useful when computing predictions of cosmological models, but it is valid only if two conditions hold: that the number of photons is conserved and that they travel on null geodesics in a pseudo-Riemannian spacetime [17, 18].

In this paper we focus on violations of the first of these two possibilities, investigating mechanisms that lead photons to be converted into other particles, such as axions or other axion-like particles [19]. Axion models have received a spike in interest after the recent XENON1T observation of excess electronic recoil, which was attributed to solar axions with a significance of 3.5σ [20]¹. Here we examine a specific mechanism that considers the possibility of novel scalar and pseudo-scalar particles inspired from beyond Standard Model (BSM) physics coupling to the photons via the following interaction terms [23]

$$\mathcal{L}_{\text{int,scalar}} = \frac{1}{4M} F_{\mu\nu} F^{\mu\nu} \phi \quad (2.5)$$

and

$$\mathcal{L}_{\text{int,pseudo}} = \frac{1}{8M} \epsilon_{\mu\nu\lambda\rho} F^{\mu\nu} F^{\lambda\rho} \phi, \quad (2.6)$$

where M is the energy scale of the coupling, $\epsilon_{\mu\nu\lambda\rho}$ the Levi-Civita antisymmetric symbol, ϕ is the axion particle and $F^{\mu\nu}$ the electromagnetic field strength. In the presence of magnetic fields, photons have a non-vanishing probability of converting to axions via a see-saw-like mechanism after travelling a distance L . The probability is given by [24, 25]:

$$P_{\gamma \rightarrow \phi} = \sin(2\theta)^2 \sin\left(\frac{\Delta}{\cos(2\theta)}\right)^2, \quad (2.7)$$

where the parameters in the previous equation are given by $\Delta = m_{\text{eff}}^2 L / 4\omega$, $\tan(2\theta) = 2B\omega / (Mm_{\text{eff}}^2)$. Here, B is the strength of the magnetic field, while $\omega = 2\pi f$ the frequency of the photons and $m_{\text{eff}}^2 = |m_\phi^2 - \omega_p^2|$, where $\omega_p^2 = 4\pi^2 \alpha n_e / m_e$ is the plasma frequency of the medium related to the effective mass of the photons and m_ϕ is the axion mass.

¹It has been noted that astrophysical constraints on solar axions are incompatible with the XENON1T excess [21], and that the detection could be due to the previously unaccounted-for β decays of tritium in the detector [22]. The significance of the solar axion fit decreases to 2.1σ if this additional tritium component is considered.

This probability of converting photons to axions means that the photon number is not conserved, hence the observed luminosity distance, $d_L^{\text{EM}}(z)$, is different to the “bare” one, $d_L^{\text{bare}}(z)$, which corresponds to a model where the photon number is conserved and can be computed using Equation 2.4. Since we can only detect those photons along the line of sight, the observed and bare luminosity distances are related by a factor $\mathcal{P}(z)$ such that [23]

$$d_L^{\text{EM}}(z) = \frac{d_L^{\text{bare}}(z)}{\sqrt{\mathcal{P}(z)}}. \quad (2.8)$$

The redshift evolution of the function $\mathcal{P}(z)$ depends on the type of intervening magnetic field responsible for the photon decay. Following [23], we distinguish here between incoherent (inc) and coherent (coh) magnetic fields, leading to different redshift trends for the $\mathcal{P}(z)$ function:

$$\mathcal{P}_{\text{inc}}(z) = A + (1 - A) \exp\left(-\frac{3}{2} \frac{H_0}{c} r(z) \xi_0\right), \quad (2.9)$$

$$\mathcal{P}_{\text{coh}}(z) = A + (1 - A) \exp\left(-\frac{H(z) - H_0}{\Omega_m H_0} \xi_0\right), \quad (2.10)$$

where Ω_m is the energy density of matter at $z = 0$. The factor A sets the amplitude of the deviation from the standard DDR, and it can be expressed in terms of the initial flux of the axions and photons at some initial redshift z_I , denoted by $I_\phi(z_I)$ and $I_\gamma(z_I)$ respectively, as [23]

$$A = \frac{2}{3} \left(1 + \frac{I_\phi(z_I)}{I_\gamma(z_I)}\right), \quad (2.11)$$

and the parameter ξ_0 is related to the transition probability $P_{\gamma \rightarrow \phi}$ of each domain of length L through

$$\xi_0 = \frac{c}{H_0} \frac{P_{\gamma \rightarrow \phi}}{L}. \quad (2.12)$$

Since we expect the photons to travel through several domains of intergalactic magnetic fields with coherence of at least $\sim 50\text{Mpc}$, then Equation 2.9 and Equation 2.10 can be considered as both an average over several domains and frequencies of the photons. Moreover, we may make a heuristic argument that the transition probability should be of the order of a few percent, which then implies from Equation 2.12 that $\xi_0 = \mathcal{O}(1)$. Hence, throughout the rest of this paper, we will assume that $\xi_0 = 1$.

Assuming the angular diameter distance $d_A(z)$ is not affected, we can then define the parameter $\eta_{\text{EM}}(z)$ which characterises the deviation from the DDR:

$$\eta_{\text{EM}}(z) \equiv \frac{d_L^{\text{EM}}(z)}{d_L^{\text{bare}}(z)} = \frac{d_L^{\text{EM}}(z)}{(1+z)^2 d_A(z)} = \frac{1}{\sqrt{\mathcal{P}(z)}}, \quad (2.13)$$

where $\mathcal{P}(z)$ is given by Equation 2.9 and Equation 2.10 in the incoherent and coherent regimes respectively. Previous literature investigating departures from the DDR usually makes use of a simple parameterisation (see e.g. [26, 27])

$$d_L^{\text{EM}} = (1+z)^{2+\epsilon_0} d_L^{\text{bare}}(z), \quad (2.14)$$

which yields

$$\eta_{\text{EM}}(z) = (1+z)^{\epsilon_0}. \quad (2.15)$$

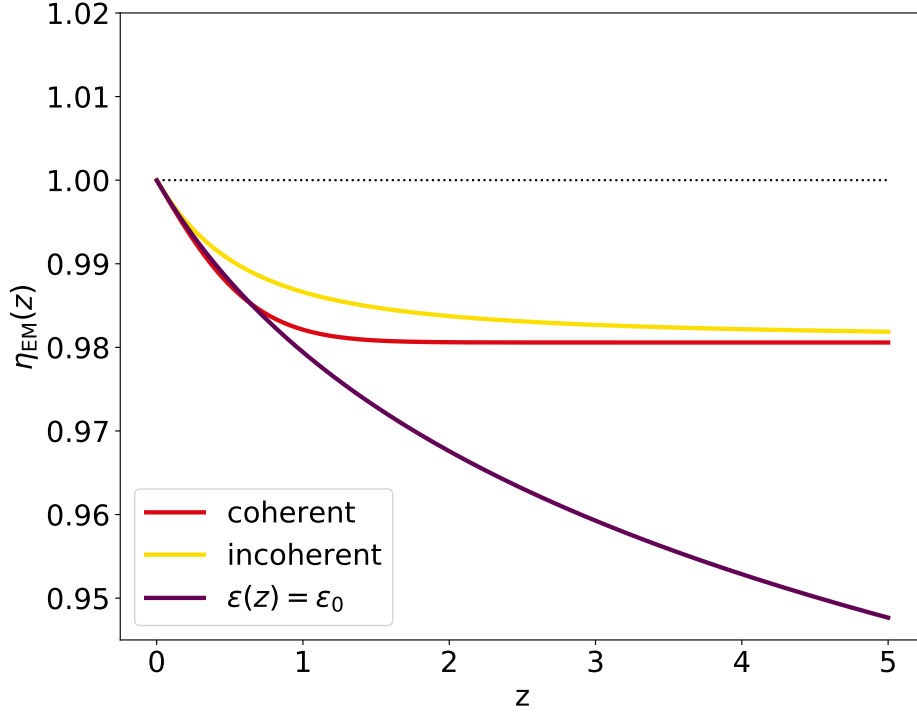


Figure 1. A comparison of the incoherent and coherent models, given by Equation 2.9 and Equation 2.10 respectively, versus the phenomenological expansion $\epsilon(z) = \epsilon_0$. We assumed $\Omega_{m0} = 0.315$ and $\epsilon_0 = -0.03$.

Therefore, one can compare Equation 2.13 and Equation 2.15 to map current constraints on ϵ_0 . From Equation 2.11 we see that if $A > 1$, then this implies that at early times the intensity of the axions satisfies $I_\gamma(z_I) < 2I_\phi(z_I)$. Since we roughly expect the intensity of the particles to be proportional to their number n , then this also implies that approximately $n_\gamma(z_I) < 2n_\phi(z_I)$. Mapping current constraints on $\eta_{\text{EM}}(z)$ [28] to the $\mathcal{P}(z)$ function through Equation 2.13, we obtain, in the coherent regime, $A = \mathcal{O}(1)$, which implies that $n_\gamma(z_I) \simeq 1.881n_\phi(z_I)$ or, in other words, that at early times we expect a scenario with twice as many photons than axions, which is compatible with the expectation that at early times photons dominate the thermal bath.

In Figure 1 we show a comparison of the duality parameter $\eta_{\text{EM}}(z)$ for the incoherent and coherent axion models, given by Equation 2.9 and Equation 2.10 respectively, versus the phenomenological parameterisation of Equation 2.15. We assumed $\Omega_m = 0.315$ and $\epsilon_0 = -0.03$. Note that at $z = 0$, all models have $\eta_{\text{EM}}(z = 0) = 1$. Since the conversion of photons to axions is an integrated effect along the line of sight, at small distances away from the observer there are very few, if any, magnetic domains, and therefore the distance duality relation holds.

3 Forecast DDR constraints: the impact of standard sirens

In this paper we are interested in quantifying the constraints on the possible deviations from DDR due to the mechanisms described in Section 2. The crucial observations needed to constrain these effects are produced by SNIa surveys, which will provide measurements of the distance modulus $\mu(z)$, connected to the luminosity distance through

$$\mu(z) \equiv m(z) - M_0 = 5 \log_{10} d_L^{\text{EM}}(z) + 25, \quad (3.1)$$

where m is the apparent magnitude of the SNIa at redshift z and M_0 its intrinsic magnitude. Such measurements are sensitive to the decay of photons through [Equation 2.8](#) and can therefore place constraints on the parameters that govern the coupling of photons to axions, A and ξ_0 . However, it has been shown [\[28\]](#) that using the information from SNIa surveys alone leads to strong degeneracies between the DDR parameters and Ω_m , limiting the constraining power of this observable (more details on this degeneracy are shown in [subsection 3.1](#) below).

For this reason, it is common to combine SNIa with BAO data; the latter are able to provide constraints on combinations of the angular diameter distance $d_A(z)$, the Hubble parameter $H(z)$ and the sound horizon at the dragging epoch r_d . These measurements are not sensitive to the deviation from standard DDR that we consider and can therefore be used to break the degeneracies and increase the constraining power of the data on A .

However, the BAO data come with their own issues. A fiducial cosmology must be assumed to obtain distances from the measured angular scale on the sky, thus possibly inducing some model bias into the data. Further uncertainties are introduced by the fact that nonlinear effects damp and modify the locations of the BAO in the galaxy power spectrum, thus possibly introducing systematic errors in the estimation of the inferred cosmological parameters (see e.g. [\[29\]](#)). Several techniques have been developed to standardise BAO distance measurements; however most of them rely on modelling of nonlinear scales, which is not trivial if one abandons the Λ CDM model for extended theories. Alternatively one can rely on observables not affected by such nonlinear effects [\[30, 31\]](#), paying the price of a reduced constraining power.

Given these caveats, it would be useful to have an extra observables to use alongside the routinely employed SNIa and BAO; such observables would need to be able to probe the cosmological parameters without suffering from the degeneracy with DDR deviations that SNIa exhibit. Recent detections of gravitational waves (e.g. [\[32–34\]](#)) have shown that these observations can provide a new way of testing the fundamental physical mechanisms at play in the Universe. Gravitational waves are the propagation of perturbations in the tensor sector, which, in GR and in vacuum propagation satisfy

$$h''_{\mathcal{A}}(\tau, k) + 2\mathcal{H}h'_{\mathcal{A}}(\tau, k) + k^2 h_{\mathcal{A}}(\tau, k) = 0 \quad (3.2)$$

with $h_{\mathcal{A}}(\tau, k)$ the Fourier modes of the GW amplitude, the prime representing the derivative with respect to conformal time $d\tau = dt/a(t)$, \mathcal{H} the conformal Hubble parameter ($\mathcal{H} = aH$) and the index $\mathcal{A} = +, \times$ running over the two polarisations.

It can be shown [\[35\]](#) that $h_{\mathcal{A}}$ is connected to the luminosity distance via

$$h_{\mathcal{A}} \propto \frac{1}{d_L^{\text{GW}}(z)}, \quad (3.3)$$

and therefore distance measurements can be obtained by observing gravitational waves from merger events. If the redshift of the event is measured by observing an electromagnetic counterpart, we can construct a Hubble diagram using these as standard sirens.

The photon–axion coupling we consider in this work does not affect the luminosity distance measured through GW observations. These therefore probe the bare luminosity distance, assuming that no other physical mechanism is leading to deviations from the GW propagation predicted by GR, and in [Equation 3.3](#) $d_L^{\text{GW}}(z) = d_L^{\text{bare}}(z)$. This implies that, as with the BAO data, the observations of standard sirens by future surveys can be used in combination with SNIa to constrain deviations from DDR. We therefore focus on these three observables: SNIa, BAO and GW, using them to quantify our future ability to constrain deviations from the DDR. We create simulated data for:

- an SNIa survey based on what will be achievable with the Legacy Survey of Space and Time (LSST), performed by the Vera C. Rubin Observatory. LSST will survey approximately 18,000

square degrees of the sky and conservative estimates predict observations of 10,000 SNIa up to $z \approx 1$ [36]. We provide more details of the LSST data we simulate in Appendix A.1.

- a BAO survey based on forecast data for the Dark Energy Spectroscopic Instrument (DESI), a spectroscopic galaxy survey expected to be fully operational by the end of 2020 [37]. We provide more details of the DESI data we simulate in Appendix A.2.
- GW data expected from the proposed Einstein Telescope (ET) [11], a future third-generation terrestrial gravitational wave observatory. We consider here future observations of binary neutron star (BNS) mergers; such events could provide a corresponding electromagnetic observation, allowing a redshift measurement, and in this paper we assume that a counterpart will be available for $N_{\text{GW}} = 1000$ observations performed by ET². We follow the specifications and the noise calculation presented in [38–40]. A detailed description of the steps and assumptions taken to obtain the simulated dataset for GW is shown in Appendix A.3.

Note that the ET as an experiment is still in the proposal stage, as opposed to DESI, which has already seen first light, and LSST, which is currently under construction. This means that there is likely to be a ~ 10 year gap between the final data releases from LSST and DESI and the first results from ET. Nevertheless, forecasting the constraints that all three will jointly provide is still an interesting and useful endeavour.

Following the specifications for these experiments we assume a fiducial cosmology where no deviation from DDR is present ($A = 1$), and we take the fiducial values for the standard cosmological parameters $\Omega_m = 0.314$, $H_0 = 67.36 \text{ km s}^{-1} \text{ Mpc}^{-1}$. Throughout this paper we assume a vanishing contribution to the total energy density from curvature ($\Omega_k = 0$) and we assume that the late time expansion of the Universe is dominated by a cosmological constant Λ with energy density $\Omega_\Lambda = 1 - \Omega_m$. As the data we consider only probe the low redshift regime, we consider the contributions from the radiation energy density to be negligible.

We forecast the constraining power of these surveys, implementing a new likelihood module for the publicly available MCMC sampler Cobaya [41], obtaining the theoretical prediction for $d_A(z)$ from CAMB [42, 43] for each point in the parameter space, and computing the luminosity distances observed by SNIa (d_L^{EM}) and GW (d_L^{GW}) using Equation 2.8 and Equation 2.1 respectively. We sample the standard cosmological parameters Ω_m and H_0 , alongside the DDR parameter A , imposing flat priors on them. We obtained our constraints for both the incoherent and coherent axion models, finding no significant difference in the results for each. We thus choose to present only the incoherent model results.

When fitting the simulated SNIa data we make use of the likelihood described in Appendix C of [44], which takes into account the complete degeneracy of H_0 and M_0 that this probe suffers from, marginalising them out.

3.1 Results

Using the mock datasets introduced above, where no deviation from DDR occurs, we aim to forecast the constraints that will be achieved in the future using the three types of observations we consider here. We firstly focus on the results obtained using SNIa observations alone. As we already discussed, these observations are not sensitive to H_0 and M_0 individually, but rather only to their combination.

²Such an assumption could be seen as optimistic. If the number of events with an electromagnetic counterpart is reduced, one could infer the redshift of the mergers with alternative methods, paying the price of a larger uncertainty on the redshift estimation (see e.g. [10])

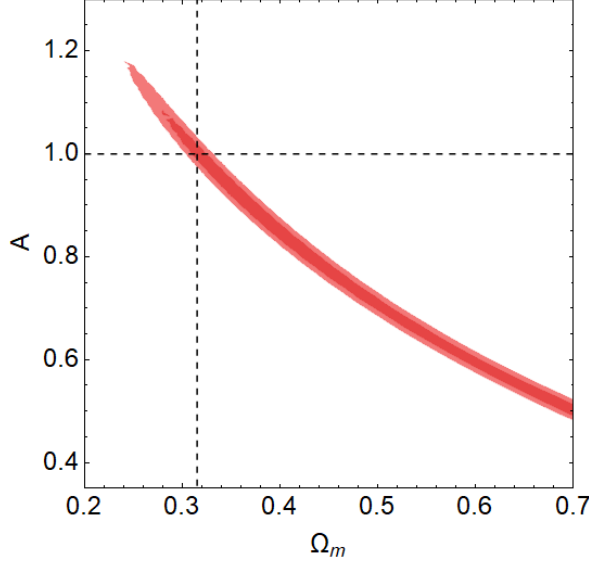


Figure 2. 2D constraints on the matter energy density Ω_m and the DDR violation parameter A obtained analysing the LSST mock dataset for SNIa.

However, another strong degeneracy appears when we try to constrain deviations from the standard DDR. As we show in [Figure 2](#), the parameter A is strongly degenerate with Ω_m , and a variation of A allows the theoretical predictions we obtain to be compatible with the dataset for extreme values of the matter energy density. Notice that to obtain the results of [Figure 2](#), we relied on a grid sampling of the bi-dimensional parameter space, rather than on MCMC method based on the Metropolis–Hastings (MH) algorithm [45], such as that implemented in Cobaya, that we use for the rest of the results. This is necessary due to the degeneracy itself, which makes the MCMC struggle to reconstruct the posterior distribution. When sampling these parameters using the LSST mock dataset alone, the MH struggles to explore the full line of degeneracy between A and Ω_m , instead finding false peaks in the posterior distribution which it is unable to move away from.

As a further check, we exploited the method of nested sampling, using the PolyChordLite code [46, 47] implemented in Cobaya. This enabled us to properly explore the full extent of the degeneracy, as nested sampling is much better suited to sampling multi-modal and other complicated distributions than MH, and also allowed us to recover the results obtained with the grid approach. We were further able to show that the addition of the BAO dataset is sufficient to break the degeneracy between Ω_m and A . We therefore urge caution when investigating degenerate models with simple sampling methods such as MH, and stress that checks with different sampling methods are always beneficial. Such a result highlights the necessity of using other observations which, unlike SNIa, are not sensitive to the parameter A and are therefore able to break this degeneracy by measuring Ω_m .

We therefore now focus on the combination of SNIa with BAO and GW observations. Our constraints on the cosmological parameters are reported in [Table 1](#), while we show the marginalised posterior distributions and the two dimensional contours in [Figure 3](#), combining LSST first with ET and DESI separately and then all together. The 68% confidence intervals of the constraints are all compatible with the Λ CDM fiducial cosmology, shown by the dashed lines.

These results show how a combination of SNIa and GW observation from the ET would be competitive with the combination of SNIa and BAO, with the constraints that improve only by a factor of ≈ 1.4 for the latter. The use of standard sirens is therefore able to break the degeneracy

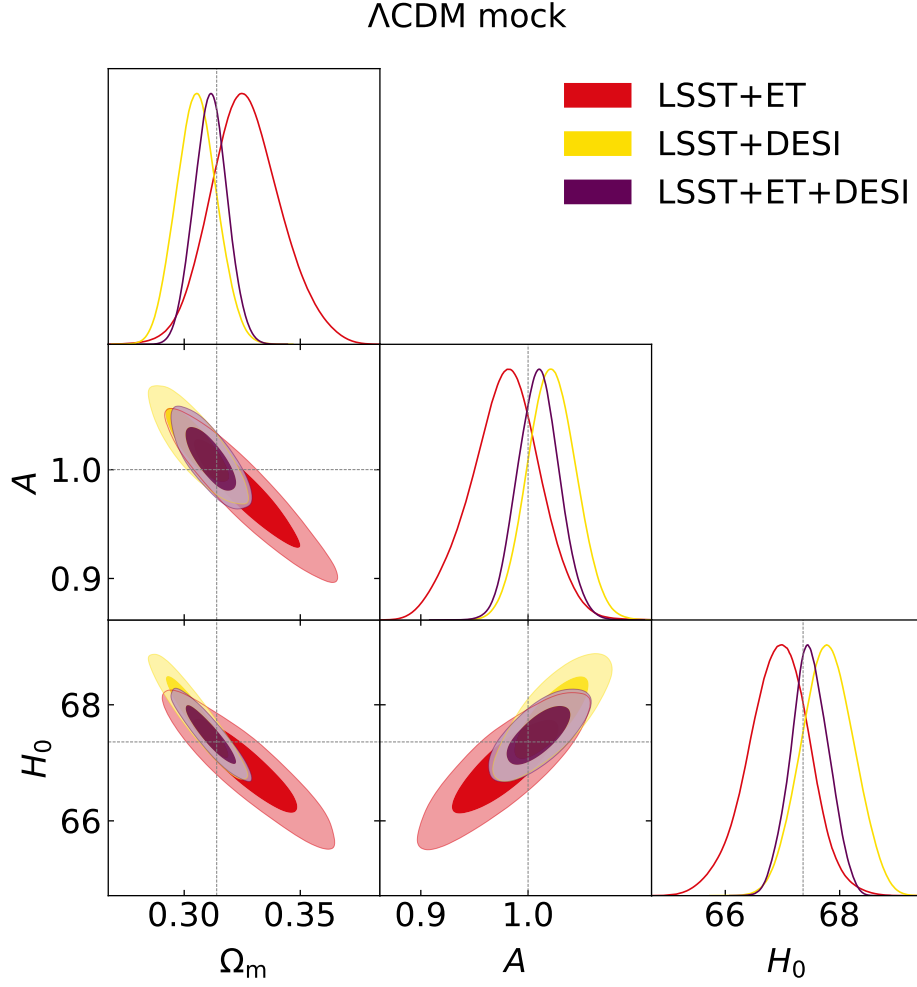


Figure 3. Constraints on H_0 , Ω_m and the photon–axion decay model parameter A for electromagnetic DDR breaking, using a mock obtained with a Λ CDM cosmology. The combinations of LSST+ET, LSST+DESI and LSST+ET+DESI are shown in red, yellow and purple respectively.

between A and Ω_m and to help in constraining deviations from DDR, thus allowing us to test whether or not the BAO results are affected by the possible issues we described above. Nevertheless, it is possible to notice in [Figure 3](#) how the $A - \Omega_m$ degeneracy is not completely broken by the use of ET data, with the Ω_m posterior moving towards high values because of this effect.

Combining all datasets together the constraints on DDR violations are improved with respect to the LSST+ET and LSST+DESI cases, and we achieve a 2% constraint on A .

	LSST+ET	LSST+DESI	LSST+ET+DESI
H_0	66.87 ± 0.54	67.75 ± 0.47	67.44 ± 0.36
$\Omega_{m,0}$	0.328 ± 0.015	0.3056 ± 0.0090	0.3116 ± 0.0077
A	0.977 ± 0.033	1.023 ± 0.023	1.010 ± 0.020

Table 1. Mean values and marginalised 68% confidence level errors for H_0 , Ω_m and A for the three combinations of mock datasets considered.

4 Modified Gravity effects on the luminosity distance

In [section 3](#) we have shown how the use of GW observations alongside SNIa allows us to obtain results competitive with the use of BAO on violations of the DDR, while at the same time avoiding the possible assumptions underlying the determination of the BAO data. However, several effects can alter the propagation of GW leading to $d_L^{\text{GW}}(z) \neq d_L^{\text{bare}}(z)$. If such effects are not properly taken into account, the analysis we proposed above can lead to inaccurate results, with a bias introduced on the estimation of cosmological parameters.

In order to show this possible setback in the use of GW, in this paper we focus on theories alternative to GR, such as theories that generalise the Einstein–Hilbert action by adding non-minimally coupled scalar fields or higher order covariant terms; in such cases, we expect modifications to the terms of [Equation 3.2](#). Changes to the $k^2 h_{\mathcal{A}}$ term cause the speed of propagation of GW (c_T) to vary and are therefore extremely constrained by the observations of the event GW170817 [\[5\]](#), which determined the relative difference between c_T and the speed of light to be $O(10^{-15})$. However, such constraints are obtained for $z \lesssim 0.1$, thus in principle a time-varying speed of the gravitational wave propagation could be allowed at higher redshifts. Changes to the friction term of GW propagation are also not excluded, so overall we can consider the modified propagation equation of the form [\[48, 49\]](#)

$$h''_{\mathcal{A}}(\tau, k) + 2\mathcal{H}[1 - \delta(\tau)]h'_{\mathcal{A}}(\tau, k) + k^2 c_T(\tau)^2 h_{\mathcal{A}}(\tau, k) = 0, \quad (4.1)$$

where $\delta(\tau)$ parameterises deviations from GR and is assumed to be scale independent. It can be shown that such modifications to the GW propagation leads to a departure of the gravitational wave luminosity distance from $d_L^{\text{bare}}(z)$ [\[48, 50\]](#),

$$d_L^{\text{GW}}(z) = \sqrt{\frac{c_T(z)}{c_T(z=0)}} \exp\left[-\int_0^z \frac{\delta(z')}{1+z'} dz'\right] (1+z) \int_0^z \frac{c_T(z')}{H(z')} dz, \quad (4.2)$$

which reduces to the standard luminosity distance for $\delta(z) = 0$ and $c_T(z) = c$. In what follows we assume that the bound on c_T provided by GW170817 holds at all redshifts, and therefore, setting $c_T(z) = c$, the previous equation reduces to

$$d_L^{\text{GW}}(z) = \exp\left[-\int_0^z \frac{\delta(z')}{1+z'} dz'\right] (1+z) \int_0^z \frac{c}{H(z')} dz = \exp\left[-\int_0^z \frac{\delta(z')}{1+z'} dz'\right] d_L^{\text{bare}}(z). \quad (4.3)$$

To connect this expression to non-standard theories of gravity, we can use the relation between $\delta(\tau)$ and a time-varying effective Planck mass³, M_{eff} [\[50\]](#),

$$\delta(\tau) = -\frac{d \ln M_{\text{eff}}}{d \ln a}, \quad (4.4)$$

which means we can rewrite [Equation 4.3](#) as

$$\frac{d_L^{\text{GW}}(z)}{d_L^{\text{bare}}(z)} = \frac{M_{\text{eff}}(0)}{M_{\text{eff}}(z)}. \quad (4.5)$$

Since the effective Planck mass is related to the effective Newton’s constant, $G_{\text{eff}} \propto 1/M_{\text{eff}}^2$, we can recast this as

$$\frac{d_L^{\text{GW}}(z)}{d_L^{\text{bare}}(z)} = \sqrt{\frac{G_{\text{eff}}(z)}{G_{\text{eff}}(0)}}. \quad (4.6)$$

³As noted by [\[50\]](#), this relation is not universally true for every theory of modified gravity and so a non-zero $\delta(\tau)$ should not be immediately associated with a time-varying Planck mass. However, for the purpose of our investigation, it is a suitable choice.

An example of a non-standard theory that results in a time-varying Newton's constant can be found by examining the well-known Horndeski action, which describes the most general four dimensional Lorentz invariant scalar-tensor theory that produces second-order equations of motion⁴ [52]. The action is given by

$$S = \int d^4x \sqrt{-g} \left[\sum_{i=2}^5 \mathcal{L}_i + \mathcal{L}_m \right], \quad (4.7)$$

where the Lagrangian densities \mathcal{L}_i are

$$\mathcal{L}_2 = G_2(\varphi, X), \quad (4.8)$$

$$\mathcal{L}_3 = G_3(\varphi, X) \square \varphi, \quad (4.9)$$

$$\mathcal{L}_4 = G_4(\varphi, X) R + G_{4X}(\varphi, X) [(\square \varphi)^2 - (\nabla_\mu \nabla_\mu \varphi)^2], \quad (4.10)$$

$$\mathcal{L}_5 = G_5(\varphi, X) G_{\mu\nu} \nabla^\mu \nabla^\nu \varphi - \frac{1}{6} G_{5X}(\varphi, X) [(\square \varphi)^3 - 3 \square \varphi (\nabla_\mu \nabla_\nu \varphi)^2 + 2 (\nabla_\mu \nabla_\nu \varphi)^3], \quad (4.11)$$

where $X = -\frac{1}{2} \partial_\mu \varphi \partial^\mu \varphi$, R is the Ricci scalar, $G_{\mu\nu}$ is the Einstein tensor, and φ is the additional scalar field of the Horndeski theory. Minimally coupled matter fields are contained in \mathcal{L}_m . The action is simplified by the binary neutron star merger constraint on the tensor speed, which implies that $G_{4X} = G_5 \approx 0$.

Theories with a surviving quartic Galileon term G_4 result in a time-varying Planck mass, $M(t) = M_P \sqrt{G_4(\varphi)}$, which corresponds to an effective Newton's constant [53]

$$G_{\text{eff}}(t) = \frac{G_N}{G_4(\varphi)}. \quad (4.12)$$

Note that here we focus on the effect of a time-varying Planck mass and not on the effective Newton's constant $G_{\text{eff}}(z, k)$ which has a k dependence and manifests as the effective gravitational constant between two test masses. This k dependence manifests itself for example in first-order perturbation theory of $f(R)$ and scalar-tensor models [54–58] and in generalised scalar-tensor models of the $f(R, \varphi, X)$ type, where $X = -\frac{1}{2} \varphi_{,c} \varphi^{,c}$ is the kinetic term. In this case the effective Newton's constant $G_{\text{eff}}(z, k)$ is then given by [54]

$$G_{\text{eff}}(z, k) = \frac{1}{F} \frac{f_{,X} + 4 \left(f_{,X} \frac{k^2}{a^2} \frac{F_{,R}}{F} + \frac{F_{,\varphi}^2}{F} \right)}{f_{,X} + 3 \left(f_{,X} \frac{k^2}{a^2} \frac{F_{,R}}{F} + \frac{F_{,\varphi}^2}{F} \right)}, \quad (4.13)$$

where $F = f'(R) = f_{,R}$ and $F_{,R} = F'(R)$. However, as mentioned earlier, we will not consider this k dependence here, only assuming a time dependence of the effective Newton's constant, which implies only a time-varying Planck mass, as in Equation 4.12.

In theories where Newton's constant is associated with a time-varying Planck mass, the peak luminosity of SNIa will also exhibit a dependence on such time variation. This is due to the fact that the peak SNIa luminosity is proportional to the mass of nickel synthesised in the supernova [59], which is a fixed fraction of the Chandrasekhar mass M_{Ch} . The latter varies as $M_{\text{Ch}} \sim G_{\text{eff}}^{-3/2}$, and as a result the SNIa peak luminosity varies as $L \sim G_{\text{eff}}^{-3/2}$. Thus, the absolute magnitude of the SNIa will

⁴We note that it was very recently shown how a combination of SNIa and GW events would be able to probe dark energy fluctuations and a possible running of the Planck mass in the context of Degenerate Higher-Order Scalar-Tensor (DHOST) theories [51].

acquire a correction of the form [60]

$$M(z) = M_0 + \frac{15}{4} \log_{10} \left[\frac{G_{\text{eff}}(z)}{G_{\text{eff}}(0)} \right], \quad (4.14)$$

where $G_{\text{eff}}(0) \equiv G_N$ is the current value of Newton's constant as measured in a Cavendish experiment in a laboratory setting. This equation implies that the distance modulus now also acquires an extra correction of the form

$$\begin{aligned} \mu(z) &\equiv m(z) - M_0 \\ &= 5 \log_{10} d_L^{\text{EM}}(z) + 25 - \frac{15}{4} \log_{10} \left(\frac{G_{\text{eff}}(z)}{G_{\text{eff}}(0)} \right). \end{aligned} \quad (4.15)$$

Note that we still fix the background expansion history in our model to that of a flat Λ CDM model, with fiducial parameters as discussed in Sec. 3, and neglect possible deviations introduced by modifications of gravity.

We should point out that recent studies on the absolute magnitude dependency on G_{eff} have brought the relation of Equation 4.14 and Equation 4.15 into question. On the one hand it was proposed that even though the Chandrasekhar mass varies as $M_{\text{Ch}} \sim G_{\text{eff}}^{-3/2}$, there are other effects that cause the effective luminosity of the SNIa to scale as $L \sim G_{\text{eff}}^{3/2}$, thus the G_{eff} term in the absolute magnitude would have the opposite sign [61]. On the other hand it was also suggested that the scaling of the Chandrasekhar mass in terms of G_{eff} needs to be revised completely, and a relation $M_{\text{Ch}} \propto G_{\text{eff}}^{-1}$ should be considered, resulting in an absolute magnitude given by $\mathcal{M}(z) = \mathcal{M}_0 + \frac{5}{2} \log_{10} [G_{\text{eff}}(z)/G_{\text{eff}}(0)]$ [53]. While the dependence on the specific parameterisation is important, in the current work we choose to use the standard expression as given by Equation 4.14 since we are only interested in modelling the effects of the modified gravity model. Thus, we leave the question of which approach is the correct one for future work.

In order to parameterise the evolution of Newton's constant, we consider a parameterisation for G_{eff} of the form [62]

$$\frac{G_{\text{eff}}(z)}{G_N} = 1 + g_a \left(\frac{z}{1+z} \right)^n - g_a \left(\frac{z}{1+z} \right)^{2n}, \quad (4.16)$$

which is equal to unity at both early and late times, thus recovering the standard value of Newton's constant, but allowing it to vary in between. This parameterisation allows us to avoid the stringent bounds obtained both at low redshift from Solar system tests [62] and at high redshifts from Big Bang nucleosynthesis (BBN) [63].

In this paper we want to assess how neglecting modified gravity effects in GW propagation might lead to a false detection of DDR violations. In order to quantify this effect we follow the same approach of section 3 to generate mock datasets, this time using a fiducial cosmology that assumes the presence of modifications of gravity, but no violations of the standard DDR. Therefore, we set $A = 1$, $n = 2$ and generate two mocks with $g_a = 0.1$ and 0.5 that we call MG-low and MG-high respectively. The former value of g_a is consistent data, while the latter is not, as CMB lensing severely limits the available parameter space [62]. Hence, the value $g_a = 0.5$ is considered here as an extreme case, as an example that strongly highlights the degeneracy between the EM and GW sectors. Notice that while the BAO dataset is assumed to be unchanged, both the SNIa and GW observations are affected by the variation of G_{eff} , according to Equation 4.15 and Equation 4.6 respectively.

4.1 MG as a contaminant for DDR constraints

We now analyse the datasets obtained with a fiducial cosmology which includes a variation of Newton's constant, but still following the same procedure used in section 3, i.e. assuming (wrongly) that

the only mechanism that enables a deviation from the Λ CDM expectations is the decay of photons into axions. We expect that this assumption will lead to a biased estimation of cosmological and DDR parameters, and we therefore want to quantify the false detection of DDR violation that might arise when analysing data.

We report the results of this analysis on both the MG-low and MG-high datasets in Table 2 with the contours of the free parameters Ω_m , H_0 and A shown in Figure 4, with the g_a parameter fixed to its standard value of 0, which means that in our analysis $G_{\text{eff}}(z) = G_N$. We find that the cosmological and DDR parameters are significantly biased in the MG-high case when the underlying fiducial MG cosmology is neglected, a bias that also appears in the MG-low case, albeit not as significant. For the latter, we find a false detection of DDR violations reaching $\approx 4\sigma$, with the parameters Ω_m and H_0 compatible with the fiducial cosmology within at most 2σ . Instead, in the MG-high case, the LSST+DESI still recovers the fiducial values of Ω_m and H_0 within 2σ , but it now shows a striking false detection of $A \neq 1$ at $\approx 10\sigma$. Such a false detection is also present in the LSST+ET case, with similar significance, but in this case the cosmological parameters are also significantly biased away from their fiducial values ($\approx 4\sigma$ for Ω_m and $\approx 2\sigma$ for H_0). Therefore, the two results are in tension with each other, a hint that despite both cases showing a strong detection of DDR violations, the mechanism considered is not sufficient to reproduce the observational data. We also report the combination of LSST+ET+DESI, even though such a combination is not very statistically sound, given the tension between the LSST+ET and LSST+DESI results shown in Figure 4. We therefore make no further comment on this.

	MG-low		
	LSST+ET	LSST+DESI	LSST+ET+DESI
H_0	$67.16^{+0.34}_{-0.38}$	67.88 ± 0.45	67.36 ± 0.26
Ω_m	0.308 ± 0.011	0.3001 ± 0.0087	0.3074 ± 0.0058
A	1.076 ± 0.028	1.093 ± 0.024	1.076 ± 0.019
	MG-high		
	LSST+ET	LSST+DESI	LSST+ET+DESI
H_0	66.50 ± 0.40	67.09 ± 0.47	66.39 ± 0.30
Ω_m	0.279 ± 0.011	0.3213 ± 0.0093	0.3228 ± 0.0069
A	1.419 ± 0.036	1.302 ± 0.029	1.299 ± 0.024

Table 2. Mean values and marginalised 68% confidence level errors for H_0 , Ω_m and A for the three combinations of mock datasets considered, with the results for the MG-low and MG-high mocks shown separately.

4.2 Simultaneous MG and DDR constraints

As a consequence of the false detection discussed in subsection 4.1, should a cosmological analysis find evidence for deviations from DDR, an analysis allowing for modifications of gravity should also be performed, as we have shown that its effects could be mistaken for violations of DDR.

Hence, we again analyse the MG-low and MG-high datasets, this time including g_a as a free parameter, thus allowing for a redshift evolving Newton’s constant. Notice that here we fix the parameter n that enters into Equation 4.16 to its fiducial value of 2, which is the minimum value allowed from Solar system tests [62]. Performing this analysis, we find a significant degeneracy between the A and g_a parameters, both in the LSST+DESI and LSST+ET combination, which make the posterior distributions very difficult to reconstruct through the MH approach we use in this work.

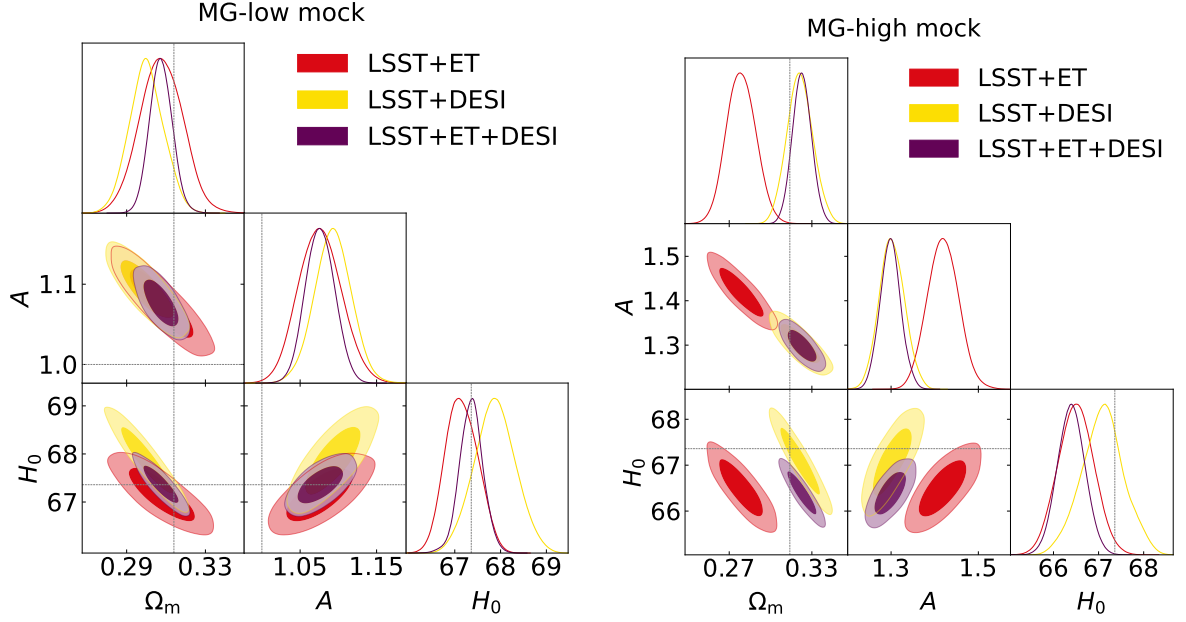


Figure 4. Constraints on H_0 , Ω_m and the photon–axion decay model parameter A for electromagnetic DDR breaking, using a mock obtained with a MG cosmology (MG-low in the left panel, MG-high on the right). The combinations of LSST+ET, LSST+DESI and LSST+ET+DESI are shown in red, yellow and purple respectively.

It is easy to see the degeneracy in the LSST+DESI case, as the distance modulus we compare with SNIa data is given by [Equation 4.15](#) which can also be written, substituting [Equation 2.1](#), as

$$\mu(z) = 5 \log_{10} d_L^{\text{bare}}(z) + 25 - \frac{5}{2} \log_{10} \left[\mathcal{P}_{\text{inc}}(z) \left(\frac{G_{\text{eff}}(z)}{G_{\text{eff}}(0)} \right)^{\frac{3}{2}} \right]. \quad (4.17)$$

It is clear how A , entering the expression of $\mathcal{P}_{\text{inc}}(z)$, and g_a , ruling the deviations from G_N , can compensate each other to reproduce the mock data. As BAO are not sensitive to either of these parameters, this degeneracy will not be broken and the two parameters will be practically unconstrained.

One would expect the combination of LSST+ET not to suffer from this, as the GW are only sensitive to g_a and should therefore break such a degeneracy. However, a variation of g_a from its fiducial value can be partially compensated through a change in Ω_m when analysing ET datasets, since ET has less constraining power than DESI on this parameter. This means that the degeneracy between g_a and A is also present in this combination and the parameters remain unconstrained.

We show this degeneracy in [Figure 5](#) for the MG-low analysis; this result highlights the importance of combining these three observables when one wants to analyse both possible deviations from standard cosmology. Indeed, the addition of DESI to the LSST+ET combination breaks the degeneracy between g_A and Ω_m in the analysis of ET data and, consequently, also breaks the degeneracy between g_a and A , leading to strong constraints on both parameters. We report these constraints in [Table 3](#), where we find that when combining LSST+ET+DESI we can constrain A at the level of $\approx 3\%$ even when the g_a parameter is allowed to vary, with constraints of $\approx 60\%$ and $\approx 11\%$ for the latter in the MG-low and MG-high cases respectively.

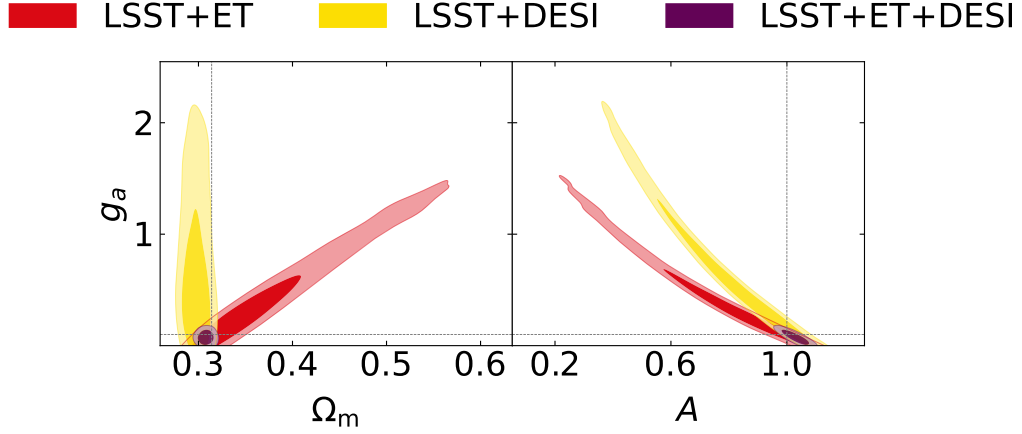


Figure 5. Constraints on Ω_m , the photon–axion decay model parameter A for electromagnetic DDR breaking, and the Newton’s constant variation amplitude g_a . The results are obtained using a mock obtained with the MG-low fiducial cosmology. The combinations of LSST+ET, LSST+DESI and LSST+ET+DESI are shown in red, yellow and purple respectively.

	MG-low	MG-high
	LSST+ET+DESI	LSST+ET+DESI
H_0	67.45 ± 0.26	67.29 ± 0.33
$\Omega_{m,0}$	0.3079 ± 0.0058	$0.3174^{+0.0067}_{-0.0075}$
A	1.030 ± 0.033	1.002 ± 0.033
g_a	0.077 ± 0.046	0.482 ± 0.052

Table 3. Mean values and marginalised 68% confidence level errors for H_0 , Ω_m , A and g_a for the full combination of our mock datasets LSST+ET+DESI.

4.3 Impact of MG screening mechanisms

Throughout this section we have included modified gravity effects in our analysis, implicitly assuming that for all the scales of interest these act in the same way. However, in modified gravity theories such as the well-known $f(R)$ [64], the equivalent scalar degree of freedom may develop an environment-dependent mass at small scales or when acting in a high density region. This dependence then makes the scalar field heavy enough that it screens the modifications of gravity, rendering them undetectable.

A number of these screening mechanisms have been proposed, such as the chameleon screening [65] or the Vainshtein mechanism [66, 67] and it is clear that in the regimes of interest for our observables, i.e. the explosion of SNIa and the merging of binary neutron stars, one or other of these mechanisms might be active. The impact of screening on the observables we consider is rather difficult to predict, with the final result being strongly dependent on the specific mechanism at play. Focusing on GW propagation, and assuming that screening is active at the density and energy scales of the binary merger, the chameleon and Vainshtein mechanisms lead to different results; in the latter modifications are screened at the merger but still impact the propagation of the waves (see e.g. [68]), in the former, any anomalous GW propagation might instead be completely screened away [53, 69].

Here, we take a phenomenological approach and simply look at the case in which screening completely removes any modification to our observables, either in the explosion of the SNIa or in

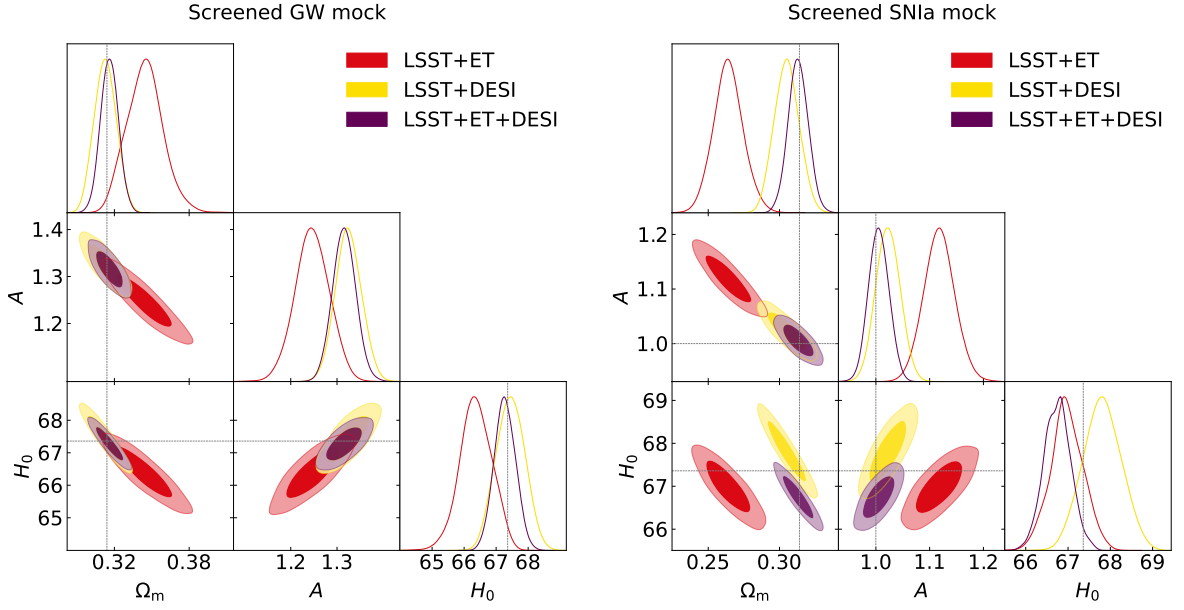


Figure 6. Constraints on H_0 , Ω_m , and the photon–axion decay model parameter A for electromagnetic DDR breaking. The results are obtained using a mock obtained the MG-high cosmology. In the left panel only the MG effects on GW propagation are screened, while in the right panel the screening only acts on SNIa. The combinations of LSST+ET, LSST+DESI and LSST+ET+DESI are shown in red, yellow and purple respectively.

the propagation of GW from the BNS mergers. We do not consider the case in which the screening mechanism is active in both these astrophysical phenomena, as the resulting observations would be indistinguishable from the Λ CDM cosmology we assumed in [section 3](#). We leave the study of the impact of specific screening mechanisms to a future work.

In order to investigate this scenario we consider our MG-high settings, i.e. a departure from G_N as parameterised in [Equation 4.16](#) with $g_a = 0.5$ and $n = 2$, but removing the MG effects from either SNIa or GW. We analyse these datasets, again assuming that no MG effect is taking place, in order to assess the false detection of a DDR violation. The results are shown in [Figure 6](#), with the left panel obtained assuming GW are screened and SNIa are not, and the right assuming the opposite.

We find that when GW are screened but SNIa are not, both the LSST+ET and LSST+DESI combinations find a false detection of DDR violation, as the unscreened SNIa dataset appears in all combinations. If instead SNIa are not affected by MG, while GW are, the MG effects only enter in the ET dataset. The combinations including this dataset are therefore biased away from the fiducial cosmology, meaning only the LSST+DESI combination correctly recovers the fiducial. If such a situation were to arise in real data, it could provide potential smoking gun for the effects of a modified gravity model with this type of screening behaviour.

5 Machine learning reconstructions

We also consider a machine learning approach that can be used for non-parametric reconstruction of a given data set, called the Genetic Algorithms (GA). The GA follow a stochastic approach based on the genetic operations of crossover and mutation, in order to express the notion of grammatical evolution of a population of test functions applied to data reconstruction. The GA in particular emulate the

notion of evolution via natural selection; a given population changes and adapts to its environment under pressure from the stochastic operators of crossover, i.e. a random change in the chromosomes of an individual, and mutation, i.e. the merging of different individuals to form descendants, usually called offspring. Then, the probability that the members of the population will produce offspring, or equivalently their reproductive success, is assumed to be proportional to their fitness. The latter is a measure of how well the members of the population fit the data and in our analysis we take this to be a standard χ^2 statistic. For various applications to cosmology and more details on the GA see [15, 16, 70–75].

In a nutshell, the process to fit the LSST, DESI and ET data is the following. First, a initial group of functions, called the initial population, is created based on a set of orthogonal polynomials which are called the grammar. This step is crucial, as the choice of the grammar has been shown to directly affect the rate at which the GA code converges [15]. This initial population is then set up in a manner such that both the duality parameter $\eta(z)$ and $d_L(z)$ are encoded simultaneously by every member of the population. At this point we may also demand that the targeted functions that are to be reconstructed, i.e. $\eta(z)$ and $d_L(z)$, satisfy a set of initial conditions or physical priors. For example, these priors might be that the duality parameter satisfies $\eta(z=0) = 1$ or that the luminosity distance today is zero, i.e. $d_L(z=0) = 0$, but in our analysis we remain completely agnostic with respect to the expansion history of the Universe and we do not assume any specific model for it, as well as for the DDR deviation mechanism.

As mentioned earlier, the fitness of every member of the population is estimated with a usual χ^2 statistic, using the LSST, DESI and ET data. After that, the crossover and mutation stochastic operators are applied to a subset of the best-fitting functions, which are chosen via tournament selection [15]. This procedure is subsequently repeated hundreds of times in order to ensure the convergence of the GA code. We also repeat the analysis with several different random seeds, so as to avoid biasing the fit because of the choice of a specific random seed.

In order to provide error bounds on the reconstructions, we follow the approach of [16, 74], where the error regions are estimated using a path integral calculation over the functional space scanned by the GA. This approach was compared against bootstrap Monte Carlo error estimates and its accuracy was thus validated [16]. The specific numerical implementation of the GA we use in our analysis is based on the publicly available code `Genetic Algorithms`⁵.

5.1 Results

In the GA approach we reconstruct the quantities $d_L^{\text{bare}}(z)$, $\eta_{\text{EM}}(z)$ and $\eta_{\text{GW}}(z)$, where the latter two are defined as

$$\eta_{\text{EM}}(z) = \frac{d_L^{\text{EM}}(z)}{d_L^{\text{bare}}(z)}, \quad (5.1)$$

$$\eta_{\text{GW}}(z) = \frac{d_L^{\text{GW}}(z)}{d_L^{\text{bare}}(z)}, \quad (5.2)$$

and $\eta_{\text{GW}}(z)$ can also be related to the effective Newton's constant $G_{\text{eff}}(z)$ via Equation 4.5 as

$$\eta_{\text{GW}}(z) = \sqrt{\frac{G_{\text{eff}}(z)}{G_{\text{eff}}(0)}}. \quad (5.3)$$

Note that in GR and the Λ CDM model, both $\eta_{\text{EM}}(z)$ and $\eta_{\text{GW}}(z)$ are exactly equal to unity, hence any deviation from that value would hint towards new physics, either in the EM or MG sector respectively.

⁵<https://github.com/snesseris/Genetic-Algorithms>

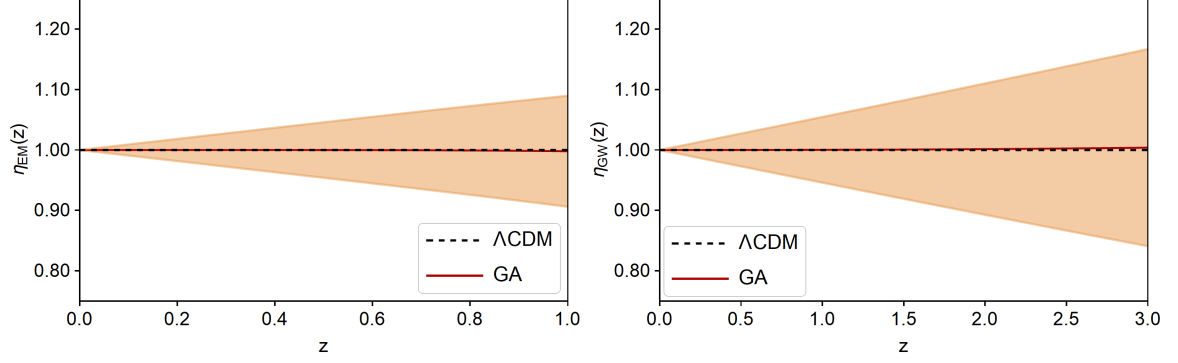


Figure 7. The GA reconstruction of $\eta_{\text{EM}}(z)$ (left) and $\eta_{\text{GW}}(z)$ (right) using the ΛCDM mock.

Having analysed the LSST, DESI and ET data with the GA, in what follows we now present the reconstructions of the two duality parameters. First, in [Figure 7](#) we show the GA reconstruction of $\eta_{\text{EM}}(z)$ (left) and $\eta_{\text{GW}}(z)$ (right) using the ΛCDM mock. As expected, in both cases the reconstructions are in perfect agreement with unity within the errors and the mean value of the GA follows exactly the fiducial value of the mock.

Next, we examine the results from the MG-low and MG-high mocks. In particular, we show the results of the GA reconstruction of $\eta_{\text{EM}}(z)$ (left) and $\eta_{\text{GW}}(z)$ (right) in [Figure 8](#) and [Figure 9](#) respectively for the two mocks. In these plots, we also show the theoretical value of the $\eta_{\text{GW}}(z)$ with a dot-dashed black line, using the values $n = 2$ and $g_a = (0.1, 0.5)$ for the MG-low and MG-high mocks respectively. As can be seen, while the $\eta_{\text{EM}}(z)$ reconstructions are in agreement with unity, the mean value of $\eta_{\text{GW}}(z)$ follows perfectly the fiducial model until $z \sim 1$ where the SNIa data end, albeit the parameter is consistent with unity within the errors in both cases.

Finally, in [Figure 10](#) we show the GA reconstruction of $\eta_{\text{EM}}(z)$ using the LSST+DESI (left) and LSST+ET (right) combinations of the MG-high mock. In both cases, we assume that any possible deviation of the DDR is sourced from the EM sector, thus we assume that there are no MG effects, i.e. $G_{\text{eff}} = G_N$ and $\eta_{\text{GW}}(z) = 1$, in order to examine any possible biases between the EM and MG sectors. As can be seen in the left panel of [Figure 10](#), in the case of the LSST+DESI data combination, the GA reconstruction shows a deviation of the mean $\eta_{\text{EM}}(z)$ from unity as in the case of the SNIa alone any effect of the MG mocks can be reabsorbed in the luminosity distance, thus rescaling it and affecting the DDR relation. We also observe a similar behaviour for the other data combination, LSST+ET. Hence, in both cases we also confirm the finding of the parameterised approach that neglecting the MG effects in the likelihood leads to biases in the recovered quantities.

6 Conclusions

In this work we assessed the capability of future GW observations to constrain the DDR, alongside the commonly used observations of SNIa and BAO. Specifically, we investigated the constraining power of standard sirens both in combination with SNIa and BAO, and as an alternative to the latter, thus allowing us to overcome possible assumptions contained in the BAO data.

We firstly examined how the standard DDR can be broken by a mechanism in which photons decay into axions in the presence of magnetic fields, demonstrating how standard sirens can break degeneracies between parameters, and improve the constraints on cosmological parameters as well as constraining the axion model parameter A , which encodes the amplitude of the deviation from the standard DDR in this model.

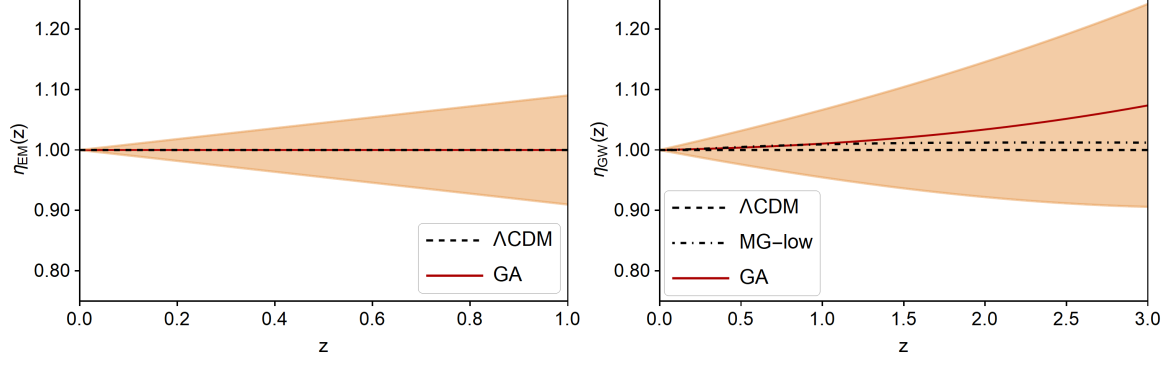


Figure 8. The GA reconstruction of $\eta_{\text{EM}}(z)$ (left) and $\eta_{\text{GW}}(z)$ (right) using the MG-low mock. The dot-dashed line corresponds to the fiducial model.

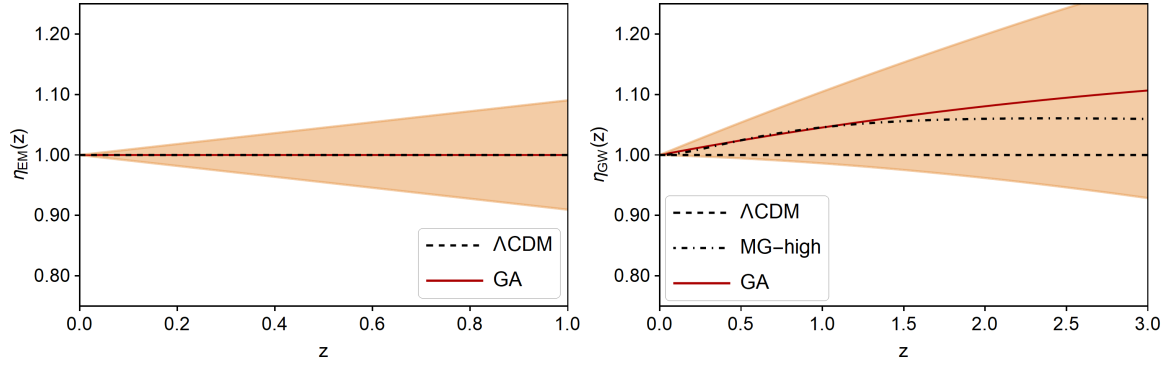


Figure 9. The GA reconstruction of $\eta_{\text{EM}}(z)$ (left) and $\eta_{\text{GW}}(z)$ (right) using the MG-high mock. The dot-dashed line corresponds to the fiducial model.

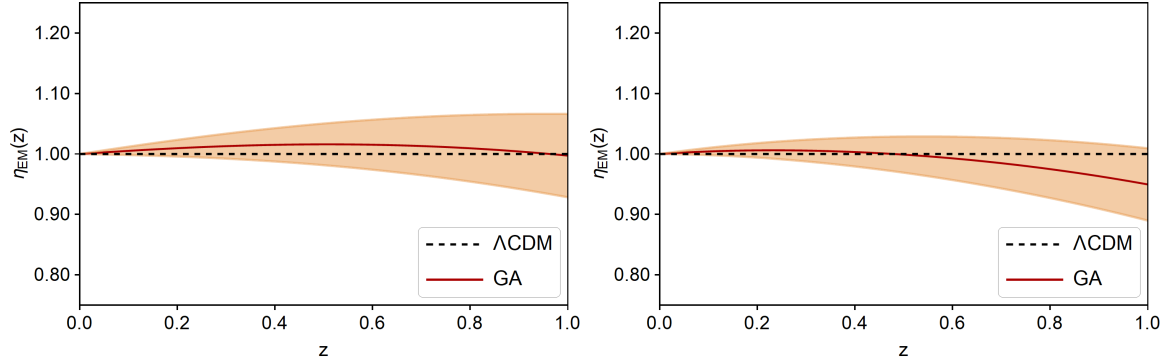


Figure 10. The GA reconstruction of $\eta_{\text{EM}}(z)$ using the LSST+DESI (left) and LSST+ET (right) combinations of the MG-high mock. In both cases, we assume no MG effects in the likelihood.

We then explored how a generic modified gravity toy model with a time-varying Newton’s constant can alter the gravitational luminosity distance measured by standard sirens, while at the same time affecting the measurement of the distance modulus through SNIa observations. Using two mock datasets with different strengths of modified gravity, MG-low and MG-high, we showed how the DDR breaking in the gravitational sector leads to a 4σ false detection of DDR breaking in the electromagnetic regime via the photon–axion decay model in the case of the MG-low mock, if such

modified gravity effects are not properly taken into account. The significance of the false detection rises to 10σ in the case of the MG-high mock.

This false detection demonstrates the powerful effect on the results of the parameter estimation pipeline of the assumptions made when running an MCMC analysis. Consequently, we showed that the effect can be mitigated by including the modified gravity parameter g_a in our analysis as a free parameter, although the strong degeneracy between this parameter, the axion model parameter A and the matter density parameter Ω_m meant that reasonable constraints were only obtained by the full combination of the data, LSST+ET+DESI.

It is well known that many modified gravity models require a screening mechanism in order to evade stringent solar system constraints. We investigated the consequences of screening on our constraints, considering a case in which only the GWs are screened, and a case in which only the SNIa are screened. In the first case, we found yet another false detection of DDR violation in the LSST+ET and LSST+DESI datasets, due to the presence of the unscreened SNIa in both. In the case of screened SNIa with unscreened GWs, we found that any combination which includes the ET mock data was biased away from the fiducial cosmology, revealing a potential smoking gun for the presence of modified gravity, if such an effect were to be observed in real data.

Finally, we performed a non-parametric reconstruction of the distance duality parameter $\eta(z)$ using a specific machine learning approach, based on the GA. We showed that the GA can correctly discriminate between the Λ CDM, MG-low and MG-high mocks, as in the case of the latter two the mean GA value of the $\eta_{\text{GW}}(z)$ parameter shows deviations from unity and it follows the fiducial model perfectly until the range covered by the SNIa ($z \sim 1$). On the other hand, if we neglect the effects of modified gravity in the likelihood, then the reconstruction leads to biases as the GA cannot discriminate the MG from the EM effects, due to degeneracies in the parameters, something which is in agreement with the parameterised approach.

In conclusion, we have seen how mock datasets are an excellent way to understand the strengths and weaknesses of future observations of any type of cosmological probe. However, as we have shown, rigorous checks of all possible degeneracies and biases should be carried out when using standard siren data in combination with other probes, to ensure that no false detections of beyond Λ CDM physics are accidentally made. With this important finding in mind, it becomes abundantly clear that, as our GW detectors continue to improve and the number of observed BNS events begins to increase, standard sirens will become a vital part of all future cosmological analyses.

Acknowledgments

The authors would like to thank I. Harry, K. Koyama, C.J.A.P. Martins, I. Tutusaus and B. S. Wright for informative discussions and comments. Numerical computations were done on the Hydra HPC Cluster of the Instituto de Física Teórica UAM/CSIC and the Sciama HPC cluster which is supported by the ICG, SEPNet and the University of Portsmouth. NBH is supported by UK STFC studentship ST/N504245/1 and gratefully acknowledges the hospitality of the IFT where part of this work was carried out. MM has received the support of a fellowship from "la Caixa" Foundation (ID 100010434), with fellowship code LCF/BQ/PI19/11690015, and of the Centro de Excelencia Severo Ochoa Program SEV-2016-0597. MM also wants to thank the Big Star Bar for providing a work space and an internet connection during this period of remote work. SN acknowledges support from the research projects PGC2018-094773-B-C32, the Centro de Excelencia Severo Ochoa Program SEV-2016-0597 and the Ramón y Cajal program through Grant No. RYC-2014-15843.

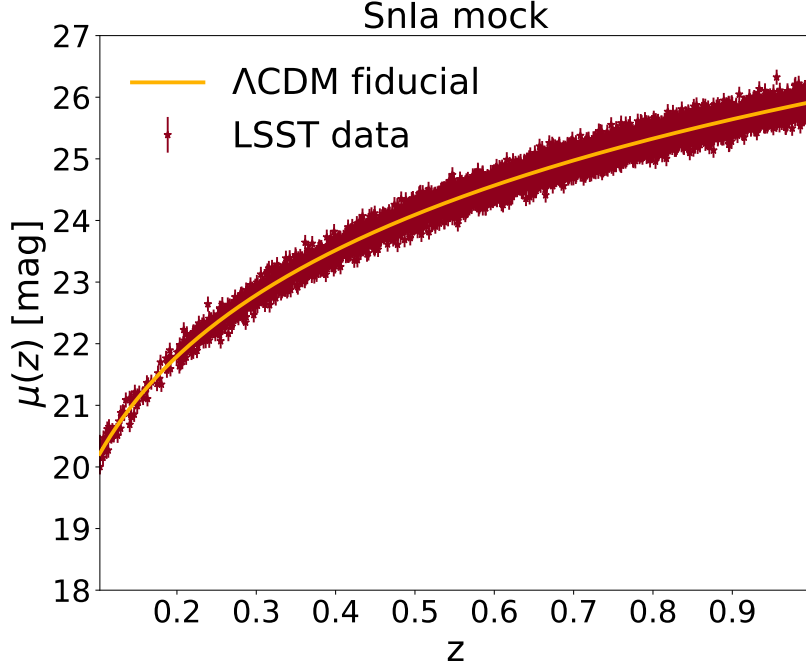


Figure 11. The distance modulus for the LSST Λ CDM SNIa mock as a function of redshift. The data points are in red, while the fiducial is in yellow. The error-bars, correspond to 1σ errors.

A Mock datasets

A.1 Type Ia supernovae

Here we present the details of the SNIa mocks used in our analysis. In particular, we simulate SNIa observations based on the specifications of the Legacy Survey of Space and Time (LSST), performed by the Vera C. Rubin Observatory [36]. The LSST deep-drilling fields will observe $N_{\text{SNIa}} = 8800$ SNIa in the redshift range $z \in [0.1, 1.0]$, for which we use the redshift distributions of [76]. Regarding the error budget of the observations, we follow [76] and for every event i we assign an observational error $\sigma_{\text{tot},i}$ given by

$$\sigma_{\text{tot},i}^2 = \delta\mu_i^2 + \sigma_{\text{flux}}^2 + \sigma_{\text{scat}}^2 + \sigma_{\text{intr}}^2. \quad (\text{A.1})$$

We have assumed that the contributions to the error due to the flux, scatter, and intrinsic uncertainties described in the previous equation are given by ($\sigma_{\text{flux}} = 0.01$, $\sigma_{\text{scat}} = 0.025$, and $\sigma_{\text{intr}} = 0.12$) respectively and are the same for all events. However, we also include an error on the distance modulus $\mu = m - M$,

$$\delta\mu_i = e_M z_i, \quad (\text{A.2})$$

which evolves linearly in redshift, but now the parameter e_M is normally distributed with standard deviation $\sigma(e_M) = 0.01$ and vanishing mean [76, 77].

In Figure 11 we show the distance modulus of the LSST Λ CDM SNIa mock, along with the 1σ error-bars of each point for the mock. The data points are in yellow, while the fiducial is in red. The error-bars, correspond to 1σ errors.

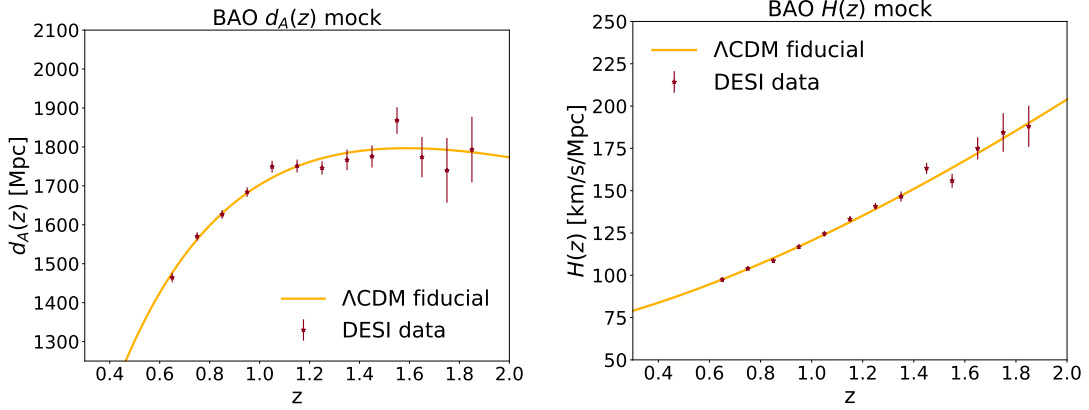


Figure 12. The DESI Λ CDM BAO mocks for the angular diameter distance $d_A(z)$ (left) and the Hubble parameter $H(z)$ (right). The data points are in red, while the fiducial in each case is in yellow. The error bars, correspond to 1σ errors.

A.2 Baryon acoustic oscillations

For the baryon acoustic oscillation mocks, we make use of the extended redshift range of the Dark Energy Spectroscopic Instrument [37], which will probe the large scale structure and expansion rate of the Universe. The DESI survey will measure the optical spectra of tens of millions of quasars and galaxies up to $z \sim 4$, so as to enable redshift space distortion and BAO analyses. Here we base our mock DESI data on the official forecasts for both the angular diameter distance $d_A(z)$ and the Hubble parameter $H(z)$ [37].

The DESI survey will have a coverage of approximately $14\,000\,\text{deg}^2$ and the main types of DESI targets will be quasars, emission line galaxies (ELGs), luminous red galaxies (LRGs) and bright galaxies (BGs). The main DESI forecast measurements will cover the range $z \in [0.05, 3.55]$, with a precision that may depend on the target population. In particular, the DESI BGs will be in the redshift range $z \in [0.05, 0.45]$ in 5 equispaced redshift bins, while the Ly- α forest quasar will be in the range $z \in [1.96, 3.55]$ with 11 equispaced redshift bins. On the other hand, the LRGs and ELGs will be in $z \in [0.65, 1.85]$ with 13 equispaced redshift bins. Finally, we also assume that the aforementioned measurements will be uncorrelated.

In our analysis in particular, we simulate measurements of the angular diameter distance $d_A(z)$ and the Hubble parameter $H(z)$ in the redshift range $z \in [0.05, 3.55]$. In the left and right panels of Figure 12 we show the DESI Λ CDM BAO mocks for the angular diameter distance $d_A(z)$ (left) and the Hubble parameter $H(z)$ (right). The data points are in yellow, the fiducial model in each case is in red, while the error-bars, correspond to 1σ errors.

A.3 Standard sirens

The inspirals and mergers of compact objects cause gravitational waves (GW) to propagate through spacetime. These waves can be detected by the strain $h(t)$ they produce in interferometers. This strain is expressed in the transverse traceless (TT) gauge as [35]

$$h(t) = F_+(\theta, \phi, \psi)h_+(t) + F_\times(\theta, \phi, \psi)h_\times(t), \quad (\text{A.3})$$

where $h_{+,\times}$ are the two independent components of the GW tensor $h_{\alpha\beta}$, $F_{+,\times}$ are the corresponding antenna pattern functions, ψ is the polarisation angle, and (θ, ϕ) is the angular position of the wave source on the sky with respect to the detector.

During an inspiral, there is negligible change in the orbital frequency over a single period. We can therefore compute the Fourier transform of the strain $h(t)$ in the stationary phase approximation [38, 39, 78],

$$\mathcal{H}(f) = \mathcal{A} f^{-\frac{7}{6}} \exp \left[i(2\pi f t_0 - \frac{\pi}{4} + 2\Psi(f/2) - \varphi_{(2,0)}) \right], \quad (\text{A.4})$$

where t_0 is a constant giving the fiducial epoch of the merger, which for the purposes of our analysis we set to zero.

The Fourier amplitude \mathcal{A} is given by

$$\mathcal{A} = \frac{1}{d_L^{\text{GW}}(z)} \sqrt{F_+^2 [1 + \cos^2(\omega)]^2 + 4F_\times^2 \cos^2(\omega)} \sqrt{\frac{5\pi}{96}} \pi^{-\frac{7}{6}} \mathcal{M}_c^{\frac{5}{6}}, \quad (\text{A.5})$$

where ω is the inclination of the orbital's angular momentum with respect to the line of sight, and $\mathcal{M}_c = M\eta^{3/5}$ is the chirp mass, related to the masses of the two binary component (m_1 and m_2) through the symmetric mass ratio $\eta = m_1 m_2 / M^2$ and the total mass $M = m_1 + m_2$ ⁶.

The phase $\Psi(f)$ is given by

$$\Psi(f) = \psi_0 + \frac{3}{256\eta} \sum_{i=0}^7 \psi_i (2\pi M f)^{(i/3)}, \quad (\text{A.6})$$

where ψ_0 is the phase at the fiducial epoch and ψ_i are the coefficients of the post-Newtonian expansion [79] (see Equation 129 of [38] for the specific form used here). On the other hand, the function $\varphi_{(2,0)}$ is given by

$$\varphi_{(2,0)} = \tan^{-1} \left(-\frac{2 \cos(\omega) F_\times}{(1 + \cos^2(\omega) F_+)} \right). \quad (\text{A.7})$$

We can see from Equation A.5 that measuring the amplitude of GW signals allows estimates of the luminosity distances of the associated mergers to be obtained. However, in order to create a mock dataset of these mergers, we need to propagate the observational error to the luminosity distance. We focus here on the expected error for the Einstein Telescope, and following [40, 80] we approximate the instrumental error on d_L^{GW} as

$$\sigma_{\text{inst}}(d_L^{\text{GW}}) \approx \frac{2d_L^{\text{GW}}}{\rho}, \quad (\text{A.8})$$

where ρ is the combined signal to noise ratio of the three interferometers of the ET, with $\rho^2 = \sum_i \rho_i^2$, and ρ_i obtained as

$$\rho_i = \sqrt{\langle \mathcal{H}_i, \mathcal{H}_i \rangle} = \left[4 \int_{f_{\text{lower}}}^{f_{\text{upper}}} \mathcal{H}(f) \mathcal{H}^*(f) \frac{df}{S_h(f)} \right]^{\frac{1}{2}}. \quad (\text{A.9})$$

There is a correlation at play between the GW luminosity distance and the inclination of the source to the observer. For a single detector, d_L^{GW} and ω are completely degenerate with each other and the antenna patterns $F_{+,\times}$. However, with more than one detector, and sensitivity to both polarisations, this degeneracy can be broken. The maximum effect of this degeneracy on the signal to noise ratio is a factor of two, between the source being face on (inclination $\omega = 0$) and edge on ($\omega = \pi/2$); this is the source of the factor of two that appears in Equation A.8 [81].

⁶Notice that the masses considered here are the observed masses, obtained from the intrinsic ones as $M_{\text{obs}} = (1+z)M_{\text{int}}$.

In Equation A.9, the function S_h is the noise power spectral density; this function is provided for the ET in [39], where the antenna pattern functions for the three interferometers are given by

$$\begin{aligned} F_+^{(1)}(\theta, \phi, \psi) &= \frac{\sqrt{3}}{2} \left[\frac{1}{2}(1 + \cos^2(\theta)) \cos(2\phi) \cos(2\psi) - \cos(\theta) \sin(2\phi) \sin(2\psi) \right] \\ F_\times^{(1)}(\theta, \phi, \psi) &= \frac{\sqrt{3}}{2} \left[\frac{1}{2}(1 + \cos^2(\theta)) \cos(2\phi) \cos(2\psi) + \cos(\theta) \sin(2\phi) \sin(2\psi) \right] \\ F_{+, \times}^{(2)}(\theta, \phi, \psi) &= F_{+, \times}^{(1)}(\theta, \phi + \frac{2\pi}{3}, \psi) \\ F_{+, \times}^{(3)}(\theta, \phi, \psi) &= F_{+, \times}^{(1)}(\theta, \phi + \frac{4\pi}{3}, \psi). \end{aligned} \quad (\text{A.10})$$

The frequency boundaries of Equation A.9 represent the cutoff frequencies of the observation. The upper one is connected to the last stable orbit (LSO) and is given by

$$f_{\text{upper}} = 2f_{\text{LSO}} = \frac{2}{6^{3/2} 2\pi M_{\text{obs}}}. \quad (\text{A.11})$$

The lower cutoff frequency is dictated by the experimental configuration, as well as the location of the detector (for example, seismic noise affects ground-based detectors, raising this frequency in comparison to space-based detectors). We take the lower cutoff frequency to be 1 Hz [38, 39].

We now have all the equations needed to obtain the error σ_{inst} on the fiducial d_L^{GW} we computed. It is expected that the Einstein Telescope will be able to observe on the order of 10^5 binary neutron star and neutron star-black hole mergers per year [38]. However, only a small fraction of these will be accompanied by the visible optical counterpart necessary for cosmological parameter estimation. We therefore make the realistic assumption that 1000 binary neutron star (BNS) sources with an optical counterpart will be detected over a three year period. This allows us to make some other important simplifications:

- We assume that these 1000 events are the subset of observations for which we can observe an electromagnetic counterpart in the form of short γ ray bursts (SGRBs). This allows us to assume that we have a precise determination of the redshift for each event;
- As discussed in [40, 82], the detection of SGRBs implies that the systems are oriented approximately face on, which allows us to assume that the inclination $\omega \approx 0$. It is noted in [81, 83] that the maximum inclination angle is around 20° , but if the Fisher matrix is averaged over the inclination and polarisation ψ with the condition $\omega < 20^\circ$ this is the same as fixing the inclination to zero;
- We can assume the same masses of the binaries for all observed systems, with $m_1 = m_2 = 1.4 M_\odot$.

With these assumptions in mind we generate our N events assuming a uniform distribution for their position (θ, ϕ) in the sky, while for their distribution in redshift we use [39]

$$P(z) \propto \frac{4\pi r^2(z) R(z)}{H(z)(1+z)}, \quad (\text{A.12})$$

where $r(z)$ is the comoving distance and $R(z)$ is the merger rate of the binary systems, given by [84]

$$R(z) = \begin{cases} 1 + 2z & \text{if } z \leq 1, \\ \frac{3}{4}(5 - z) & \text{if } 1 < z < 5, \\ 0 & \text{if } z \geq 5. \end{cases} \quad (\text{A.13})$$

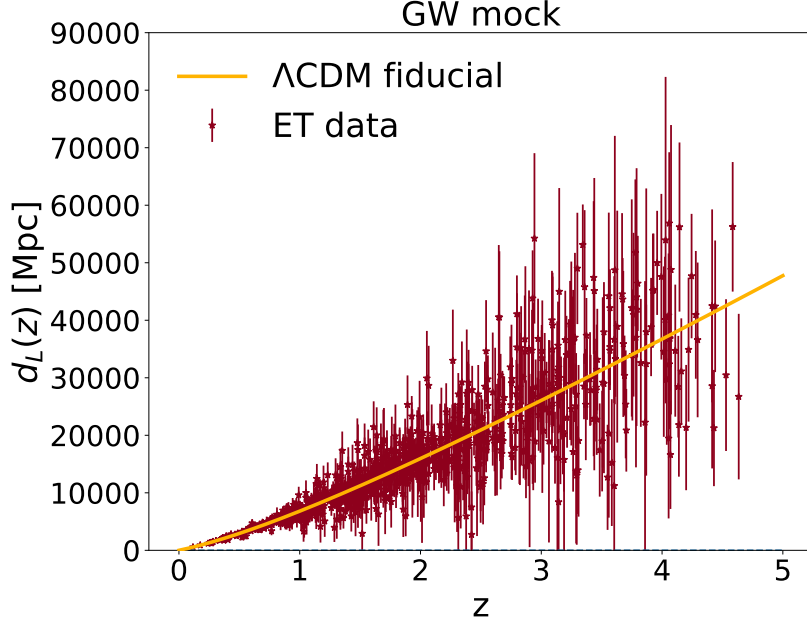


Figure 13. Luminosity distance for the ET Λ CDM GW mock as a function of redshift. The data points are in red, while the fiducial is in yellow. The error-bars, correspond to 1σ errors.

With the equations and the assumptions reported here, we are able to simulate our data points using the fiducial values of $d_L^{\text{GW}}(z_i)$ at each sampled redshift z_i and a total error on the observation given by

$$\sigma(d_L^{\text{GW}}) = \sqrt{\sigma_{\text{inst}}^2 + \sigma_{\text{lens}}^2}, \quad (\text{A.14})$$

where $\sigma_{\text{lens}} \approx 0.05 z d_L^{\text{GW}}$ is an extra error contribution given by weak lensing effects on the luminosity distance [38]. Finally we simulate a spread of $d_L^{\text{GW}}(z_i)$ with respect to the fiducial values, as it is given by observational noise, and therefore our final data points are obtained for each redshift from a Gaussian distribution with mean $d_L^{\text{GW}}(z_i)$ and standard deviation $\sigma(d_L^{\text{GW}}(z_i))$. The final result is shown in Figure 13.

References

- [1] LIGO Scientific Collaboration, Virgo Collaboration, B. P. Abbott et al., *Observation of gravitational waves from a binary black hole merger*, *Phys. Rev. Lett.* **116** (2016) 061102.
- [2] B. F. Schutz, *Determining the Hubble constant from gravitational wave observations*, *Nature* **323** (1986) 310.
- [3] D. E. Holz and S. A. Hughes, *Using gravitational-wave standard sirens*, *Astrophys. J.* **629** (2005) 15 [[astro-ph/0504616](#)].
- [4] N. Dalal, D. E. Holz, S. A. Hughes and B. Jain, *Short GRB and binary black hole standard sirens as a probe of dark energy*, *Phys. Rev. D* **74** (2006) 063006 [[astro-ph/0601275](#)].
- [5] LIGO Scientific Collaboration, Virgo Collaboration, B. P. Abbott et al., *GW170817: Observation of Gravitational Waves from a Binary Neutron Star Inspiral*, *Phys. Rev. Lett.* **119** (2017) 161101.

- [6] LIGO SCIENTIFIC, VIRGO, FERMI-GBM, INTEGRAL collaboration, *Gravitational Waves and Gamma-rays from a Binary Neutron Star Merger: GW170817 and GRB 170817A*, *Astrophys. J. Lett.* **848** (2017) L13 [[1710.05834](#)].
- [7] J. M. Ezquiaga and M. Zumalacarregui, *Dark Energy After GW170817: Dead Ends and the Road Ahead*, *Phys. Rev. Lett.* **119** (2017) 251304 [[1710.05901](#)].
- [8] P. Creminelli and F. Vernizzi, *Dark Energy after GW170817 and GRB170817A*, *Phys. Rev. Lett.* **119** (2017) 251302 [[1710.05877](#)].
- [9] LIGO SCIENTIFIC, VIRGO, 1M2H, DARK ENERGY CAMERA GW-E, DES, DLT40, LAS CUMBRES OBSERVATORY, VINROUGE, MASTER collaboration, *A gravitational-wave standard siren measurement of the Hubble constant*, *Nature* **551** (2017) 85 [[1710.05835](#)].
- [10] H.-Y. Chen, M. Fishbach and D. E. Holz, *A two per cent Hubble constant measurement from standard sirens within five years*, *Nature* **562** (2018) 545 [[1712.06531](#)].
- [11] M. Maggiore et al., *Science Case for the Einstein Telescope*, *JCAP* **03** (2020) 050 [[1912.02622](#)].
- [12] S. Hild et al., *Sensitivity Studies for Third-Generation Gravitational Wave Observatories*, *Class. Quant. Grav.* **28** (2011) 094013 [[1012.0908](#)].
- [13] PLANCK collaboration, *Planck 2018 results. VI. Cosmological parameters*, [1807.06209](#).
- [14] DES collaboration, *Dark Energy Survey Year 1 Results: Constraints on Extended Cosmological Models from Galaxy Clustering and Weak Lensing*, *Phys. Rev. D* **99** (2019) 123505 [[1810.02499](#)].
- [15] C. Bogdanos and S. Nesseris, *Genetic Algorithms and Supernovae Type Ia Analysis*, *JCAP* **05** (2009) 006 [[0903.2805](#)].
- [16] S. Nesseris and J. Garcia-Bellido, *A new perspective on Dark Energy modeling via Genetic Algorithms*, *JCAP* **1211** (2012) 033 [[1205.0364](#)].
- [17] G. F. R. Ellis, *On the definition of distance in general relativity: I. M. H. Etherington (Philosophical Magazine ser. 7, vol. 15, 761 (1933))*, *General Relativity and Gravitation* **39** (2007) 1047.
- [18] B. A. Bassett and M. Kunz, *Cosmic distance-duality as a probe of exotic physics and acceleration*, *Phys. Rev. D* **69** (2004) 101305 [[astro-ph/0312443](#)].
- [19] P. Tiwari, *Constraining axionlike particles using the distance-duality relation*, *Phys. Rev. D* **95** (2017) 023005 [[1610.06583](#)].
- [20] XENON collaboration, *Observation of Excess Electronic Recoil Events in XENONIT*, [2006.09721](#).
- [21] L. Di Luzio, M. Fedele, M. Giannotti, F. Mescia and E. Nardi, *Solar axions cannot explain the XENONIT excess*, [2006.12487](#).
- [22] A. E. Robinson, *XENONIT observes tritium*, [2006.13278](#).
- [23] A. Avgoustidis, C. Burrage, J. Redondo, L. Verde and R. Jimenez, *Constraints on cosmic opacity and beyond the standard model physics from cosmological distance measurements*, *JCAP* **1010** (2010) 024 [[1004.2053](#)].
- [24] C. Csaki, N. Kaloper and J. Terning, *Dimming supernovae without cosmic acceleration*, *Phys. Rev. Lett.* **88** (2002) 161302 [[hep-ph/0111311](#)].
- [25] C. Deffayet, D. Harari, J.-P. Uzan and M. Zaldarriaga, *Dimming of supernovae by photon pseudoscalar conversion and the intergalactic plasma*, *Phys. Rev. D* **66** (2002) 043517 [[hep-ph/0112118](#)].
- [26] A. Avgoustidis, L. Verde and R. Jimenez, *Consistency among distance measurements: transparency, BAO scale and accelerated expansion*, *J. Cosmol. Astropart. Phys.* **2009** (2009) [[0902.2006](#)].
- [27] A. Avgoustidis, C. Burrage, J. Redondo, L. Verde and R. Jimenez, *Constraints on cosmic opacity and beyond the standard model physics from cosmological distance measurements*, *J. Cosmol. Astropart. Phys.* **2010** (2010) [[1004.2053](#)].

- [28] M. Martinelli, C. J. A. P. Martins, S. Nesseris, D. Sapone, I. Tutusaus, A. Avgoustidis et al., *Euclid: Forecast constraints on the cosmic distance duality relation with complementary external probes, in preparation*.
- [29] R. Angulo, C. Baugh, C. Frenk and C. Lacey, *The detectability of baryonic acoustic oscillations in future galaxy surveys*, *Mon. Not. Roy. Astron. Soc.* **383** (2008) 755 [[astro-ph/0702543](#)].
- [30] S. Anselmi, G. D. Starkman, P.-S. Corasaniti, R. K. Sheth and I. Zehavi, *Galaxy Correlation Functions Provide a More Robust Cosmological Standard Ruler*, *Phys. Rev. Lett.* **121** (2018) 021302 [[1703.01275](#)].
- [31] S. Anselmi, P.-S. Corasaniti, G. D. Starkman, R. K. Sheth and I. Zehavi, *Linear point standard ruler for galaxy survey data: Validation with mock catalogs*, *Phys. Rev. D* **98** (2018) 023527 [[1711.09063](#)].
- [32] LIGO Scientific Collaboration, Virgo Collaboration, B. Abbott et al., *GWTC-1: A Gravitational-Wave Transient Catalog of Compact Binary Mergers Observed by LIGO and Virgo during the First and Second Observing Runs*, *Phys. Rev. X* **9** (2019) 031040 [[1811.12907](#)].
- [33] LIGO Scientific Collaboration, Virgo Collaboration, B. Abbott et al., *GW190425: Observation of a Compact Binary Coalescence with Total Mass $\sim 3.4M_{\odot}$* , *Astrophys. J. Lett.* **892** (2020) L3 [[2001.01761](#)].
- [34] LIGO Scientific Collaboration and Virgo Collaboration, *GW190412: Observation of a Binary-Black-Hole Coalescence with Asymmetric Masses*, [arxiv:2004.08342v2](#).
- [35] M. Maggiore, *Gravitational Waves: Volume 1: Theory and Experiments*. Oxford University Press, 2007.
- [36] LSST Science Collaboration, P. A. Abell, J. Allison, S. F. Anderson, J. R. Andrew, J. R. P. Angel et al., *LSST Science Book, Version 2.0*, [0912.0201](#).
- [37] DESI Collaboration, A. Aghamousa, J. Aguilar, S. Ahlen, S. Alam, L. E. Allen et al., *The DESI Experiment Part I: Science, Targeting, and Survey Design*, [1611.00036](#).
- [38] B. S. Sathyaprakash, B. F. Schutz and C. Van Den Broeck, *Cosmography with the Einstein Telescope*, *Class. Quant. Grav.* **27** (2010) 215006 [[0906.4151](#)].
- [39] W. Zhao, C. Van Den Broeck, D. Baskaran and T. G. F. Li, *Determination of Dark Energy by the Einstein Telescope: Comparing with CMB, BAO and SNIa Observations*, *Phys. Rev.* **D83** (2011) 023005 [[1009.0206](#)].
- [40] M. Du, W. Yang, L. Xu, S. Pan and D. F. Mota, *Future constraints on dynamical dark-energy using gravitational-wave standard sirens*, *Phys. Rev.* **D100** (2019) 043535 [[1812.01440](#)].
- [41] J. Torrado and A. Lewis, *Cobaya: Code for Bayesian Analysis of hierarchical physical models*, [2005.05290](#).
- [42] A. Lewis, A. Challinor and A. Lasenby, *Efficient computation of CMB anisotropies in closed FRW models*, *Astrophys. J.* **538** (2000) 473 [[astro-ph/9911177](#)].
- [43] C. Howlett, A. Lewis, A. Hall and A. Challinor, *CMB power spectrum parameter degeneracies in the era of precision cosmology*, *JCAP* **1204** (2012) 027 [[1201.3654](#)].
- [44] SNLS collaboration, *Supernova Constraints and Systematic Uncertainties from the First 3 Years of the Supernova Legacy Survey*, *Astrophys. J. Suppl.* **192** (2011) 1 [[1104.1443](#)].
- [45] W. K. Hastings, *Monte Carlo Sampling Methods using Markov Chains and their Applications*, *Biometrika* **57** (1970) 97.
- [46] W. Handley, M. Hobson and A. Lasenby, *PolyChord: nested sampling for cosmology*, *Mon. Not. Roy. Astron. Soc.* **450** (2015) L61 [[1502.01856](#)].
- [47] W. J. Handley, M. P. Hobson and A. N. Lasenby, *polychord: next-generation nested sampling*, *Mon. Not. Roy. Astron. Soc.* **453** (2015) 4384 [[1506.00171](#)].

- [48] E. Belgacem, Y. Dirian, S. Foffa and M. Maggiore, *Gravitational-wave luminosity distance in modified gravity theories*, *Phys. Rev. D* **97** (2018) 104066 [[1712.08108](#)].
- [49] E. Belgacem, Y. Dirian, S. Foffa and M. Maggiore, *Modified gravitational-wave propagation and standard sirens*, *Phys. Rev. D* **98** (2018) 023510 [[1805.08731](#)].
- [50] LISA COSMOLOGY WORKING GROUP collaboration, *Testing modified gravity at cosmological distances with LISA standard sirens*, *JCAP* **07** (2019) 024 [[1906.01593](#)].
- [51] A. Garoffolo, M. Raveri, A. Silvestri, G. Tasinato, C. Carbone, D. Bertacca et al., *Detecting Dark Energy Fluctuations with Gravitational Waves*, [2007.13722](#).
- [52] G. W. Horndeski, *Second-Order Scalar-Tensor Field Equations in a Four-Dimensional Space*, *International Journal of Theoretical Physics* **10** (1974) 363.
- [53] C. Dalang and L. Lombriser, *Limitations on Standard Sirens tests of gravity from screening*, *JCAP* **10** (2019) 013 [[1906.12333](#)].
- [54] S. Tsujikawa, *Matter density perturbations and effective gravitational constant in modified gravity models of dark energy*, *Phys. Rev. D* **76** (2007) 023514 [[0705.1032](#)].
- [55] S. Nesseris, *Matter density perturbations in modified gravity models with arbitrary coupling between matter and geometry*, *Phys. Rev. D* **79** (2009) 044015 [[0811.4292](#)].
- [56] S. Nesseris and A. Mazumdar, *Newton's constant in $f(R, R_{\mu\nu}R^{\mu\nu}, \square R)$ theories of gravity and constraints from BBN*, *Phys. Rev. D* **79** (2009) 104006 [[0902.1185](#)].
- [57] R. Arjona, W. Cardona and S. Nesseris, *Unraveling the effective fluid approach for $f(R)$ models in the subhorizon approximation*, *Phys. Rev. D* **99** (2019) 043516 [[1811.02469](#)].
- [58] R. Arjona, W. Cardona and S. Nesseris, *Designing Horndeski and the effective fluid approach*, *Phys. Rev. D* **100** (2019) 063526 [[1904.06294](#)].
- [59] E. Gaztanaga, E. Garcia-Berro, J. Isern, E. Bravo and I. Dominguez, *Bounds on the possible evolution of the gravitational constant from cosmological type Ia supernovae*, *Phys. Rev. D* **65** (2002) 023506 [[astro-ph/0109299](#)].
- [60] S. Nesseris and L. Perivolaropoulos, *Evolving Newton's constant, extended gravity theories and SNIa data analysis*, *Phys. Rev. D* **73** (2006) 103511 [[astro-ph/0602053](#)].
- [61] B. S. Wright and B. Li, *Type Ia supernovae, standardizable candles, and gravity*, *Phys. Rev. D* **97** (2018) 083505 [[1710.07018](#)].
- [62] S. Nesseris, G. Pantazis and L. Perivolaropoulos, *Tension and constraints on modified gravity parametrizations of $G_{\text{eff}}(z)$ from growth rate and Planck data*, *Phys. Rev. D* **96** (2017) 023542 [[1703.10538](#)].
- [63] C. Bambi, M. Giannotti and F. Villante, *The Response of primordial abundances to a general modification of $G(N)$ and/or of the early Universe expansion rate*, *Phys. Rev. D* **71** (2005) 123524 [[astro-ph/0503502](#)].
- [64] T. P. Sotiriou and V. Faraoni, *$f(R)$ Theories Of Gravity*, *Rev. Mod. Phys.* **82** (2010) 451 [[0805.1726](#)].
- [65] P. Brax, C. van de Bruck, A.-C. Davis and D. J. Shaw, *$f(R)$ Gravity and Chameleon Theories*, *Phys. Rev. D* **78** (2008) 104021 [[0806.3415](#)].
- [66] A. Vainshtein, *To the problem of nonvanishing gravitation mass*, *Physics Letters B* **39** (1972) 393 .
- [67] C. Deffayet, G. Dvali, G. Gabadadze and A. Vainshtein, *Nonperturbative continuity in graviton mass versus perturbative discontinuity*, *Physical Review D* **65** (2002) .
- [68] J. Beltran Jimenez, F. Piazza and H. Velten, *Evading the Vainshtein Mechanism with Anomalous Gravitational Wave Speed: Constraints on Modified Gravity from Binary Pulsars*, *Phys. Rev. Lett.* **116** (2016) 061101 [[1507.05047](#)].
- [69] C. Dalang, P. Fleury and L. Lombriser, *Horndeski and the sirens*, [1912.06117](#).

- [70] R. Arjona and S. Nesseris, *What can Machine Learning tell us about the background expansion of the Universe?*, *arXiv e-prints* (2019) arXiv:1910.01529 [[1910.01529](#)].
- [71] R. Arjona and S. Nesseris, *Hints of dark energy anisotropic stress using Machine Learning*, [2001.11420](#).
- [72] R. Arjona, *Machine Learning meets the redshift evolution of the CMB Temperature*, [2002.12700](#).
- [73] S. Nesseris and A. Shafieloo, *A model independent null test on the cosmological constant*, *Mon. Not. Roy. Astron. Soc.* **408** (2010) 1879 [[1004.0960](#)].
- [74] S. Nesseris and J. Garcia-Bellido, *Comparative analysis of model-independent methods for exploring the nature of dark energy*, *Phys. Rev.* **D88** (2013) 063521 [[1306.4885](#)].
- [75] D. Sapone, E. Majerotto and S. Nesseris, *Curvature versus distances: Testing the FLRW cosmology*, *Phys. Rev. D* **90** (2014) 023012 [[1402.2236](#)].
- [76] P. Astier et al., *Extending the supernova Hubble diagram to $z \sim 1.5$ with the Euclid space mission*, *Astron. Astrophys.* **572** (2014) A80 [[1409.8562](#)].
- [77] Y. Gong, A. Cooray and X. Chen, *Cosmology with Photometric Surveys of Type Ia Supernovae*, *Astrophys. J.* **709** (2010) 1420 [[0909.2692](#)].
- [78] E. Poisson and C. M. Will, *Gravitational waves from inspiraling compact binaries: Parameter estimation using second-post-newtonian waveforms*, *Phys. Rev. D* **52** (1995) 848.
- [79] L. Blanchet, *Gravitational Radiation from Post-Newtonian Sources and Inspiralling Compact Binaries*, *Living Rev. Rel.* **17** (2014) 2 [[1310.1528](#)].
- [80] R.-G. Cai and T. Yang, *Estimating cosmological parameters by the simulated data of gravitational waves from the Einstein Telescope*, *Phys. Rev.* **D95** (2017) 044024 [[1608.08008](#)].
- [81] T. G. F. Li, *Extracting Physics from Gravitational Waves: Testing the Strong-field Dynamics of General Relativity and Inferring the Large-scale Structure of the Universe*, Ph.D. thesis, Vrije U., Amsterdam, 2013.
- [82] S.-J. Jin, D.-Z. He, Y. Xu, J.-F. Zhang and X. Zhang, *Forecast for cosmological parameter estimation with gravitational-wave standard siren observation from the Cosmic Explorer*, [2001.05393](#).
- [83] T. Yang, R. Holanda and B. Hu, *Constraints on the cosmic distance duality relation with simulated data of gravitational waves from the Einstein Telescope*, *Astropart. Phys.* **108** (2019) 57 [[1710.10929](#)].
- [84] C. Cutler and D. E. Holz, *Ultra-high precision cosmology from gravitational waves*, *Phys. Rev. D* **80** (2009) 104009 [[0906.3752](#)].