

Parametrization of the angular distribution of Cherenkov light in air showers

Luan B. Arbeletche* and Vitor de Souza†

*Instituto de Física de São Carlos, Universidade de São Paulo,
Av. Trabalhador São-carlense 400, São Carlos, Brasil.*

Abstract

The Cherenkov light produced in air showers largely contributes to the signal observed in ground-based gamma-ray and cosmic-ray observatories. Yet, no description of this phenomenon is available covering both regions of small and large angles to the shower axis. To fill this gap, a parametrization of the angular distribution of Cherenkov photons is performed in terms of a physically-motivated parametric function. Model parameters are constrained using simulated gamma-ray and proton showers with energies in the TeV to EeV region. As a result, a new parametrization is obtained that improves the precision of previous works. Results presented here can be used in the reconstruction of showers with imaging Cherenkov telescopes as well as in the reconstruction of shower profiles with fluorescence detectors.

arXiv:2007.13812v3 [astro-ph.HE] 5 Feb 2021

* luan.arbeletche@ifsc.usp.br

† vitor@ifsc.usp.br

I. INTRODUCTION

A large amount of Cherenkov light is produced in extensive air showers [1] and several experimental techniques have been proposed to explore this signal to study astroparticle physics. The generation of light in the cascade is highly dominated by electrons. The emission of Cherenkov light by relativistic electrons including geometry, intensity, and wavelength is explained by classical electrodynamics [2], which has been used as an inspiration for the development of robust detection techniques.

The total signal produced by all particles in the air shower evolves as the cascade deepens in the atmosphere. The correct description of this evolution is mandatory to extract physical results from measurements. This problem is common to all collaborations running ground-based detectors, including Imaging Atmospheric Cherenkov Telescopes (IACT) and Fluorescence Detectors (FD), and also to proposed space experiments. In particular, to reconstruct the properties of the primary particle, it is necessary to understand the properties of Cherenkov-light production in air showers, including the longitudinal distribution, the lateral distribution, and the angular distribution. In this paper, special attention is given to the description of the angular distribution of Cherenkov photons in air showers.

IACTs are of fundamental importance for the Very High Energy (VHE) gamma-ray astronomy ($E_0 > 100$ GeV). The identification and the reconstruction of the primary gamma-ray are done by interpreting the Cherenkov light detected by telescopes at ground. Current observatories [4–6] are equipped with some (≤ 5) telescopes with few degrees ($< 5^\circ$) of field of view installed hundred meters apart from each other. The Cherenkov Telescope Array (CTA) [7] is the next-generation IACT system presently under development. The CTA baseline design calls for 118 telescopes to be installed at two sites covering areas of 0.6 km^2 in La Palma, Spain and 4 km^2 in Paranal, Chile. The angular distribution of Cherenkov photons in an air shower determines the image shape detected by IACTs and is therefore a key aspect in many reconstruction techniques [8–10].

FDs have been long used to study Ultra-High Energy Cosmic Rays (UHERC) [11]. These telescopes have been optimized to measure the isotropic fluorescence light emitted by nitrogen molecules due to the passage of charged particles in the atmosphere. The telescopes in operation [12, 13] have large aperture ($\approx 30^\circ$) and cover a detection area of thousands km^2 . The fluorescence and Cherenkov emission produce signals in the telescopes in the overlapping

wavelength band of 300-450 nm, making it impossible to separate their signals. Traditionally, Cherenkov light was considered as an unwanted noise in the FD measurements [13], but recently the Cherenkov light seen by FDs has been used as signal to detect showers with energies down to 2 PeV [14–16]. Direct Cherenkov light is also used to study UHECR with ground detectors [17, 18] and is proposed to be used as an important signal source in future space experiments [19]. The angular distribution of Cherenkov photons in an air shower is an important feature for all UHECR experiments because it determines the lateral spread of light and the balance between fluorescence and Cherenkov-light signals measured by the FDs, including large angles ($> 10^\circ$) and great distances (several km) from the shower axis.

The number of Cherenkov photons produced in an air shower reaching a detector at a given distance from the shower axis can be calculated only if the angular distribution of photons is known. Reversely, the reconstruction of the primary particle properties is only possible if the measured amount of light in each detector is converted into the amount of light emitted by the particles in the shower. The angular distribution of Cherenkov photons is determined by the convolution of the longitudinal development of electrons¹, the energy distribution of electrons, the angular distribution of electrons, the scattering of electrons, the refractive index, the geomagnetic field effects, and the scattering of photons [20–24].

Influenced by the main techniques detecting Cherenkov light (IACT and FD), the study of the angular distribution of Cherenkov photons has been divided respectively in two regimes: (a) gamma-ray primaries, small angles $< 10^\circ$, and TeV energies and (b) cosmic ray primaries, large angles $> 10^\circ$, and highest energies (10^{17} eV). Experiments have measured the angular distribution of Cherenkov photons [25] in regime (b). Since the pioneering work [21], the angular distribution was simulated for regime (a) [8] and (b) [24, 26].

In this paper, the angular distribution of Cherenkov photons is simulated using the most updated simulation software and a new parametrization based on shower physics is proposed. The parametrization presented here improves the precision in the description of the angular distribution of Cherenkov light in comparison to models found in previous publications [8, 24, 26]. Beside the needed update of the parametrizations concerning the new shower models made available after the previous works, this paper aims at the improvement of the precision requested by the new generation of experiments [7, 19] and at the refinement demanded by the new uses of Cherenkov light as the main signal source in FD analyses [15, 16]. Moreover,

¹ The term *electrons* here refer to both electrons and positrons.

a unified view of the two regimes is presented for the first time.

This paper is organized as follows. In section II, an exact model to compute the angular distribution of Cherenkov photons is derived. This model is simplified in section III to obtain a simple form in terms of free parameters. The parameters of the model are constrained by Monte Carlo simulations in section IV. A discussion of the results and a comparison to previous works are presented in section V and some final remarks are given in section VI.

II. EXACT MODEL FOR THE CHERENKOV LIGHT ANGULAR DISTRIBUTION

A mathematical description of the number of Cherenkov photons emitted in a given angular interval as a function of the shower development in the atmosphere, $d^2N_\gamma/d\theta dX$, is presented in this section. Each physical quantity relevant to this description is identified and explained below.

Electrons are responsible for over 98% of the Cherenkov-photon content in a shower [24]. Therefore it is assumed in this study that all photons are emitted by electrons. Figure 1 depicts the composition of angles determining the final angular distribution of Cherenkov photons. Shown is that an electron emitted during the shower development is subject to scattering in the atmosphere and its trajectory forms an angle θ_p with the shower axis. Such an electron will emit Cherenkov photons in a cone of half-aperture angle θ_{em} around its propagation path. The two angles θ_{em} and ϕ_{em} (measured in a plane perpendicular to the moving electron track) determine the direction of the emitted photon. Finally, the emitted photon forms an angle θ with the shower axis.

It is the interplay between the Cherenkov emission angle θ_{em} and the scattering angle of electrons θ_p that determines the distribution of the resulting Cherenkov-photon angle θ . In the beginning of the shower, most electrons move parallel to the shower axis, therefore $\theta_p \approx 0 \Rightarrow \theta \approx \theta_{em}$. The angle θ_{em} , in its turn, is an increasing function of the atmospheric depth and reaches a maximum value of about 1.5° at sea level. As the cascade develops further, electrons scatter multiple times, increasing the fraction of particles with large θ_p values. Indeed, the effect of multiple scattering generates electrons with $\theta_p > \theta_{em}$ and therefore $\theta > \theta_{em}$. As a consequence, for $\theta_p \gg \theta_{em} \Rightarrow \theta \approx \theta_p$, so that the angular distribution of Cherenkov photons approximately reproduces the angular distribution of electrons in the

shower.

The number of Cherenkov photons emitted by electrons with energy E and angle θ_p in a shower per interval of depth dX is given by²

$$dN_\gamma = N_e(s) \frac{dN_e}{dE}(E, s) dE \frac{dN_e}{d\theta_p}(\theta_p, E) d\theta_p Y_\gamma(E, h) \sec \theta_p dX \frac{d\phi_{\text{em}}}{2\pi}, \quad (1)$$

where s is the shower age³ and h is the emission height above sea level. $N_e(s)$ is the total number of electrons, dN_e/dE is the energy distribution of electrons, and $dN_e/d\theta_p$ is the angular distribution of electrons. The function $Y_\gamma(E, h)$ represents the number of photons emitted by one electron per depth interval (yield) and the factor of $\sec \theta_p$ takes into account the correction in the length of the electron track due to its inclined trajectory. Photons are uniformly distributed in ϕ_{em} (factor of $1/2\pi$). According to reference [24], $Y_\gamma(E, h)$ is given by

$$Y_\gamma(E, h) \approx 4\pi \alpha \frac{n(h) - 1}{\rho(h)} \left(\frac{1}{\lambda_1} - \frac{1}{\lambda_2} \right) \left(1 - \frac{E_{\text{thr}}^2(h)}{E^2} \right), \quad (2)$$

in which $\alpha \approx 1/137$ is the fine-structure constant, $n(h)$ is the refractive index of the medium, $\rho(h)$ is the atmospheric density, and λ_i the wavelength interval of the emitted photons. The threshold energy E_{thr} for an electron to produce Cherenkov light is $E_{\text{thr}}(h) = m_e c^2 / \sqrt{1 - n^{-2}(h)}$, where m_e is the electron rest mass.

The dependency of dN_γ on the angle between the Cherenkov photon and the shower axis directions, θ , is found after a change of variable from ϕ_{em} to θ (see Figure 1)

$$\cos \theta = \cos \theta_p \cos \theta_{\text{em}} - \sin \theta_p \sin \theta_{\text{em}} \cos \phi_{\text{em}}, \quad (3)$$

which leads to

$$\begin{aligned} d\phi_{\text{em}} &= 2 \left| \frac{d\phi_{\text{em}}}{d\theta} \right| d\theta \\ &= \frac{2 \sin \theta d\theta}{\sqrt{\sin^2 \theta_p \sin^2 \theta_{\text{em}} - (\cos \theta_p \cos \theta_{\text{em}} - \cos \theta)^2}}, \end{aligned} \quad (4)$$

² The dependency on the primary particle energy (E_0) is omitted here for brevity and discussed in terms of simulated showers in the following sections. For the purpose of this section, E_0 may be regarded as fixed.

³ $s = 3X/(X + 2X_{\text{max}})$ where X_{max} is the depth in which the shower reaches the maximum number of particles.

in which a factor of 2 was added to account for the fact that there are always two values of ϕ_{em} resulting in the same value of θ (see Figure 2). The half-aperture angle of the Cherenkov radiation cone, θ_{em} , relates to the particle velocity β by the usual expression

$$\cos \theta_{\text{em}} = \frac{1}{\beta n}. \quad (5)$$

Substitution of Equation (4) into Equation (1) gives

$$\begin{aligned} dN_\gamma &= N_e(s) \frac{dN_e}{dE}(E, s) dE \frac{dN_e}{d\theta_p}(\theta_p, E) d\theta_p Y_\gamma(E, h) \sec \theta_p dX \\ &\times \frac{1}{\pi} \frac{\sin \theta d\theta}{\sqrt{\sin^2 \theta_p \sin^2 \theta_{\text{em}} - (\cos \theta_p \cos \theta_{\text{em}} - \cos \theta)^2}}. \end{aligned} \quad (6)$$

Finally, to obtain the desired angular distribution of Cherenkov photons, $d^2N_\gamma/d\theta dX$, it is necessary to integrate Equation (6) over all possible values of electron energies E and angles θ_p . Integration over E must assert that relation (5) is satisfied, therefore E takes values for which $E > E_{\text{thr}}(h)$. Limits of the integral over electron angles θ_p should take only values that contribute to θ . From Figure 2 and Equation (3), it is found that this interval is $|\theta - \theta_{\text{em}}| < \theta_p < \theta + \theta_{\text{em}}$. Thus, the exact angular distribution of Cherenkov photons is given by

$$\begin{aligned} \frac{d^2N_\gamma}{d\theta dX}(\theta, s, h) &= \frac{1}{\pi} N_e(s) \sin \theta \int_{E_{\text{thr}}(h)}^{\infty} dE Y_\gamma(E, h) \frac{dN_e}{dE}(E, s) \\ &\times \int_{|\theta - \theta_{\text{em}}|}^{\theta + \theta_{\text{em}}} \frac{dN_e}{d\theta_p}(\theta_p, E) \frac{d\theta_p}{\cos \theta_p \sqrt{\sin^2 \theta_p \sin^2 \theta_{\text{em}} - (\cos \theta_p \cos \theta_{\text{em}} - \cos \theta)^2}}. \end{aligned} \quad (7)$$

III. APPROXIMATED MODEL FOR THE CHERENKOV LIGHT ANGULAR DISTRIBUTION

In this section, an approximation of the above equation is proposed to obtain a simpler yet meaningful description of the angular distributions of Cherenkov light. The idea is to summarize the angular distribution to a minimum set of parameters, allowing its parametrization.

First, note that the integration in θ_p is done in a very narrow interval given that $\theta_{\text{em}} <$

1.5°. Therefore it is possible to consider that $\sec \theta_p dN_e/d\theta_p$ varies little within integration limits and, in a first approximation, can be taken as constant and calculated in the mean angle $\langle \theta_p \rangle$ of the range in between the integration limits

$$\begin{aligned} \frac{d^2 N_\gamma}{d\theta dX}(\theta, s, h) &\approx \frac{1}{\pi} N_e(s) \sin \theta \int_{E_{\text{thr}}(h)}^{\infty} dE Y_\gamma(E, h) \frac{dN_e}{dE}(E, s) \\ &\times \frac{1}{\cos \langle \theta_p \rangle} \frac{dN_e}{d\theta_p}(\langle \theta_p \rangle, E) \\ &\times \int_{|\theta - \theta_{\text{em}}|}^{\theta + \theta_{\text{em}}} \frac{d\theta_p}{\sqrt{\sin^2 \theta_p \sin^2 \theta_{\text{em}} - (\cos \theta_p \cos \theta_{\text{em}} - \cos \theta)^2}}, \end{aligned} \quad (8)$$

where

$$\langle \theta_p \rangle = \begin{cases} \theta_{\text{em}}, & \text{if } \theta \leq \theta_{\text{em}} \\ \theta, & \text{if } \theta > \theta_{\text{em}} \end{cases}. \quad (9)$$

The remaining integral over θ_p is a complete elliptic integral of the first kind and can be approximated by a logarithmic function

$$\begin{aligned} \int_{|\theta - \theta_{\text{em}}|}^{\theta + \theta_{\text{em}}} \frac{d\theta_p}{\sqrt{\sin^2 \theta_p \sin^2 \theta_{\text{em}} - (\cos \theta_p \cos \theta_{\text{em}} - \cos \theta)^2}} &\approx \\ \frac{1}{\sin \langle \theta_p \rangle} \begin{cases} \pi - \log \left(1 - \frac{\theta}{\theta_{\text{em}}} \right), & \text{if } \theta \leq \theta_{\text{em}} \\ \pi - \log \left(1 - \frac{\theta_{\text{em}}}{\theta} \right), & \text{if } \theta > \theta_{\text{em}} \end{cases}. \end{aligned} \quad (10)$$

The abbreviation below is introduced

$$I(\theta, \theta_{\text{em}}, E) = \frac{1}{\sin \langle \theta_p \rangle} \begin{cases} \pi - \log \left(1 - \frac{\theta}{\theta_{\text{em}}} \right), & \text{if } \theta \leq \theta_{\text{em}} \\ \pi - \log \left(1 - \frac{\theta_{\text{em}}}{\theta} \right), & \text{if } \theta > \theta_{\text{em}} \end{cases}, \quad (11)$$

and by noting that $\cos \theta_{\text{em}} = 1/\beta n$ rapidly converges to $1/n$ as the electron energy increases, it is reasonable to assume that $\cos \theta_{\text{em}} = 1/n$ for all electrons. With this assumption the function $I(\theta, \theta_{\text{em}}, E) \sim I(\theta, \theta_{\text{em}}) = I(\theta, h)$ becomes independent of the electron energy⁴

$$\begin{aligned} \frac{d^2 N_\gamma}{d\theta dX}(\theta, s, h) &\approx \frac{1}{\pi} N_e(s) \sin \theta I(\theta, h) \\ &\times \int_{E_{\text{thr}}(h)}^{\infty} dE Y_\gamma(E, h) \frac{dN_e}{dE}(E, s) \frac{1}{\cos \langle \theta_p \rangle} \frac{dN_e}{d\theta_p}(\langle \theta_p \rangle, E). \end{aligned} \quad (12)$$

⁴ From now on $\theta_{\text{em}} = \arccos(1/n)$.

The validity of the approximations done until here were tested using Monte Carlo simulations of air showers and the results shown in Appendix A.

The remaining integral over electron energies,

$$\int_{E_{\text{thr}}(h)}^{\infty} dE Y_{\gamma}(E, h) \frac{dN_e}{dE}(E, s) \frac{1}{\cos\langle\theta_p\rangle} \frac{dN_e}{d\theta_p}(\langle\theta_p\rangle, E), \quad (13)$$

has been studied before in references [24, 26]. A parametric form to describe this quantity is proposed here

$$K(\theta, s, h) = C \langle\theta_p\rangle^{\nu-1} e^{-\langle\theta_p\rangle/\theta_1} (1 + \epsilon e^{\langle\theta_p\rangle/\theta_2}), \quad (14)$$

where ν , θ_1 , θ_2 , and ϵ are parameters varying with shower age, height (or refractive index), and, possibly, the primary energy. The constant C is intended to normalize Equation (14) according to Equation (13). In the next section the parameters of this function are going to be studied and the quality of the description is going to be tested. The approximated model is summarized as

$$\frac{d^2 N_{\gamma}}{d\theta dX}(\theta, s, h) = \frac{1}{\pi} N_e(s) \sin\theta I(\theta, h) K(\theta, s, h). \quad (15)$$

IV. PARAMETRIZATION OF THE CHERENKOV LIGHT ANGULAR DISTRIBUTION

Monte Carlo simulations of air showers are done using the CORSIKA 7.6900 package [27]. Gamma-ray and proton showers are simulated with energies between 100 GeV and 1 EeV in intervals of 1 in $\log_{10}(E_0/\text{eV})$. For each combination of primary type and energy, at least 120 showers are simulated. Simulations are performed for vertical showers and showers inclined at 20° . QGSJETII.04 [28] and URQMD [29] are used as high- and low-energy hadronic interaction models, respectively. The U.S. standard atmosphere model is used in the simulations and the refractive index is considered to be independent of the wavelength ($180 \text{ nm} \leq \lambda \leq 700 \text{ nm}$) of the emitted photons. Cherenkov photons are produced in bunches of maximum five. The COAST option is used to store the angle between the Cherenkov photons and the shower axis directions, θ . X_{max} , which is used to compute the shower age, is extracted from the longitudinal development of charged particles by fitting a Gaisser-Hillas function [30].

The approximated model summarized in Equation (15) suggests that the angular distri-

bution of Cherenkov photons should vary with shower age and atmospheric height. Both dependencies are made clear in the upper plots of Figure 3, where the angular distribution of Cherenkov photons of five randomly chosen gamma-ray-induced air showers at different values of s and h are compared. From the cascade theory [31–33], the angular distributions of Cherenkov light in gamma-ray showers are expected to be independent of the primary particle energy and this is confirmed in the bottom-left plot of Figure 3. In the case of proton showers, some dependency on the primary energy is observed in the bottom-right plot of the same figure. These plots also reiterate the fact that distributions with common age, height, primary type, and primary energy are similar.

Taking this dependency into account, the angular distribution of Cherenkov photons in a given interval with mean age \bar{s} and height \bar{h} in a shower of energy E_0 can be described by

$$\frac{dN_\gamma}{d\theta}(\theta, \bar{s}, \bar{h}, E_0) = N \sin \theta I(\theta, \bar{h}) K(\theta, \bar{s}, \bar{h}, E_0), \quad (16)$$

in which N (different from $N_e(s)$) is a normalization constant which depends on the parameters of $K(\theta, \bar{s}, \bar{h}, E_0)$.

The parameters of $K(\theta, \bar{s}, \bar{h}, E_0)$ are considered to be

$$\begin{aligned} \nu(s, n) &= p_{0,\nu} (n-1)^{p_{1,\nu}} + p_{2,\nu} \log(s), \\ \theta_1(s, n, E_0) &= p_{0,\theta_1} (n-1)^{p_{1,\theta_1}} (E_0/\text{TeV})^{p_{2,\theta_1}} + p_{3,\theta_1} \log(s), \\ \theta_2(s, n) &= \theta_1(s, n) (p_{0,\theta_2} + p_{1,\theta_2} s), \\ \epsilon(E_0) &= p_{0,\epsilon} + p_{1,\epsilon} (E_0/\text{TeV})^{p_{2,\epsilon}}. \end{aligned} \quad (17)$$

The coefficients $p_{i,\mu}$ are the parameters of the model to be fitted. In these equations, the dependence in height, h , was changed by the dependence in the refractive index, n , to make the parametrization independent of the atmospheric model used in the simulations.

The simulated angular distributions of Cherenkov photons are fitted with this model. For that, a multinomial likelihood function (L_{MLE}) is built taking into account every simulated distribution from shower ages in the interval $0.8 \leq s \leq 1.2$. A single value of refractive index n is associated with each distribution according to the emission height. Histograms are weighted by the inverse of the primary energy in TeV, so the contribution from showers of distinct energies to L_{MLE} are of the same order of magnitude. Gamma-ray and proton

showers are fit separately, as distributions strongly depend on the primary particle type in lower energies. All coefficients $p_{i,\mu}$ are allowed to vary in the fit procedure. In the case of gamma showers, however, the energy dependency is dropped ($p_{2,\theta_1}, p_{1,\epsilon}, p_{2,\epsilon} = 0$). Fitted values of $p_{i,\mu}$ and their associated confidence intervals are found in Tables I and II.

V. RESULTS

In this section, the parametrization proposed in the previous section is compared to the Monte Carlo distributions and to previous works. Figure 4 shows the simulated angular distribution of Cherenkov photons in comparison to four models for one single gamma-ray (upper panel) and one single proton shower (lower panel). The ability of the presented parametrization to describe the simulated data both around the peak of the distributions and at the small and large θ regions is evident in this figure. Predictions from the models presented in Refs. [24, 26] are shown in the region $\theta > 5^\circ$ only, for which they are defined.

Figure 5 shows the overall quality of the models by comparing their average relative deviation to the simulated distributions for four combinations of primary type and energy. Three shower ages ($s = 0.8, 1.0, \text{ and } 1.2$) are shown. It is clear that the model proposed here has many advantages. The model presents the smaller deviation from the simulations for a large angular range. For gamma-ray showers, the deviation is very small ($< 5\%$) for angles smaller than 25° . For proton showers, the deviation of the model developed here improves with energy.

Results presented in this work are optimized with simulated showers having energies from 100 GeV (1 TeV, in case of proton) to 1 EeV. The quality of the model measured with respect to shower energy can be assessed in Figure 6, where the average relative deviation is shown at $s = 1.0$ for all studied energies. For both primaries, this deviation is smaller than 10% in a wide angular and energy interval. In the case of gamma-ray showers (left box), the big deviation seen for 100 GeV gamma-ray showers above $\theta = 30^\circ$ is related to the small number of photons in this region. On average, 99.8% of the Cherenkov photon content of 100 GeV gamma-ray fall in the region $\theta < 30^\circ$. This figure confirms again the quality of the proposed model and ensures its adequacy to be employed in both the aforementioned regimes (a) and (b).

VI. CONCLUSION

To understand the nature and to describe the angular distribution of Cherenkov photons in air showers is of great importance in current experimental astrophysics. An exact model has been derived in Section II to describe the angular distribution photons in terms of the unknown energy and angular distributions of electrons. In Section III, successive approximations to this exact model have lead to a factorized form for the angular distributions of Cherenkov photons: a first term, I , depending on the maximum Cherenkov emission angle and a second term, K , depending on the energy and angular distributions of electrons. A simple parametric form has been proposed to describe this second term, overcoming the necessity of describing the two-dimensional energy and angular distribution of electrons. Parameters of this model have been obtained by fitting Monte Carlo simulations in Section IV.

The direct comparison of the parametrization and Monte Carlo simulations in Section V has shown the excellent capability of the model to describe the angular distributions of Cherenkov photons. The use of this model has many advantages as it is able to: 1) cover both small and large angular regions, including the peak around θ_{em} and 2) cover a large energy interval, from hundreds of GeV to EeV energies. The parametrization presented here is therefore adequate to be employed in both the reconstruction of gamma-rays and cosmic-rays in IACT systems and also in the study of extensive air showers with fluorescence detectors.

ACKNOWLEDGMENTS

LBA and VdS acknowledge FAPESP Project 2015/15897-1. This study was financed in part by the Coordenação de Aperfeiçoamento de Pessoal de Nível Superior - Brasil (CAPES) - Finance Code 001. Authors acknowledge the National Laboratory for Scientific Computing (LNCC/MCTI, Brazil) for providing HPC resources of the SDumont supercomputer (<http://sdumont.lncc.br>). VdS acknowledges CNPq.

Appendix A: Validation of approximations

In this Appendix the models presented in Section II (exact) and Section III (approximated) are compared to a direct simulation of the angular distribution of Cherenkov pho-

tons. This comparison is shown in Figure 7 for the case of a vertical 1 PeV gamma-ray air shower at three different shower ages. The inset plot shows the region of large angles ($\theta > 5^\circ$). The angular distributions of Cherenkov photons directly extracted from the simulation (reference) are represented by the filled curves. The dashed blue (exact model) and solid orange (approximated model) lines show the computation of the angular distributions of Cherenkov photons using Equations (7) and (15), respectively. For these computations, the energy and angular distributions of electrons (dN_e/dE and $dN_e/d\theta_p$) were extracted from the same simulation.

From Figure 7 it is seen that in the region of $\theta > 5^\circ$ (inset plot) the curves of both models appear superimposed with the reference distributions for the three ages being shown. Further insight about the quality of these models in the region of smaller angles can be obtained by inspection of Figure 8, where the relative deviations between both models and the reference distribution are studied.

The exact model presents no deviation with respect to the reference distribution, except in the region around the peak of this distribution where a deviation of $< 10\%$ is found, as can be seen in Figure 8. However, this may be attributed to a side effect of binning the electron distributions (dN_e/dE and $dN_e/d\theta_p$) used as input in Equation (7).

The approximated model of Section III, on the other hand, deviates less than 10% from the reference distribution at $s = 1.0$ (center plot). At the ages of $s = 0.8$ (upper plot) and $s = 1.2$ (lower plot), on the other hand, this deviation is typically smaller than 20%, except at the peak. While this approximation is not as good as the exact model, it validates the idea that it is possible to approximately reproduce the shape of the angular distribution of Cherenkov photons as a product of two functions, as claimed in Section III.

-
- [1] W. Galbraith, J.V. Jelley, *Nature* **171**(4347), 349 (1953). doi:10.1038/171349a0
 - [2] P.A. Čerenkov, *Phys. Rev.* **52**, 378 (1937). doi:10.1103/PhysRev.52.378
 - [3] V. Zatsepin, *J. Exp. Theor. Phys.* **20**(2) (1965)
 - [4] <https://www.mpi-hd.mpg.de/hfm/HESS/>
 - [5] <http://www.magic.iac.es/>
 - [6] <http://veritas.sao.arizona.edu/>

- [7] B.S. Acharya et al. (CTA Consortium), *Astropart. Phys.* **43**, 3 (2013). doi: 10.1016/j.astropartphys.2013.01.007
- [8] M. Lemoine-Goumard, B. Degrange, M. Tluczykont, *Astropart. Phys.* **25**, 195 (2006). doi: 10.1016/j.astropartphys.2006.01.005
- [9] C.-C. Lu for the H.E.S.S. Collaboration, in *33rd International Cosmic Ray Conference (ICRC 2013): The Astroparticle Physics Conference*, ed. by A. Saa (Sociedade Brasileira de Fisica, São Paulo, Brazil, 2014), p. 3147
- [10] J. Aleksić et al. (MAGIC Collaboration), *Astropart. Phys.* **72**, 76 (2016). doi: 10.1016/j.astropartphys.2015.02.005
- [11] G.L. Cassiday et al. (HiRes Collaboration), *Astrophys. J.* **356**, 669 (1990). doi: 10.1086/168873
- [12] J. Abraham et al. (Pierre Auger Collaboration), *Nucl. Instrum. Meth. A* **620**, 227 (2010). doi: 10.1016/j.nima.2010.04.023
- [13] R.U. Abbasi et al. (Telescope Array Collaboration), *Astrophys. J.* **858**(2), 76 (2018). doi: 10.3847/1538-4357/aabad7
- [14] M. Unger, B.R. Dawson, R. Engel, F. Schüssler, R. Ulrich, *Nucl. Instrum. Meth. A* **588**, 433 (2008). doi:doi.org/10.1016/j.nima.2008.01.100
- [15] V. Novotny for the Pierre Auger Collaboration, in *Proceedings of 36th International Cosmic Ray Conference — PoS(ICRC2019)*, Madison, 2019, vol. 358, p. 374
- [16] R. U. Abbasi et al. (Telescope Array Collaboration), *Astrophys. J.* **865**(1), 74 (2018). doi: 10.3847/1538-4357/aada05
- [17] N. Budnev et al., *Astropart. Phys.* **50-52**, 18 (2013). doi:10.1016/j.astropartphys.2013.09.006
- [18] A.A. Ivanov, S.P. Knurenko, I.Y. Sleptsov, *New J. Phys.* **11**(6), 065008 (2009). doi: 10.1088/1367-2630/11/6/065008
- [19] L.A. Anchordoqui et al., *Phys. Rev. D* **101**, 023012 (2020). doi:10.1103/PhysRevD.101.023012
- [20] T. Stanev, K. Vankov, S. Petrov, J.W. Elbert, in *17th International Cosmic Ray Conference*, vol. 6 (Commissariat a L'Energie Atomique, 1981, Paris, France, 1981), vol. 6, p. 256
- [21] A.M. Hillas, *J. Phys. G: Nucl. Part. Phys.* **8**(10), 1461 (1982). doi:10.1088/0305-4616/8/10/016
- [22] J.W. Elbert, T. Stanev, S. Torii, in *Proceedings 18th International Cosmic Ray Conference*, vol. 6 (Tata Institute of Fundamental Research, Bangalore, India, 1983), vol. 6, p. 227
- [23] M. Giller, G. Wieczorek, A. Kacperczyk, H. Stojek, W. Tkaczyk, *J. Phys. G: Nucl. Part. Phys.*

- 30**(2), 97 (2004). doi:10.1088/0954-3899/30/2/009
- [24] F. Nerling, J. Blümer, R. Engel, M. Risse, *Astropart. Phys.* **24**(6), 421 (2006). doi:10.1016/j.astropartphys.2005.09.002
- [25] R. M. Baltrusaitis et al. (HiRes Collaboration), *J. Phys. G* **13**, 115 (1987). doi:10.1088/0305-4616/13/1/013
- [26] M. Giller, G. Wieczorek, *Astropart. Phys.* **31**, 212 (2009). doi:10.1016/j.astropartphys.2009.01.003
- [27] D. Heck, J. Knapp, J. Capdevielle, G. Schatz, T. Thouw, CORSIKA: A Monte Carlo code to simulate extensive air showers. Tech. Rep. FZKA-6019, Forschungszentrum Karlsruhe, Karlsruhe (1998)
- [28] S. Ostapchenko, *Phys. Rev. D* **83**, 014018 (2011). doi:10.1103/PhysRevD.83.014018
- [29] M. Bleicher, et al., *J. Phys. G* **25**, 1859 (1999). doi:10.1088/0954-3899/25/9/308
- [30] T.K. Gaisser, A.M. Hillas, in *15th International Cosmic Ray Conference*, vol. 8 (Bulgarian Academy of Sciences, 1977), vol. 8, p. 353
- [31] B. Rossi, K. Greisen, *Rev. Mod. Phys.* **13**, 240 (1941). doi:10.1103/RevModPhys.13.240
- [32] K. Kamata, J. Nishimura, *Prog. Theor. Phys. Suppl.* **6**, 93 (1958). doi:10.1143/PTPS.6.93
- [33] K. Greisen, *Annu. Rev. Nucle. Sci.* **10**(1), 63 (1960). doi:10.1146/annurev.ns.10.120160.000431

TABLE I. Coefficients describing the angular distribution of Cherenkov photons in gamma-ray air showers.

μ	$p_{0,\mu} (\pm\text{err})$	$p_{1,\mu} (\pm\text{err})$	$p_{2,\mu} (\pm\text{err})$	$p_{3,\mu} (\pm\text{err})$
ν	0.34329 (0.00006)	-0.10683 (0.00002)	1.46852 (0.00004)	—
θ_1	1.4053 (0.0002)	0.32382 (0.00002)	0	-0.048841 (0.000003)
θ_2	0.95734 (0.00008)	0.26472 (0.00005)	—	—
ϵ	0.0031206 (0.0000006)	0	0	—

TABLE II. Coefficients describing the angular distribution of Cherenkov photons in proton air showers.

μ	$p_{0,\mu} (\pm\text{err})$	$p_{1,\mu} (\pm\text{err})$	$p_{2,\mu} (\pm\text{err})$	$p_{3,\mu} (\pm\text{err})$
ν	0.21155 (0.00006)	-0.16639 (0.00003)	1.21803 (0.00006)	—
θ_1	4.513 (0.001)	0.45092 (0.00003)	-0.008843 (0.000002)	-0.058687(0.000006)
θ_2	0.90725 (0.00008)	0.41722 (0.00005)	—	—
ϵ	0.009528 (0.000002)	0.022552 (0.000007)	-0.4207 (0.0002)	—

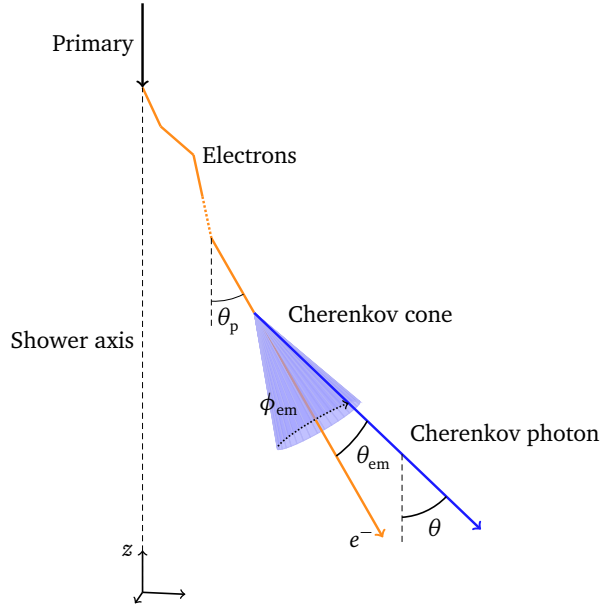


FIG. 1. Definition of the relevant angles for Cherenkov light emission in air showers. The blue cone represents the emission of Cherenkov photons around the emitting electron trajectory, in orange. The final angle between each Cherenkov photon (blue trajectory) and the shower axis is denoted by θ .

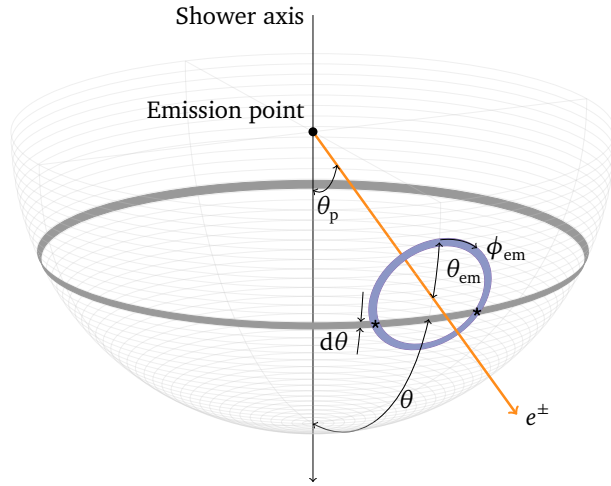


FIG. 2. Depiction of the intersecting region between the Cherenkov cone (blue ring) and the ring of width $d\theta$ around the angle θ (grey ring) in the unit sphere. There are two intersection points whenever $|\theta - \theta_p| < \theta_{em}$ and none otherwise.

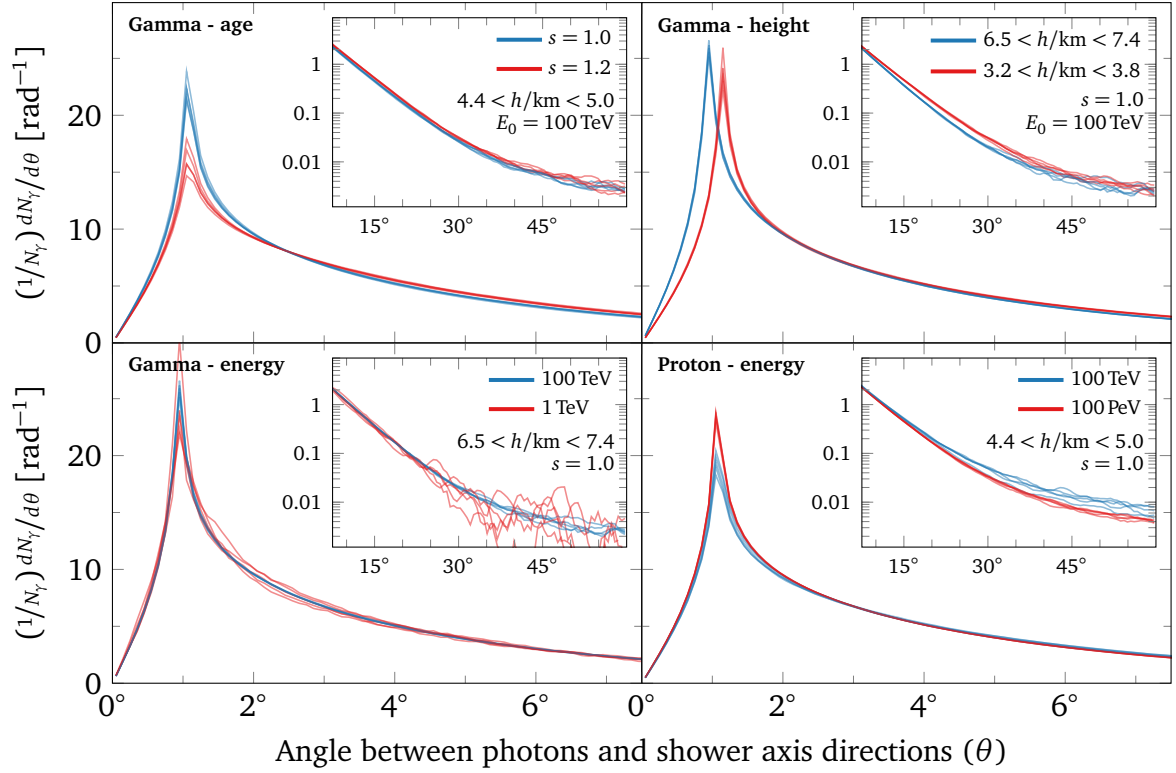


FIG. 3. Examples of simulated angular distributions of Cherenkov photons highlighting its dependency with respect to the shower age (top left), emission height (top right), primary energy in gamma-ray showers (bottom left), and primary energy in proton showers (bottom left).

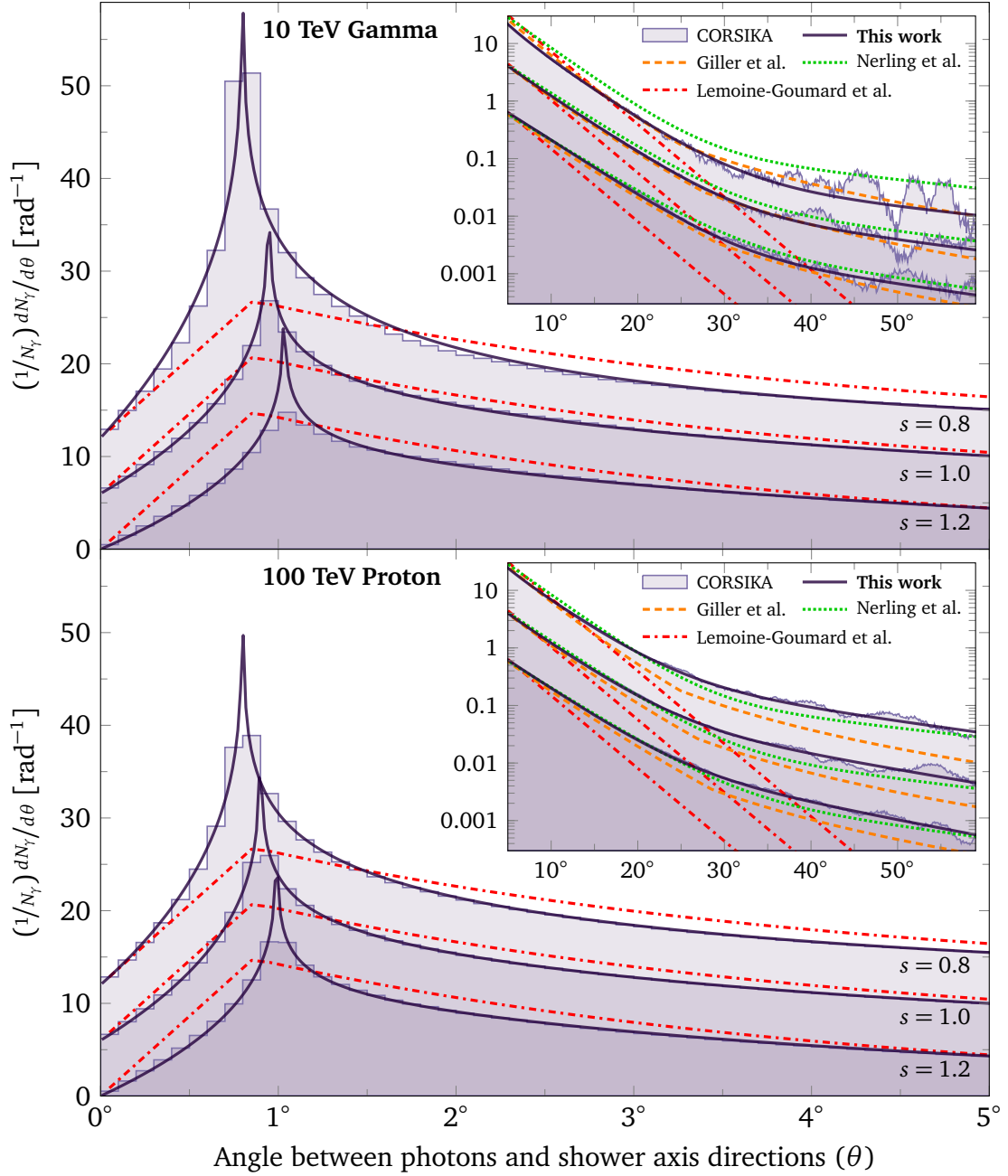


FIG. 4. Angular distribution of Cherenkov photons from a single gamma-ray (top) and proton (bottom) shower. CORSIKA simulations (filled histograms) are compared to the parametrized distributions (solid curves) at $s = 0.8, 1.0,$ and 1.2 (indicated inside the plot). Predictions from Refs. [8, 24, 26] are shown for comparison (see legend). Curves of a common shower age are vertically displaced for better visualization.

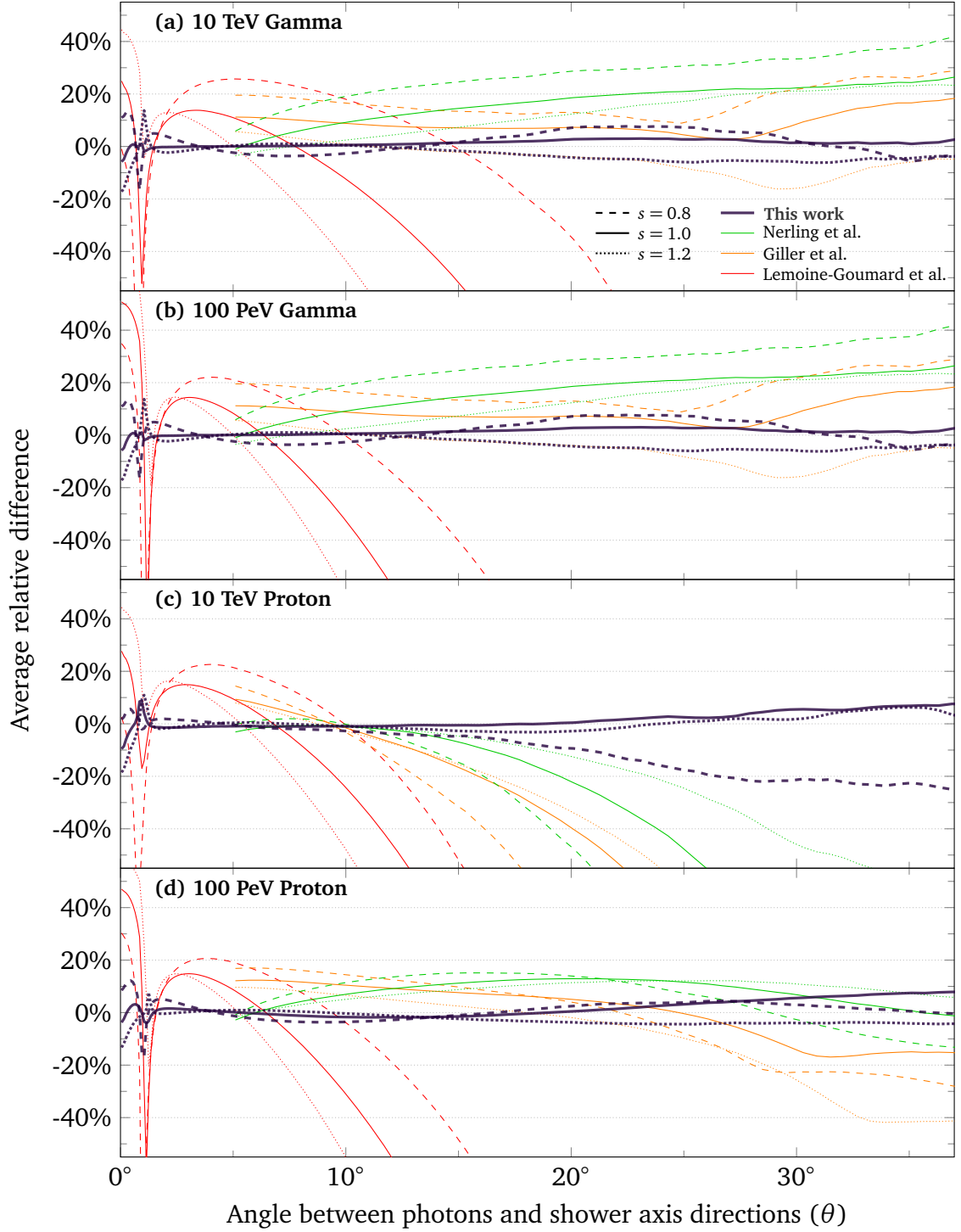


FIG. 5. Average relative deviation between parametrized and simulated angular distributions of Cherenkov photons at $s = 0.8$ (dashed curves), 1.0 (solid curves), and 1.2 (dotted curves). Each box depicts a single primary-energy combination, indicated in the top-left corner. Parametrization of this work is compared to predictions from Refs. [8, 24, 26] (see legend in the upper panel).

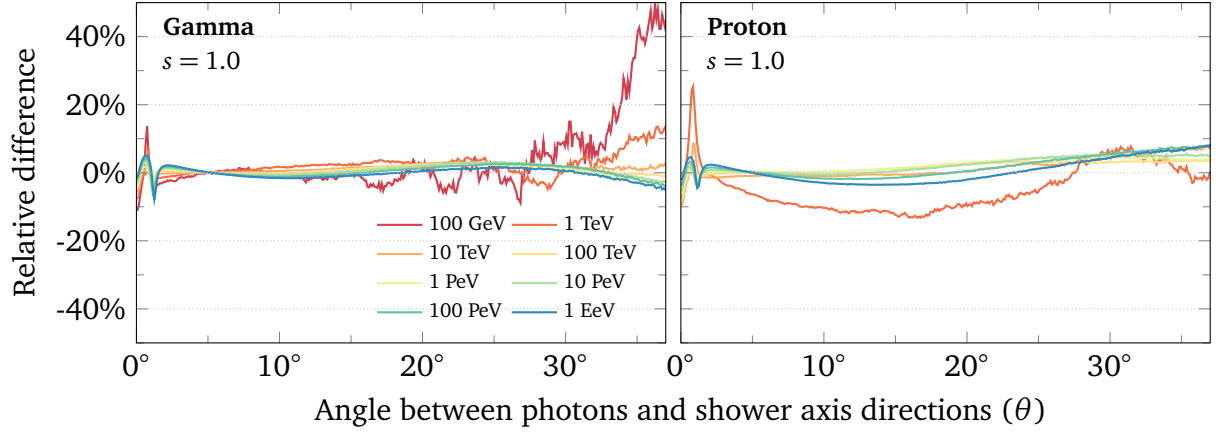


FIG. 6. Average relative deviation between parametrized and simulated angular distributions of Cherenkov photons at $s = 1.0$ for gamma-ray (left) and proton (right) showers at various primary energies.

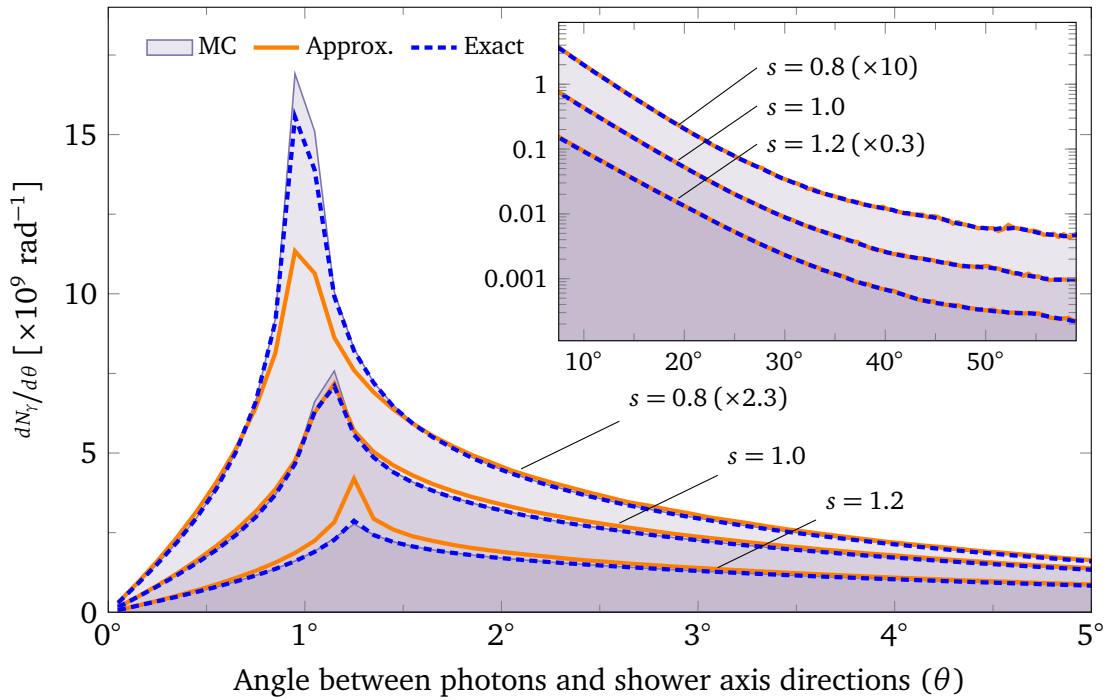


FIG. 7. Comparison of the exact (blue dashed) and the approximated (orange solid) models of Sections II and III to a simulated angular distribution of Cherenkov photons at three shower ages (see annotations inside the box). The inset plot shows the region $\theta > 5^\circ$. To avoid superposition of the curves and therefore make the figure more clear, some curves were scaled by factors indicated together with the shower age.

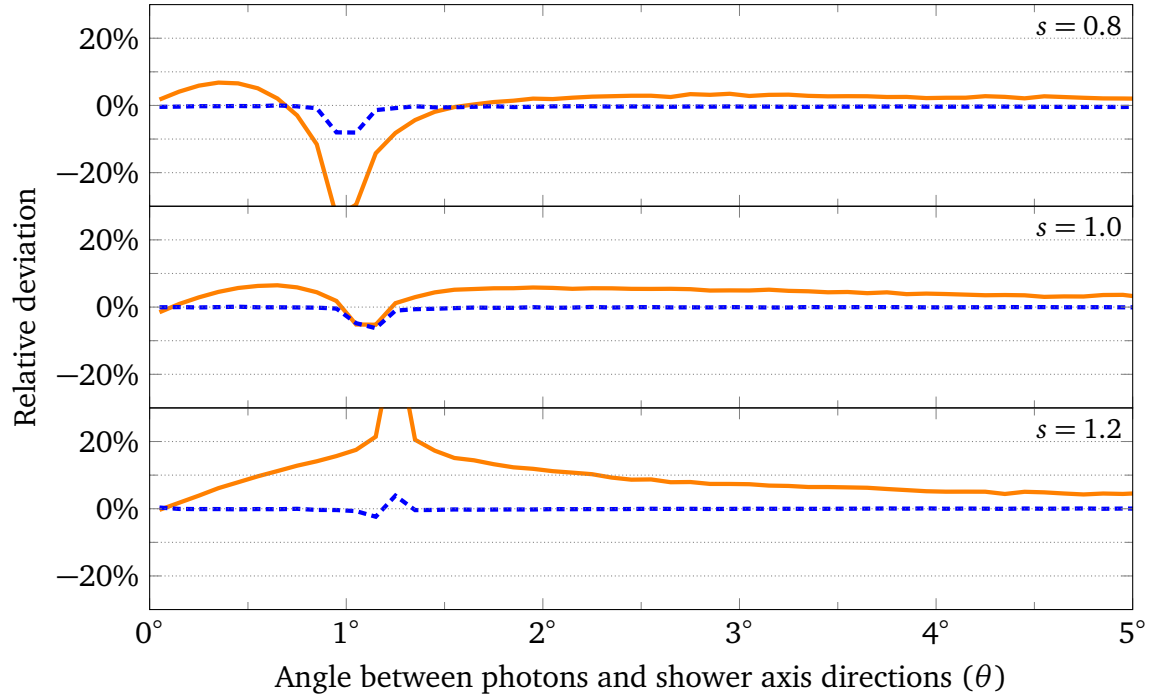


FIG. 8. Relative deviation between models of Sections II (blue dashed) and III (orange solid) and the simulated angular distribution of Cherenkov photons in the region of small angles. Curves are shown for three shower ages, indicated in the boxes.