

Erratum: Primordial black hole origin for thermal gamma-ray bursts

Oscar del Barco^{*}

Laboratorio de Óptica, Instituto Universitario de Investigación en Óptica y Nanofísica, Universidad de Murcia, Campus de Espinardo, E-30100, Murcia, Spain

15 February 2022

Key words: errata, addenda – gamma-ray burst: individual: black holes – dark matter – black hole physics

The paper *Primordial black hole origin for thermal gamma ray bursts* was published in MNRAS, 506, 806–812 (2021). In the original article, an error in equation (14) was found. Once taken into account that the ratio R_ν/ν^3 is Lorentz-invariant (Misner 1973), the correct expression for the observed spectral radiance should be rewritten as

$$R_\nu = \frac{2\pi h\nu^3}{c^2} \left(\exp \left[\frac{h\nu}{kT_p^{(G)}} \right] - 1 \right)^{-1}, \quad (1)$$

where $T_p^{(G)}$ is given by equation (16) (with an appropriate modification of the emission angle, as described later). Accordingly, equations (15) and (19) should be modified by the following expressions

$$\nu_{\max} = \left(\frac{2.821}{h} \right) kT_p^{(G)}. \quad (2)$$

and

$$\nu S_\nu = \frac{2\pi h \Omega \nu^4}{c^2} \left(\exp \left[\frac{h\nu}{kT_p^{(G)}} \right] - 1 \right)^{-1}. \quad (3)$$

As a consequence, the original selection of the initial parameters resulted in an improbable observational scenario. Nevertheless, the fundamental theory and conclusions of the original article remain the same.

In Fig. 1, the emission angle as observed from the PBH frame θ'_e is shown. Compared to previous set-up, no critical angle θ'_c is considered in the model, since photons emitted at that angle will rarely reach the Earth. Moreover, under realistic initial parameters (described next), the measurable PBH Hawking radiation will be restricted to a region above the CBH photon sphere.

In relation to the PBH Hawking temperature for a distant observer $T_p^{(G)}$, a recent publication by McMaken (2022) alleged a supposed inconsistency with equation (16) in the original paper (Barco 2021). Let us show that there is no discrepancy.

Following the formalism by Yoshino (2019) for a star under gravitational collapse (where the star emission is modelled as a blackbody emitter, receding away from the Earth), the redshift factor α which relates the Planck temperature as measured by the emitter and observer (i.e., $T_p^{(G)} = \alpha T'_p$ in our case) can be expressed as (equation (49) of

this reference)

$$\alpha = \sqrt{\frac{f(R)}{f(r_o)}} \left(1 - \cos \theta'_e \sqrt{1 - \frac{f(r_e)}{f(R)}} \right), \quad (4)$$

where r_e (r_o) are the coordinate positions for the emitter (observer), M and R correspond to the mass and radius of the static star, respectively, and $f(r) = 1 - (2M/r)$.

Taking into account equation (39) of Yoshino (2019) for the velocity β of the star surface measured in the static frame (in our case, the velocity at which the PBH moves away from the Earth), the redshift factor α can be rewritten as

$$\alpha = \sqrt{\frac{f(R)}{f(r_o)}} (1 - \beta \cos \theta'_e). \quad (5)$$

After some simple algebra, we obtain for the first term on the right hand side of equation (5)

$$\begin{aligned} \sqrt{\frac{f(R)}{f(r_o)}} &= \sqrt{\frac{f(r_e)}{f(r_o)}} \sqrt{\frac{f(R)}{f(r_e)}} = \sqrt{\frac{f(r_e)}{f(r_o)}} \left[1 - \left(1 - \frac{f(r_e)}{f(R)} \right) \right]^{-1/2} \\ &= \sqrt{\frac{f(r_e)}{f(r_o)}} (1 - \beta^2)^{-1/2}, \end{aligned} \quad (6)$$

where the first factor in equation (6) represents the gravitational redshift between the emitter and the observer γ_G , and the second one is the kinematic factor $\gamma = (1 - \beta^2)^{-1/2}$. So, the transformation relation can be expressed as

$$T_p^{(G)} = \alpha T'_p = \gamma_G \gamma (1 - \beta \cos \theta'_e) T'_p. \quad (7)$$

Please note that the latter expression for $T_p^{(G)}$ is equivalent to equation (16) in the original paper (Barco 2021), with the exception of the emission angle θ'_e (in the corrected version, no critical angle θ'_c is considered). Identical result can be easily deduced from equation (14) of McMaken (2022), simply by considering the emission angle transformation relation (equation (41) of Yoshino (2019))

$$\cos \theta_e = \frac{\cos \theta'_e - \beta}{1 - \beta \cos \theta'_e}, \quad (8)$$

and performing some elementary calculations.

After implementing the corrections, a possible astrophysical scenario includes an asteroid-mass PBH (Wang 2021; Coogan 2021) with $M_p \simeq 5 \times 10^{-18} M_\odot$ describing a free fall from rest at infinity towards a $10 M_\odot$ CBH at 48.6 kpc. In Fig. 2, the vertical axis now

^{*} E-mail: obn@um.es

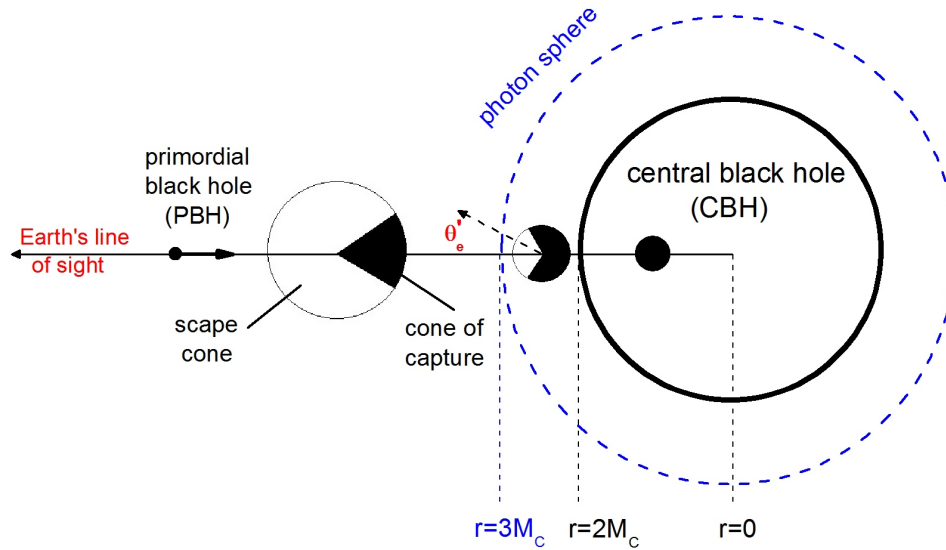


Figure 1. Schematic representation of our astrophysical scenario. The emission angle as observed from the PBH frame θ'_e is shown. No critical angle θ'_c is considered in the model.

represents the emission angle θ'_e (provided that, in the current situation, the PBH specific energy $E_s = 1$ with specific angular momentum $L_s = 3.3 \times 10^{-4}$ m, both in geometrized units).

It can be observed that, for a given emission angle θ'_e , the PBH Hawking temperature diminishes as the light BH approaches its heavier companion. This cooling behaviour can be easily understood after inspection of equation (7): as the PBH gains velocity during its free fall, the term $1 - \beta \cos \theta'_e$ tends progressively to zero when the emission angle $\theta'_e = \theta_e = 0$ rad (i.e., along the Earth's line of sight). As a numerical example, when the asteroid-mass PBH is located at 10^5 m above the CBH horizon, $\beta = 0.48c$, $\gamma = 1.14$ and $\gamma_G = 0.88$ with an observed Hawking temperature of 552.5 keV. At 10^3 m above the horizon, $\beta = 0.98c$, $\gamma = 5.53$ and $\gamma_G = 0.18$, where now $T_p^{(G)} = 17.5$ keV. It should be underlined that the emitted PBH Hawking radiation is not Lorentz-boosted (as incorrectly commented in the original version).

The numerical study of the PBH fluence spectrum νS_ν (via equation (3) of this revised version) and the associated flux density $S_\nu = \Omega R_\nu$, for different horizon separations D_H is represented in Fig. 3. These parameters strongly depend on the solid angle Ω subtended by the PBH (considered as a point source) and obey the well-known inverse square law. So, it is assumed that the beginning of the GRB occurs when the fluence spectrum νS_ν is sufficiently high to be detected by ground-based or space observatories (that is, when the PBH is close enough to Earth). In our updated model, this happens when $D_H = 10^5$ m (please, see again Fig. 3(a)) while the final stage of the burst occurs at about 3 km above the CBH horizon, when νS_ν drops below the sensitivity of the Joint European X-Ray Monitor (JEM-X).

The astrophysical scenario is the same as the previously described in Fig. 2, with an emission angle $\theta'_e = \theta_e = 0$. A decreasing νS_ν fluence spectrum is also observed as the horizon separation D_H decreases, with measurable time intervals Δt between different PBH approximations. Unlike the original version, the closest approach to the CBH event horizon contributing to the observable GRB is now about 3 km. It should be also noted that the coordinate time interval is clearly reduced as the PBH gains speed during its free fall, achieving a velocity of $0.82c$ at the CBH photon sphere.

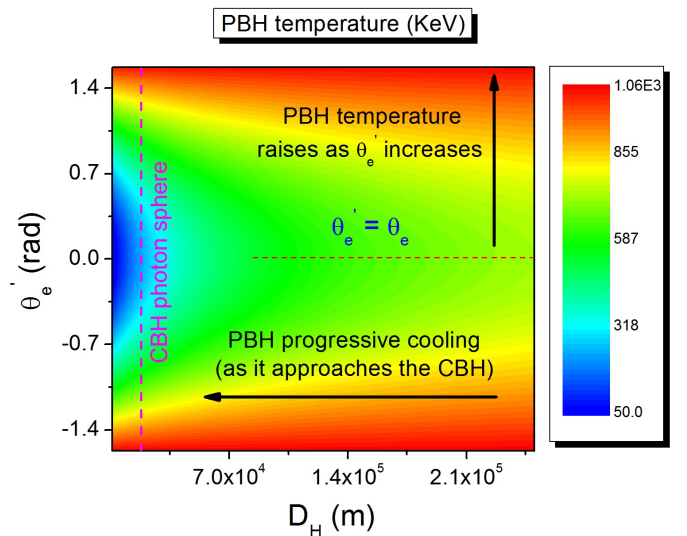


Figure 2. Hawking temperature $T_p^{(G)}$ of an asteroid-mass PBH ($M_P \approx 5 \times 10^{-18} M_\odot$) as a function of its emission angle θ'_e and the binary BH horizon separation D_H , calculated via equation (7). The light black hole describes a free fall from rest at infinity ($E_s = 1$ and $L_s = 3.3 \times 10^{-4}$ m, in geometrized units) towards a $10 M_\odot$ central black hole. The horizontal dashed line (where $\theta'_e = \theta_e = 0$ rad) depicts the Earth's line of sight (please, see again Fig. 1).

In connection with the numerical results depicted in Fig. 3, the cooling behaviour of the PBH Hawking temperature $T_p^{(G)}$ is described in Fig. 4. For a better visualization, the horizontal axis now represents the coordinate time t once the estimated GRB duration ($\Delta_{\text{GRB}} = 13.2$ s) is subtracted. In this revised version, the broken power-law parameters correspond to $a = 0.0$, $b = -12.5$, $t_0 = 9 \times 10^{-3}$ s, $\delta = 1.0$ s, $t_n = 1.5 \times 10^{-3}$ s and $T_n = 36$ keV. It is also worth mentioning that the slope index b (which takes into account the cooling process at the final stage of the GRB) is steeper than in the original version. This

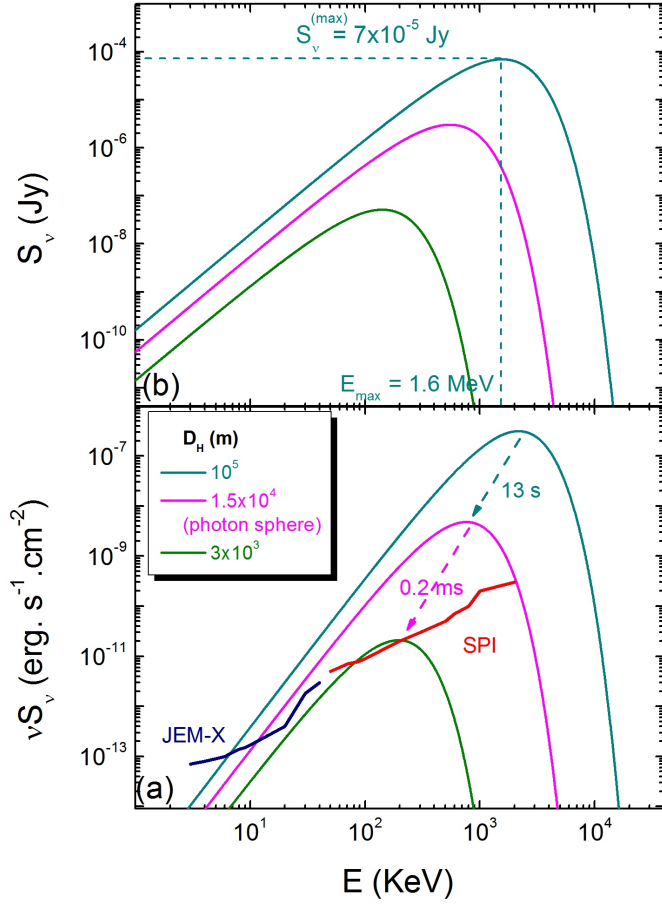


Figure 3. (a) Fluence spectrum νS_ν for different horizon separations D_H of an asteroid-mass PBH ($M_P \approx 5 \times 10^{-18} M_\odot$) describing a free fall towards a $10 M_\odot$ central black hole at 48.6 kpc, along the Earth’s line of sight (numerical results performed via equation (3)). As an indicative manner, the sensitivities of the Joint European X-Ray Monitor (JEM-X) and INTEGRAL spectrometer (SPI) for 1 year are illustrated, (b) the corresponding PBH flux density values S_ν obtained numerically from equation (1) (taking into account the solid angle Ω subtended by our PBH).

is due to the above-mentioned shortening of the time intervals as the PBH is more accelerated.

In relation to the capture rate of a PBH by a more massive BH, McMaken (2022) recently claimed an implausible occurrence based on Kouvaris (2008) and Capela (2013) research. Let us analyze in detail if McMaken’s arguments and conclusions (concerning such capture rate) can be properly applied to the binary black hole model here presented.

According to McMaken (2022), the capture rate \mathcal{F} is estimated by integrating a Maxwellian dark matter distribution, with velocity dispersion \bar{v} , over the E_s and L_s space with well-defined integration limits (in accordance with equation (3) of Kouvaris (2008), within the context of weakly interacting massive particles (WIMPs) captured by a compact star). It must be borne in mind that, within Kouvaris and Capella’s formalism, the capture rate \mathcal{F} is derived for a WIMP (or PBH, in Capela’s paper) which loses its initial energy due to the accretion of star’s material and dynamical friction, so it becomes gravitationally bound (please, see Section IIa of Capela (2013)).

Consequently, as stated by Kouvaris (2008), the capture rate \mathcal{F}

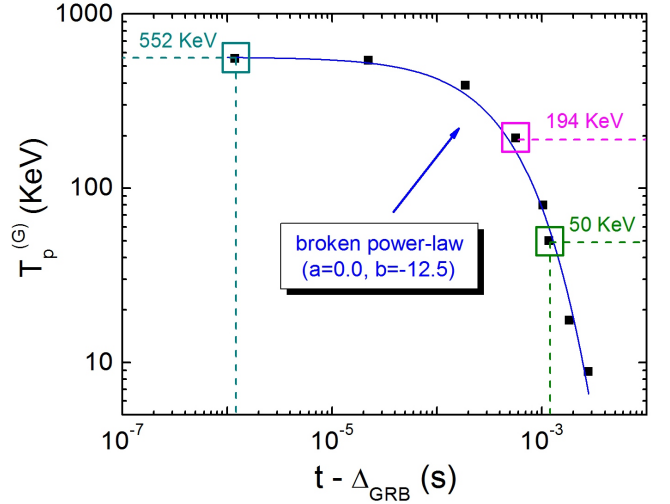


Figure 4. The cooling behaviour of the PBH Hawking temperature $T_P^{(G)}$ as a function of the coordinate time t (once the estimated GRB duration $\Delta_{\text{GRB}} = 13.2$ s is subtracted). The PBH Hawking temperatures for the three horizon separations in Fig. 3 are also shown. The solid line stands for the broken power-law with the selected parameters $a = 0.0$, $b = -12.5$, $t_0 = 9 \times 10^{-3}$ s, $\delta = 1.0$ s, $t_n = 1.5 \times 10^{-3}$ s and $T_n = 36$ keV.

should be calculated in two steps: first, it must be determined what part of the E_s and L_s space can give orbits for the WIMPs that intersect with the neutron star (this is what McMaken is supposed to calculate). A second step involves a derivation of the fraction of such particles that lose enough energy to be trapped inside the star.

In that sense, equation (16) of McMaken (2022) (the alleged expression for calculating the capture rate of a PBH by a heavier black hole) is exactly the same as equation (13) of Capela (2013) in the context of a neutron star of radius R (which, in turn, is also equivalent to equation (11) of Kouvaris (2008), once the integration of the Maxwellian distribution is carried out). Please note that Capela’s equation comes from a particular regime, where the PBH energy loss E_{loss} is particularly high (i.e., when $E_{\text{loss}} \gg m_{\text{PBH}} \bar{v}^2/3$, as well explained by Capela (2013) in Section IIb). How can Capela’s approach be valid for our binary BH scenario?

Even assuming that equation (16) of McMaken (2022) could properly be applied to our model, let us recalculate the supposed PBH capture rate \mathcal{F} with the same parameters as McMaken’s paper. In this reference, all dark matter is composed of PBHs (that is, $\Omega_{\text{PBH}} = \Omega_{\text{DM}}$) with a current observed DM density of $\rho_{\text{DM}} = 0.5 \text{ GeV.cm}^{-3} = 8 \times 10^{-5} \text{ J.m}^{-3}$. The velocity dispersion parameter is $\bar{v} = 7000 \text{ m.s}^{-1}$ and a selected radius of capture $R = 1$ kpc from Earth. Considering an all-DM primordial black hole of $5 \times 10^{17} \text{ kg}$ (Inomata 2017; Bartolo 2019; deLuca 2021) and a $10 M_\odot$ central black hole with an Schwarzschild radius of $2.9 \times 10^4 \text{ m}$ (this last parameter can be easily replaced by other massive CBHs with identical consequences), the resulting capture rate is $\mathcal{F} = 8.6 \times 10^{-2} \text{ s} = 2.7 \times 10^6 \text{ yr}^{-1}$ (according to equation (16) of McMaken (2022)). This result is 15 orders of magnitude greater than the reported by McMaken, proving explicitly the inconsistency of such capture rate calculations.

As a final remark, it is worth noting that the astrophysical scenario described by Barco (2021) does not intend to reinterpret the thermal GRBs described satisfactorily by the fireball model (Ghirlanda 2003), but provide an alternative explanation of such astrophysical events based on PBH origin.

ACKNOWLEDGEMENTS

The author gratefully acknowledges the anonymous reviewer for helpful guidance throughout the refereeing process.

O. del Barco also thanks T. McMaken (despite some unfounded criticism commented in this *Erratum*) for pointing out some mistakes of my astrophysical model (properly corrected in this updated version), on the basis of constructive and collegial scientific debate.

REFERENCES

- Barco O., 2021, MNRAS, 506, 806
Bartolo N., De Luca V., Franciolini G., Peloso M., Racco D., Riotto A., 2019, Phys. Rev. D, 99, 103521
Capela F., Pshirkov M., Tinyakov P., 2013, Phys. Rev. D, 87, 123524
Coogan A., Morrison L., Profumo S., 2021, Phys. Rev. Lett., 126, 171101
De Luca V., Franciolini G., Riotto A., 2021, Phys. Rev. Lett., 126, 041303
Ghirlanda G., Celotti A., Ghisellini G., 2003, A&A, 406, 879
Inomata K., Kawasaki M., Mukaida K., Tada Y., Yanagida T. T., 2017, Phys. Rev. D, 96, 043504
Kouvaris C., 2008, Phys. Rev. D, 77, 023006
McMaken T., 2022, MNRAS, 511, 1218
Misner C. W., Thorne K. S., Wheeler 1973, Gravitation (San Francisco, CA: Freeman)
Wang S., Xia D.-M., Zhang X., Zhou S., Chang Z., 2021, Phys. Rev. D, 103, 043010
Yoshino H., Takahashi K., Nakao K.-i., 2019, Phys. Rev. D, 100, 084062

This paper has been typeset from a $\text{\TeX}/\text{\LaTeX}$ file prepared by the author.