



On the origin of stellar associations The impact of *Gaia* DR2

G. Carraro¹

¹ *Dipartimento di Fisica e Astronomia Galileo Galilei, Padova, Italy*

Contact / giovanni.carraro@unipd.it

Abstract / In this review I discuss different theories of the formation of OB associations in the Milky Way, and provide the observational evidences in support of them. In fact, the second release of *Gaia* astrometric data (April 2018) is revolutionising the field, because it allows us to unravel the 3D structure and kinematics of stellar associations with unprecedented details by providing precise distances and a solid membership assessment. As an illustration, I summarise some recent studies on three OB associations: Cygnus OB2, Vela OB2, and Scorpius OB1, focussing in more detail to Sco OB1. A multi-wavelength study, in tandem with astrometric and kinematic data from *Gaia* DR2, seems to lend support, at least in this case, to a scenario in which star formation is not monolithic. As a matter of fact, besides one conspicuous star cluster, NGC 6231, and the very sparse star cluster Trumpler 24, there are several smaller groups of young OB and pre-main sequence stars across the association, indicating that star formation is highly structured and with no preferred scale. A new revolution is expected with the incoming much awaited third release of *Gaia* data.

Keywords / open clusters and associations: general — stars: formation

1. Introduction

Stellar associations (a term introduced by Ambartsumian, 1947) are unbound loose ensembles of young stars (see Gouliermis, 2018, for an exhaustive recent review on this subject). They are dominated by OB stars, which are so bright to be often visible even at optical wavelengths, in spite of the patchy and obscured environment in which they form and spend most of their short life. As expected, they are rich in pre-main sequence stars (Damiani, 2018) as well. Being very young, they should keep a vivid memory of the star formation (SF) event from which they formed and therefore are ideal tracers to study different modes of SF. It is unclear whether stellar (OB or T) associations are a direct product of star formation, or, more conservatively, an intermediate dynamical stage during the early evolution of young star clusters, soon after their formation, and before their final dissolution.

In the first scenario the actual spatial distribution of stars is the one at birth. Since they do not show any special shape, SF is expected to occur at any scale, from very large scale, as large as a galaxy, down to scales as small as individual young stellar objects. SF is then hierarchical, and the stellar structures which emerge from it are often fractally organized. Efremov (1989) identifies associations, aggregates, complexes and super-complexes. There is no preferred scale, and whatever density peak in the interstellar medium (ISM) can generate stars, from cluster size all the way to even individual stars.

In the second scenario, stars form in star clusters (Lada & Lada, 2003) which are initially embedded, and

made of 50 stars or more. They are formed then in the upper part of the molecular cloud mass distribution. Then stellar winds, UV flux, and eventually SNe explosions from the most massive stars in the pristine cluster remove the gas not processed by SF and, in this way, move the star cluster out of virial equilibrium. The cluster becomes loose and turns into an OB association. Associations in this scenario are then the final stage of the evolution of star clusters before dissolution in the general Galactic field. Being the time scale of this process short compared with the average age of Milky Way open clusters, this is normally referred to it as cluster “infant mortality”. From an observational point of view, the 3D kinematics of stars should show some indication of global expansion, in other words, some relationships between radial velocity and radius.

As mentioned in a recent study by Ward et al. (2020), this monolithic scenario does not seem to be supported by *Gaia* DR2 (Gaia Collaboration et al., 2018) data. These authors do not find any significant correlation between radial velocity and radius in most OB associations which, therefore, do not show dominant expansion signatures confirming earlier results by (Mel’nik & Dambis, 2018). Instead, they seem to be dominated by other large scale motions, which indicate that the velocity field is highly structured and cannot be reconciled with a monolithic collapse. To cast additional light on this topic, ideally one should study in detail many OB associations, coupling multi-wavelength campaigns with kinematical and astrometric data from *Gaia* DR2. Studies of this type have been recently performed for some associations, like Cygnus

arXiv:2007.11213v1 [astro-ph.GA] 22 Jul 2020

OB2 (Berlanas et al., 2019), Vela OB2 (Beccari et al., 2018; Cantat-Gaudin et al., 2019) and Scorpius OB1 (Damiani, 2018; Yalyalieva et al., 2020), to give a few examples. In all cases, as I will outline below in more detail, the evidence is that SF is highly structured.

2. Recent results from *Gaia* DR2 data exploitation

The second release of *Gaia* astrometric data prompted an intense investigation of stellar associations in the Milky Way. I provide here a couple of illuminating examples of recent studies: Cygnus OB2 and Vela OB2. A full section will then be devoted to Scorpius OB1, in the study of which I was personally involved.

2.1. Cygnus OB2

Berlanas et al. (2019) recently studied the young OB association Cygnus OB2 (Wright et al., 2016) and found that this association is composed of two spatially separated, coeval, groups of stars. One main group is located at about 1760 pc, while a second, less prominent, group is located closer, at about 1350 pc. Besides, they find that the bulk of the association is more distant than previously thought. This points to a scenario in which SF occurred at the same time but with different intensity in at least two different, detached, regions of the association.

2.2. Vela OB2

More interesting is the case of the Vela OB2 association presented in Beccari et al. (2018). Following up previous suggestions (Jeffries et al., 2014; Damiani et al., 2017) that Vela OB2 is composed of two distinct stellar populations, Beccari et al. (2018) identified six independent physical groups with different distances, ages and kinematics (see Fig. 1). This identification was done using photometry with the wide field camera OmegaCAM mounted at the VLT survey telescope on Paranal (Chile), spectroscopy from the *Gaia*-ESO survey (Randich et al., 2013), and parallaxes and proper motion components from *Gaia* DR2 (Gaia Collaboration et al., 2018). The various groups can be assigned to two different populations. Four of them (they are named Cl 1, Cl 2, Cl 4 and Cl 5) are 10 Myr old, while the other two, Cl 3 and Cl 6, are older (30 Myr). Cl 3 coincides with the young star cluster NGC 2547, and Cl 4 with the very young star cluster γ Velorum, two very well known and widely studied star clusters. The other 4 are newly discovered physical groups. NGC 2547 (Cl 3) would be located at a distance of 393 pc, while γ Velorum (Cl 4) would be at a distance of 391 pc, therefore closer than NGC 2547. As a consequence, the two different populations are separated by about 40 pc. The other groups, although sharing similarities in age either with NGC 2547 or γ Velorum, are located at different distances and therefore they are not associated with the two more prominent clusters. In conclusion, Vela OB2 is quite a complex OB association. It is very difficult to

provide a comprehensive picture since radial velocities are available only for a small group of stars preventing a full 3D characterisation of the association. The authors finally underline that by tracing back the velocity vector it is not possible to find a common spatial origin for the six groups. Nonetheless, it seems that the origin of the Vela OB2 association is linked to the so-called *IRAS* Vela shell, which defines the edge of the association and it is made of dust and gas and with which the various detected stellar groups seem to be associated. According to Cantat-Gaudin et al. (2019), who looked in detail at the spatial distribution and kinematics of Vela OB2, a SN event occurred before the formation of Vela OBs triggered a SF burst which eventually generated it. The SN in this scenario was a massive star from the 30 Myr population whose main representative is NGC 2547. This is a reasonable and appealing scenario, which can be confirmed once radial velocities will be available for a much larger fraction of stars. These, together with more precise age estimates, would allow to integrate back the orbit of the stars and search for a possible common birthplace. In the case that such a common birthplace is found, this would support the proposed SN expansion mechanism.

3. The OB association Sco 1

Recent studies on this OB association have been performed by Damiani (2018); Kuhn et al. (2019), and Yalyalieva et al. (2020), using *Gaia* DR2 and multi-wavelength photometry. Sco 1 is a very rich and complex stellar association (Damiani, 2018). The spectacular H II region G345.45+1.50 is situated in the northern part of the field, while the most prominent young star cluster, NGC 6231, is located in the southern part. I will summarise here the results of Yalyalieva et al. (2020), who are not covering NGC 6231 (see Fig. 2), but concentrate on the northern and central region. Here, the most interesting structure is certainly Trumpler 24. This is thought to be a young open cluster with poorly defined boundaries and complex structure belonging to Sco OB1 (Heske & Wendker, 1984). Besides, the area under investigation is rich in pre-main sequence stars (Heske & Wendker, 1984; Damiani, 2018), which indicates active/recent star formation.

The area shown in Fig. 2 was surveyed with multi-colour *UBVI* photometry (Yalyalieva et al., 2020) from the Las Campanas Henrietta Swope 1.0-meter telescope. Then, by cross-correlating with *Gaia* DR2 data, the existence of different physical stellar groupings was searched for.

The clustering algorithm adopted is based on the DBSCAN (Density-Based Spatial Clustering of Applications with Noise) technique. The algorithm uses the clustering module of the machine learning library SCIKIT-LEARN (Pedregosa et al., 2011) as its basis. Nine different groups were found and characterised (see Table 1 and Fig. 3) in some detail, depending on the number of recovered members.

Table 1: Fundamental parameters of the detected groups in the Sco1 OB association by Yalyalieva et al. (2020). R_V indicates the ratio of total to selective absorption in the direction of each group.

Group	$E(B-V)$ mag	$\sigma_{E(B-V)}$ mag	Distance pc	$\log(\text{Age})$ dex	R_V	σ_{R_V}	A_V
A	0.55	0.7	1608^{+36}_{-35}	8.75	3.0	0.20	1.650
B1	0.36	0.1	1549^{+47}_{-181}	6.50	3.2	0.20	1.152
B2	0.39	0.3	1644^{+82}_{-78}	6.75	3.1	0.20	1.209
B3	0.38	0.2	1629^{+44}_{-21}	6.95	3.5	0.20	1.330
C	0.57	0.3	1578^{+85}_{-11}	6.85	2.8	0.25	1.596
D	0.58	0.3	1761^{+139}_{-36}	8.00	3.1	0.25	1.798
E	0.57	0.3	1249^{+61}_{-58}	8.15	3.2	0.25	1.824
F	0.47	0.1	1682^{+137}_{-54}	>6.60	2.9	0.20	1.363
G	0.40	0.9	1524^{+135}_{-54}	6.70	2.5	0.20	1.000

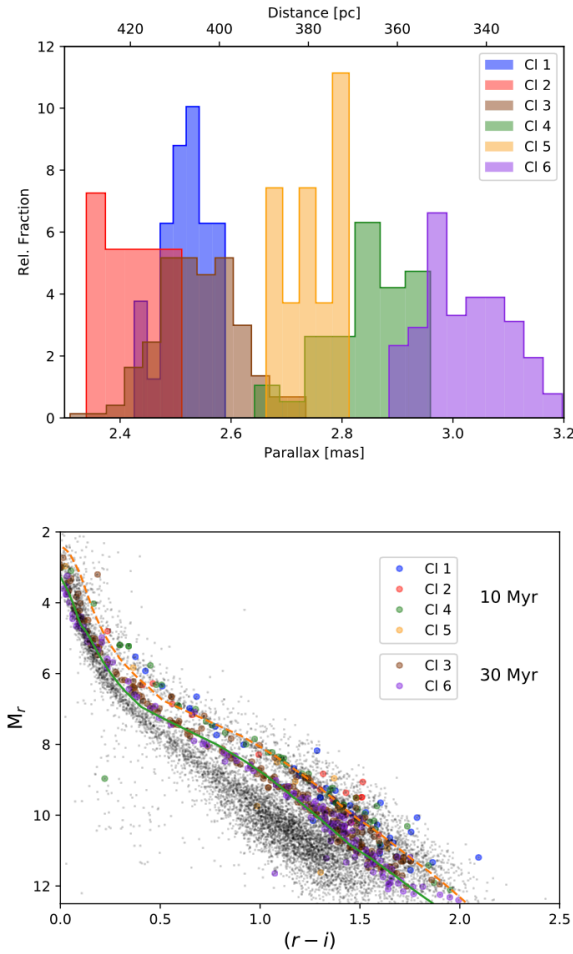


Figure 1: Stellar aggregates identified in the Vela OB2 associations by Beccari et al. (2018). They have different heliocentric distances and form two age groups. Taken from *A sextet of clusters in the Vela OB2 region revealed by Gaia*, Beccari et al. (2018), Oxford University Press.

3.1. Group A

Group A evidently coincides with the intermediate-age open cluster VdB-Hagen 202 (van den Bergh & Ha-

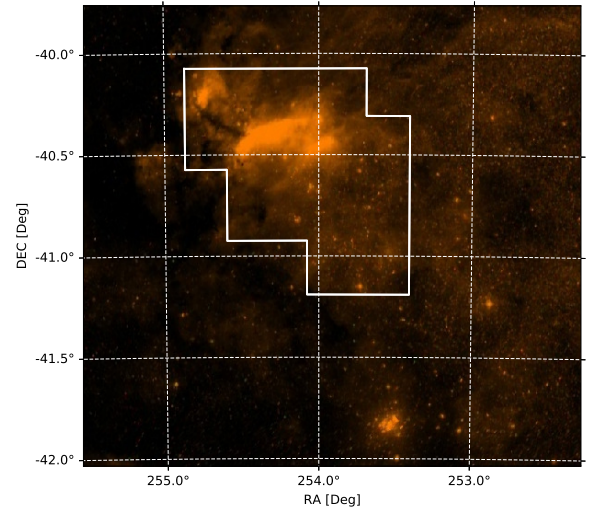


Figure 2: A DSS map of the region of the Sco 1 association. The white area is the one covered by *UBVI* photometry. It includes Trumpler 24 in its totality, the bright $H\ II$ region mentioned in the text and several other groups. The prominent cluster in the south-west corner is NGC 6231. Taken from *A new look at Sco OB1 association with Gaia DR2*, Yalyalieva et al. (2020), Oxford University Press.

gen, 1975). These authors describe it as a poor red cluster embedded in some nebulosity. It is by far the richest group detected in the covered area. It has also the largest tangential velocity and the oldest age. Our isochrone fit in fact yields an age of 500 Myr, while both the astrometric and the photometric analysis support a heliocentric distance of 1.65 kpc. This group has not been detected by Damiani (2018), possibly because it does not contain young pre-main sequence M stars. On the other hand, close to this position Kuhn et al. (2019) found two rich groups (3 and 5, according to their numbering) of young stars slightly to the north of our group A, possibly our group F (see below). In all cases, the large age (compared with the rest of the groups) and

significantly diverse tangential motion lends support to a picture in which this cluster does not pertain to the association, but it is probably caught in the act of passing through it. The groups D and E (see below) share the same properties of this group A.

3.2. Group B

This group is located in the southern edge of the H II region G345.45+1.50, and appears very scattered. DBSCAN returns three different density peaks, that we indicate as B1, B2, and B3, but the area roughly corresponds to the very young star cluster Trumpler 24. Seggewiss (1968) also identified this group, which he indicated as group Trumpler 24 III. It is separated by a gap from the other groups identified in this study (see below). Besides the location, these three groups share the same age and kinematics. In the literature, the distance to Trumpler 24 ranges from 1.6 to 2.2 kpc (Seggewiss, 1968; Heske & Wendker, 1984). Our study favours the shortest distance, both from photometry and from *Gaia* DR2 parallaxes. This group has clear counterparts both in Kuhn et al. (2019) and Damiani (2018).

3.3. Group C

This is a very poor group located in the south-west corner of the field we covered. It is essentially composed by early type stars (early B spectral type, judging from the colour-colour diagram), and therefore it shares the same age as Trumpler 24 (group B). Kinematics also is closer to Trumpler 24 than to VdB-Hagen 202.

3.4. Group D

In spite of its vicinity to the previous group C, this group appears to be significantly different. It does not contain very young stars, and its kinematics is closer to the star cluster VdB-Hagen 202 (group A) than to Trumpler 24 (group B). It seems also to be positioned somewhat in the background with respect to Trumpler 24. We propose that this group is a part of the group A.

3.5. Group E

This scarcely populated group shares the same kinematics as the previous group D, and is situated very close to VdB-Hagen 202. Its paucity of stars prevents us from computing an accurate age for the group. Nonetheless, it seems plausible to adopt an age close to that of group D. We will propose (see below) that this group, and group D as well, are pieces of the group A (the stellar cluster VdB-Hagen 202).

3.6. Group F

This group possesses the same properties as group C. It coincides with Kuhn et al. (2019) group 3. The few identified early type stars show age, kinematics, and distance consistent with Trumpler 24. It appears to coincide with Seggewiss (1968) Trumpler 24 II group.

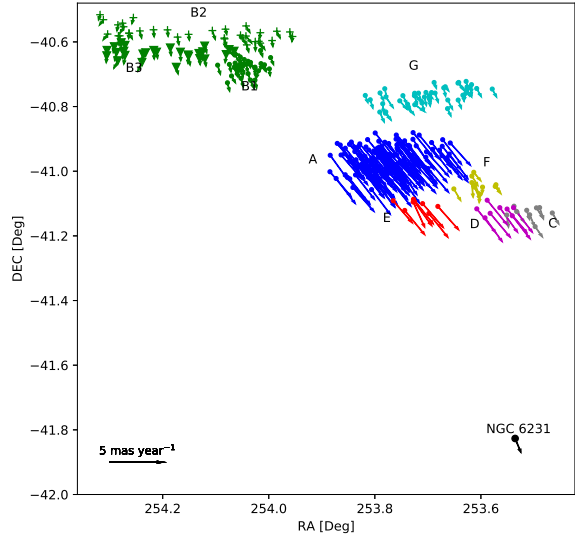


Figure 3: Tangential velocities for the various groups identified in the Sco 1 association. In the lower right corner we indicate the tangential motion of NGC 6231 for comparison. Adapted from Yalyalieva et al. (2020), op. cit.

3.7. Group G

This corresponds to Seggewiss (1968) group Trumpler 24 II. Similar to the C and F groups, this group is young. Even if it is situated right to the north of the old A group (VdB-Hagen 202), it possesses mean proper motion components very close to Trumpler 24.

3.8. Group families

In full generality, the detailed analysis of the detected groups leads us to separate them in two different families:

Family I: B (B1, B2 and B3), C, F and G groups have colour-colour diagrams typical of a very young population, and show the presence of pre-main sequence stars in the colour-magnitude diagram. They share similar proper motion components: $\mu_\alpha = -0.3 \text{ mas yr}^{-1}$, $\mu_\delta = -1.3 \text{ mas yr}^{-1}$.

Family II: A, D and (maybe) E groups are significantly older and have compatible proper motion components: $\mu_\alpha = -1.7 \text{ mas yr}^{-1}$, $\mu_\delta = -3.7 \text{ mas yr}^{-1}$. They have distances on average larger than family I.

Family II clearly has nothing to do with the Sco 1 OB association. It is quite reasonable to assume that the three groups are in fact just different portions of the very same star cluster, VdB-Hagen 202, which is undergoing tidal disruption while it is crossing the OB association. Fig. 4 shows the distribution of family I stars. In the lower panel, two density peaks are clearly visible, separated by a decrease in density, a sort of gap. It is tempting to associate this density gap to the recent passage of the old star cluster VdB-Hagen 202 through the Sco 1 association.

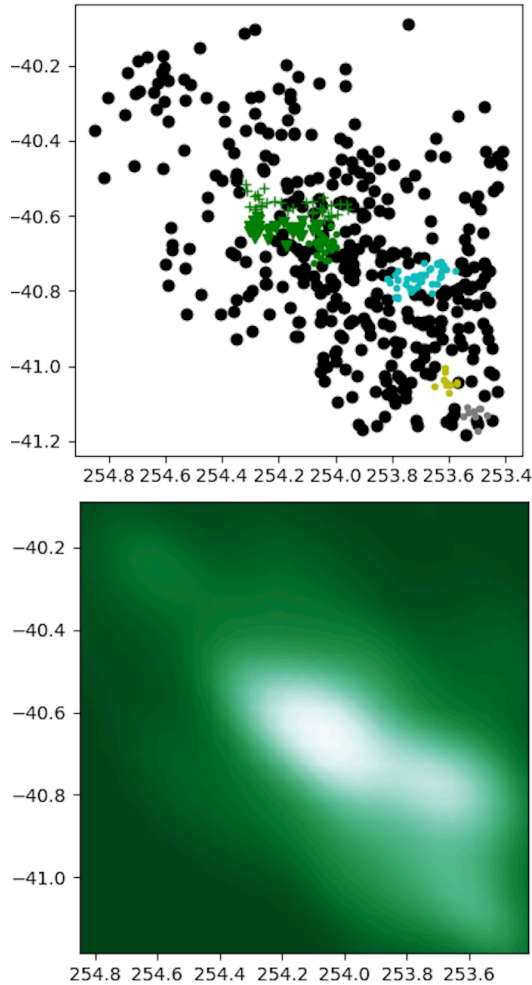


Figure 4: Distribution of family I stars (upper panel) and 2D density contour (lower panel). One can clearly notice two main concentrations separated by a density gap. Adapted from Yalvalieva et al. (2020), op. cit.

In conclusion, also Scol OB association exhibits quite a complex structure, and it is not easy to depict a formation scenario for it. Here as well, as in the case of the previous examples, the lack of radial velocity data is limiting the study of the region significantly.

4. Conclusions

In this review, I discussed in some detail the two major theories of the formation of OB associations in the Milky Way: the monolithic collapse theory, and the fractal theory of SF. These two theories predict different formation scenarios for the appearance of stellar (OB or T) associations. In the first case, an association is simply a dynamical stage of young star cluster evolution, caused by gas expulsion driven by massive stars evolution. In the second case, associations are the direct product of SF and therefore they reveal the ISM density peak distribution prior to the onset of the SF process. I then described in some detail observational material on three recently studied OB associations, namely Cygnus OB2, Vela OB2, and Scorpius OB1. Multi-colour photometry

are typically combined with *Gaia* DR2 data (parallaxes and proper motion components) which are allowing the investigation of stellar OB associations with much more detail than in the pre-*Gaia* era. In all three cases the observational data outline the high complexity of these associations. Several stellar groups are found with different spatial, kinematical and age properties. Two groups are found in Cygnus OB2, six groups in Vela OB2, and nine groups in Scorpius OB1. Interestingly, in these cases ages, spatial positions, and kinematics combine in very diverse fashions. Based on these preliminary results it is tempting to conclude that SF occurred in a highly structured ISM, and involved molecular clouds with widely different masses and differently distributed (in number and mass) pre-stellar cores. These are of course preliminary conclusions, since many more OB associations await such detailed studies in the future. In any case, these studies show the impressive impact that *Gaia* is providing in the investigation of SF and OB associations in the Milky Way. It is anyway recommendable to couple at some point *Gaia* data with precise radial velocity measurements of a sizeable number of stars, as the *Gaia*-ESO (Randich et al., 2013) survey has been partially doing. Only in this way, in fact, a real 3D kinematical study can be performed, and much more solid conclusions can be drawn on the origin and early evolution of stellar associations.

Acknowledgements: I sincerely thank the organisers of the XVI LARIM conference for inviting me in Antofagasta to deliver this review. I also express my gratitude to Lidia Yalvalieva (Lomonosov Moscow University, Russian Federation) and Rubén A. Vázquez (Universidad de La Plata, Argentina) for their help in the assembly of this material.

References

- Ambartsumian V.A., 1947, *The evolution of stars and astrophysics*
 Beccari G., et al., 2018, MNRAS, 481, L11
 Berlanas S.R., et al., 2019, MNRAS, 484, 1838
 Cantat-Gaudin T., et al., 2019, A&A, 626, A17
 Damiani F., 2018, A&A, 615, A148
 Damiani F., et al., 2017, A&A, 602, L1
 Efremov Y.N., 1989, *Astrophysics and Space Science Review*, 7, 107
 Gaia Collaboration, et al., 2018, A&A, 616, A1
 Gouliermis D.A., 2018, PASP, 130, 072001
 Heske A., Wendker H.J., 1984, A&AS, 57, 205
 Jeffries R.D., et al., 2014, A&A, 563, A94
 Kuhn M.A., et al., 2019, ApJ, 870, 32
 Lada C.J., Lada E.A., 2003, ARA&A, 41, 57
 Mel'nik A.M., Dambis A.K., 2018, *Astronomy Reports*, 62, 998
 Pedregosa F., et al., 2011, *Journal of Machine Learning Research*, 12, 2825
 Randich S., Gilmore G., Gaia-ESO Consortium, 2013, *The Messenger*, 154, 47
 Seggewiss W., 1968, ZA, 68, 142
 van den Bergh S., Hagen G.L., 1975, AJ, 80, 11
 Ward J.L., Kruijssen J.M.D., Rix H.W., 2020, MNRAS, 495, 663
 Wright N.J., et al., 2016, MNRAS, 460, 2593
 Yalvalieva L., et al., 2020, MNRAS, 495, 1349