

Dark matter models for the 511 keV galactic line predict keV electron recoils on Earth

Yohei Ema,¹ Filippo Sala,² and Ryosuke Sato¹

¹*DESY, Notkestraße 85, D-22607 Hamburg, Germany*

²*LPTHE, CNRS&Sorbonne Université, 4 Place Jussieu, F-75252 Paris, France*

We propose models of Dark Matter that account for the 511 keV photon emission from the Galactic Centre, compatibly with experimental constraints and theoretical consistency, and where the relic abundance is achieved via p -wave annihilations or, in inelastic models, via co-annihilations. Due to the Dark Matter component that is inevitably upscattered by the Sun, these models generically predict keV electron recoils at detectors on Earth, and could naturally explain the excess recently reported by the XENON1T collaboration. The very small number of free parameters make these ideas testable by detectors like XENONnT and Panda-X, by accelerators like NA64 and LDMX, and by cosmological surveys like the Simons observatory and CMB-S4. As a byproduct of our study, we recast NA64 limits on invisibly decaying dark photons to other particles.

PACS numbers: 95.35.+d (Dark matter), 95.55.Vj (Neutrino, muon, pion, and other elementary particle detectors; cosmic ray detectors)

Introduction. Data that deviate from standard predictions are lifeblood of progress in physics. The past few decades have seen a plethora of such observational ‘anomalies’, both in cosmic rays and in underground detectors, that could have been explained by some property of particle Dark Matter (DM). None of them has been so far enough to claim the discovery of a new DM property, because of the possible alternative explanations in terms of new astrophysical sources, of underestimated systematics, etc, often flavored with a healthy dose of skepticism. An awareness has therefore emerged that the confirmation of a DM origin for some anomaly would require, as a necessary condition, that many anomalies are intimately linked together within a single model of DM.

It is the purpose of this letter to point out one such link. Not only we propose DM models that explain the observed 511 keV line from the Galactic Centre (GC) [1–3], but also we show they predict electron recoils with energies of the order of a keV, of the right intensity and spectrum to be observed by XENON1T [4, 5] and to explain the excess seen in [5]. Our spirit in writing this paper is not to abandon the skepticism praised above, but rather to add an interesting –in our opinion– piece of information to the debates surrounding both datasets.

The 511 keV galactic line. A 511 keV photon line emission in the galaxy has been observed since the 70’s, recent measurements include that with the SPI spectrometer on the INTEGRAL observatory [2] and the one with the COSI balloon telescope [3], see [1] for an earlier review. The signal displays two components of comparable intensity, one along the galactic disk and one in the bulge, the latter with an extension of $O(10^\circ)$ around the galactic center (GC), strongly peaked, corresponding to a flux of $\simeq 10^{-3}$ photons $\text{cm}^{-2} \text{sec}^{-1}$ [2]. The line is attributed to the annihilation of e^+e^- into $\gamma\gamma$ via positronium formation, thus it requires sources injecting positrons in the

regions where the emission is seen, and with injection energy smaller than about 3 MeV [6].

The emission from the galactic disk has been tentatively explained with positron injection from the decay of isotopes coming from nucleosynthesis in stars (see e.g. [1, 7]), while the origin of the emission in the bulge is still the object of debate (‘one of the most intriguing problems in high energy astrophysics’ [1]). Recent proposals to explain the positron injection include, for example, low-mass X-ray binaries [7] and Neutron Star mergers [8].

The 511 line and Dark Matter: preliminaries. Given that the origin of the bulge 511 keV line has not yet been clarified, and given that DM exists in our galaxy, it makes sense to entertain the possibility that the latter is responsible for the former. A DM origin for the positron injection in the bulge has indeed been investigated since [9]. The morphology of the signal excludes DM decays in favor of annihilations, see e.g. [10]. The 511 keV line emission in the galactic bulge could be accounted for by self-conjugate DM annihilations into an e^+e^- pair with

$$\langle\sigma v\rangle_{511} \simeq 5 \cdot 10^{-31} \left(\frac{M_{\text{DM}}}{3 \text{ MeV}}\right)^2 \frac{\text{cm}^3}{\text{sec}}, \quad (1)$$

where we have used the best fit provided in [10] for an NFW DM density profile, as an indicative benchmark. Different profile shapes and the use of new data for the line could change the precise value of $\langle\sigma v\rangle_{511}$, which however is not crucial for the purpose of this paper.

The need for a positron injection energy smaller than 3 MeV [6] implies that, unless one relies on cascade annihilations [11], $M_{\text{DM}} \lesssim 3 \text{ MeV}$. Since so small values of M_{DM} have been found to be in conflict with cosmological observations, a simple DM-annihilation origin of the 511 keV line has been claimed excluded in [12]. Recently,

Coming to future tests of this model, direct detection experiments like XENONnT and Panda-X will play a leading role in testing the available parameter space of Fig.1. We stress that the shape of the electron recoil spectrum is fixed over the entire parameter space, only its normalisation changes according to the DD cross section shown by the orange lines. LDMX [24] will further cut in the available parameter space, as it can probe invisibly decaying dark photon with $m_V = 15$ MeV down to $\epsilon = 10^{-6}$, corresponding to g_e of the same order (see Appendix B). Finally, according to Ref. [14], both CMB-S4 [25] and the Simons Observatory [26] will probe $M_{\text{DM}} = 2$ MeV at 95%CL or more and regardless of the ratio of the electron and neutrino couplings, thus offering useful complementary information.

DM for the 511 keV line: coannihilations. As a model that concretely realises this idea, we add to the SM a gauge group $U(1)'$, two fermions ξ and η with charges 1 and -1 respectively, and a scalar ϕ with charge 2 that spontaneously breaks the symmetry. The most general low-energy Lagrangian that preserves charge conjugation ($\eta \leftrightarrow \xi$, $\phi \leftrightarrow \phi^*$, $V_\mu \leftrightarrow -V_\mu$) reads

$$\mathcal{L} = V(|\phi|) + \frac{\epsilon}{2} V_{\mu\nu} F^{\mu\nu} + (ig_D \chi_2^\dagger \bar{\sigma}_\mu \chi_1 V^\mu + \text{h.c.}) - \frac{\bar{m}}{2} (\chi_1^2 + \chi_2^2) - \frac{y_\phi}{2} (\phi + \phi^*) (\chi_2^2 - \chi_1^2) + \text{h.c.}, \quad (6)$$

where $\chi_1 = i(\eta - \xi)/\sqrt{2}$ and $\chi_2 = (\eta + \xi)/\sqrt{2}$ are the Majorana mass eigenstates, $F_{\mu\nu}$ is the electromagnetic field strength and we have understood all kinetic terms. The scalar mass and triple-coupling read

$$V(|\phi|) = \lambda_\phi \left(|\phi|^2 - \frac{v_\phi^2}{2} \right)^2 \Rightarrow m_\phi^2 = 2\lambda_\phi v_\phi^2, \quad \lambda_{\phi^3} = 6\lambda_\phi v_\phi, \quad (7)$$

where $\phi = (\varphi + v_\phi)/\sqrt{2}$ and λ_{ϕ^3} is defined by $\mathcal{L} \supset \lambda_{\phi^3} \phi^3/6$. The physical vector and fermion masses read

$$m_V = 2g_D v_\phi, \quad m_{1,2} = \bar{m} \pm \frac{\delta}{2}, \quad \delta = 2\sqrt{2} y_\phi v_\phi. \quad (8)$$

χ_1 coannihilates with χ_2 via dark photon exchange. In the limit $\delta \ll m_{1,2} = M_{\text{DM}}$, one finds

$$\sigma v_{\chi_1 \chi_2 \rightarrow e^+ e^-} = 4\alpha_e \epsilon^2 g_D^2 \frac{M_{\text{DM}}^2 + m_e^2/2}{(m_V^2 - 4M_{\text{DM}}^2)^2} \sqrt{1 - \frac{m_e^2}{M_{\text{DM}}^2}}, \quad (9)$$

where α_e is the fine-structure constant. For definiteness, we then assume that χ_2 decays on cosmological scales, such that coannihilations cannot be responsible for a positron injection in the GC today. We will come back to this point in the end of the paragraph.

One can then explain the 511 keV line, if $m_\phi < M_{\text{DM}}$ and ϕ decays to $e\bar{e}$, via pair annihilations $\chi_i \chi_i \rightarrow \varphi\varphi$. The associated cross section, at first order in $y_\phi v_\phi/\lambda_{\phi^3} \ll 1$, reads ($i = 1, 2$)

$$\sigma v_{\chi_i \chi_i \rightarrow \varphi\varphi} = v_{\text{rel}}^2 \frac{y_\phi^2 \lambda_{\phi^3}^2}{64\pi} \frac{1}{(4m_i^2 - m_\phi^2)^2} \sqrt{1 - \frac{m_\phi^2}{m_i^2}}. \quad (10)$$

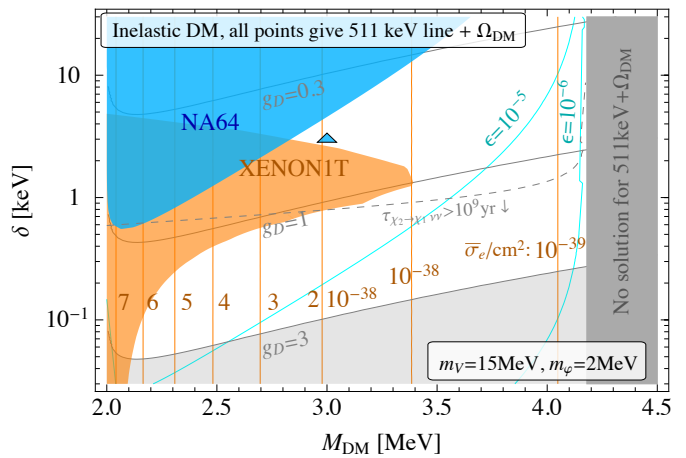


FIG. 2. The conditions to reproduce the DM abundance and the 511 keV line impose $M_{\text{DM}} \lesssim 4$ MeV and leave 4 free parameters, chosen here as M_{DM} , δ , m_ϕ and m_V . Shaded: non-perturbative dark coupling (gray), NA64 limit [23] (blue), indicative limit from XENON1T data [5] (orange). Lines: $\bar{\sigma}_e$ (orange), g_D (gray), ϵ (cyan). The dashed gray line roughly delimits the region where χ_2 decays into neutrinos are not enough to deplete the primordial χ_2 population, and further constraints could arise. The blue triangle corresponds to the electron recoil spectrum at XENON1T shown in Fig. 3, and it explains the excess events presented in [5].

An operator $|\phi|^2 (e_L e_R^\dagger + \text{h.c.})/\Lambda_{\phi e}$ with $\Lambda_{\phi e} \sim 10^9 - 10^{10} v_\phi$ guarantees that ϕ decays to $e\bar{e}$ instantaneously on astrophysical scales, while being allowed by collider, supernovae and BBN limits [27, 28]. It could originate –at the price of some tuning– from a $|\phi|^2 |H|^2$ term, or from the models discussed in Appendix B. Since a $\chi_1 \chi_1$ annihilation injects two $e\bar{e}$ pairs, the cross section that best fits the 511 keV line is reduced by a factor of 2 with respect to eq. (1). Therefore we impose

$$\sigma v_{\chi_i \chi_i \rightarrow \varphi\varphi} = \frac{1}{2} \langle \sigma v \rangle_{511} \frac{v_{\text{rel}}^2}{\langle v_{\text{rel}}^2 \rangle_{\text{bulge}}}. \quad (11)$$

If $\chi_i \chi_i \rightarrow \varphi\varphi$ were the only processes responsible for the DM abundance, then we would have found another realisation of the p -wave annihilating idea, just with $M_{\text{DM}} \simeq 4$ MeV.³ It follows that, for $M_{\text{DM}} \lesssim 4$ MeV, the DM relic density is set dominantly by coannihilations. We then fix ϵ by the simple requirement

$$\sigma v_{e^+ e^-} + 3 \frac{\sigma v_{\chi_i \chi_i \rightarrow \varphi\varphi} / v_{\text{rel}}^2}{x_{\text{FO}}} = \sigma v_{\text{FO}}^{(s)}, \quad (12)$$

³ This is larger than 2 MeV of the previous section because of the factor of 2 with respect to eq. (1) that we just explained, and because the relic cross-section is twice that of self-conjugate particles, because $\chi_1 \chi_2$ cannot annihilate via $\sigma v_{\chi_i \chi_i \rightarrow \varphi\varphi}$. Note that, for $M_{\text{DM}} < 6$ MeV, the positron injection energy is always smaller than the needed 3 MeV thanks to the extra step in the annihilation.

where the left-hand side sums the s - and p -wave contributions (see e.g. [29] for the origin of the relative factors) and where we use for simplicity the s -wave values at $M_{\text{DM}} = 3$ MeV, $\sigma_{\nu_{\text{FO}}}^{(s)} \simeq 8 \times 10^{-26} \text{cm}^3/\text{sec}$ [15] and $x_{\text{FO}} \simeq 15$ (their dependence on M_{DM} is very mild).

The model is then left with 4 free parameters, we visualise its parameter space in Fig. 2 for the benchmark values $m_\varphi = 2$ MeV and $m_V = 15$ MeV.⁴ The allowed region is again delimited by perturbativity, direct detection and collider limits. Analogously to the previous model, these low values of M_{DM} can be brought in agreement with BBN and CMB data by a coupling $g_\nu V_\mu \nu^\dagger \bar{\sigma}^\mu \nu$, with $g_\nu \sim 10^{-2} e\epsilon$. We refer the reader to the Appendix B for a possible origin of g_ν . Here we just point out that it induces $\Gamma_{\chi_2 \rightarrow \chi_1 \bar{\nu} \nu} \simeq g_\nu^2 g_D^2 \delta^5 / (40\pi^3 m_V^4)$, which for $m_V = 15$ MeV and $\delta \gtrsim 1$ keV implies $\tau_2 < 10^9$ years, so that all χ_2 's left after freeze-out have decayed by today. Larger values of τ_2 can be avoided by adding another operator to mediate χ_2 decays (e.g. a dipole), otherwise values of $\delta \lesssim 1$ keV could potentially be in conflict with searches for the primordial population of χ_2 [30].

The allowed values of δ are restricted around a few keV, which is particularly interesting because they could explain [30] the excess events at XENON1T [5], as we explicitly derive in the next paragraph. The event rate at XENON1T is proportional to the cross section $\chi_2 e \rightarrow \chi_1 e$ in the limit $\delta \rightarrow 0$,

$$\bar{\sigma}_e = 4\alpha_e g_D^2 \epsilon^2 \frac{\mu_{e\text{DM}}^2}{m_V^4}, \quad (13)$$

which we also display in Fig. 2.

Fig. 2 also reports the aforementioned collider limits, and clarifies the impact that future experiments could have in testing this model. The LDMX sensitivity to dark photons will allow to almost completely probe the available parameter space. Cosmological surveys and especially DD experiments will be sensitive to a sizeable chunk of the parameter space, and thus will play an important complementary role in confirming or refuting our interpretation of the 511 keV GC line.

Finally, we left out of this study the case where there is a residual population of χ_2 today, which has also been shown to possibly explain the excess events at XENON1T [30–37]. While this goes beyond the purpose of this work, it would be interesting to investigate it in combination with the 511 keV line and we plan to come back to it in future work.

keV electron recoils from Sun-upscattered DM.

The models we proposed to explain the 511 keV line require DM with a mass of a few MeV, interacting with electrons. Such a DM is efficiently heated inside the sun, resulting in a flux of solar-reflected DM with kinetic energy (\sim keV) significantly larger than the one of halo DM, thus offering new detection avenues to direct detection experiments [38]. We now show that, via this higher-energy component, both ‘ p -wave’ and ‘coannihilations’ models for the 511 keV line automatically induce electron-recoil signals that are probed by XENON1T S2-only [4] and S1+S2 [5] data.

We outline the procedure to obtain the event rate caused by the solar-reflected DM flux and refer to the Appendix C for more details. In the case of our interest with relatively small σ_e , the solar-reflected DM flux Φ_{reff} is estimated as

$$\frac{d\Phi_{\text{reff}}}{dE} \simeq \frac{n_{\text{DM}}}{(1\text{AU})^2} \int_0^{r_{\text{sun}}} dr r^2 \frac{v_{\text{esc}}(r)}{v_{\text{DM}}} n_e(r) \left\langle \frac{d\sigma_e}{dE} v_e(r) \right\rangle, \quad (14)$$

where E is the DM kinetic energy, n_{DM} is the DM number density, r_{sun} is the solar radius, v_{esc} is the escape velocity, v_{DM} is the halo DM velocity, $n_e(v_e)$ is the electron number density (velocity), and $\langle \dots \rangle$ denotes the thermal average. In this formula, we have improved the analysis of [30] by including the radial dependence of the solar parameters, taken from [39]. The recoil spectrum of the electron initially in the (n, l) state of a XENON atom is given by

$$\frac{dR_{nl}}{dE_R} = \frac{N_T \sigma_e}{8\mu_{e\text{DM}}^2 E_R} \int dq q |f_{nl}|^2 \xi(E_{\text{min}}), \quad (15)$$

$$\xi(E_{\text{min}}) = \int_{E_{\text{min}}} dE \left(\frac{M_{\text{DM}}}{2E} \right) \frac{d\Phi_{\text{reff}}}{dE}, \quad (16)$$

$$E_{\text{min}} = \frac{M_{\text{DM}}}{2} \left(\frac{E_{nl} + E_R - \delta}{q} + \frac{q}{2M_{\text{DM}}} \right)^2, \quad (17)$$

where N_T is the number of target particles and E_{nl} is the electron binding energy, see e.g. [40] for a detailed derivation of the above expressions. We compute the atomic form factor f_{nl} following [34, 41], and leave a refined treatment including relativistic effects [42, 43] to future work.

In Fig. 3, we show the electron recoil spectra for two benchmark points $M_{\text{DM}} = 2$ MeV and $\sigma_e = 4 \times 10^{-38} \text{cm}^2$ in the p -wave case and $M_{\text{DM}} = 3$ MeV, $\sigma_e = 1.9 \times 10^{-38} \text{cm}^2$ and $\delta = 3$ keV in the coannihilation case. The induced electron recoils peak at energies below 2 keV in the p -wave case, and in the coannihilation one if $\delta \lesssim$ keV. In the former case, the position of the peak is fixed by the dark matter mass Eq. (2), and it does not appear possible to explain signal excess observed at XENON1T. On the other hand, in the latter case with larger δ the events instead peak at $E_R \sim \delta$, because the downscattering $\chi_2 \rightarrow \chi_1$ releases more energy than the initial one of χ_2 . In particular, the events are peaked at $E_R = 2$ –3 keV

⁴ The phenomenology we discuss next is not affected by their precise values, as long as $1.5 \lesssim m_\varphi/\text{MeV} \lesssim 3$, and $10 \lesssim m_V/\text{MeV} \lesssim 100$, where the lower limits are potentially in conflict with BBN and the upper ones close the available parameter space. Since $\bar{\sigma}_e$ is independent of m_φ , $m_\varphi < 2$ MeV would not open any new allowed parameter space.

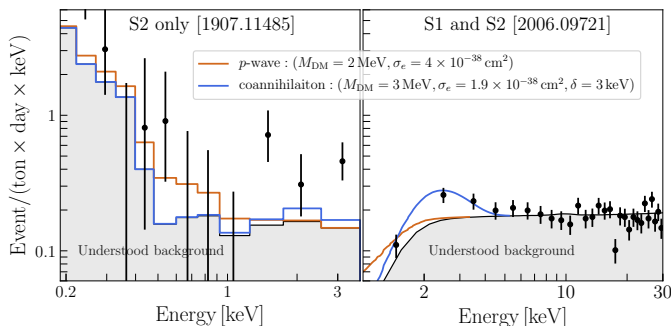


FIG. 3. Electron recoil spectra induced by solar-upscattered DM, for two benchmark values of the parameters of models that explain the 511 keV line. We overlay them with data and expected backgrounds from the XENON1T S2 [4] (left) and S1+S2 [5] (right) analyses.

in our benchmark point, which can explain the recent XENON1T anomaly. We emphasize that this result is non-trivial, because the allowed parameter region is defined by requirements and experimental limits that are completely independent of XENON1T. It is then a fortunate accident that this region is in the right ballpark for the explanation of the XENON1T anomaly.

The results of this paragraph are of course interesting beyond these anomalies, as they quantify how XENON1T tests models of light electrophilic DM. The limits shown in Figs. 1 and 2 are derived by the conservative requirement that signal plus background should not overshoot the data in [5] by more than 3σ , a more precise limit derivation is left to future work.

Conclusions and Outlook. We have presented two models which explain the 511 keV line in the galactic bulge by annihilation of particle dark matter with a mass of order MeV. The relic abundance is set by p-wave annihilations in one model, and by coannihilations with a slightly heavier partner in the other model. We have found the novel result that these models induce electron recoils on Earth that are being tested by XENON1T, and that coannihilation models could, non-trivially, simultaneously explain the 511 keV line and the excess events recently presented by XENON1T [5]. In addition, we have demonstrated that both models are compatible with all experimental constraints, in particular with cosmological ones: to evade the conclusion of [12] that no $\mathcal{O}(\text{MeV})$ DM model could explain the 511 keV line, we have relied on an extra annihilation channel into neutrinos and on the new results of [13, 14].

Independently of the XENON1T anomaly, our proposed DM explanations of the 511 keV constitute a new physics case for experiments sensitive to keV electron recoils, like XENONnT and Panda-X [44], for accelerators like NA64 and LDMX [24], and for cosmological surveys like CMB-S4 [25] and the Simons Observatory [26]. The origin of a long-standing astrophysical mystery could be awaiting discovery in their data.

Acknowledgements

We thank Marco Cirelli, Simon Knapen, Yuichiro Nakai, Diego Redigolo and Joe Silk for useful discussions.

Funding and research infrastructure acknowledgements:

* Y.E. and R.S. are partially supported by the Deutsche Forschungsgemeinschaft under Germany’s Excellence Strategy – EXC 2121 “Quantum Universe” - 390833306;

* F.S. is supported in part by a grant “Tremplin nouveaux entrants et nouvelles entrantes de la FSI”.

Appendix A: Recast of NA64 limits.

NA64 sets the strongest existing constraints on invisibly decaying dark photons in [23]: the kinetic mixing ϵ , defined as in eq. (6), should be smaller than an m_V -dependent function that we denote $\epsilon_{\text{limit}}(m_V)$. As we are not aware of any recast of those limits to other invisibly decaying light particles, we perform that recast ourselves, for completeness for scalars S , pseudoscalars A and axial vectors V_A , with couplings

$$\mathcal{L}_S = g_e S e_L^\dagger e_R + \text{h.c.}, \quad (\text{A1})$$

$$\mathcal{L}_A = i g_e A e_L^\dagger e_R + \text{h.c.}, \quad (\text{A2})$$

$$\mathcal{L}_{V_A} = i g_e V_A^\mu (e_R^\dagger \bar{\sigma}_\mu e_R - e_L^\dagger \bar{\sigma}_\mu e_L), \quad (\text{A3})$$

which in 4-component spinor notation read, respectively, $g_e \bar{e} e S$, $i g_e \bar{e} e A$ and $i g_e \bar{e} \gamma_\mu \gamma_5 e V_A^\mu$. We recast NA64 limits by imposing

$$g_e(m_{S,A,V_A}) < C_{S,A,V_A} e \epsilon_{\text{limit}}(m_{S,A}), \quad (\text{A4})$$

where e is the electric charge and

$$C_X = \left(\frac{N_V / (\epsilon^2 e^2)}{N_X / g_e^2} \right)^{\frac{1}{2}}. \quad (\text{A5})$$

We have defined

$$N_X = \int_{0.5}^{x_{\text{max}}} dx \text{Eff}(x) \frac{d\sigma}{dx}(eZ \rightarrow eZX), \quad (\text{A6})$$

where $x = E_X / E_{\text{beam}}$ ($E_{\text{beam}} = 100$ GeV for NA64) and the lower limit of integration in x comes from the cut $E_{\text{miss}} > 50$ GeV [23]. The upper limit of integration x_{max} satisfies $x_{\text{max}} < 0.997$, because of the trigger $E_{\text{cal}} > 0.3$ GeV [45]. For the cross sections $d\sigma(eZ \rightarrow eZX)/dx$ we use the “improved Weizsaecker-Williams” approximations given in eq. (33) of [46] for $X = S$ and in eq. (30) of [47] for $X = V, A, V_A$. In Fig. 4 we display the ratio of the $X = S, A, V_A$ cross sections and the $X = V$ cross section, the latter being the relevant one for the model on which NA64 has cast its limit.

Finally, the efficiency $\text{Eff}(x)$ has a weak dependence on x [23], it does so mostly for x close to one, see the discussion in [45] and e.g. Fig. 11 in that paper. Since we have not found a detailed study of the efficiency of NA64

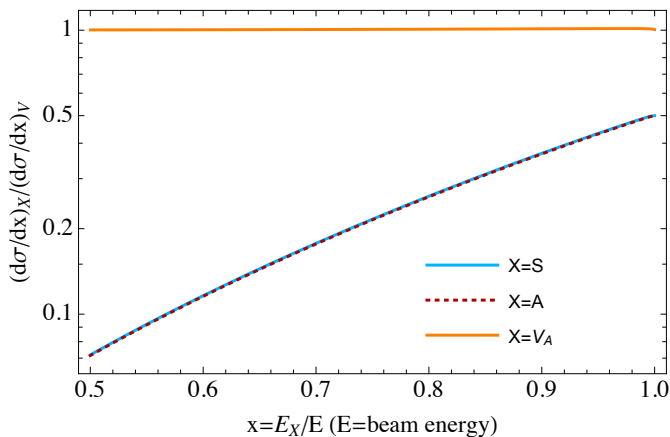


FIG. 4. Ratios of cross sections $d\sigma(eZ \rightarrow eZX)/dx$, with $x = E_X/E_{\text{beam}}$ ($E_{\text{beam}} = 100$ GeV for NA64). Numerator: $X = S$ (blue), A (dotted-red), V_A (orange); denominator: $X = V$. The range $x \geq 0.5$ is the one relevant for the NA64 searches [23] that we are recasting here. We use the cross sections in the “improved Weizsaecker-Williams” approximations as given in [46, 47]. All curves assume $m_X = 10$ MeV, the dependence on m_X is within the thickness of each line for $m_X > 8$ MeV, and within $\sim 20\%$ of each line for $m_X > 3$ MeV.

in the region x close to 1, we assume it is independent of x , so that it simplifies in the ratio N_V/N_X that defines our rescaling eq. (A5). As visible in Fig. 4, this procedure does not introduce any significant error for the axial vector case. For the scalar and pseudoscalar cases, since the ratios of their cross sections to the vector one are a monotonically increasing function of x , and since the efficiency worsens when x approaches one, the value of $C_{S,A}$ that we obtain for $x_{\text{max}} = 0.997$ represent an aggressive estimate of the NA64 exclusion of such particles. A conservative one can instead be obtained by choosing a value of x_{max} below which the efficiency is roughly constant in x , which we take for definiteness as $x_{\text{max}} = 0.9$. Our resulting coefficients C_{S,A,V_A} , for these two extreme limits of integration and for various values of m_X , are given in Table I. In the p -wave model studied in the main text, in order to be conservative on the allowed parameter space, we have used the aggressive rescaling of the NA64 limits, i.e. $C_S = 1.6$.

Another source of uncertainty of our rescaling comes from the fact we used cross sections in the “improved Weizsaecker-Williams” approximation. The comparisons of these cross sections with the full results, in ref. [46, 47], show that the impact of the approximation over the full x range is analogous for the four cases $X = S, A, V, V_A$, as one could roughly expect by observing that this approximation consists in a different treatment of the phase-space edges. Therefore the error in our rescaling, induced by the approximations in the cross section, is qualitatively expected to be smaller than the error in the cross sections themselves, because it relies on ratios. Since this recast is not the main purpose of this paper, we con-

m_X [MeV]	C_S		C_A		C_{V_A}		x_{max}
	0.997	0.9	0.997	0.9	0.997	0.9	
1	1.7	1.8	1.8	2.0	0.8	0.8	
2	1.7	2.0	1.7	2.0	0.9	0.9	
3	1.6	2.0	1.7	2.1	1.0	1.0	
4	1.6	2.0	1.7	2.1	1.0	1.0	
5	1.6	2.0	1.6	2.1	1.0	1.0	
≥ 6	1.6	2.1	1.6	2.1	1.0	1.0	

TABLE I. Coefficients entering eq. (A4) to recast NA64 limits, on invisibly decaying dark photons [23], to invisibly decaying scalars S , pseudoscalars A and axial vectors V_A coupled with electrons as in eq. (A4). We display our results for two cases of the upper limit of integration x_{max} in eq. (A6).

tent ourselves with this procedure, and we encourage the NA64 collaboration to present their very interesting results for particles other than dark photons.

Appendix B: UV completions.

We here propose explicit ultraviolet (UV) completions of all the low-energy couplings that are not manifestly electroweak (EW) invariant.

We start by scalar couplings to electrons. A coupling g_e defined as in eq. (3), $g_e e_L e_R^\dagger S + \text{h.c.}$, of the needed size $g_e \sim 10^{-6}$ (see Fig. 1), can be obtained by adding to the SM two fermions E_L and E_R^\dagger , with charge assignments of e_R and e_R^\dagger respectively, and Lagrangian

$$\mathcal{L}_E = y_E \ell H^\dagger E_R^\dagger + M_E E_L E_R^\dagger + g_e S E_L e_R^\dagger. \quad (\text{B1})$$

This induces a coupling to electrons ($v_{EW} \simeq 246$ GeV)

$$g_e \simeq g_e \frac{y_E v_{EW}}{\sqrt{2} M_E} \approx 2 \cdot 10^{-6} y_E g_e \frac{10^5 \text{ TeV}}{M_E}, \quad (\text{B2})$$

which is of the desired size for M_E out of experimental reach and perturbative values of the couplings y_E and g_e .

In the coannihilation model the higher dimensional operator $|\phi|^2(e_L e_R^\dagger + \text{h.c.})/\Lambda_{\phi e}$, that induces the coupling of φ to electrons, can be obtained by adding to the SM the fermions E_L and E_R^\dagger , with SM charge assignments of e_R and e_R^\dagger respectively, and L_L and L_R^\dagger , with SM charge assignments of ℓ and ℓ^\dagger respectively. Furthermore, we assign to E_L and L_L (E_R^\dagger and L_R^\dagger) charge $+2$ (-2) under the $U(1)'$ gauge group. The Lagrangian

$$\mathcal{L} = M_L L_L L_R^\dagger + M_E E_L E_R^\dagger + y_L L_L H^\dagger E_R^\dagger + g_e \phi E_L e_R^\dagger + g_L \phi L_L \ell^\dagger + \text{h.c.}, \quad (\text{B3})$$

then induces

$$\frac{\Lambda_{\phi e}}{v_\phi} \simeq \frac{M_L M_E}{y_L g_E g_L v_{EW} v_\phi} \approx 10^9 \frac{g_D}{y_L g_E g_L} \frac{15 \text{ MeV}}{m_V} \frac{M_L M_E}{(40 \text{ TeV})^2}, \quad (\text{B4})$$

where we remind the reader that we needed $\Lambda_{\phi e}/v_\phi$ in the ballpark of 10^9 – 10^{10} , in order for φ to decay to $e\bar{e}$ instantaneously on astrophysical scales and compatibly with

collider, supernovae and BBN limits [27, 28]. We have just seen how this value can be achieved by adding new vector-like leptons with masses out of collider reach.

Otherwise the coupling to electrons of both S and φ can easily be obtained via operators that mix the new scalars with the Higgs, respectively $S|H|^2$ and $|\phi|^2|H|^2$. In the latter case, however, one would need to tune the parameters of $V(|\phi|)$ with this quartic coupling, in order to keep $v_\phi \ll v_{\text{EW}}$.

A coupling of S to neutrinos $g_\nu \nu^2 S$, of size $g_\nu \sim 10^{-2} g_e$ as needed to make the model compatible with cosmological data [13, 14], can be achieved by extending the SM with three singlet fermions ν_R , N_L and N_R . The EW-invariant Lagrangian

$$\mathcal{L} = y_\nu \ell H \nu_R^\dagger + m_N N_L N_R^\dagger + g_N S N_L \nu_R^\dagger + \text{h.c.} \quad (\text{B5})$$

then induces

$$g_\nu \simeq g_N \frac{y_\nu v_{\text{EW}}}{\sqrt{2} M_N} \approx 2 \cdot 10^{-8} y_\nu g_N \frac{10^7 \text{ TeV}}{M_N}, \quad (\text{B6})$$

which is of the desired size $g_\nu \sim 10^{-2} g_e \sim 10^{-8}$ (see Fig. 1 for the interesting values of g_e) for N out of experimental reach.

We finally provide an example of an EW-invariant completion for the small coupling to neutrinos of a $U(1)'$ gauge boson. We add to the model of eq. (6) one total singlet fermion ν_R^\dagger and two left-handed fermions N_L and N_R , with charges respectively $+2$ and -2 under $U(1)'$, and singlets under the SM gauge group. The Lagrangian

$$\mathcal{L}_\nu = y_\nu \ell H^\dagger \nu_R^\dagger + m_N N_L^\dagger N_R + y_N N_L \nu_R^\dagger \phi + \text{h.c.} \quad (\text{B7})$$

then induces a coupling of size

$$g_\nu \simeq 2 g_D \left(\frac{y_N v_\phi}{m_N} \right)^2 \approx 10^{-7} \frac{y_N^2}{g_D} \left(\frac{m_V}{15 \text{ MeV}} \right)^2 \left(\frac{30 \text{ GeV}}{m_N} \right)^2. \quad (\text{B8})$$

One can then obtain the needed value $g_\nu \sim 10^{-2} g_e \sim 10^{-7}$ (see Fig. 2 for the interesting values of ϵ) for $m_N \sim 30 \text{ GeV}$, which is out of experimental reach because N is a total SM singlet.

Appendix C: Solar-reflected DM events at XENON1T.

Here we give the procedure to compute the electron recoil spectra at XENON1T in detail.

The solar-reflected DM flux is given by eq. (14), and we explain each term in the following. We take the DM number density as $n_{\text{DM}} = (0.42 \text{ GeV}/M_{\text{DM}}) \text{ cm}^{-3}$ [48, 49]. The astrophysical unit is given by $1 \text{ AU} \simeq 1.5 \times 10^{13} \text{ cm}$. The escape velocity is given by

$$v_{\text{esc}}(r) = \sqrt{\frac{2GM(r)}{r}}, \quad (\text{C1})$$

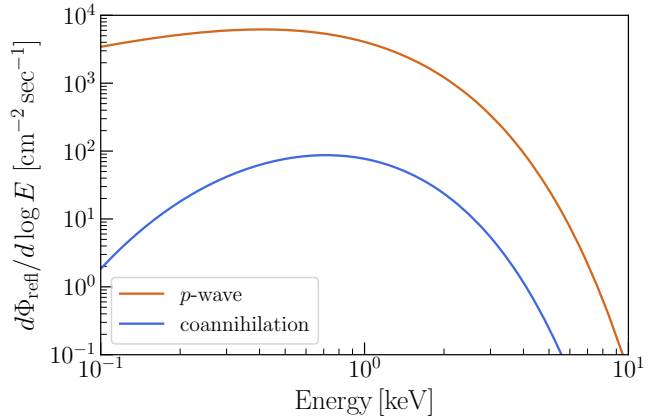


FIG. 5. Solar-reflected DM flux for our benchmark points: $M_{\text{DM}} = 2 \text{ MeV}$ and $\sigma_e = 4 \times 10^{-38} \text{ cm}^2$ in the p -wave case and $M_{\text{DM}} = 3 \text{ MeV}$, $\sigma_e = 1.9 \times 10^{-38} \text{ cm}^2$ and $\delta = 3 \text{ keV}$ in the coannihilation case.

where G is the Newton constant and $M(r)$ is the solar mass inside the radius r . The factor $v_{\text{esc}}/v_{\text{DM}}$ originates from the combination of the enhanced classical cross section by the attractive gravitational potential and the spreading of the flux by the increased DM velocity [30].⁵ The halo DM velocity is taken as $v_{\text{DM}} = 220 \text{ km/sec}$. Assuming the Maxwell-Boltzmann distribution, the thermal averaged differential cross section is given by

$$\left\langle \frac{d\sigma_e}{dE} v_e \right\rangle = \frac{\sigma_e M_{\text{DM}}}{\mu_{\text{eDM}}^2} \sqrt{\frac{m_e}{2\pi T}} \exp\left[-\frac{m_e v_{\text{min}}^2}{2T}\right],$$

$$v_{\text{min}} = \frac{1}{\sqrt{2M_{\text{DM}}E}} \left[\frac{M_{\text{DM}}E}{\mu_{\text{eDM}}} + \delta \right]. \quad (\text{C2})$$

Finally we shift the DM kinetic energy after scattering, by the gravitational potential at the point of the scattering to take into account the gravitational redshift effect, $E \rightarrow E - M_{\text{DM}} v_{\text{esc}}^2(r)/2$. In Fig. 5, we show the solar-reflected DM flux for the benchmark points used in the main text: $M_{\text{DM}} = 2 \text{ MeV}$ and $\sigma_e = 4 \times 10^{-38} \text{ cm}^2$ in the p -wave case and $M_{\text{DM}} = 3 \text{ MeV}$, $\sigma_e = 1.9 \times 10^{-38} \text{ cm}^2$ and $\delta = 3 \text{ keV}$ in the coannihilation case.

Once the reflected DM flux is computed, the electron recoil spectra are given by eqs. (15)–(17),⁶ with the number of the target particle taken as $N_T = 4.2 \times 10^{27}$ per tonne in our computation. As mentioned in the main text, we compute the atomic form factor following [34, 41]. Assuming the plane wave function for the

⁵ Precisely speaking, the enhancement of the cross section by the factor $v_{\text{esc}}^2/v_{\text{DM}}^2$ applies only when the potential is proportional to $1/r$. It is however enough for our purpose, given the uncertainties in the other factors such as the atomic form factor.

⁶ We think that there is a typo in the formula of η in [38] (which is our ξ divided by the total halo DM flux).

out-going electron, the atomic form factor is given by

$$|f_{nl}(q, E_R)|^2 = F_{\text{Fermi}} \frac{2l+1}{2\pi^3} \frac{m_e E_R}{q} \left[\int_{k_-}^{k_+} dk k |\chi_{nl}(k)|^2 \right],$$

$$k_{\pm} = \left| \sqrt{2m_e E_R} \pm q \right|. \quad (\text{C3})$$

The radial part of the wave function in the momentum space χ_{nl} is given by

$$\chi_{nl}(k) = 4\pi \int_0^{\infty} dr r^2 j_l(kr) R_{nl}(r), \quad (\text{C4})$$

where j_l is the spherical Bessel function and R_{nl} is the radial part of the real space wave function. We take R_{nl} as

$$R_{nl} = \sum_j C_{jln} N_{jl} r^{n_{jl}-1} \exp(-Z_{jl}r),$$

$$N_{jl} = \frac{(2Z_{jl})^{n_{jl}+1/2}}{\sqrt{(2n_{jl})!}}. \quad (\text{C5})$$

where C_{jln} , Z_{jl} and n_{jl} are taken from [50]. If we define

$$f_l(n; x) \equiv \frac{2^{n+1/2}}{\sqrt{(2n)!}} \int_0^{\infty} dy y^{n+1} j_l(xy) \exp(-y), \quad (\text{C6})$$

the momentum-space wave function is given by

$$\chi_{nl}(k) = 4\pi \sum_j \frac{C_{jln}}{Z_{jl}^{3/2}} f_l(n_{jl}; k/Z_{jl}). \quad (\text{C7})$$

The integral (C6) can be analytically performed, which simplifies the numerical computation. The wave functions are normalized as

$$\int dk k^2 |\chi_{nl}|^2 = (2\pi)^3, \quad \int_0^{\infty} dr r^2 |R_{nl}|^2 = 1, \quad (\text{C8})$$

which agrees with the normalization of [50]. Finally the Fermi factor is given by

$$F_{\text{Fermi}}(q) = \frac{2\pi d}{1 - e^{-2\pi d}}, \quad d = Z_{\text{eff}} \frac{\alpha_e m_e}{q}, \quad (\text{C9})$$

where we take the effective charge as $Z_{\text{eff}} = 1$. We show the form factors without the Fermi factor in Fig. 6. They agree well with [34] except in the region $q \lesssim 10$ keV for the 4d-state electron with $E_R = 1$ keV, whose effect on the final result is anyway minor. In our computation we neglect the contribution from 1s, 2s and 2p electrons, because their binding energies are larger than $\simeq 4.8$ keV (see e.g. [50]) and thus can be neglected in this specific study. We included 8 orbits, from 3s up to 5p.

After computing the electron recoil spectra, we convolute them with the detector response to obtain the signals. For the S2-only analysis, we use the mean values in [4] to translate the recoil energy to photoelectron (PE). Although the efficiency depends on the position

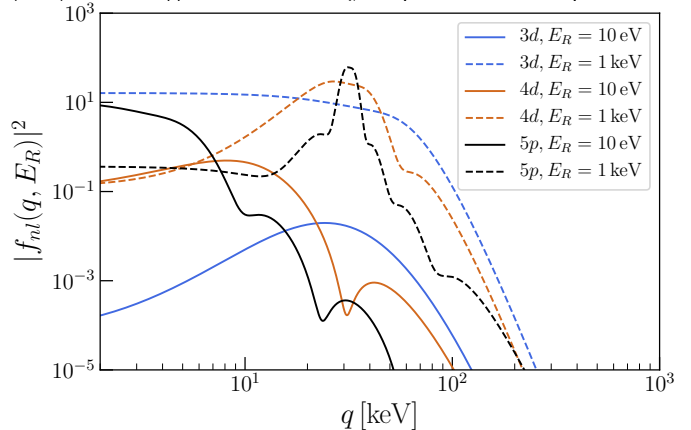


FIG. 6. Atomic form factors of the 3d-, 4d- and 5p-state electrons without the Fermi factor, with two different values of the recoil energy E_R .

of the event, we simply multiply all the efficiency shown in [4] to obtain the signals in this work. A more detailed analysis on the detector response is left as a future work. For the recent S1+S2 analysis, we follow the procedure outlined in the original paper [5]. We smear the events by a gaussian distribution with the width given by

$$\sigma(E) = a\sqrt{E} + bE, \quad (\text{C10})$$

where we take $a = 0.31\sqrt{\text{keV}}$ and $b = 0.0037$ in our numerical computation. We then multiply the efficiency that is again given in [5].

[1] N. Prantzos *et al.*, Rev. Mod. Phys. **83**, 1001 (2011), arXiv:1009.4620 [astro-ph.HE].
 [2] T. Siebert, R. Diehl, G. Khachatryan, M. G. Krause, F. Guglielmetti, J. Greiner, A. W. Strong, and X. Zhang, Astron. Astrophys. **586**, A84 (2016), arXiv:1512.00325 [astro-ph.HE].
 [3] C. A. Kierans *et al.*, (2019), arXiv:1912.00110 [astro-ph.HE].
 [4] E. Aprile *et al.* (XENON), Phys. Rev. Lett. **123**, 251801

(2019), arXiv:1907.11485 [hep-ex].
 [5] E. Aprile *et al.* (XENON), (2020), arXiv:2006.09721 [hep-ex].
 [6] J. F. Beacom and H. Yuksel, Phys. Rev. Lett. **97**, 071102 (2006), arXiv:astro-ph/0512411.
 [7] R. Bartels, F. Calore, E. Storm, and C. Weniger, Mon. Not. Roy. Astron. Soc. **480**, 3826 (2018), arXiv:1803.04370 [astro-ph.HE].
 [8] G. M. Fuller, A. Kusenko, D. Radice, and V. Takhistov,

- Phys. Rev. Lett. **122**, 121101 (2019), arXiv:1811.00133 [astro-ph.HE].
- [9] C. Boehm, D. Hooper, J. Silk, M. Casse, and J. Paul, Phys. Rev. Lett. **92**, 101301 (2004), arXiv:astro-ph/0309686.
- [10] A. C. Vincent, P. Martin, and J. M. Cline, JCAP **04**, 022 (2012), arXiv:1201.0997 [hep-ph].
- [11] L.-B. Jia, Eur. Phys. J. **C78**, 112 (2018), arXiv:1710.03906 [hep-ph].
- [12] R. J. Wilkinson, A. C. Vincent, C. Boehm, and C. McCabe, Phys. Rev. **D94**, 103525 (2016), arXiv:1602.01114 [astro-ph.CO].
- [13] M. Escudero, JCAP **02**, 007 (2019), arXiv:1812.05605 [hep-ph].
- [14] N. Sabti, J. Alvey, M. Escudero, M. Fairbairn, and D. Blas, JCAP **2001**, 004 (2020), arXiv:1910.01649 [hep-ph].
- [15] K. Saikawa and S. Shirai, (2020), arXiv:2005.03544 [hep-ph].
- [16] E. Valenti, M. Zoccali, A. Mucciarelli, O. A. Gonzalez, F. Surot, D. Minniti, M. Rejkuba, L. Pasquini, G. Fiorentino, G. Bono, and et al., Astronomy & Astrophysics **616**, A83 (2018), arXiv:1805.00275 [astro-ph].
- [17] Y. Ascasibar, P. Jean, C. Boehm, and J. Knoedlseder, Mon. Not. Roy. Astron. Soc. **368**, 1695 (2006), arXiv:astro-ph/0507142.
- [18] Y. Rasera, R. Teyssier, P. Sizin, B. Cordier, J. Paul, M. Casse, and P. Fayet, Phys. Rev. D **73**, 103518 (2006), arXiv:astro-ph/0507707.
- [19] T. R. Slatyer, Phys. Rev. D **93**, 023527 (2016), arXiv:1506.03811 [hep-ph].
- [20] M. Boudaud, T. Lacroix, M. Stref, and J. Lavalle, Phys. Rev. D **99**, 061302 (2019), arXiv:1810.01680 [astro-ph.HE].
- [21] Y. Ema, F. Sala, and R. Sato, Phys. Rev. Lett. **122**, 181802 (2019), arXiv:1811.00520 [hep-ph].
- [22] C. Cappiello and J. F. Beacom, Phys. Rev. D **100**, 103011 (2019), arXiv:1906.11283 [hep-ph].
- [23] D. Banerjee *et al.*, Phys. Rev. Lett. **123**, 121801 (2019), arXiv:1906.00176 [hep-ex].
- [24] T. Åkesson *et al.* (LDMX), (2018), arXiv:1808.05219 [hep-ex].
- [25] K. Abazajian *et al.*, (2019), arXiv:1907.04473 [astro-ph.IM].
- [26] P. Ade *et al.* (Simons Observatory), JCAP **02**, 056 (2019), arXiv:1808.07445 [astro-ph.CO].
- [27] G. Krnjaic, Phys. Rev. D **94**, 073009 (2016), arXiv:1512.04119 [hep-ph].
- [28] P. B. Dev, R. N. Mohapatra, and Y. Zhang, (2020), arXiv:2005.00490 [hep-ph].
- [29] E. W. Kolb and M. S. Turner, Front. Phys. **69**, 1 (1990).
- [30] M. Baryakhtar, A. Berlin, H. Liu, and N. Weiner, (2020), arXiv:2006.13918 [hep-ph].
- [31] K. Harigaya, Y. Nakai, and M. Suzuki, (2020), arXiv:2006.11938 [hep-ph].
- [32] H. M. Lee, (2020), arXiv:2006.13183 [hep-ph].
- [33] J. Bramante and N. Song, (2020), arXiv:2006.14089 [hep-ph].
- [34] I. M. Bloch, A. Caputo, R. Essig, D. Redigolo, M. Sholapurkar, and T. Volansky, (2020), arXiv:2006.14521 [hep-ph].
- [35] H. An and D. Yang, (2020), arXiv:2006.15672 [hep-ph].
- [36] S. Baek, J. Kim, and P. Ko, (2020), arXiv:2006.16876 [hep-ph].
- [37] H.-J. He, Y.-C. Wang, and J. Zheng, (2020), arXiv:2007.04963 [hep-ph].
- [38] H. An, M. Pospelov, J. Pradler, and A. Ritz, Phys. Rev. Lett. **120**, 141801 (2018), [Erratum: Phys.Rev.Lett. 121, 259903 (2018)], arXiv:1708.03642 [hep-ph].
- [39] J. N. Bahcall, A. M. Serenelli, and S. Basu, Astrophys. J. Lett. **621**, L85 (2005), arXiv:astro-ph/0412440.
- [40] R. Essig, M. Fernandez-Serra, J. Mardon, A. Soto, T. Volansky, and T.-T. Yu, JHEP **05**, 046 (2016), arXiv:1509.01598 [hep-ph].
- [41] R. Essig, J. Mardon, and T. Volansky, Phys. Rev. D **85**, 076007 (2012), arXiv:1108.5383 [hep-ph].
- [42] B. Roberts, V. Dzuba, V. Flambaum, M. Pospelov, and Y. Stadnik, Phys. Rev. D **93**, 115037 (2016), arXiv:1604.04559 [hep-ph].
- [43] B. Roberts and V. Flambaum, Phys. Rev. D **100**, 063017 (2019), arXiv:1904.07127 [hep-ph].
- [44] C. Fu *et al.* (PandaX), Phys. Rev. Lett. **119**, 181806 (2017), arXiv:1707.07921 [hep-ex].
- [45] D. Banerjee *et al.* (NA64), Phys. Rev. D **97**, 072002 (2018), arXiv:1710.00971 [hep-ex].
- [46] Y.-S. Liu, D. McKeen, and G. A. Miller, Phys. Rev. D **95**, 036010 (2017), arXiv:1609.06781 [hep-ph].
- [47] Y.-S. Liu and G. A. Miller, Phys. Rev. D **96**, 016004 (2017), arXiv:1705.01633 [hep-ph].
- [48] M. Pato, F. Iocco, and G. Bertone, JCAP **12**, 001 (2015), arXiv:1504.06324 [astro-ph.GA].
- [49] J. Buch, S. C. J. Leung, and J. Fan, JCAP **04**, 026 (2019), arXiv:1808.05603 [astro-ph.GA].
- [50] C. Bunge, J. Barrientos, and A. Bunge, Atom. Data Nucl. Data Tabl. **53**, 113 (1993).