

# Master equation theory applied to the redistribution of polarized radiation in the weak radiation field limit

## VI. Application to the Second Solar Spectrum of the Na I D1 & D2 lines: convergence

Véronique Bommier

LESIA, Observatoire de Paris, Université PSL, CNRS, Sorbonne Université, Université de Paris  
5, Place Jules Janssen, 92190 Meudon, France

Received ... / Accepted ...

### ABSTRACT

**Context.** This paper presents a numerical application of a self-consistent theory of partial redistribution in non-LTE conditions, developed in previous papers of the series.

**Aims.** The code was described in a previous paper of this series. However, in that previous paper (number IV of the series), the numerical results were unrealistic. The present paper presents an approximation, which was able to restore the reliability of the outgoing polarization profiles.

**Methods.** The convergence of the results is also proved. It is demonstrated that the step increment decreases like  $1/N^\alpha$ , with  $\alpha > 1$ , so that the results series behaves like a Riemann series, which is absolutely convergent. Convergence is however not fully reached in line wings within the allocated computing time. Development of efficient acceleration methods would be desirable for future work.

**Conclusions.** However, agreement between the computed and observed linear polarization profiles remains qualitative only. The discrepancy is assigned to the plane parallel atmosphere model, which is insufficient to describe the chromosphere, where these lines are formed. As all the integrals are numerical in the code, it could probably be adapted to more realistic and higher dimensioned model atmospheres. However, it is time consuming for lines having an hyperfine structure as the Na I D lines are. The net linear polarization observed in Na I D<sub>1</sub> with the polarimeter ZIMPOL mounted on the McMath-Pierce telescope at Kitt Peak is not confirmed by the present calculations and could be an artefact of instrumental polarization. The presence of instrumental polarization could be confirmed by the higher linear polarization degree observed by this instrument in Na I D<sub>2</sub> line center, with respect to the present calculation result, where the magnetic field is not accounted for, when the Hanle effect acts as a depolarizing effect in the Second Solar Spectrum. The observed linear polarization excess is found of the same order of magnitude 0.1% in both line centers, which is also comparable to the instrumental polarization compensation level of this experiment.

**Key words.** Atomic Processes – Line: formation – Line: profiles – Magnetic fields – Polarization – Radiative transfer

### 1. Introduction

This paper is the last one of a series aimed to develop a theory able of partial redistribution (PRD) and line profiles in the atomic density matrix formalism well-adapted to describe the polarized atom in non-LTE (out of local thermodynamical equilibrium) conditions. The formalism aim is to write down and solve the statistical equilibrium equations for the atomic density matrix elements, which include sublevel populations but also coherences (or phase relationship) between sublevels, responsible in particular for the Hanle effect. The atom is submitted to an incident radiation and to collisions, which both enter the transition rates between density matrix elements. Once these elements computed by solving the statistical equilibrium equations, the radiative transfer equation coefficients may be derived, which are absorption matrix and emissivity for the Stokes parameters (see, for instance, Eq. (6.85) of Landi Degl’Innocenti & Landolfi 2004), and the radiative transfer equation may then be integrated along each line of sight in the medium, in order to recompute the radiation incident upon the atom, in an iterative scheme.

PRD and line profiles are introduced by repelling step by step the Markov approximation in the atom-radiation interaction hamiltonian, and by synthetizing a practicable final equation from each step contribution. This enables relationships between incoming and outgoing photons, as two-step coupled processes, and further. The principles of the calculation are each described in Bommier (1997a). This also introduces line profiles in the equations. The profile appears as an infinite but convergent and well-known series as a function of the development, which may then be summed up, leading to the final equations, which are then non-perturbative. Although the calculation principles are more general, the final equations given in Bommier (1997a) are for a two-level atom with unpolarized lower level. Bommier (1997b) incorporates the magnetic field effect, of arbitrary strength, and derives the partial redistribution matrix for polarized radiation in the presence of an arbitrary magnetic field.

The following paper of the series, Bommier (2016a), presents the multilevel equations able to describe the non-LTE problem for a multilevel atom embedded in a magnetic field. The statistical equilibrium equations are given for the multilevel atom (multiterm as well), which have to be resolved. This en-

Send offprint requests to: V. Bommier, e-mail: V.Bommier@obspm.fr

ables, for instance, lower level atomic polarization. The advantage is that PRD is included in the basic formalism itself in a self-consistent manner, whereas usually CRD is first solved in a multilevel scheme, and PRD then added by considering the levels pair by pair (Uitenbroek 1989, 2001). In Bommier (1997a, 2016a), extension from CRD to PRD is simply accounted for via a new order-4 term that enters the emissivity, and which is comprised of a product of three profiles able to include more than two levels. An interesting feature appears in this very general formalism: the atomic density matrix statistical equilibrium has to be resolved for each atomic velocity class, and not for an averaged atom. This enables the additional and simultaneous accounting for velocity redistribution.

As an application, the so-called two-term redistribution matrix, which is the redistribution matrix for an atom having fine and/or hyperfine structure, responsible for a series of lines connecting a lower and an upper term, like, for instance, the Na I D line pair, or the Mg II h and k lines. This is indeed a multilevel problem and the solution was enabled after Bommier (2016a). This two-term redistribution matrix is given in Bommier (2017), with a Corrigendum in Bommier (2018, thanks to Ernest Alsina Ballester).

An application code of the multilevel theory is presented in Bommier (2016b), devoted to compute the theoretical linear polarization profile (“Second Solar Spectrum”) of the Na I D lines observed close to the solar limb, where linear polarization is formed by radiative scattering. Observations of this profile are provided, for instance, in Bommier & Molodij (2002, Figs. 2, 3) and in Stenflo & Keller (1997, Fig. 2) and Stenflo et al. (2000b, Fig. 1). The D<sub>2</sub> linear polarization profile interestingly displays a line center, sensitive to the Hanle effect, and two far wings, probably insensitive to the magnetic field and then able to serve as a local reference for the zero-field polarization.

The D<sub>1</sub> line polarization profile is the object of discussions: a net linear polarization is visible in Stenflo & Keller (1997, Fig. 2) and Stenflo et al. (2000b, Fig. 1), whereas there is no net linear polarization in Bommier & Molodij (2002, Figs. 2, 3), as well as in Trujillo Bueno et al. (2001, Figs. 2, 3) and in Gandorfer (2000). Observations by Malherbe et al. (2007, Fig. 19) also display a net linear polarization in Na I D<sub>1</sub>. However, its shape is different from that of Stenflo & Keller (1997, Fig. 2) and Stenflo et al. (2000b, Fig. 1). This net linear polarization is surprising as for the theoretical side, because the upper term of the D<sub>1</sub> line is  $3^2P_{1/2}$ , with  $J = 1/2$  leading to unpolarizable term and line, even if there is hyperfine structure as is in Na I. The hyperfine structure acts as a depolarizing mechanism on an already zero polarization, thus the net polarization should remain zero. However, this does not prevent from a spectral shape of this polarization, and investigating this shape was one of the motivations of the present theoretical computation.

Because of the hyperfine structure, the modeling of the Na I D line polarization is a fully multilevel problem, which requires the formalism presented in Bommier (2016a). We developed this application in Bommier (2016b). The obtained profiles were however very far from agreeing with observations (see Fig. 5). However, the numerical code and methods are fully described in Bommier (2016b), we will not repeat them here. The present paper is devoted to conclude by presenting significantly improved results after an approximation described in Sect. 2. The calculation convergence is detailed in the following Sect. 3, and Sect. 4 is a concluding discussion about the remaining gap between the theoretical and observed profiles.

In our calculations, collisional broadening and collisional transitions are fully accounted for, from computations by Roueff

(1974) for line broadening and Kerkeni & Bommier (2002) for transitions both due to collisions with neutral Hydrogen atoms, and by applying the semi-classical method of Sahal-Brechot (1969a,b) for collisions with electrons and protons. In particular, collisional transitions between the upper  $J = 1/2$  and  $J = 3/2$  are fully accounted for, which remains impossible in the two-term redistribution matrix approach, as discussed in Bommier (2017).

## 2. Results

The new results we present in this paper were obtained after some error corrections (in summations). Above all, a numerical approximation able to free the results from the unacceptable dispersion shape they show in Fig. 5 of Bommier (2016b), was done. The dispersion shape is due to the imaginary part of the profiles, which enter equations as complex quantities as visible in Eq. (63) of Bommier (1997a). As integrals are all numerical in the code, we assigned these certainly false dispersion profiles as insufficient accuracy of the integrals. As increasing the number of points and weights was unthinkable due to the long computing time, we forced the convergence by setting to zero the imaginary part of the final profile in the emissivity and absorption coefficient. As this revealed without any effect for the order-4 contribution responsible for the PRD, we finally did not apply it to this term. This was efficiently applied to the order-2 contributions.

The emerging linear polarization is plotted in Fig. 1, together with the line intensity. The limb distance is taken at 4.1 arcsec ( $\mu = 0.092$ ), as in the observation by Bommier & Molodij (2002, Figs. 2, 3). As discussed in Bommier (2016b), the atmosphere model is limited to the temperature minimum, as in the HOLMUL model (Holweger & Mueller 1974). This avoids a central bump in the line center intensity profile, which results from the temperature rise in the chromosphere, as visible in Fig. 12 of Bommier (2016b). The Na I D lines are formed in the low chromosphere. The line center bump does not exist in observations. With this HOLMUL approximation, already applied in Bommier (2016b), the computed intensity profile is in better agreement with observations.

The computed polarization profile is now in much better agreement with observations. However, the agreement remains qualitative. A small bump is visible in the blue wing of Na I D<sub>2</sub>, similar but much smaller than the far wings visible in observations.

The shape of the Na I D<sub>1</sub> polarization profile is very similar to that of observations, at least that of Bommier & Molodij (2002, Figs. 2, 3). This complex profile is comprised of two parts: central sharp peaks and broad wings. The amplitude of the sharp peaks linear polarization is significantly weaker than in the observations. The amplitude of the broad wings is, however, very similar to that of observations. Interestingly, the computations by Belluzzi & Trujillo Bueno (2013, Fig. 4) are of a similar very low polarization level for their sharp peaks. However, the broad wings of their theoretical profile are very different from those of our calculations and those of the observations. The computed Na I D<sub>1</sub> polarization profile seems perfectly antisymmetrical and free from any net linear polarization, which is not surprising because the Na I D<sub>1</sub> line is globally unpolarizable.

In Fig. 1 the linear polarization in Na I D<sub>1</sub> may appear weaker than in observations. However, this may be assigned to a perspective effect due to the strength of the linear polarization peak in Na I D<sub>2</sub>, which is 0.4% in our calculations. It can be remarked that this strength is rather variable among observations. This

strength is rather 0.5% in Stenflo & Keller (1997, Fig. 2) and Stenflo et al. (2000b, Fig. 1), when it is of 0.35% for a different date and place of observations by Stenflo et al. (2000a, Fig. 1 at  $\mu = 0.1$ ), and it is of 0.3% in the observation by Bommier & Molodij (2002, Figs. 2). The depolarizing effect of the magnetic field may play a role in this line center polarization sensitive to the Hanle effect. Our calculations do not include any magnetic field effect, in a first step.

### 3. Convergence

This section is devoted to demonstrate that the results are essentially converged, in terms of polarization degree  $Q/I$ . Indeed, the calculation method outlined at the beginning of this paper, is of the lambda-iteration type, which is generally considered as poorly convergent. The implementation of acceleration methods was already discussed in Bommier (2016b). We below summarize and complement this discussion, and then come to results of the present calculations.

#### 3.1. Convergence Acceleration

Ng-acceleration was tried. However, it was found inefficient as reported in Bommier (2016b). Fig. 3 of that paper shows that the emergent polarization is modified, sometimes increased, other times decreased, without any consistent convergence improving trend. Indeed, this method is nothing else than a linear extrapolation, when the solution of the statistical equilibrium equations is linear in the two-level case only, which is not the present case.

The preconditioning would probably be inefficient for our density matrix comprised of 640 elements, in addition decomposed over 48 velocities. As demonstrated in Sahal-Br  chot et al. (1998) and Bommier (2016a), the correct procedure for summing over atomic velocities is to solve the statistical equilibrium equations for each velocity class, and to integrate the emerging radiation over atomic velocities. The preconditioning would then be applied to a few density matrix elements of one velocity over 48. Weak efficiency is then expected. Alternatively, if different velocities become coupled by preconditioning, the full system results in becoming  $640 \times 48 = 30720$  elements wide, which would be huge. In addition, the complexity of the polarized atom formalism (Racah algebra), which is different for statistical equations (see Eqs. (9-13) of Bommier 2016a) and radiative transfer equation coefficients (see Eqs. (14-20) of Bommier 2016a) makes the preconditioning implementation a so complex task that we renounced. We remarked that previous works successfully applied preconditioning up to ten levels only, without any velocity splitting up and with angle-averaged PRD for two by two levels (Uitenbroek 2001). Given all these arguments, we renounced to implement any preconditioning, owing to its complexity in the polarized radiation and density matrix formalism, together with weak hope of improvement owing to the large number of matrix elements, in addition expanded over atomic velocities.

We studied the implementation of the Feautrier method in our formalism. The second-order Feautrier difference equations are given in Bommier (2019) in the case of polarized radiation and density matrix formalism. However, in the multilevel case the solution has to remain iterative, and revealed to be too much time and memory consuming to be applied to the present computation. In simpler trials ignoring PRD or hyperfine structure, the convergence revealed not to be significantly improved with respect to the convergence of the lambda-iteration method we

applied here, that includes the short characteristics method renewed by Ibgui et al. (2013) for radiative transfer equation integration.

#### 3.2. Convergence results

We study the outgoing radiation polarization degree  $Q/I$ , which is the result of our calculation. The behavior of this quantity as a function of the iteration step is represented in Fig. 3, in line center and in line wing (at 5888.4 Å for Na I D<sub>2</sub> and 5894.9 Å for Na I D<sub>1</sub>). When polarization quickly converges in line center, this is not the case in line wings.

In order to demonstrate that convergence exists in line wings, we compare the behavior of our series with the behavior of the Riemann series

$$f = \sum_n \frac{1}{n^\alpha} . \quad (1)$$

When  $\alpha = 1$ , this is the harmonic series, which does not converge. However, when  $\alpha > 1$  strictly, this is a Riemann series, which is absolutely convergent.

We thus compare the step increment of our series to the inverse of the step number  $1/N$ , in order to determine if  $\alpha$  is larger than unity or not. In Fig. 3, top, we plot the ratio of this increment  $\Delta(Q/I)$  to  $1/N$ , as a function of the iteration step number  $N$ . It is visible in the Figure that, for sufficiently large step numbers ( $N > 60$ ),  $\Delta(Q/I)$  decreases more quickly than  $1/N$ , which means that  $\Delta(Q/I)$  behaves as  $1/N^\alpha$  with  $\alpha > 1$ , which means that our series is of the Riemann type, therefore absolutely convergent even in line wings.

In order to evaluate  $\alpha$  in the case of our series, in Fig. 3, bottom, we plot the logarithm of the ratio, and we see that this logarithm linearly decreases for both wings, which determines  $\alpha = 1.00058$  for the D<sub>1</sub> wing and  $\alpha = 1.0012$  for the D<sub>2</sub> wing, which are both larger than unity. As it can be seen in Fig. 3, the slope of the linear interpolation is found significantly larger than the numerical noise. The series is then absolutely convergent. However, the behavior of the series and of its convergence remains yet unverified for the next iteration steps.

Fig. 2 shows that for the 166 iteration steps we performed, the outgoing polarization  $Q/I$  is not so far from convergence in line wings, even not yet completely reached. These computations are rather time consuming, and we spent 26 Mh of computations in the TURING machine of IDRIS to obtain these 166 iteration steps, and we estimate the convergence sufficiently reached. Convergence is however not fully reached in line wings within the allocated computing time. Development of efficient acceleration methods would be desirable for future work.

The two terms of the  $Q/I$  ratio, namely the Stokes parameters  $Q$  and  $I$ , each nevertheless converge much less quickly, in such a way that they are not at all converged within the 166 iteration steps. However, the behavior of the ratio  $Q/I$  results in being different, because some simplifications certainly occur when forming the ratio.

### 4. Concluding discussion

Although the calculation seems reasonably converged in line wings, the agreement between the observed and computed profiles remains only qualitative. As described below, we investigated different possible causes of this difference.

We questioned the accuracy of collision rate calculations, in particular those with Hydrogen neutral atoms that determine the

coherent scattering weight in PRD, therefore far wings. We artificially varied them. However, the Na I D<sub>2</sub> wing profile was not improved with respect to observations.

We questioned the model electron density, whose determination is very indirect from observations, and in the light of the recent investigation by Bommier (2020), who suggests that the electron density at solar surface would be much higher than in present models, and in fact similar to the neutral Hydrogen atom density. We artificially varied the model electron density. However, again the Na I D<sub>2</sub> wing profile was not improved with respect to observations.

We questioned the accuracy of our model of Rayleigh scattering on neutral Hydrogen atoms, which is responsible for the continuum below spectral lines, of more relative importance in their wings. Our model is taken from the MALIP code by Landi Degl'Innocenti (1976), and we did not try to modify it.

We questioned the very rough HOLMUL approximation (Holweger & Mueller 1974) we applied to our atmosphere model. This approximation consists not to consider atmosphere higher than the temperature minimum. The temperature reversal there may be responsible for a central bump in the line profile, following a well-known result for a two-level atom in LTE. As our model considers only the lower and upper levels of the Na I D lines (with all their sublevels and coherences), this is probably the reason why this bump appeared in our calculations, as visible in Fig. 12 of Bommier (2016b), which is not the case in observations. A solution of this problem could lie in considering several upper levels of Na I, as done by Bruls et al. (1992). Leenaarts et al. (2010) suggested to model this contribution of several higher upper levels by grouping them into a single artificial upper level. We tried to implement this suggestion. This revealed unsuccessful because we treated the radiative transfer only in the Na I D lines for computing time reasons.

We question the 1D plane parallel character of the usual atmosphere model above the temperature minimum region. In Hydrogen H $\alpha$  images, this part of the atmosphere contrarily seems highly inhomogeneous and structured into fibrils. Also inspired by the FIP effect observed higher in the corona, we tried an increase of the atmosphere model electron density in this part of the atmosphere, as if the electrons were grouped into inhomogeneous structures along the line of sight above the temperature minimum region. This was unsuccessful.

We finally remark that the Na I D line intensity profiles are broader in our computation results than in all the observations. The central peak of the Na I D<sub>2</sub> line polarization is accordingly broader. This may be the reason why the Na I D<sub>2</sub> wing bump is much less visible in our results than in observations. We question about this the fact that we neglected the inhomogeneous upper part of the atmosphere. In other words, we assign this discrepancy to the inadequacy of the plane parallel atmosphere model to describe the chromosphere, where the Na I D lines are formed. We think that this is the main limitation of our computation. As all integrals, over frequencies and velocities and their directions, are numerical, the calculation could probably be adapted to more realistic and higher dimensioned model atmospheres.

However, our approach is the first self-consistent treatment of redistribution in non-LTE. The lower level atomic polarization is fully accounted for, although found negligible, unlike what was assumed by Landi degl'Innocenti (1998). It is destroyed by collisions that are fully accounted for. However, in the case of a line having hyperfine structure like the Na I D lines, the calculation results in being time consuming.

This work was motivated by existence of a net linear polarization in Na I D<sub>1</sub>, as observed by Stenflo & Keller (1997, Fig.

2) and Stenflo et al. (2000b, Fig. 1), as well as by Stenflo et al. (2000a, Fig. 1). On the contrary, Bommier & Molodij (2002, Figs. 2, 3), Trujillo Bueno et al. (2001, Figs. 2, 3), and Gandorfer (2000) did not observe any net linear polarization in Na I D<sub>1</sub>. As expected from the Na I D<sub>1</sub> upper level kinetic momentum quantum number  $J = 1/2$ , our computation does not reveal any net linear polarization in Na I D<sub>1</sub>. It can be remarked that Bommier & Molodij (2002) and Trujillo Bueno et al. (2001) both observed with the THÉMIS telescope, which was polarization-free at that time, and that both works did not apply the same data reduction code. Gandorfer (2000) observed at IRSOL, whose telescope is polarization-free around equinox, when Stenflo & Keller (1997), Stenflo et al. (2000b), and Stenflo et al. (2000a) observed with the polarimeter ZIMPOL mounted on the McMath-Pierce telescope at Kitt Peak, which has large and varying instrumental polarization (Stenflo et al. 2000a, p. 782). Instrumental polarization correction was installed with a tilting glass plate. The compensation level is about 0.1% (Stenflo et al. 2000a, p. 782), which is also the order of magnitude of the Na I D<sub>1</sub> linear polarization. Therefore, the compensation may be insufficient given the low linear polarization of the Na I D lines, and the net linear polarization observed in Na I D<sub>1</sub> with this instrument only, and not confirmed by the theoretical calculations, could be an artefact of instrumental polarization.

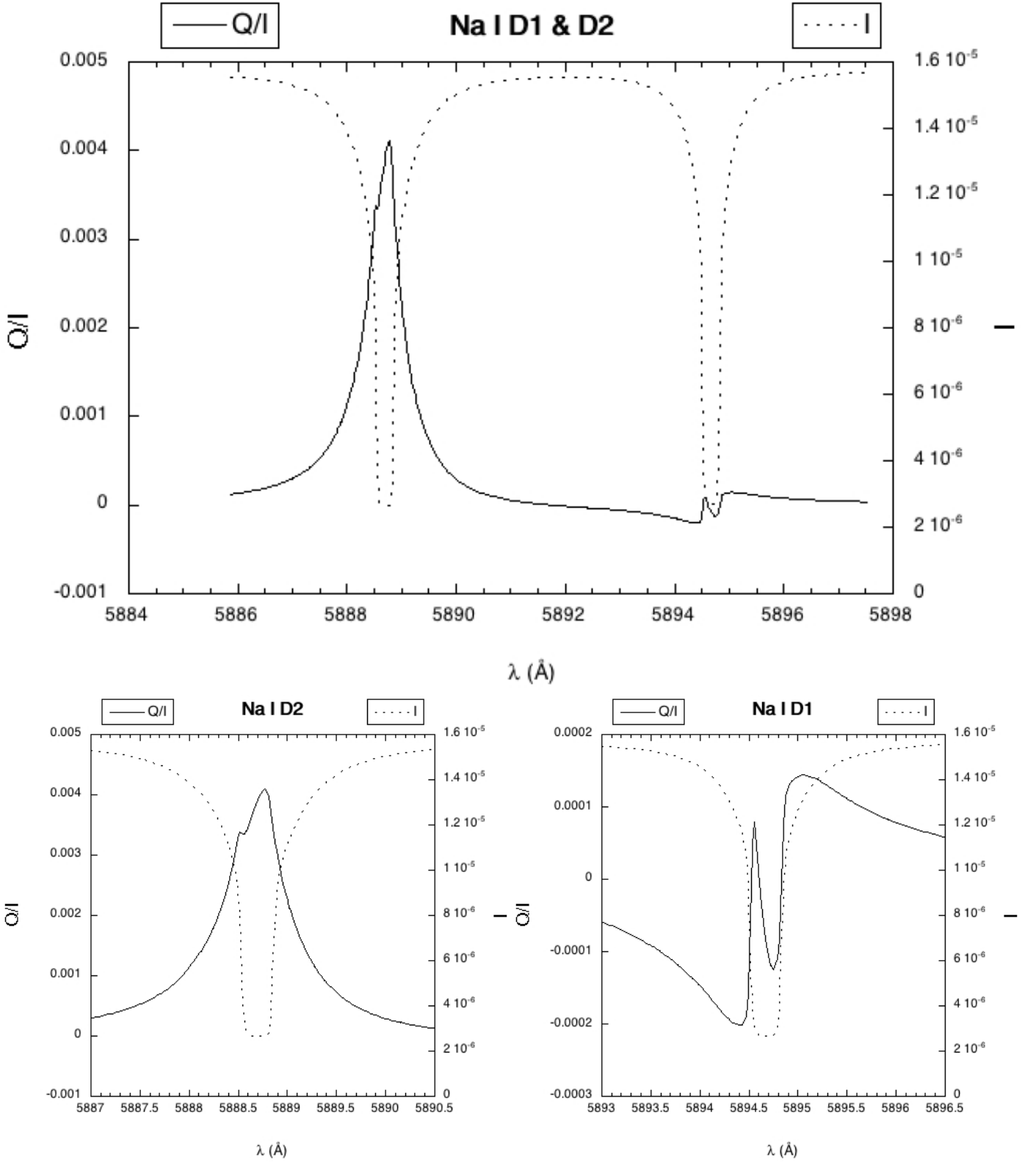
In addition, as already stated at the end of Sect. 2, the linear polarization observed by Stenflo & Keller (1997, Fig. 2) and Stenflo et al. (2000b, Fig. 1) in Na I D<sub>2</sub> line center is also higher by 0.1% than the present calculation result. This cannot be assigned to a magnetic field effect, which is not accounted for in our calculations, because the Hanle effect acts as a depolarizing effect in the Second Solar Spectrum. The difference in polarization degree between our calculation result and these observations is about 0.1%, which is comparable to the instrumental compensation level. The linear polarization in Na I D<sub>1</sub> similarly shows a narrow peak of 0.1% linear polarization at line center, which is not present in the calculation result. The 0.1% too large polarization observed in both line centers could then be an artefact of instrumental polarization.

*Acknowledgements.* For set up, this work was granted access to the HPC resources of MesoPSL financed by the Region Ile de France and the project Equip@Meso (reference ANR-10-EQPX-29-01) of the programme Investissements d'Avenir supervised by the Agence Nationale pour la Recherche (France). For exploitation, this work was granted access to the HPC resources of IDRIS under the allocation 2017-A0020407205 made by GENCI (France).

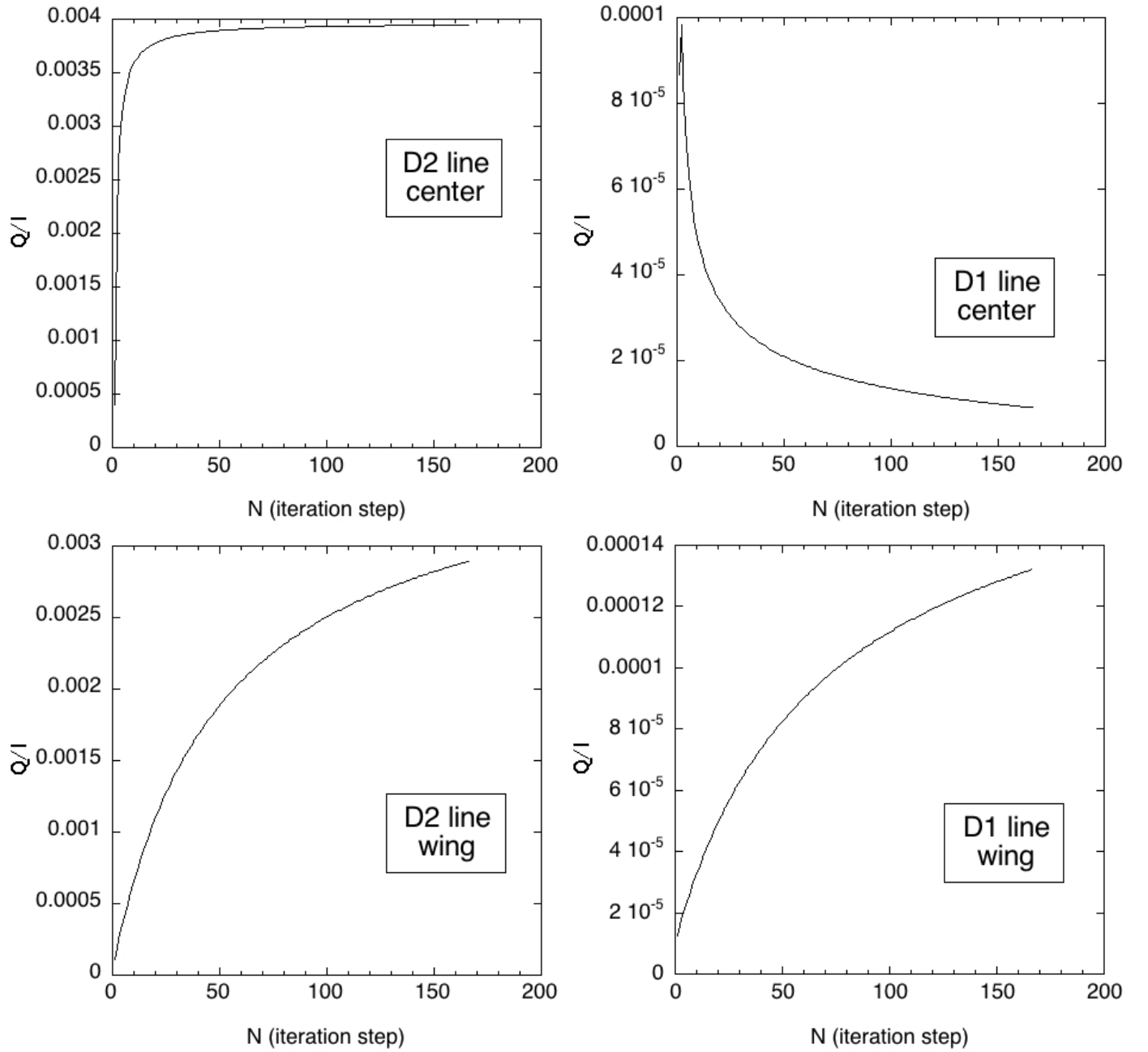
## References

- Belluzzi, L. & Trujillo Bueno, J. 2013, *ApJ*, 774, L28
- Bommier, V. 1997a, *A&A*, 328, 706
- Bommier, V. 1997b, *A&A*, 328, 726
- Bommier, V. 2016a, *A&A*, 591, A59
- Bommier, V. 2016b, *A&A*, 591, A60
- Bommier, V. 2017, *A&A*, 607, A50
- Bommier, V. 2018, *A&A*, 619, C1
- Bommier, V. 2019, in *Astronomical Society of the Pacific Conference Series*, Vol. 519, *Radiative Signatures from the Cosmos*, ed. K. Werner, C. Stehle, T. Rauch, & T. Lanz, 39
- Bommier, V. 2020, *A&A*, 634, A40
- Bommier, V. & Molodij, G. 2002, *A&A*, 381, 241
- Bruls, J. H. M. J., Rutten, R. J., & Shchukina, N. G. 1992, *A&A*, 265, 237
- Gandorfer, A. 2000, *The Second Solar Spectrum: A high spectral resolution polarimetric survey of scattering polarization at the solar limb in graphical representation*. Volume I: 4625 Å to 6995 Å
- Holweger, H. & Mueller, E. A. 1974, *Sol. Phys.*, 39, 19
- Ibgui, L., Hubeny, I., Lanz, T., & Stehlé, C. 2013, *A&A*, 549, A126
- Kerkeni, B. & Bommier, V. 2002, *A&A*, 394, 707
- Landi Degl'Innocenti, E. 1976, *A&AS*, 25, 379
- Landi degl'Innocenti, E. 1998, *Nature*, 392, 256

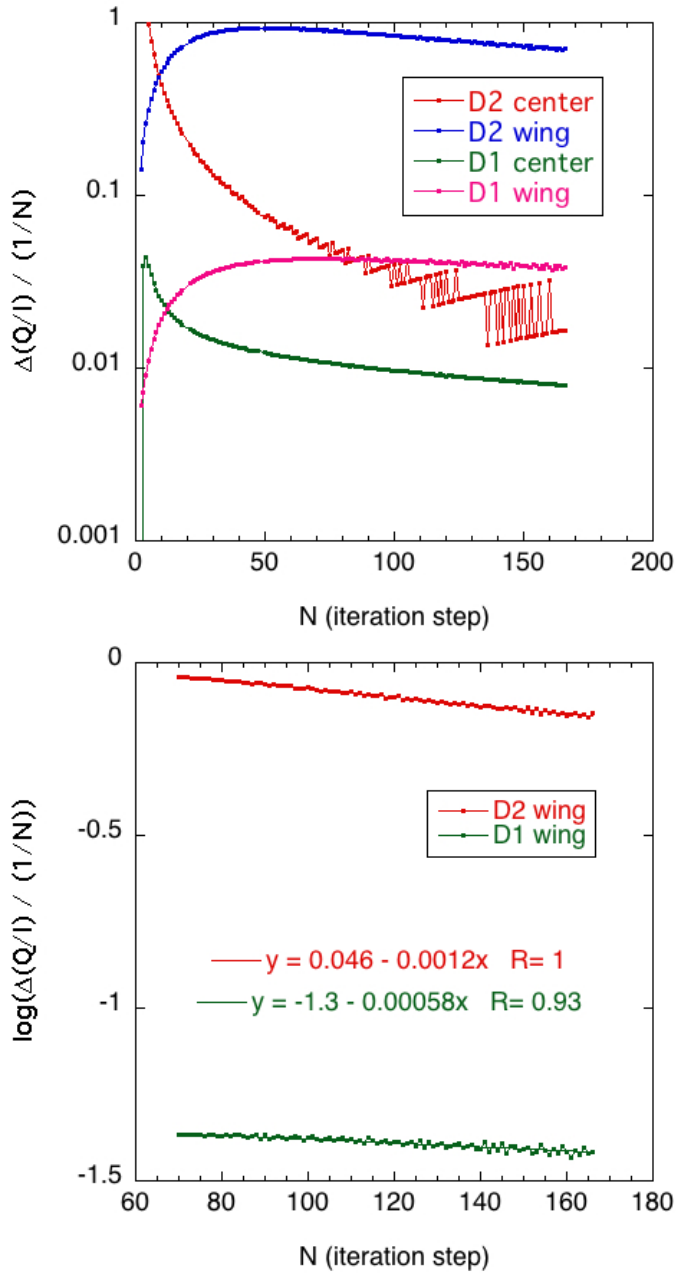
- Landi Degl'Innocenti, E. & Landolfi, M. 2004, *Astrophysics and Space Science Library*, Vol. 307, *Polarization in Spectral Lines* (Kluwer Academic Publishers)
- Leenaarts, J., Rutten, R. J., Reardon, K., Carlsson, M., & Hansteen, V. 2010, *ApJ*, 709, 1362
- Malherbe, J.-M., Moity, J., Arnaud, J., & Roudier, T. 2007, *A&A*, 462, 753
- Roueff, E. 1974, *Journal of Physics B Atomic Molecular Physics*, 7, 185
- Rybicki, G. B. & Hummer, D. G. 1992, *A&A*, 262, 209
- Sahal-Brechot, S. 1969a, *A&A*, 1, 91
- Sahal-Brechot, S. 1969b, *A&A*, 2, 322
- Sahal-Brechot, S., Bommier, V., & Feautrier, N. 1998, *A&A*, 340, 579
- Stenflo, J. O., Gandorfer, A., & Keller, C. U. 2000a, *A&A*, 355, 781
- Stenflo, J. O. & Keller, C. U. 1997, *A&A*, 321, 927
- Stenflo, J. O., Keller, C. U., & Gandorfer, A. 2000b, *A&A*, 355, 789
- Trujillo Bueno, J., Collados, M., Paletou, F., & Molodij, G. 2001, in *Astronomical Society of the Pacific Conference Series*, Vol. 236, *Advanced Solar Polarimetry – Theory, Observation, and Instrumentation*, ed. M. Sigwarth, 141
- Uitenbroek, H. 1989, *A&A*, 213, 360
- Uitenbroek, H. 2001, *ApJ*, 557, 389



**Fig. 1.** Intensity ( $I$ ) and linear polarization ( $Q/I$ ) theoretical spectrum of the Na I D lines as observed 4.1 arcsec inside the solar limb. CRD: assuming complete redistribution of radiation (order-2 calculation). PRD: including partial redistribution of radiation (infinite-order calculation).



**Fig. 2.** Convergence of the linear polarization rate  $Q/I$ , for the D<sub>2</sub> line (left) and for the D<sub>1</sub> line (right), at line center (upper row) and in the line far wing (lower row).



**Fig. 3.** Convergence of the emerging linear polarization  $Q/I$ : evolution of the step increment  $\Delta(Q/I)$  as a function of the step number  $N$ . The aim is to show that the step increment decreases more rapidly than the inverse of the step number  $1/N$  (as for a Riemann series). In this respect, their ratio is the upper plot and the logarithm of their ratio is the lower plot, which also includes linear fits and their equations.