

Updating constraints on $f(T)$ teleparallel cosmology and the consistency with Big Bang Nucleosynthesis

Micol Benetti,^{1,2,*} Salvatore Capozziello,^{1,2,3} and Gaetano Lambiase^{4,5}

¹*Dipartimento di Fisica “E. Pancini”, Università di Napoli “Federico II”, Via Cinthia, I-80126, Napoli, Italy*

²*Istituto Nazionale di Fisica Nucleare (INFN), sez. di Napoli, Via Cinthia 9, I-80126 Napoli, Italy*

³*Laboratory for Theoretical Cosmology, Tomsk State University of Control Systems and Radioelectronics (TUSUR), 634050 Tomsk, Russia*

⁴*Dipartimento di Fisica E.R. Cainaiello, University of Salerno, Via Giovanni Paolo II, I 84084-Fisciano (SA), Italy*

⁵*INFN, Gruppo Collegato di Salerno, Sezione di Napoli, Via Giovanni Paolo II, I 84084-Fisciano (SA), Italy*

We focus on viable $f(T)$ teleparallel cosmological models, namely power law, exponential and square-root exponential, carrying out a detailed study of their evolution at all scales. Indeed, these models were extensively analysed in the light of late time measurements, while it is possible to find only upper limits looking at the very early time behavior, i.e. satisfying the Big Bang Nucleosynthesis (BBN) data on primordial abundance of ${}^4\text{He}$. Starting from these indications, we perform our analysis considering both background and linear perturbations evolution and constrain, beyond the standard six cosmological parameters, the free parameters of $f(T)$ models in both cases whether the BBN consistency relation is considered or not. We use a combination of Cosmic Microwave Background, Baryon Acoustic Oscillation, Supernovae Ia and galaxy clustering measurements, and find that very narrow constraints on the free parameters of specific $f(T)$ cosmology can be obtained, beyond any previous precision. While no degeneration is found between the helium fraction, Y_P , and the free parameter of $f(T)$, we note that these models constrain the current Hubble parameter, H_0 , higher extent than the standard model one, fully compatible with the Riess et al. measurement in the case of power law $f(T)$ model. Moreover, the free parameters are constrained at non-zero values in more than $3\text{-}\sigma$, showing a preference of the observations for extended gravity models.

I. INTRODUCTION

The Standard Cosmological Model, the so called Λ CDM, provides a reliable description of the Universe from some seconds after the big bang until the present epoch, under the assumptions that gravity is described by Einstein’s General Relativity (GR), the spatial sections of the Universe, at constant cosmological time, are homogeneous and isotropic, and dark matter and dark energy components exist. However, we know that the Λ CDM model is incomplete. For example, there is no final evidence of dark matter and dark energy, nor explication for matter-antimatter asymmetry or unification of gravity and the other interactions at quantum level (see Refs [1–10] and references therein). Also, new physics beyond the Standard Model has been invoked to describe the increasingly precise data of the latest generation, since several tensions have emerged between data at different scales (for a detailed discussion see Refs. [11–18] and references therein).

In this context, several assumptions have been reconsidered, including the possibility of modifications and extensions of GR in order to fix the dark energy and dark matter issues due to lack of evidences of these elements on a fundamental level. The paradigm of considering different theories of gravity, with respect to GR, comes from the fact that Einstein’s theory is proved to

be not sufficient to describe dynamics of gravitational field at ultraviolet and infrared scales. According to this statement, several effective models have been proposed towards quantum gravity and cosmology with the aim to recover the agreement with the experiments and observations reached by GR but enlarging also the number of phenomena to be described at different scales and energies [19]. The debate is not only related to the possibility of adding new contributions to the Hilbert-Einstein action, like in the case of $f(R)$ gravity and analogue theories, but also to identify the correct variables describing the gravitational field. Equivalence Principle is assumed as the foundation of General Relativity and of several metric theories [1]. This assumption leads to the coincidence of the geodesic and causal structure and fixes the connection which as to be Levi-Civita.

Nevertheless Einstein himself recognized that such an approach could be enlarged and improved if alternative descriptions of gravitational dynamics were considered. In particular, if tetrads describe the gravitational field, dynamics can be given by torsion. In this picture, the Equivalence Principle is not the foundation of gravitational field and affinities assumes a fundamental role. These considerations led to the teleparallel formulation of GR which, at field equations level, is equivalent to GR giving the so called Teleparallel Equivalent General Relativity (TEGR). In this perspective, also extensions of TEGR reveal interesting and then, as the straightforward extension of curvature gravity is $f(R)$ (where R is the Ricci scalar), now $f(T)$ extends TEGR (being T the

* benettim@na.infn.it

torsion scalar).

One of the main goals to develop these alternative approach is to select self-consistent cosmological models capable of giving a realistic picture of cosmic history (see [20–22] for a detailed discussion). The goal is to coherently connect early (inflation) and late Universe (dark energy), passing for large scale structure formation. In this program cosmography [23, 24] and Big Bang Nucleosynthesis (BBN) [25] could play a main role. In particular, BBN offers one of the most powerful methods to test the validity of cosmological models around the MeV energy scale. The precise measure of the chemical abundances of the primordial elements of BBN is one of the main efforts of the modern cosmology [26–29]. Indeed, such abundances of hydrogen, helium, lithium and deuterium are an important test for any cosmological model, being extremely sensitive to the physics of the early Universe. Also, direct astrophysical observations allow to extrapolate primordial abundance. By the emission lines of nearby HII regions in metal-poor star forming galaxies, the mass fraction of ^4He (Y_P) has been sensitively estimated [30, 31], while the primordial ^7Li abundance is determined by the atmospheres of very metal-poor stars [32, 33]. Finally, the primordial deuterium abundance can be measured using the absorption line of gas clouds [34–38]. Such a measurements allow a high precision estimate of the baryon fraction density, and has been found a concordance between the Aver(2015) analysis [31] and the Planck(2018) derived ones [39]. However, also several tensions emerged, and they are quantified in more than 2σ , when Ω_b is derived by different model assumption of Ref.[30] or deuterium abundance [40] (see also Ref.[39] for an updated discussion of current results).

Although efforts are spent to reconcile these measurements [35, 40], other possible cosmological models can be explored to test if a natural agreement can be obtained between the Ω_b value inferred from the BBN and the derived one from the Cosmic Microwave Background (CMB). For example, it is possible to bring closer the BBN and CMB predictions of the baryon density today considering extensions to the Standard Model, such as a change in the expansion rate, parameterized by the effective number of relativistic degrees of freedom, N_{eff} [12, 13, 16, 41]. Since both helium abundance and N_{eff} affect the CMB damping tail, they are partially degenerate. On the other hand, a phenomenological modeling of the current observed accelerated expansion of the Universe should be ideally embedded into a more fundamental framework, i.e. deduced from first principles. It is therefore timely to test fundamental theories with a study involving all scales, from the first seconds of the Universe (i.e. using BBN) to today observed accelerated expansion.

In this work, we focus on teleparallel gravity [20] and trace the observational prediction of different forms $f(T)$ using a Boltzmann numerical resolution code.

Previous studies, analysing the high temperatures characterizing the primordial Universe, constrained with

upper bounds the $f(T)$ cosmology [25], and it is timely to improve such an analysis using the wide range of available data at all scales. In this perspective, the feasibility of a teleparallel description of gravity can be realistically tested. In fact, until now, most efforts have been devoted to match late accelerated behavior by $f(T)$ gravity but the attempt to reproduce the whole cosmic history in a teleparallel picture has to be more pursued in order to finally compare metric and tetrad descriptions. Here, in particular, we explore whether by relaxing the consistency of the BBN, it is possible that these theories are in agreement with the estimates of primordial abundances. This can be an important consistency test.

The paper is organised as follows. In Section II, we introduce TEGR and its $f(T)$ extension. We will derive the related background cosmology and the evolution of primordial perturbations which we will use for our analysis. In Section III, we provide an overview of the specific models we are going to analyse, showing observational predictions and giving a state of the art of current analyses. Details of the analysis method are reported in Section IV, also indicating the data set we use to constrain the models parameters. Finally, in Section V, we discuss the results and draw our conclusions.

II. $f(T)$ GRAVITY AND COSMOLOGY

Let us briefly review the main features of TEGR and $f(T)$ teleparallel gravity. First, we introduce the vierbein fields $e_i(x^\mu)$, $i = 0, 1, 2, 3$. They forms an orthonormal basis in the tangent space at each point x^μ of the manifold, i.e. $e_i \cdot e_j = \eta_{ij}$, with $\eta_{ij} = \text{diag}(1, -1, -1, -1)$ the Minkowski metric. Denoting with e_i^μ , with $\mu = 0, 1, 2, 3$ the components of the vectors e_i in a coordinate basis ∂_μ , one can write $e_i = e_i^\mu \partial_\mu$ (the Latin indices refer to the tangent space, the Greek indices to the coordinates on the manifold). The components of the metric tensor of the manifold, $g_{\mu\nu}(x)$ are constructed via the dual vierbein fields, i.e. $g_{\mu\nu}(x) = \eta_{ij} e_i^\mu(x) e_j^\nu(x)$.

The TEGR models are characterized by the fact that the curvatureless Weitzenböck connection is adopted (let us recall that, in General Relativity, one uses the torsionless Levi-Civita connection). This allows to define the non-null torsion tensor

$$T_{\mu\nu}^\lambda = \hat{\Gamma}_{\nu\mu}^\lambda - \hat{\Gamma}_{\mu\nu}^\lambda = e_i^\lambda (\partial_\mu e_\nu^i - \partial_\nu e_\mu^i). \quad (1)$$

The action we are going to consider is of the form

$$I = \frac{1}{16\pi G} \int d^4x e [T + f(T)] + I_m, \quad (2)$$

where $f(T)$ is a generic function of the torsion scalar T , I_m is the action of matter fields, and $e = \det(e_\mu^i) = \sqrt{-g}$ is the metric determinant. Explicitly, the torsion scalar T reads

$$T = S_\rho{}^{\mu\nu} T^\rho{}_{\mu\nu}. \quad (3)$$

$$S_\rho^{\mu\nu} = \frac{1}{2}(K^{\mu\nu}{}_\rho + \delta_\rho^\mu T^{\theta\nu}{}_\theta - \delta_\rho^\nu T^{\theta\mu}{}_\theta) \quad (4)$$

$$K^{\mu\nu}{}_\rho = -\frac{1}{2}(T^{\mu\nu}{}_\rho - T^{\nu\mu}{}_\rho - T_\rho^{\mu\nu}), \quad (5)$$

with $K^{\mu\nu}{}_\rho$ the contorsion tensor which gives the difference between Weitzenböck and Levi-Civita connections.

The variation with respect to the vierbein gives the field equations [20]

$$e^{-1}\partial_\mu(ee_i^\rho S_\rho^{\mu\nu})[1+f'] - e_i^\lambda T^\rho{}_{\mu\lambda} S_\rho{}^{\nu\mu}[1+f'] + e_i^\rho S_\rho{}^{\mu\nu}(\partial_\mu T) = -6H^2, \quad (6)$$

$$\frac{1}{4}e_i^\nu[T+f] = 4\pi G e_i^\rho \Theta_\rho{}^\nu,$$

where we defined $f' \equiv df/dT$ and $S_i^{\mu\nu} = e_i^\rho S_\rho^{\mu\nu}$, while $\Theta_{\mu\nu}$ is the energy-momentum tensor of perfect fluid matter.

For a flat Friedmann-Lemaître-Robertson-Walker (FLRW) background, the metric is

$$ds^2 = dt^2 - a^2(t)\delta_{ij}dx^i dx^j, \quad (7)$$

where $a(t)$ is the scale factor. The corresponding vierbein fields are $e_\mu^a = \text{diag}(1, a, a, a)$. The latter and Eq. (3) yield the relation between the torsion T and the Hubble parameter $T = -6H^2$, where $H = \frac{\dot{a}}{a}$. Assuming that matter sector is described by a perfect fluid with energy density ρ and pressure p , the field equations give

$$12H^2[1+f'] + [T+f] = 16\pi G\rho, \quad (8)$$

$$48H^2 f'' \dot{H} - (1+f')[12H^2 + 4\dot{H}] - (T-f) = 16\pi Gp. \quad (9)$$

Moreover, the equations are closed with the equation of continuity for the matter sector $\dot{\rho} + 3H(\rho + p) = 0$. Eqs. (8) and (9) can be rewritten in terms of the effective energy density ρ_T and pressure p_T arising from $f(T)$

$$H^2 = \frac{8\pi G}{3}(\rho + \rho_T), \quad (10)$$

$$2\dot{H} + 3H^2 = -\frac{8\pi G}{3}(p + p_T), \quad (11)$$

where

$$\rho_T = \frac{3}{8\pi G} \left[\frac{Tf'}{3} - \frac{f}{6} \right], \quad (12)$$

$$p_T = \frac{1}{16\pi G} \frac{f - Tf' + 2T^2 f''}{1 + f' + 2Tf''}, \quad (13)$$

and define the effective torsion equation-of-state

$$\omega_T \equiv \frac{p_T}{\rho_T} = -\frac{f - Tf' + 2T^2 f''}{(1 + f' + 2Tf'')(f - 2Tf')}. \quad (14)$$

These effective models are hence responsible for the accelerated phases of the early or/and late Universe [20].

In order to perform our analysis, we rewrite the first FLRW equation, Eq.(10), making explicit the form of the torsional energy density [42–44]

$$\frac{H(a)^2}{H_0} \equiv E(a)^2 = \left[\Omega_{m0} a^{-3} + \Omega_{r0} a^{-4} + \frac{1}{T_0} [f - 2Tf'] \right] \quad (15)$$

where we define $\Omega_{i0} = \frac{8\pi G\rho_{i0}}{3H_0^2}$, and consider the relation $T = -6H^2$. The above background evolution recovers the standard model for $\frac{1}{T_0}[f - 2Tf'] \rightarrow \Omega_\Lambda$. Hereafter we define such a torsional contribution as

$$y_T(a, \xi) \equiv \frac{1}{T_0} [f - 2Tf'], \quad (16)$$

with ξ the free parameters of the $f(T)$ parameterization.

At this point, it is worth stressing that the main focus of the paper is to analyze the $f(T)$ models at the level of background evolution according to the current expansion of the Universe. For our purpose, we consider an extended dataset, including both the BBN and the CMB as well as large-scale data. In this perspective, we do not discuss in detail the theory of perturbations in $f(T)$ gravity (see, e.g., [45]) but assume a standard primordial perturbation pattern for a perfect fluid, i.e. the “torsion fluid” that drives the current expansion of the Universe via Eq.(15). Such a fluid contributes with its EoS defined in Eqs.(14). In other words, the exact perturbative evolution of specific $f(T)$ models is beyond our interests and then we assume a density contrast and velocity divergence in the synchronous gauge fixing the torsion fluid frame with zero acceleration. Specifically, we consider an effective Bardeen approach where torsion contributes as a zero-acceleration perfect fluid ([46–49]). Furthermore, to support our choice, we will show that the detailed treatment of Ref. [44], adopting the power-law model, leads to the same result that we will obtain in the framework of our approximation.

In the next section, it is shown that the EoS of the considered models is close to that of cosmological constant, and our assumption on perturbative sector does not significantly affect the observational predictions.

III. SPECIFIC $f(T)$ MODELS

We choose to analyze three $f(T)$ functions well known in literature for being viable models, i.e. passing the basic observational tests [25, 43, 44]. Noteworthy, $f(T)$ models are also able to describe the inflationary evolution, as discussed in [50]. In particular, they are capable of achieving the smoothing during the inflationary era and ensuring the linear perturbation up to the BBN epoch. Here, we introduce their forms and derive their background evolution. Also, we show the theoretical observational predictions of temperature anisotropy power spectrum and the EE-mode correlation spectrum for each

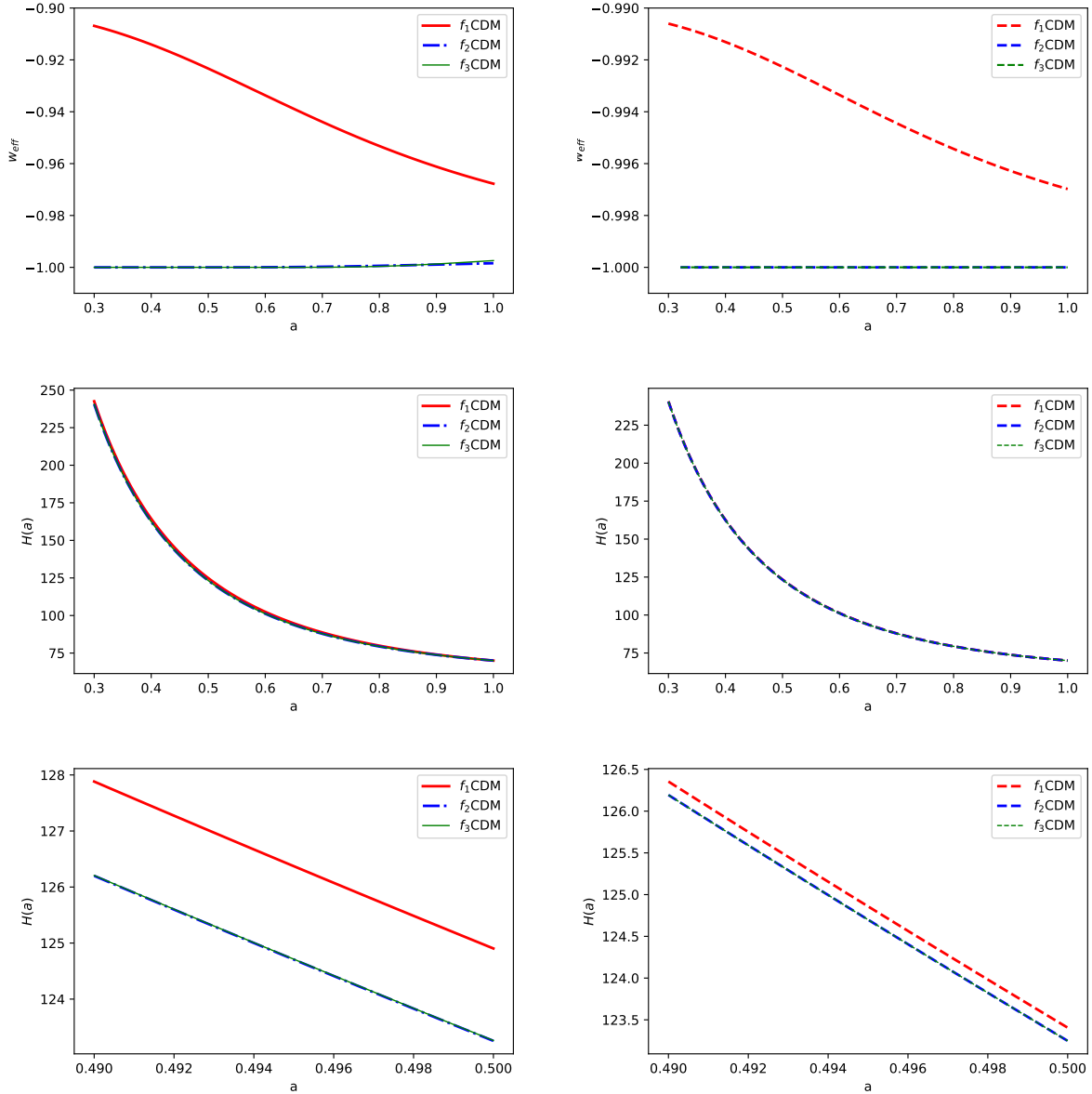


FIG. 1. Top: behaviour of EoS, ω_T , of Eq.(14) for the $f_1\text{CDM}$ (red), $f_2\text{CDM}$ (blue) and $f_3\text{CDM}$ (green) models assuming $\Omega_T = 0.7$ and $H_0 = 70$ and also the model free parameter at values 0.1 (solid line, left panel) and 0.01 (dashed line, right panel). Note the different scale between the two plots. Middle: Background evolution for the three models for the same choice of colors and values above, in the left panel considering $f(T)$ parameter at values 0.1 and in the right panel for 0.01. Bottom: Background evolution for the three models in the scale factor range $[0.49 - 0.5]$

of them, and we summarize the current state of the art of the constraint of their free parameters.

- The first scenario is the power-law model (hereafter $f_1\text{CDM}$) with

$$f(T) = \beta(-T)^b, \quad (17)$$

that recovers the GR form, $T + f(T) = T - 2\Lambda$, for $b = 0$ and $\Lambda = -\beta/2$ [51]. Substituting this $f(T)$ form into the first Friedmann equation at

present epoch, we obtain the relation between the two parameters, $\beta = (6H_0^2)^{1-b} \frac{\Omega_{T0}}{2b-1}$, with $\Omega_{T0} = 1 - \Omega_{m0} - \Omega_{r0}$.

The $y_T(a, b)$, in the background evolution of Eq.(15), reads as $y_T(a, b) = \Omega_{T0} E(a)^{2b}$ [42] that reduces to ΛCDM cosmology for $b = 0$, while, for $b = 1/2$, it gives rise to the Dvali-Gabadadze-Porrati (DGP) model [52]. At the same time, we can write the EoS Eq.(14) as

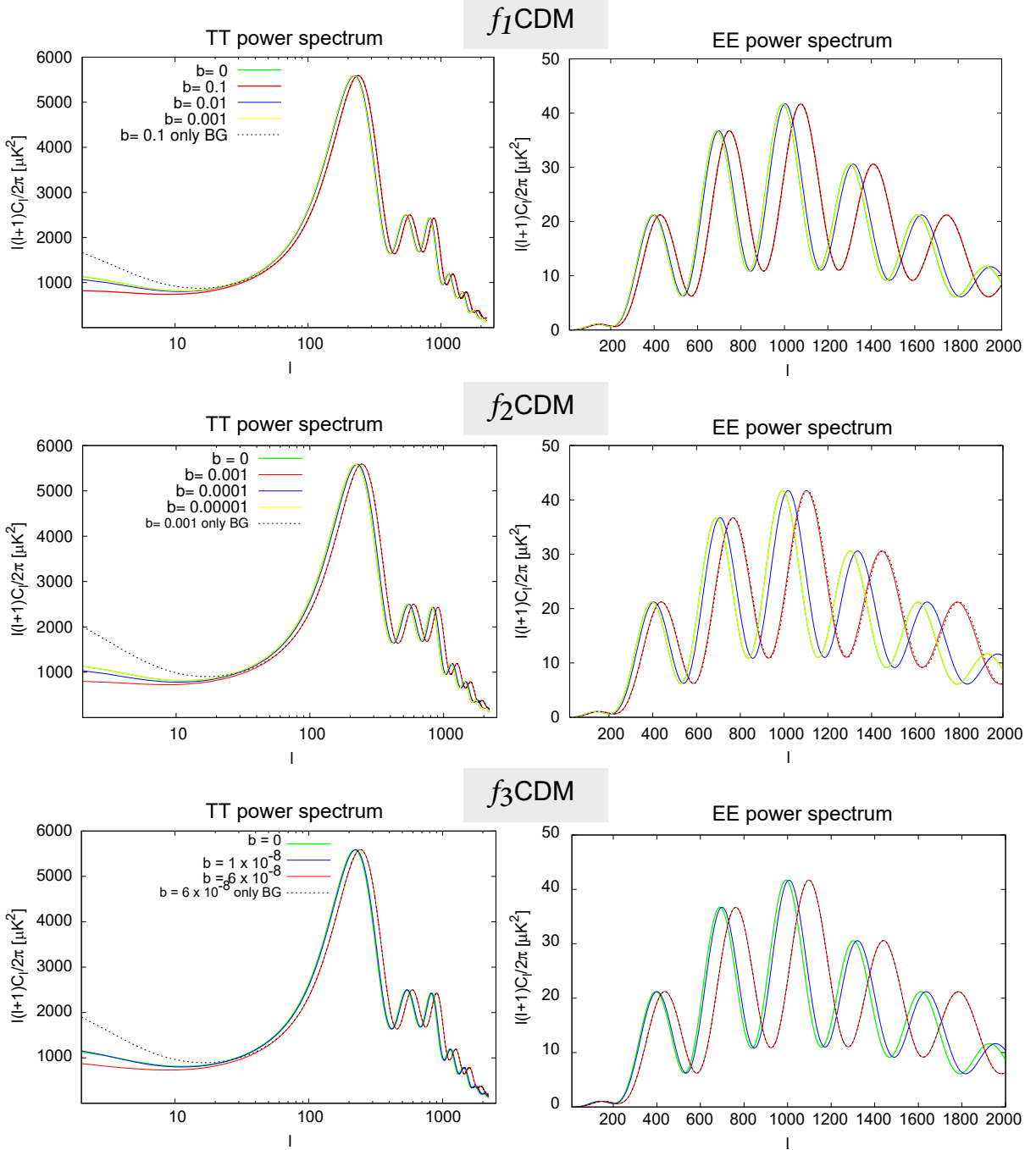


FIG. 2. TT and EE correlation CMB anisotropy power spectra for f_1 CDM (top panels), f_2 CDM (middle panels) and f_3 CDM (bottom panels), using several values of the $f(T)$ free parameter, b . For each model we draw, with dotted line, the case where only the Background (BG) evolution is considered, i.e. the linear perturbation evolution has not been included. By showing the two cases we want to underline the effect of considering primordial perturbations in the analysis of the models. In literature, only background equations are considered when there is a comparison of the theory with the data, and this is mainly due to both the specific interest of testing whether these models can drive the current acceleration of the Universe and to the difficulty of considering perturbative evolutions in the simulation codes. Here, we show the two observational predictions (with and without perturbations)

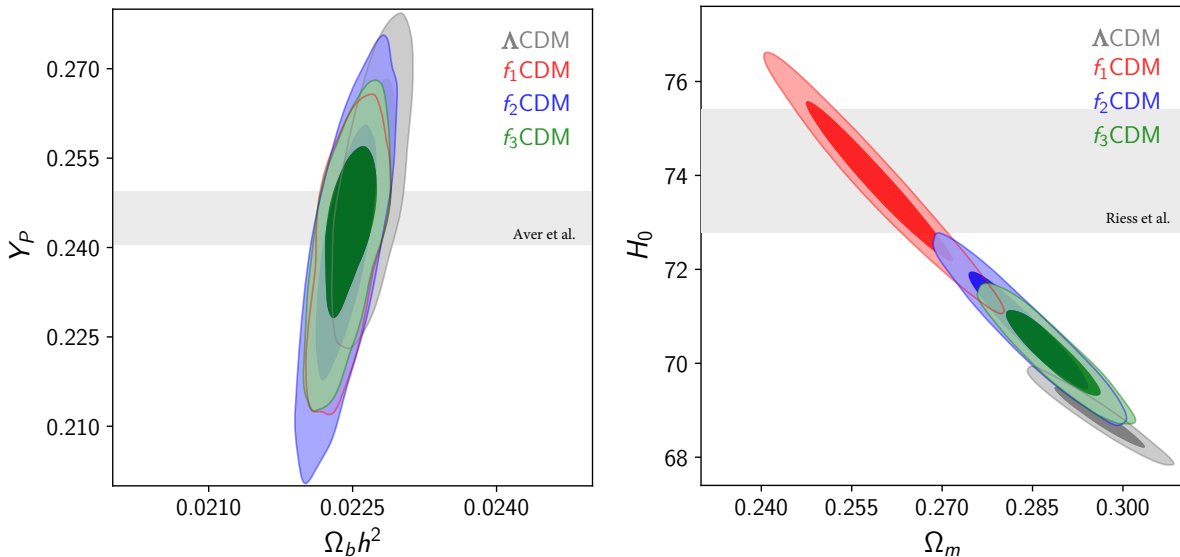


FIG. 3. Left: Y_p - Ω_b plane for our analysis with free Y_p models. The grey region indicate the 1σ estimation of Aver et al. $Y_p = 0.2449 \pm 0.0040$; Right: H_0 - Ω_m plane for our analysis with free Y_p models. The grey region indicate the latest constrain on Hubble constant of Riess (2019), $H_0 = 74.03 \pm 1.42$ km/s/Mpc .

$$\omega_T = \frac{b-1}{1-b\Omega_{T0}E(a)^{2(b-1)}} \quad (18)$$

that reduces to a constant value $\omega_T = -1$ for $b = 0$. Its behaviour is shown in Fig.(1), top panels, with red lines. In particular, we assume the values $b = 0.1$, solid line, and $b = 0.01$, dashed line. We can see that, in both cases, the today EoS value converges to values close to $\omega_{T0} = -1$, and depending on b , it can assume slightly (negligible) higher values, with a variation up to 10^{-1} at small scales. We also note that f_1 CDM is the model with the behavior that most differs from the others, both in ω_T and in $H(a)$ evolution.

Previous results show that, using only BBN data, is possible to put an upper-limit as $b < 0.94$ [25], while using large scale data, it is possible to constrain $b = 0.033^{+0.043}_{-0.035}$ by Cosmic Chronometers (CC), and $b = 0.051^{+0.025}_{-0.019}$ when also SNe Ia and Baryonic Acoustic Oscillations (BAO) are considered [43]. The model was tested also using measurements from quasar absorption lines and radio quasars [54], and also several large scale data combinations [55, 56]. Finally, including CMB by Planck (2015) data, joined with BAO and H_0 measurements, the most stringent constraint is obtained, $b = 0.005 \pm 0.002$ [44].

Using the approach described in the previous Section, we draw the theoretical observational predictions of the temperature anisotropy and the EE correlation power spectra for this model in the top

panel of Fig.(2), assuming several values for the free $f(T)$ parameter. We can see that higher b means a shift of the spectra to higher multipoles, which implies, among other things, a degeneration of this parameter with the curvature of the Universe and the current expansion. Note that our observational predictions are fully in agreement with the ones obtained in Newtonian gauge choice [44]. Furthermore, we draw (dotted line) the case without considering the evolution of linear perturbations, i.e. calculating only the background evolution, and we see that the power at low multipoles of TT spectra is particularly affected.

It is important to remark that the $f(T)$ power law models are selected by the existence of Noether symmetries as shown in [58]. This result can be seen as a criterion to select physical models [60?] which allows to reduce and, eventually, integrate the equations of motion. In particular, it is possible to find exact cosmological solutions for the form $f_0 T^n$ which lead to the background evolution of the ρ_T density as $a(t) = a_0 t^{2b/3}$ and $H(t) = \frac{\dot{a}}{a} = \frac{2b}{3t}$. In this case, the background evolution for the total density reads as:

$$H(a)^2 = H_0^2 [\Omega_{m0} a^{-3} + \Omega_{r0} a^{-4} + \Omega_{T0} a^{-3b}] \quad (19)$$

Let us stress that this Noether solution is calculated for an action of the form $\mathcal{A}_T = \frac{1}{16\pi G} \int d^4x e f(T)$.

- The second scenario is the square-root-exponential (hereafter f_2 CDM) also called *Linder model* [61], with

$$f(T) = \alpha T_0 (1 - e^{-p\sqrt{T/T_0}}) \quad (20)$$

where the relation between the two parameters is $\alpha = \frac{\Omega_{T_0}}{1-(1+p)e^{-p}}$. The first Friedmann equation leads to $y(a, p) = \Omega_{T_0} \frac{[1-(1+pE(a))e^{-pE(a)}]}{1-(1+p)e^{-p}}$ [42], that reduces to Λ CDM cosmology for $p \rightarrow +\infty$. The EoS for this model is

$$\omega_T = -\frac{e^{pE(a)}(e^p - 1 - p) [2(e^{pE(a)} - 1) - pE(a)(pE(a) + 2)]}{(e^{pE(a)} - 1 - pE(a)) [2e^{pE(a)}(e^p - 1 - p) + \Omega_{T_0} e^{pp^2}]} \quad (21)$$

and it is drawn with blue lines in Fig.(1). Generally, instead of the parameter p , its inverse is used, that is $b \equiv 1/p$. This is because the limit $p \rightarrow +\infty$ is equivalent to $b \equiv 1/p \rightarrow 0^+$, and the latter limit is considered more proper to be treated in the analyses. Previous works constrained $b = 0.111^{+0.035}_{-0.110}$, using CC data, while the joint analysis $CC + SNeIa + BAO$ allows for $b = 0.132^{+0.043}_{-0.130}$ [43] while only BBN data cannot impose constraints on the parameter value [25]. As in the previous case, we see that the use of the CMB likelihood can significantly increase the precision on the constraint of b : in this case, an order of magnitude of 10^{-5} is expected.

We show the prediction for the TT and EE spectra in middle panels of Fig.(2), assuming several values for the free parameter b . Also in this case, we can see a shift of the spectra to higher multipoles for increasing values of b .

- The last scenario we analyze is the exponential form (hereafter f_3 CDM) [62, 63]

$$f(T) = \alpha T_0 (1 - e^{-pT/T_0}) \quad (22)$$

with $\alpha = \frac{\Omega_{m0}}{1-(1+2p)e^{-p}}$. The background evolution can be written as [42]

$$y(a, p) = \Omega_{T_0} \frac{1}{1 - (1 + 2p)e^{-p}} \left[1 - (1 + 2pE(a)^2) e^{-pE(a)^2} \right]$$

which reduces to Λ CDM cosmology for $p \rightarrow +\infty$ (or $b \equiv 1/p \rightarrow 0^+$). At the same time, the EoS reads as

$$\omega_T = -\frac{e^{pE(a)^2} (e^p - 1 - 2p) [e^{pE(a)^2} - 1 - pE(a)^2 (1 + 2pE(a)^2)]}{(e^{pE(a)^2} - 1 - 2pE(a)^2) [e^{pE(a)^2} ((e^p - 1 - 2p) - p\Omega_{T_0} e^{p(1 - 2pE(a)^2)})]} \quad (23)$$

and it is plotted in Fig.(1) with green lines. We note that f_2 CDM and f_3 CDM models show similar behaviours, indicating that the presence of the root in exponent of the exponential function does not give any observable difference in the $H(a)$ evolution, for the range of values we are considering.

At the same time, looking for the TT and EE spectra predictions (shown in bottom panels of Fig.(2)) we note that a precision of 10^{-8} is required on the b parameter to describe the observations, unlike in case f_2 CDM.

The current bounds on this model constrain $b = 0.106^{+0.052}_{-0.090}$ using CC data, while the joint analysis $CC + SNeIa + BAO$ allows for $b = 0.090^{+0.041}_{-0.080}$ [43], and also in this case, the BBN data cannot impose constraints on the parameter value [25]. These estimates are far from what is required by the TT spectrum to describe CMB observations, we can infer that analysis with the full CMB likelihood can significantly improve the constraint on this model.

Let us now modify the CosmoMC package [64] to include the background and perturbations evolution for each model, and perform a Monte Carlo Markov chain exploration of the parameters space.

IV. ANALYSIS METHOD

In our analysis, we consider the minimal Λ CDM model as the reference model, with the usual set of cosmological parameters: the baryon density, $\Omega_b h^2$, the cold dark matter density, $\Omega_c h^2$, the ratio between the sound horizon and the angular diameter distance at decoupling, θ , the optical depth, τ , the primordial scalar amplitude, A_s , and the primordial spectral index n_s . For each $f(T)$ model, we consider also one more free parameter given by the specific $f(T)$ form, by modifying the CAMB code to reflect the models described in the previous Section.

Also, we consider both the cases where the BBN consistency is considered or not. In the first case, the primordial helium fraction value is derived from the BBN consistency relation as a function of the baryon and radiation densities, and we use the PArthENoPE fitting table¹ to calculate such a primordial abundances of helium and deuterium. We refer to this case with “ f_i CDM BBN Consistency”. Instead, in the second case, the helium fraction is considered as a free parameter of the model, and we refer to this case with “ f_i CDM + Y_p ”. This choice to treat Y_p as a model parameter, and not derived from the BBN consistency relation, has been recently explored in the literature to resolve the so-called H_0 tension [15, 65–67]. Indeed, an higher radiation energy density, i.e. an higher Y_p value, imply a larger expansion rate of the Universe [68, 69]. In this work, we choose to explore a free Y_p to study if $f(T)$ gravity spontaneously recovers the primordial abundances predicted by the theory, and if the free parameter of $f(T)$ models shows any degeneration with the BBN abundance. It is worth mentioning that other BBN codes are available and may give slightly

¹ PArthENoPE website: <http://parthenope.na.infn.it/>

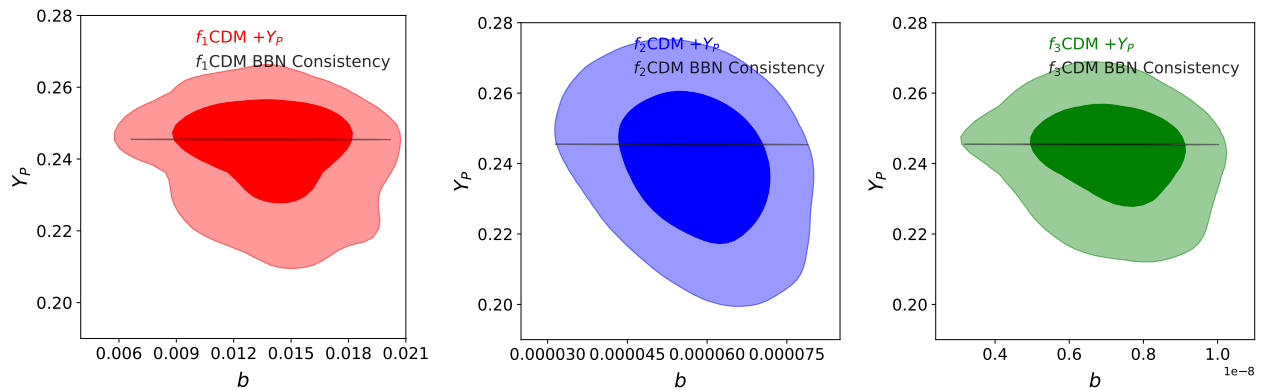


FIG. 4. Y_p - b plane for our analysis. Left: f_1 CDM model; Middle: f_2 CDM model, Right: f_3 CDM model.

different values of primordial abundances, however with an error inside $\Delta Y_p = 0.0003$ [27]. Here we use the code most widely employed and adopted also by the Planck collaboration [39].

Another important remark is in order at this point. In our analysis we are assuming that, at the end of BBN era, the Universe evolves with temperatures lower than 0.1 MeV. In other words, the initial conditions for the following Universe evolution, such as linear cosmological perturbations and non-interacting Cold Dark Matter, are in agreement with the $f(T)$ models we are considering. In this context, it is worth mentioning that, in the framework of $f(T)$ gravity, it is possible to address the today observed accelerated expansion as well as the clustering phenomena as effects related to the torsion fluid. Indeed, $f(T)$ gravity can mimic dark matter effects contributing to the structure formation, i.e. corrections to the Newtonian potential induced by $f(T)$ models can successfully address dark matter issues at any scale (see e.g. [72] for a detailed discussion of dark matter through $f(T)$ gravity in galaxies). According to these results, the BBN codes, based on CDM, can be assumed unchanged in $f(T)$ framework. As a consequence, because $f(T)$ gravity can mimic dark matter, all the initial conditions for the post-BBN phase result the same. Vice versa, viable $f(T)$ models can successfully satisfy the BBN constraints. See [25] for a discussion on this point.

In our analysis, we choose to work with flat priors, and consider purely adiabatic initial conditions, fixing the sum of neutrino masses to 0.06 eV. In particular, for the helium fraction Y_p , we explore the prior [0.1 : 0.6]. At this point, it is worth noticing that we can also test logarithmic priors for the new parameters, which in principle could be more suitable for the f_2 and f_3 models. Nevertheless we do not appreciate any significant improvement in the estimation and then we decide to show the results obtained only for the flat-prior choice because this procedure allow a more immediate comparison of the results.

We consider the joint data set of the following measurements:

- CMB measurements, through the Planck (2018)

data [70], using Plik “TT,TE,EE+lowE” likelihood by combination of temperature power spectra and cross correlation TE and EE over the range $\ell \in [30, 2508]$, the low- ℓ temperature Commander likelihood, and the low- ℓ SimAll EE likelihood. We refer to this data set as “CMB”;

- The lensing reconstruction power spectrum from the latest Planck satellite data release (2018) [70, 71], hereafter indicated with “lensing”;
- Baryon Acoustic Oscillation (BAO): we use distance measurements from 6dFGS [73], SDSS-MGS [74], and BOSS DR12 [75] surveys, as considered by the Planck collaboration;
- Hubble constant of latest Riess (2019) work (R19), $H_0 = 74.03 \pm 1.42$ km/s/Mpc [76], that is in tension at 4.4σ with CMB estimation within the minimal cosmological model. This measurement is implemented by default in the package COSMOMC by imposing a Gaussian prior for the Hubble parameter constraint.
- Pantheon compilation [77] of 1048 SNe Ia in the redshift range $0.01 < z < 2.3$, which provides accurate relative luminosity distances, hereafter indicated with “Pth”;
- Dark Energy Survey Year-One (DES) results that combine galaxy clustering and weak gravitational lensing measurements, using 1321 square degrees of imaging data [78].

V. RESULTS AND CONCLUSIONS

The results of the analysis are summarized in Tab. (I), where the constraints on free parameters of the theory, and some of the derived ones, are shown. Also, in Fig.(III) we show the plane $Y_p - \Omega_b h^2$ with superimposed direct measurements of Y_p by observations of helium

TABLE I. 68% confidence limits for the $f(T)$ CDM and Λ CDM analysis using CMB+lensing+BAO+R19+Pth+DES data

BBN Consistency				
	Λ CDM	f_1 CDM	f_2 CDM	f_3 CDM
$100\Omega_b h^2$	2.264 ± 0.013	2.251 ± 0.013	2.248 ± 0.014	2.249 ± 0.014
$\Omega_c h^2$	0.1170 ± 0.0008	0.1183 ± 0.0008	0.1189 ± 0.0010	0.1189 ± 0.0011
τ	0.061 ± 0.008	0.056 ± 0.007	0.054 ± 0.007	0.054 ± 0.008
$\ln(10^{10}A_s)$	3.053 ± 0.015	3.045 ± 0.014	3.041 ± 0.014	3.041 ± 0.015
n_s	0.972 ± 0.004	0.968 ± 0.004	0.967 ± 0.004	0.967 ± 0.004
b	–	$(1.4 \pm 0.3) \times 10^{-2}$	$(5.6 \pm 0.9) \times 10^{-5}$	$(6.8 \pm 1.3) \times 10^{-9}$
Y_p ^a	0.24550 ± 0.00005	0.24545 ± 0.00005	0.24543 ± 0.00005	0.24544 ± 0.00005
H_0	68.79 ± 0.36	73.85 ± 1.05	70.67 ± 0.82	70.14 ± 0.62
σ_8	0.806 ± 0.006	0.850 ± 0.010	0.824 ± 0.009	0.818 ± 0.007
ΔDIC	–	strongly preferred	moderately preferred	moderately preferred
Y_p free				
	Λ CDM+ Y_p	f_1 CDM+ Y_p	f_2 CDM+ Y_p	f_3 CDM+ Y_p
$100\Omega_b h^2$	2.270 ± 0.017	2.247 ± 0.016	2.242 ± 0.020	2.250 ± 0.017
$\Omega_c h^2$	0.1170 ± 0.0008	0.1184 ± 0.0008	0.1190 ± 0.0010	0.1190 ± 0.0010
τ	0.062 ± 0.008	0.056 ± 0.007	0.053 ± 0.007	0.053 ± 0.007
$\ln(10^{10}A_s)$	3.055 ± 0.016	3.044 ± 0.014	3.038 ± 0.015	3.039 ± 0.015
n_s	0.974 ± 0.006	0.967 ± 0.005	0.965 ± 0.007	0.966 ± 0.006
b	–	$(1.4 \pm 0.3) \times 10^{-2}$	$(5.7 \pm 0.9) \times 10^{-5}$	$(7.1 \pm 1.3) \times 10^{-9}$
Y_p ^b	0.250 ± 0.011	0.243 ± 0.010	0.239 ± 0.014	0.243 ± 0.010
H_0	68.87 ± 0.41	73.86 ± 1.09	70.68 ± 0.79	70.21 ± 0.59
σ_8	0.807 ± 0.007	0.851 ± 0.011	0.823 ± 0.009	0.818 ± 0.008
ΔDIC	–	strongly preferred	moderately preferred	moderately preferred

^a Derived parameter obtained from BBN consistency.

^b Free parameter of the model.

and hydrogen emission lines from metal-poor extragalactic H II regions, combined with estimates of metallicity, $Y_P = 0.2449 \pm 0.0040$ [31], consistent with the standard BBN estimate, $Y_P = 0.2477 \pm 0.0029$ [27, 29, 79]. We show that the considered $f(T)$ models are fully in agreement with direct and indirect measurements, i.e. the BBN result based on the Planck determination [39]. Noteworthy, the helium fraction parameter shows no correlation with the free parameter of the $f(T)$ gravity, avoiding the introduction of degeneration (see Fig.(4)).

We note that the introduction of the CMB likelihood in the analysis significantly improves the constraints on the $f(T)$ free model parameter, achieving an accuracy of 10^{-2} , 10^{-5} and 10^{-9} respectively for the case of power law, exponential and the square-root exponential $f(T)$ gravity. Our results confirm previous analysis using the full CMB likelihood [44], and constrain the $f(T)$ gravity parameter as different from zero at more than 3σ . This is particularly significant in the light of large scale data analysis results, where $f(T)$ parameters were compatible with zero in 1σ [43, 54–57]. In other words, these results show a preference of the analysed dataset for a deviation from the standard Λ CDM. We can infer that cosmic dynamics could constitute a probe for deviation with respect to GR (orTEGR). In particular, we note

that f_i CDM models prefers higher H_0 values with respect to the Λ CDM one (see Fig.III) and using the complete CMB likelihood improves the precision on the constraint of the $f(T)$ parameter and further relaxes the H_0 tension, even solving it in the case of f_1 CDM model. Noteworthy, this occurs both when BBN consistency is considered and when Y_p is treated as a free parameter. That is, a faster expansion is not achieved at the cost of extra amount of primordial abundances or a higher radiation density, but with a modification of gravity.

Finally, to compare $f(T)$ models with the Λ CDM, when constrained with data, we use the Deviance Information Criterion (DIC) [81]:

$$\text{DIC} := \chi_{\text{eff}}^2 + 2p_D, \quad (24)$$

where χ_{eff}^2 is the effective χ^2 corresponding to the maximum likelihood and $p_D = \bar{\chi}_{\text{eff}}^2 - \chi_{\text{eff}}^2$. The bar stands for the average of the posterior distribution. The DIC accounts for both the accuracy of fit and the bayesian complexity of the model. In Tab.I, we indicate the

$$\Delta \text{DIC} = \text{DIC}_{f(T)} - \text{DIC}_{\Lambda\text{CDM}}, \quad (25)$$

where we consider the convention based on Jeffreys' scale [82, 83] for which $\Delta \text{DIC} > 10/6/2$ provides, respectively, strong/moderate/weak evidence against $f(T)$ models.

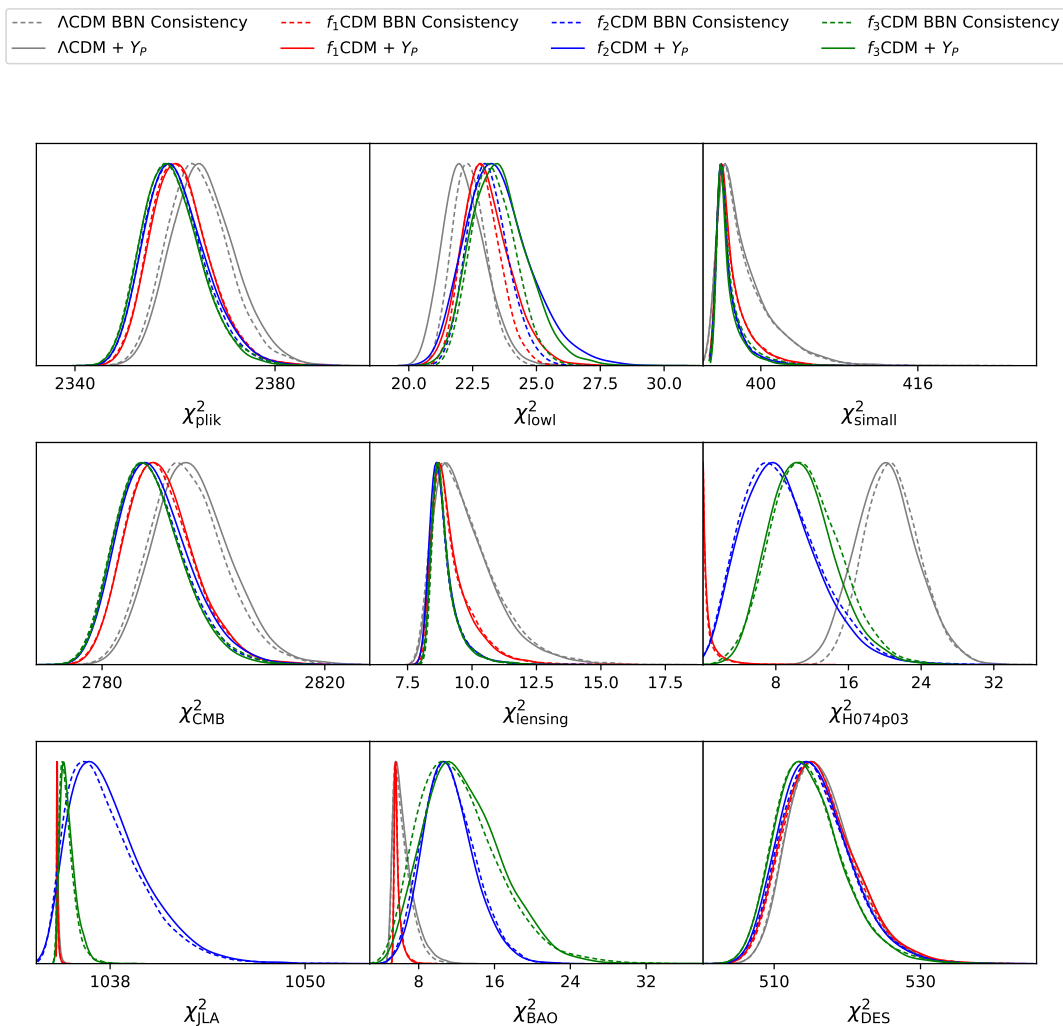


FIG. 5. Posterior distribution density of the χ^2 values of the several data used in the analysis.

We find that the analysed $f(T)$ models are always preferred over the standard one. This result is to be read as a preference of the data, especially of R19 Gaussian prior, for models with a current scale-dependent evolution. We detail, in Fig.(5), the χ^2 density posterior distributions of each dataset considered, which allows us to understand why the f_1 CDM model is preferred over others. Indeed, f_1 CDM minimizes the χ^2_{R19} , i.e it is more in agreement with the estimate of R19, as it can also be seen in Fig.(III). Also, we note that the high- ℓ CMB likelihood, the χ^2_{plik} , also shows lower values in the case of $f(T)$ models compared to the Λ CDM. The combination of these two effects brings a χ^2 value about 25 points lower than the standard model for the f_1 CDM. It is clear that the result would be different if the prior of R19 was removed in the choice of the dataset, since there would be no difference in χ^2_{R19} shown in Fig.(5). Furthermore, we would expect different evidences if instead of the Λ CDM model, we consider more general models like the w CDM model as reference, with w

different from the standard EoS of Λ CDM (see [24]).

In conclusion, in this paper we have considered $f(T)$ extensions of teleparallel gravity intended as corrections to TEGR where only the torsion scalar T is considered. In particular, we studied power law and exponential corrections, where the standard Λ CDM can be easily recovered. Specifically, we draw both the background and the linear perturbation evolution for three $f(T)$ models, implementing in a Boltzman solver code the theory and studying the theoretical predictions in the light of both large and small scale data. Our analysis constrain the free parameters of the theory with unprecedented precision, noting that the recovery of GR is out of more than 3σ . Also, when the helium fraction is treated as a free parameter of the models, its constrained value is fully compatible with both direct measurements of primordial abundance and the standard Big Bang Nucleosynthesis estimate, also allowing for a higher H_0 value than the standard cosmological model. Noteworthy, this allows

to significantly relax the tension on the value of the today observed Hubble constant, but also a worsening of the tension on σ_8 [14, 84, 85] since the correlation of the two parameters does not seem to be removed from $f(T)$ models.

Future CMB experiments, as COre [86], Stage IV CMB experiment [88] and SPT-3G [90], will better constrain the primordial abundances [91]. Also Euclid mission [92], combining it with the latest Planck data and with the future COre mission, clearly will help in breaking the degeneracy between the cosmological parameters, with a significant reduction of the error on Y_P . Finally,

Square Kilometre Array (SKA) mission is proved to be a promising tool to test gravity over a large range of scales and redshifts.

ACKNOWLEDGEMENTS

The authors acknowledge Istituto Nazionale di Fisica Nucleare (INFN), sezione di Napoli, iniziative specifiche QGSKY and MOONLIGHT-2. We also acknowledge the use of CosmoMC package. This work was developed thanks to the National Observatory (ON) computational support.

-
- [1] S. Capozziello and G. Lambiase, “Open problems in gravitational physics,” *Frascati Phys. Ser.* **58** (2014), 17
 - [2] B. Altschul *et al.*, “Quantum tests of the Einstein Equivalence Principle with the STE-QUEST space mission,” *Adv. Space Res.* **55**, 501 (2015)
 - [3] G. M. Tino, L. Cacciapuoti, S. Capozziello, G. Lambiase and F. Sorrentino, “Precision Gravity Tests and the Einstein Equivalence Principle,” *Prog. Part. Nucl. Phys.* **112**, 103772 (2020)
 - [4] G. K. Chakravarty, S. Mohanty and G. Lambiase, “Testing theories of gravity and supergravity with inflation and observations of the cosmic microwave background,” *Int. J. Mod. Phys. D* **26**, no. 13, 1730023 (2017)
 - [5] S. Nojiri, S. D. Odintsov and V. K. Oikonomou, “Modified Gravity Theories on a Nutshell: Inflation, Bounce and Late-time Evolution,” *Phys. Rept.* **692**, 1 (2017)
 - [6] G. Lambiase, S. Mohanty and A. R. Prasanna, “Neutrino coupling to cosmological background: A review on gravitational Baryo/Leptogenesis,” *Int. J. Mod. Phys. D* **22**, 1330030 (2013)
 - [7] A. Capolupo, S. M. Giampaolo, G. Lambiase and A. Quaranta, “Consequences of $f(T)$ Cosmology in Thermal Leptogenesis and Gravitino Late Abundance,” *Symmetry* **12**, no. 2, 300 (2020).
 - [8] L. Buoninfante, G. Lambiase and A. Stabile, “Testing fundamental physics with photon frequency shift,” *Eur. Phys. J. C* **80**, 122 (2020).
 - [9] L. Buoninfante, A. S. Koshelev, G. Lambiase and A. Mazumdar, “Classical properties of non-local, ghost- and singularity-free gravity,” *JCAP* **1809**, 034 (2018)
 - [10] L. Buoninfante, G. Lambiase, Y. Miyashita, W. Takebe and M. Yamaguchi, “Generalized ghost-free propagators in nonlocal field theories,” *Phys. Rev. D* **101**, 084019 (2020).
 - [11] L. Verde, T. Treu and A. G. Riess, “Tensions between the Early and the Late Universe”, *Nature Astronomy* 2019
 - [12] M. Benetti, W. Miranda, H. A. Borges, C. Pigozzo, S. Carneiro and J. S. Alcaniz”, “Looking for interactions in the cosmological dark sector, *JCAP* **1912**, no. 12, 023 (2019)
 - [13] L. L. Graef, M. Benetti and J. S. Alcaniz, “Primordial gravitational waves and the H0-tension problem”, *Phys. Rev. D* **99**, no. 4, 043519 (2019)
 - [14] M. Benetti, L. L. Graef and J. S. Alcaniz, “The H_0 and σ_8 tensions and the scale invariant spectrum”, *JCAP* **1807**, 066 (2018)
 - [15] J. L. Bernal, L. Verde and A. G. Riess, “The trouble with H_0 ”, *JCAP* **1610**, 019 (2016)
 - [16] R. Y. Guo, J. F. Zhang and X. Zhang, “Can the H_0 tension be resolved in extensions to Λ CDM cosmology?,” *JCAP* **02** (2019), 054
 - [17] K. Vattis, S. M. Koushiappas and A. Loeb, “Dark matter decaying in the late Universe can relieve the H0 tension,” *Phys. Rev. D* **99** (2019) no.12, 121302
 - [18] S. Pan, W. Yang, E. Di Valentino, E. N. Saridakis and S. Chakraborty, “Interacting scenarios with dynamical dark energy: Observational constraints and alleviation of the H_0 tension,” *Phys. Rev. D* **100** (2019), 103520
 - [19] S. Capozziello and M. De Laurentis, “Extended Theories of Gravity,” *Phys. Rept.* **509** (2011) 167
 - [20] Y. F. Cai, S. Capozziello, M. De Laurentis and E. N. Saridakis, “ $f(T)$ teleparallel gravity and cosmology,” *Rept. Prog. Phys.* **79**, no. 10, 106901 (2016).
 - [21] W. E. V. Barker, A. N. Lasenby, M. P. Hobson and W. J. Handley, “Mapping Poincaré cosmology to Horndeski theory for emergent dark energy,” [arXiv:2006.03581 [gr-qc]].
 - [22] W. E. V. Barker, A. N. Lasenby, M. P. Hobson and W. J. Handley, *Phys. Rev. D* **102**, no.2, 024048 (2020) doi:10.1103/PhysRevD.102.024048 [arXiv:2003.02690 [gr-qc]].
 - [23] S. Capozziello, R. D’Agostino and O. Luongo, “High-redshift cosmography: auxiliary variables versus Padé polynomials,” *Mon. Not. Roy. Astron. Soc.* **494** (2020) no.2, 2576
 - [24] S. Capozziello, R. D’Agostino and O. Luongo, “Extended Gravity Cosmography,” *Int. J. Mod. Phys. D* **28** (2019) no.10, 1930016
 - [25] S. Capozziello, G. Lambiase and E. N. Saridakis, “Constraining $f(T)$ teleparallel gravity by Big Bang Nucleosynthesis,” *Eur. Phys. J. C* **77**, no. 9, 576 (2017)
 - [26] G. Steigman, “Primordial Nucleosynthesis in the Precision Cosmology Era,” *Ann. Rev. Nucl. Part. Sci.* **57**, 463 (2007)
 - [27] R. H. Cyburt, B. D. Fields, K. A. Olive and T. H. Yeh, “Big Bang Nucleosynthesis: 2015,” *Rev. Mod. Phys.* **88**, 015004 (2016)
 - [28] G. J. Mathews, M. Kusakabe and T. Kajino, “Introduction to Big Bang Nucleosynthesis and Modern Cosmology,” *Int. J. Mod. Phys. E* **26**, no. 08, 1741001 (2017)

- [29] G. Steigman, “Neutrinos And Big Bang Nucleosynthesis,” *Adv. High Energy Phys.* **2012** (2012), 268321
- [30] Y. I. Izotov, T. X. Thuan and N. G. Guseva, “A new determination of the primordial He abundance using the He I $\lambda 10830$ Å emission line: cosmological implications,” *Mon. Not. Roy. Astron. Soc.* **445**, no. 1, 778 (2014)
- [31] E. Aver, K. A. Olive and E. D. Skillman, “The effects of He I $\lambda 10830$ on helium abundance determinations,” *JCAP* **1507**, no. 07, 011 (2015)
- [32] L. Sbordone *et al.*, “The metal-poor end of the Spite plateau. 1: Stellar parameters, metallicities and lithium abundances,” *Astron. Astrophys.* **522**, A26 (2010)
- [33] P. Francois, L. Pasquini, K. Biazzo, P. Bonifacio and R. Palsa, “Lithium abundance in the metal-poor open cluster NGC 2243,” *Astron. Astrophys.* **552**, A136 (2013)
- [34] R. Cooke, M. Pettini, R. A. Jorgenson, M. T. Murphy and C. C. Steidel, “Precision measures of the primordial abundance of deuterium,” *Astrophys. J.* **781**, no. 1, 31 (2014)
- [35] R. J. Cooke, M. Pettini, K. M. Nollett and R. Jorgenson, “The primordial deuterium abundance of the most metal-poor damped Ly α system,” *Astrophys. J.* **830**, no. 2, 148 (2016)
- [36] S. A. Balashev, E. O. Zavarygin, A. V. Ivanchik, K. N. Telikova and D. A. Varshalovich, “The primordial deuterium abundance: subDLA system at $z_{abs} = 2.437$ towards the QSO J 1444+2919,” *Mon. Not. Roy. Astron. Soc.* **458**, no. 2, 2188 (2016)
- [37] S. Riemer-Sørensen, S. Kotuš, J. K. Webb, K. Ali, V. Dumont, M. T. Murphy and R. F. Carswell, “A precise deuterium abundance: remeasurement of the $z = 3.572$ absorption system towards the quasar PKS1937–101,” *Mon. Not. Roy. Astron. Soc.* **468**, no. 3, 3239 (2017)
- [38] E. Zavarygin, J. Webb, S. Riemer-Sørensen and V. Dumont, “Primordial deuterium abundance at $z_{abs} = 2:504$ towards Q1009+2956,” *J. Phys. Conf. Ser.* **1038**, no.1, 012012 (2018)
- [39] N. Aghanim *et al.* [Planck Collaboration], “Planck 2018 results. VI. Cosmological parameters,” arXiv:1807.06209 [astro-ph.CO].
- [40] R. J. Cooke, M. Pettini and C. C. Steidel, “One Percent Determination of the Primordial Deuterium Abundance,” *Astrophys. J.* **855**, no. 2, 102 (2018)
- [41] K. Abazajian *et al.* [Topical Conveners: K.N. Abazajian, J.E. Carlstrom, A.T. Lee], “Neutrino Physics from the Cosmic Microwave Background and Large Scale Structure,” *Astropart. Phys.* **63**, 66-80 (2015)
- [42] S. Nesseris, S. Basilakos, E. N. Saridakis and L. Perivolaropoulos, “Viable $f(T)$ models are practically indistinguishable from Λ CDM,” *Phys. Rev. D* **88**, 103010 (2013)
- [43] R. C. Nunes, S. Pan and E. N. Saridakis, “New observational constraints on $f(T)$ gravity from cosmic chronometers,” *JCAP* **1608**, no. 08, 011 (2016)
- [44] R. C. Nunes, “Structure formation in $f(T)$ gravity and a solution for H_0 tension,” *JCAP* **1805**, no. 05, 052 (2018)
- [45] A. Golovnev and T. Koivisto, “Cosmological perturbations in modified teleparallel gravity models,” *JCAP* **11**, 012 (2018) doi:10.1088/1475-7516/2018/11/012 [arXiv:1808.05565 [gr-qc]].
- [46] C. P. Ma and E. Bertschinger, “Cosmological perturbation theory in the synchronous and conformal Newtonian gauges,” *Astrophys. J.* **455** (1995), 7-25
- [47] W. Hu, “Structure formation with generalized dark matter,” *Astrophys. J.* **506** (1998), 485-494
- [48] L. Xu and Y. Chang, “Equation of State of Dark Matter after Planck Data,” *Phys. Rev. D* **88** (2013), 127301
- [49] S. Kumar and L. Xu, “Observational constraints on variable equation of state parameters of dark matter and dark energy after Planck,” *Phys. Lett. B* **737**, 244-247 (2014) doi:10.1016/j.physletb.2014.08.059 [arXiv:1207.5582 [gr-qc]].
- [50] V. K. Oikonomou, “Viability of the intermediate inflation scenario with $F(T)$ gravity,” *Phys. Rev. D* **95**, no. 8, 084023 (2017)
- [51] G. R. Bengochea and R. Ferraro, “Dark torsion as the cosmic speed-up,” *Phys. Rev. D* **79** (2009), 124019
- [52] G. Dvali, G. Gabadadze and M. Porrati, “4-D gravity on a brane in 5-D Minkowski space,” *Phys. Lett. B* **485** (2000), 208-214
- [53] J. Levi Said, J. Mifsud, D. Parkinson, E. N. Saridakis, J. Sultana and K. Z. Adami, “Testing the violation of the equivalence principle in the electromagnetic sector and its consequences in $f(T)$ gravity,” [arXiv:2005.05368 [astro-ph.CO]].
- [54] J. Z. Qi, S. Cao, M. Biesiada, X. Zheng and H. Zhu, “New observational constraints on $f(T)$ cosmology from radio quasars,” *Eur. Phys. J. C* **77**, no.8, 502 (2017)
- [55] F. K. Anagnostopoulos, S. Basilakos and E. N. Saridakis, “Bayesian analysis of $f(T)$ gravity using $f\sigma_8$ data,” *Phys. Rev. D* **100**, no.8, 083517 (2019)
- [56] B. Xu, H. Yu and P. Wu, “Testing Viable $f(T)$ Models with Current Observations,” *Astrophys. J.* **855**, no.2, 89 (2018)
- [57] C. Escamilla-Rivera and J. Levi Said, “Cosmological viable models in $f(T, B)$ gravity as solutions to the H_0 tension,” to appear in *Classical and Quantum Gravity* 2020, doi:10.1088/1361-6382/ab939c
- [58] S. Basilakos, S. Capozziello, M. De Laurentis, A. Paliathanasis and M. Tsamparlis, “Noether symmetries and analytical solutions in $f(T)$ -cosmology: A complete study,” *Phys. Rev. D* **88**, 103526 (2013)
- [59] S. Capozziello, R. De Ritis, C. Rubano and P. Scudellaro, “Noether symmetries in cosmology,” *Riv. Nuovo Cim.* **19N4** (1996) 1.
- [60] A. Paliathanasis, “Using Noether symmetries to specify $f(R)$ gravity,” *J. Phys. Conf. Ser.* **453**, 012009 (2013)
- [61] E. V. Linder, “Einstein’s Other Gravity and the Acceleration of the Universe,” *Phys. Rev. D* **81** (2010), 127301
- [62] E. V. Linder, “Exponential Gravity,” *Phys. Rev. D* **80** (2009), 123528
- [63] K. Bamba, C. Geng, C. Lee and L. Luo, “Equation of state for dark energy in $f(T)$ gravity,” *JCAP* **01** (2011), 021
- [64] A. Lewis and S. Bridle, “Cosmological parameters from CMB and other data: A Monte Carlo approach,” *Phys. Rev. D* **66**, 103511 (2002)
- [65] E. Di Valentino, C. Gustavino, J. Lesgourgues, G. Mangano, A. Melchiorri, G. Miele and O. Pisanti, “Probing nuclear rates with Planck and BICEP2,” *Phys. Rev. D* **90**, no.2, 023543 (2014)
- [66] N. Schöneberg, J. Lesgourgues and D. C. Hooper, “The BAO+BBN take on the Hubble tension,” *JCAP* **10**, 029 (2019)
- [67] M. Benetti, L. L. Graef and J. S. Alcaniz, “Do joint CMB and HST data support a scale invariant spectrum?,” *JCAP* **04**, 003 (2017)

- [68] J. Hamann, J. Lesgourgues and G. Mangano, *JCAP* **03**, 004 (2008)
- [69] F. Iocco, G. Mangano, G. Miele, O. Pisanti and P. D. Serpico, “Primordial Nucleosynthesis: from precision cosmology to fundamental physics,” *Phys. Rept.* **472**, 1-76 (2009)
- [70] N. Aghanim *et al.* [Planck Collaboration], “Planck 2018 results. V. CMB power spectra and likelihoods,” arXiv:1907.12875 [astro-ph.CO].
- [71] N. Aghanim *et al.* [Planck], “Planck 2018 results. VIII. Gravitational lensing,” [arXiv:1807.06210 [astro-ph.CO]].
- [72] A. Finch and J. L. Said, “Galactic Rotation Dynamics in $f(T)$ gravity,” *Eur. Phys. J. C* **78**, no. 7, 560 (2018)
- [73] F. Beutler *et al.*, “The 6dF Galaxy Survey: Baryon Acoustic Oscillations and the Local Hubble Constant,” *Mon. Not. Roy. Astron. Soc.* **416**, 3017 (2011)
- [74] A. J. Ross, L. Samushia, C. Howlett, W. J. Percival, A. Burden and M. Manera, “The clustering of the SDSS DR7 main Galaxy sample - I. A 4 per cent distance measure at $z = 0.15$,” *Mon. Not. Roy. Astron. Soc.* **449**, no. 1, 835 (2015)
- [75] S. Alam *et al.* [BOSS Collaboration], “The clustering of galaxies in the completed SDSS-III Baryon Oscillation Spectroscopic Survey: cosmological analysis of the DR12 galaxy sample,” *Mon. Not. Roy. Astron. Soc.* **470**, no. 3, 2617 (2017)
- [76] A. G. Riess, S. Casertano, W. Yuan, L. M. Macri and D. Scolnic, “Large Magellanic Cloud Cepheid Standards Provide a 1% Foundation for the Determination of the Hubble Constant and Stronger Evidence for Physics beyond Λ CDM,” *Astrophys. J.* **876**, no. 1, 85 (2019)
- [77] D. M. Scolnic *et al.*, “The Complete Light-curve Sample of Spectroscopically Confirmed SNe Ia from Pan-STARRS1 and Cosmological Constraints from the Combined Pantheon Sample,” *Astrophys. J.* **859**, no. 2, 101 (2018)
- [78] T. M. C. Abbott *et al.* [DES Collaboration], “Dark Energy Survey year 1 results: Cosmological constraints from galaxy clustering and weak lensing,” *Phys. Rev. D* **98**, no. 4, 043526 (2018)
- [79] M. Peimbert, V. Luridiana and A. Peimbert, “Revised Primordial Helium Abundance Based on New Atomic Data,” *Astrophys. J.* **666** (2007), 636-646
- [80] D. Wang and D. Mota, “Can $f(T)$ gravity resolve the H_0 tension?,” arXiv:2003.10095 [astro-ph.CO].
- [81] D. J. Spiegelhalter, N. G. Best, B. P. Carlin and A. van der Linde, “Bayesian measures of model complexity and fit,” *J. Roy. Statist. Soc. B* **64** (2002) no.4, 583-639
- [82] H. Jeffreys, “The theory of probability”, Clarendon Press, Oxford (1998).
- [83] R. E. Kass and A. E. Raftery, “Bayes Factors”, *J. Am. Statist. Assoc.* **90**, no. 430, 773 (1995)
- [84] N. MacCrann, J. Zuntz, S. Bridle, B. Jain and M. R. Becker, “Cosmic Discordance: Are Planck CMB and CFHTLenS weak lensing measurements out of tune?,” *Mon. Not. Roy. Astron. Soc.* **451**, no. 3, 2877 (2015)
- [85] R. A. Battye, T. Charnock and A. Moss, “Tension between the power spectrum of density perturbations measured on large and small scales,” *Phys. Rev. D* **91**, no. 10, 103508 (2015)
- [86] E. Di Valentino *et al.* [CORE], “Exploring cosmic origins with CORE: Cosmological parameters,” *JCAP* **04** (2018), 017
- [87] K. N. Abazajian *et al.* [CMB-S4], “CMB-S4 Science Book, First Edition,” [arXiv:1610.02743 [astro-ph.CO]].
- [88] K. Abazajian *et al.* [CMB-S4], “CMB-S4 Decadal Survey APC White Paper,” *Bull. Am. Astron. Soc.* **51**, no.7, 209 (2019)
- [89] K. Abazajian, *et al.* [CMB-S4], “CMB-S4 Science Case, Reference Design, and Project Plan,” [arXiv:1907.04473 [astro-ph.IM]].
- [90] B. Benson *et al.* [SPT-3G], “SPT-3G: A Next-Generation Cosmic Microwave Background Polarization Experiment on the South Pole Telescope,” *Proc. SPIE Int. Soc. Opt. Eng.* **9153** (2014), 91531P
- [91] L. Salvati, L. Pagano, R. Consiglio and A. Melchiorri, “Cosmological constraints on the neutron lifetime,” *JCAP* **03** (2016), 055
- [92] L. Amendola *et al.* “Cosmology and fundamental physics with the Euclid satellite,” *Living Rev. Rel.* **21**, no.1, 2 (2018)
- [93] C. Heneka and L. Amendola, “General Modified Gravity With 21cm Intensity Mapping: Simulations and Forecast,” *JCAP* **10**, 004 (2018)