

Mirror Dark Matter and Electronic Recoil Events in XENON1T

Lei Zu,^{1,2} Guan-Wen Yuan,^{1,2} Lei Feng*,^{1,3,4} and Yi-Zhong Fan^{†1,2}

¹*Key Laboratory of Dark Matter and Space Astronomy,*

Purple Mountain Observatory, Chinese Academy of Sciences, Nanjing 210033, China

²*School of Astronomy and Space Science, University of Science and Technology of China, Hefei, Anhui 230026, China*

³*Joint Center for Particle, Nuclear Physics and Cosmology,*

Nanjing University – Purple Mountain Observatory, Nanjing 210093, China

⁴*School of Physics and Electronics, Shandong Normal University, Jinan 250358, China*

Recently, the XENON1T experiment has reported the possible detection of an excess in the electronic recoil spectrum. Such an excess may indicate the presence of new physics. In this work, we suggest that the scattering of mirror electrons with ordinary electrons through photon–mirror photon kinetic mixing with parameter $\epsilon \sim 10^{-12} (n_{e'}/0.2\text{cm}^{-3})^{-1/2} (v_c^0/5 \times 10^9 \text{ cm s}^{-1})^{1/2}$ may account for the excess electronic recoil events in XENON1T, where $n_{e'}$ is the density of mirror electron and v_c^0 is the cutoff velocity of the mirror electron arriving at the earth. Interestingly, this parameter to interpret the excess of XENON1T electronic recoil spectrum are consistent with the constrains of Darkside50.

PACS numbers: 03.65.Nk, 95.35.+d

I. INTRODUCTION

The existence of dark matter is one of the most mysterious question in modern physics. Many experiments, either direct or indirect, have been carried out to search for the signals of dark matter particles. Recently, the electronic recoil spectrum of the XENON1T experiment has been reported [1] with an unexpected excess at low energy. Though the significance of this signal is relatively low and the contribution of the tritium background should be better understood, the possible excess has attracted wide attention. This is because such an excess, if confirmed, would indicate the presence of new physics, as widely discussed in the literature [2–28]. Many models, including for example dark matter, neutrino magnetic moment, tritium components et.al[1–30], could provide a possible explanation for this excess.

In the mirror dark matter model, each of the known particles has a mirror partner and it interacts with ordinary particles through photon–mirror photon kinetic mixing [31–39]. Among various candidate particles for dark matter, the mirror dark matter is interesting and can be robustly confirmed or ruled out by the XENON1T experiment [42]. In this brief work we examine whether the mirror dark matter can account for the excess of low-energy electronic recoil spectrum or not.

Following [31], we assume that the hidden sector of mirror dark matter is exact the copy of the ordinary matter sector, so that the Lagrangian is

$$L = L_{SM}(e, \mu, d, \gamma, \dots) + L_{SM}(e', \mu', d', \gamma', \dots) + L_{mix}, \quad (1)$$

where the particle denoted with $'$ represents the corresponding mirror particle. Such a theory is motivated

from the symmetry of left and right handed chiral fields [31]. The allowed interaction terms, which are consistent with renormalizability and the symmetries of the theory, are $U(1)$ kinetic mixing interaction and Higgs–mirror Higgs quartic coupling [43, 44]

$$L_{mix} = \frac{\epsilon}{2} F^{\mu\nu} F'_{\mu\nu} + \lambda \Phi^\dagger \Phi \Phi'^\dagger \Phi', \quad (2)$$

where $F^{\mu\nu}$ ($F'_{\mu\nu}$) is the ordinary (mirror) $U(1)$ gauge boson field strength tensor and Φ (Φ') is the Higgs (mirror Higgs) field. In this work, we only consider the kinetic mixing of the photon and mirror photon as the interaction between ordinary and mirror particles because of the low energy scale compared to the energy of Higgs field. The astronomical, cosmological observations and the direct detection experiments based on nuclear recoil support the kinetic mixing on the scale about $\epsilon \sim 10^{-10} \sim 10^{-9}$ (see [31] for a review). The direct detection experiment Darkside50 provided an upper limit about $\epsilon \alpha \leq 1.5 \times 10^{-11}$ where $\alpha = (n_{e'}/0.2\text{cm}^{-3})^{1/2} (v_c^0/5 \times 10^9 \text{ cm s}^{-1})^{-1/2}$ [40]. And we will show in the following that electron-mirror electron scattering with the kinetic mixing $\epsilon \alpha \sim 10^{-12}$, which is below the limits of Darkside50, can yield a low energy excess in the electronic recoil spectrum of XENON1T. With ϵ in the range about $10^{-10} \sim 10^{-9}$, it suggests that either $v_c^0 \gg 50000 \text{ km/s}$ and/or $n_{e'} \ll 0.2\text{cm}^{-3}$ [41].

This work is structured as the following. In Section II we calculate the electron-mirror electron scattering. We then examine the role of mirror dark matter in shaping the electronic recoil spectrum of XENON1T in Section III. We summarize our results in Section IV.

II. ELECTRON-MIRROR ELECTRON SCATTERING

To explain the rotation curves in spiral galaxies, some previous studies have shown that the mirror dark mat-

*Corresponding author: fenglei@pmo.ac.cn

†Corresponding author: yzf@pmo.ac.cn

ter form a self-interacting spherically distributed plasma with the temperature of [31, 45, 46]

$$T \approx \frac{1}{2} \bar{m} v_{rot}^2, \quad (3)$$

where $\bar{m} = \sum n_i m_i / \sum n_i$ ($i=e', H', He' \dots$) is the mean mass of the particles in the plasma and v_{rot} is the galactic rotational velocity ($\sim 220 km/s$ for the Milky Way [31, 46, 47]). Thus the gas of mirror electron will have a Maxwellian velocity distribution

$$f_e(v) = e^{-\frac{1}{2} m_e v^2 / T}. \quad (4)$$

For the interaction cross section, the ordinary and mirror electron interacts through the photon-mirror photon kinetic mixing, which leads to the mirror electron holding a charge ϵe [31, 45]. This enables the mirror electron interacts with free ordinary electron through Rutherford scatter with cross section in the non-relativistic limit

$$\frac{d\sigma}{dE} = \frac{\lambda}{E^2 v^2}, \quad (5)$$

where

$$\lambda = \frac{2\pi \epsilon^2 \alpha^2}{m_e} \quad (6)$$

and E is the recoil energy of the target electron and v is the incoming electron velocity.

In this work, we adopt the approximation made in [42, 45] that the mirror electron scatter with only the loosely bound Xe electrons with the number of $g = 44$ [42]. With this approximation, the differential interaction rate is

$$\begin{aligned} \frac{dR}{dE} &= g N_T n_{e'} \int \frac{d\sigma}{dE} \frac{f_{e'}(v)}{k} |v| d^3v \\ &= g N_T n_{e'} \lambda \int_{|v| > v_{min}}^{\infty} \frac{f_{e'}(v)}{k|v|} d^3v. \end{aligned} \quad (7)$$

where the lower velocity limit is $v_{min} = \sqrt{\frac{2E_R}{m_e}}$, N_T is the number of target Xe atoms per tonne and $k = [\pi v_0^2(e')]^{3/2}$ is the Maxwellian distribution normalization factor.

However, some recent studies have revealed that the mirror electron distribution around the earth is strongly affected by the earth-bound dark matter [31, 40, 41]. Naive estimates would put the e' capture rate in the Earth several orders or magnitude higher than mirror nuclei capture rate, which is not possible as mirror electric charge would build up and modify the e' distribution, effectively shielding the detector from the halo e' particles. The actual shielding mechanism is quite complex however, as mirror E' and B' fields can be generated not only in the Earth but also in the halo plasma near the Earth, and collisional shielding can also play a role. It has been suggested in [41] that the effect of this shielding is to not only suppress the e' number density at the detector, but also to effectively provide a velocity cut-off

where only the high velocity tail of the e' distribution reaches the detector.

In [40], the author proposed a simple model assuming the dark electron velocity distribution with a mean speed, $\langle |v| \rangle \gg v_{min}$. This condition could only be valid for electron recoil energies below some threshold, $E_R < E_R^T$, since $v_{min} \propto E_R$. For the energy recoil greater than E_R^T , the scattering rate is strongly suppressed.

The integration of eq.(7) then becomes

$$\frac{dR}{dE} = g N_T n_{e'} \frac{\lambda}{v_c^0 E_R^2} \quad \text{for } E_R < E_R^T, \quad (8)$$

where $\frac{1}{v_c^0} \equiv \int_{|v| > v_{min}}^{\infty} \frac{f_{e'}(v)}{k|v|} d^3v$ and $E_R^T \sim \frac{1}{2} m_e (v_c^0)^2$. Given the assumption that $\langle |v| \rangle \gg v_{min}$ for $E < E_R^T$, v_c^0 is independent on the E_R here.

III. THE RESULTS

To compare with the experimental result, we need to convolve the expression of eq.(8) with the energy resolution, a Gaussian distribution with energy-dependent width [1]

$$\frac{dR}{dE_m} = \frac{1}{\sigma \sqrt{2\pi}} \int \frac{dR}{dE} e^{-(E-E_m)^2/2\sigma^2} dE \quad (9)$$

where E_m is the measured recoil energy and σ is the detector averaged resolution [48] that reads

$$\sigma = E_m \times \left(\frac{31.71}{E_m} + 0.15 \right) \%, \quad \text{For } E_m \sim \text{keV}. \quad (10)$$

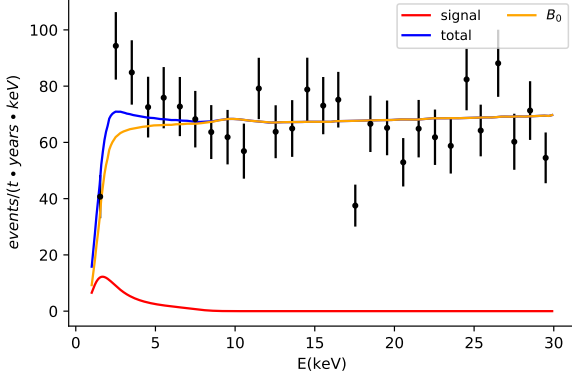
And we also need to take into account the detector efficiency, which is reported in [1]. So the final expression to be compared with the data is

$$\frac{dR}{dE_m} = \frac{1}{\sigma \sqrt{2\pi}} \int_{1 \text{ keV}}^{E_R^T} \frac{dR}{dE} e^{-(E-E_m)^2/2\sigma^2} \times \gamma(E) dE, \quad (11)$$

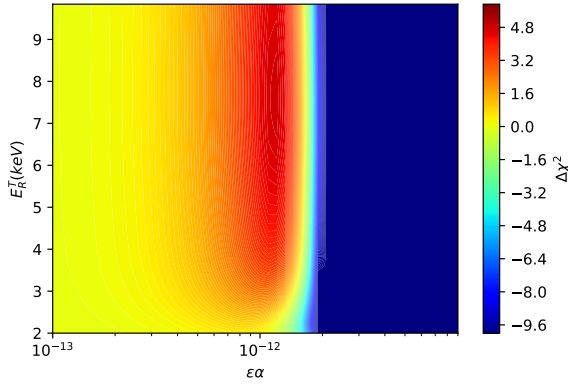
where $\gamma(E)$ represents the detector efficiency.

With the definition $\alpha = \sqrt{\frac{n_{e'}/0.2 \text{ cm}^{-3}}{v_c^0/50000 \text{ km/s}}}$, we have $\frac{dR}{dE} \propto (\epsilon \alpha)^2$ according to eq.(8). Thus there are two free parameters, E_R^T and $\epsilon \alpha$, for the scattering rate. The fit results are shown in Fig.1. The best fit result ($\Delta\chi^2 = 4.8$, p value < 0.1) with $\epsilon \alpha = 1.2 \times 10^{-12}$ and $E_R^T = 7.6 \text{ keV}$ is shown in Fig.(a). The signal from mirror electron scattering rises below 5keV and peaks at about 2keV, which has been predicted in [42, 45]. The $\Delta\chi^2 \equiv \chi^2(\text{only background } B_0) - \chi^2(\text{with mirror electron model})$ contour map is shown in Fig.(b). Fitting result is highly correlated to $\epsilon \alpha$ and weakly to E_R^T for $E_R^T > 4 \text{ keV}$. Mirror electron model with $\epsilon \alpha \sim 10^{-12}$ and $E_R^T \geq 4 \text{ keV}$ provides a good fit for the low energy recoil spectrum. These parameters are well within limits of Darkside50 ($\epsilon \alpha \leq 1.5 \times 10^{-11}$).

It is also interesting to note that the mirror electron model can also fit the peak around 2keV but at the cost



(a) $\epsilon\alpha = 1.2 \times 10^{-12}$, $E_R^T = 7.6 \text{ keV}$



(b) $\Delta\chi^2$

FIG. 1: Fig.(a) is the best fit result ($\Delta\chi^2 = 4.8$, p value < 0.1) with $\epsilon\alpha = 1.2 \times 10^{-12}$ and $E_R^T = 7.6 \text{ keV}$. The orange line is the B_0 background in [1]. The red line is the signal from mirror electron scattering and the blue line is the total events predicted by the model. Fig.(b) is the $\Delta\chi^2$ contour map, where $\Delta\chi^2 = \chi^2(\text{only background } B_0) - \chi^2(\text{with mirror electron model})$. The x-axis is the $\epsilon\alpha$ and the y-axis is the E_R^T .

of the error of first data point ($E_R \sim 1 \text{ keV}$), which leads to a higher $\Delta\chi^2$. Such fit result is shown in Fig.2 for example.

Considering the limited understanding on the ^3H background [1], we fit the data with an unconstrained tritium component. The best fit result and the $\Delta\chi^2$ contour map is shown in Fig.3. The tritium component signal is comparable with the mirror electron scattering for the best fit result.

The kinetic mixing constant ϵ suggested by the small scale structure and the mirror big bang nucleosynthesis is about $\sim 10^{-10}$ [31]. With the $\epsilon\alpha \sim 10^{-12}$ supported by the Xenon1T low energy electron recoil spectrum, $\epsilon \sim 10^{-10}$ suggests that $\alpha \sim 10^{-2}$, which means either $v_c^0 \gg 50000 \text{ km/s}$ and/or $n_{e'} \ll 0.2 \text{ cm}^{-3}$. The shielding effects and the incomplete ionized mirror particles could provide

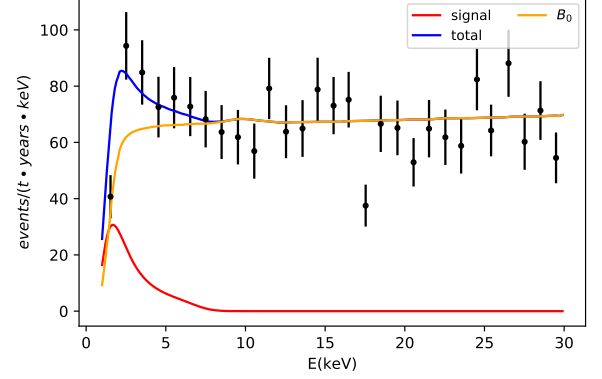
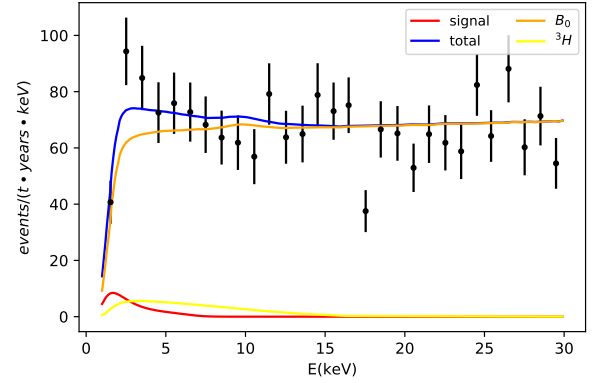
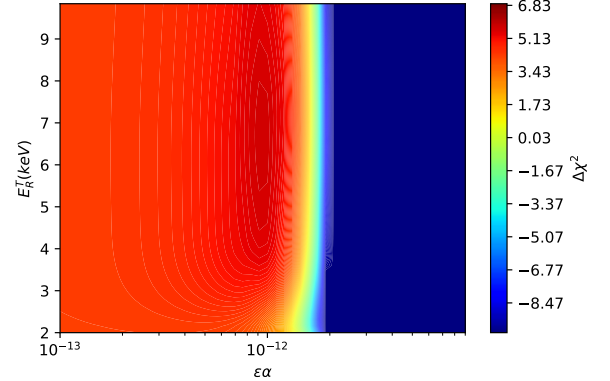


FIG. 2: The fit result with $E_R^T = 7 \text{ keV}$ and $\epsilon\alpha = 1.9 \times 10^{-12}$.



(a) $\epsilon\alpha = 9.1 \times 10^{-13}$, $E_R^T = 6.6 \text{ keV}$



(b) $\Delta\chi^2$

FIG. 3: Fig.(a) is the best fit result ($\Delta\chi^2 = 5.7$) including an unconstrained tritium component with $\epsilon\alpha = 9.1 \times 10^{-13}$ and $E_R^T = 6.6 \text{ keV}$. The yellow line represents the ^3H component. Fig.(b) is the $\Delta\chi^2 = \chi^2(\text{only background } B_0) - \chi^2(\text{with } ^3\text{H and mirror electron model})$ contour map, but with an unconstrained ^3H component.

several explanations for the $\alpha \ll 1$ [41]. And we will focus on this issue in our future work.

IV. CONCLUSION

In this work, we suggest that the mirror dark matter model may account for the low energy electronic recoil spectrum in XENON1T. The allowing parameter space ($\epsilon\alpha \sim 10^{-12}$ and E_R^T) is within the limits of Darkside50. In 2020, several experiments such as XENONnT[51], LUX-ZEPLIN[52], PandaX-4T[53], will start their per-

formance. In a few years, the electronic recoil spectrum, in particular in the low energy range, will be independently measured by these experiments with much higher accuracy. The mirror dark matter interpretation for the current potential excess will be stringently tested.

Acknowledgments: We thank R. Foot for theoretical discussion. This work is supported by the National Key Research and Development Program of China (Grant No. 2016YFA0400200), the National Natural Science Foundation of China (Grants No. 11525313, No. 11773075, No. U1738210, No. U1738136, and No. U1738206), the 100 Talents Program of Chinese Academy of Sciences.

-
- [1] E. Aprile et al., arXiv:2006.09721 (2020)
 - [2] Haipeng An, Maxim Pospelov, Josef Pradler and Adam Ritz, arXiv:2006.13929 (2020)
 - [3] Masha Baryakhtar, Asher Berlin, Hongwan Liu, Neal Weiner, arXiv:2006.13918
 - [4] Yongsoo Jho, Jong-Chul Park, Seong Chan Park, Po-Yan Tseng, arXiv:2006.13910
 - [5] Alan E. Robinson, arXiv:2006.13278
 - [6] Gordan Krnjaic, arXiv:2006.13224
 - [7] Hyun Min Lee, arXiv:2006.13183
 - [8] R. Primulando, J. Julio, P. Uttayarat, arXiv:2006.13161
 - [9] Kazunori Nakayama, Yong Tang, arXiv:2006.13159
 - [10] Amir N. Khan, arXiv:2006.12887
 - [11] Ujjal Kumar Dey, Tarak Nath Maity, Tirtha Sankar Ray, arXiv:2006.12529
 - [12] Jatan Buch, Manuel A. Buen-Abad, JiJi Fan, John Shing Chau Leung, arXiv:2006.12488
 - [13] Luca Di Luzio, Marco Fedele, Maurizio Giannotti, Federico Mescia, Enrico Nardi, arXiv:2006.12487
 - [14] Gil Paz, Alexey A. Petrov, Michele Tammaro, Jure Zupan, arXiv:2006.12462
 - [15] Nicole F. Bell, James B. Dent, Bhaskar Dutta, Sumit Ghosh, Jason Kumar, Jayden L. Newstead, arXiv:2006.12461
 - [16] D. Aristizabal Sierra, V. De Romeri, L. J. Flores, D. K. Papoulias, arXiv:2006.12457
 - [17] Yifan Chen, Jing Shu, Xiao Xue, Guanwen Yuan, Qiang Yuan, arXiv:2006.12447
 - [18] Gongjun Choi, Motoo Suzuki, Tsutomu T. Yanagida, arXiv:2006.12348
 - [19] Mingxuan Du, Jinhan Liang, Zuowei Liu, Van Que Tran, Yilun Xue, arXiv:2006.11949
 - [20] Keisuke Harigaya, Yuichiro Nakai, Motoo Suzuki, arXiv:2006.11938
 - [21] Andreas Bally, Sudip Jana, Andreas Trautner, arXiv:2006.11919
 - [22] Liangliang Su, Wenyu Wang, Lei Wu, Jin Min Yang, Bin Zhu, arXiv:2006.11837
 - [23] Bartosz Fornal, Pearl Sandick, Jing Shu, Meng Su, Yue Zhao, arXiv:2006.11264
 - [24] Celine Boehm, David G. Cerdeno, Malcolm Fairbairn, Pedro A. N. Machado, Aaron C. Vincent, arXiv:2006.11250
 - [25] G. Alonso-lvarez, F. Ertas, J. Jaeckel, F. Kahlhoefer, L. J. Thormaehlen, arXiv:2006.11243
 - [26] Dorian Warren Praia do Amaral, David G. Cerdeno, Patrick Foldenauer, Elliott Reid, arXiv:2006.11225
 - [27] Kristjan Kannike, Martti Raidal, Hardi Veerme, Alessandro Strumia, Daniele Teresi, arXiv:2006.10735
 - [28] Fuminobu Takahashi, Masaki Yamada, Wen Yin, arXiv:2006.10035
 - [29] N. F. Bell, M. Gorchtein, M. J. Ramsey-Musolf, P. Vogel, and P. Wang, Phys. Lett. B **642**, 377383 (2006)
 - [30] N. F. Bell, V. Cirigliano, M. J. Ramsey-Musolf, P. Vogel, and M. B. Wise, Phys. Rev. L **95**, 14 (2005)
 - [31] R. Foot, Int. J. Mod. Phys. A, **29**, 1430013 (2014)
 - [32] Koren, Seth, and Robert McGehee, Phys. Rev. D **101**, 055024 (2020)
 - [33] R. Foot and S. Vagnozzi, Phys. Rev. D **91**, 023512 (2015)
 - [34] R. Foot and S. Vagnozzi, Phys. Lett. B **748**, 61 (2015)
 - [35] R. Foot and S. Vagnozzi, JCAP **1607**, 013 (2016)
 - [36] Ya.B.Zeldovich and M.Yu.Khlopov, Sov. Phys. Uspekhi (1981) V.24, PP.755-774
 - [37] S.I.Blinnikov and M.Yu.Khlopov, Sov.J.Nucl.Phys. (1982) V.36, PP.472-474
 - [38] S.I.Blinnikov and M.Yu.Khlopov, Sov. Astron. (1983) V. 27, PP. 371-355
 - [39] M.Yu.Khlopov, G.M.Beskin, N.G.Bochkarev, L.A.Pustilnik and S.A.Pustilnik, Sov.Astron. (1991) V.35, PP.21-30
 - [40] R.Foot, Phys. Lett. B **785**, 403 (2018)
 - [41] R.Foot Phys. Lett. B, **789**, 592 (2019).
 - [42] J. D. Clarke, R. Foot. Physics Letters B **766** (2017)
 - [43] R. Foot and X-G. He, Phys. Lett.B **267**, 509 (1991)
 - [44] R. Foot, H. Lew and R. R. Volkas, Phys. Lett. B **272**, 67 (1991);
 - [45] R.Foot, Phys.Rev.D 80: 091701 (2009)
 - [46] R. Foot and R. R. Volkas, Phys. Rev. D **70**, 123508 (2004)
 - [47] M. J. Reid et al., arXiv: 0902.3928 (2009)
 - [48] E. Aprile et al., arXiv: 2003.03825 (2020)
 - [49] R. Foot, Phys. Rev. D **78**, 043529 (2008)
 - [50] Haipeng An, Maxim Pospelov, Josef Pradler and Adam Ritz, Phys. Rev. Lett. **120**, 141801 (2018)
 - [51] <https://xenonn.org>
 - [52] <https://luxzeplin.org>
 - [53] Hongguang Zhang et al., Science China Physics, Mechanics and Astronomy **62.3** (2018)