

Mirror Dark Matter and Electronic Recoil Events in XENON1T

Lei Zu,^{1,2} Guan-Wen Yuan,^{1,2} Lei Feng,^{1,3} and Yi-Zhong Fan^{1,2}

¹*Key Laboratory of Dark Matter and Space Astronomy,*

Purple Mountain Observatory, Chinese Academy of Sciences, Nanjing 210033, China

²*School of Astronomy and Space Science, University of Science and Technology of China, Hefei, Anhui 230026, China*

³*College of Physics, Qingdao University, Qingdao 266071, China*

Recently, the XENON1T experiment has reported the possible detection of an excess in the electronic recoil spectrum. Such an excess may indicate the presence of new physics. In this work, we suggest that the scattering of mirror electrons with ordinary electrons through photon–mirror photon kinetic mixing with coupling parameter $\epsilon \sim 10^{-10}$ may account for the excess electronic recoil events in XENON1T. Moreover, the parameters to interpret the excess of XENON1T electronic recoil spectrum are roughly consistent with the astronomical observation prediction and other direct detection experiments.

PACS numbers: 03.65.Nk, 95.35.+d

I. INTRODUCTION

The existence of dark matter is one of the most mysterious question in modern physics. Many experiments, either direct or indirect, have been carried out to search for the signals of dark matter particles. Recently, the electronic recoil spectrum of the XENON1T experiment has been reported [1] with an unexpected excess at low energy. Though the significance of this signal is relatively low and the contribution of the tritium background should be better understood, the possible excess has attracted wide attention. This is because such an excess, if confirmed, would indicate the presence of new physics, as widely discussed in the literature [2–28].

In the mirror dark matter model, each of the known particles has a mirror partner and it interacts with ordinary particles through photon–mirror photon kinetic mixing [29]. Among various candidate particles for dark matter, the mirror dark matter is interesting and can be robustly confirmed or ruled out by the XENON1T experiment [30]. In this brief work we examine whether the mirror dark matter can account for the excess of low-energy electronic recoil spectrum or not.

Following [29], we assume that the hidden sector of mirror dark matter is exact the copy of the ordinary matter sector, so that the Lagrangian is

$$L = L_{SM}(e, \mu, d, \gamma, \dots) + L_{SM}(e', \mu', d', \gamma', \dots) + L_{mix}, \quad (1)$$

where the particle denoted with $'$ represents the corresponding mirror particle. Such a theory is motivated from the symmetry of left and right handed chiral fields [29]. The allowed interaction terms, which are consistent with renormalizability and the symmetries of the theory, are $U(1)$ kinetic mixing interaction and Higgs–mirror Higgs quartic coupling [31, 32]

$$L_{mix} = \frac{\epsilon}{2} F^{\mu\nu} F'_{\mu\nu} + \lambda \Phi^\dagger \Phi \Phi'^\dagger \Phi', \quad (2)$$

where $F^{\mu\nu}$ ($F'_{\mu\nu}$) is the ordinary (mirror) $U(1)$ gauge boson field strength tensor and Φ (Φ') is the Higgs (mirror

Higgs) field. In this work, we only consider the kinetic mixing of the photon and mirror photon as the interaction between ordinary and mirror particles because of the low energy scale compared to the energy of Higgs field. The astronomical, cosmological observations and the direct detection experiments support the kinetic mixing on the scale about $\epsilon \sim 10^{-9}$ (see [29] for a review). And the mixing about this scale leads to a rise in electron recoils due to the electron-mirror electron scattering in the low energy direct detection experiments [30, 33]. And we will show in the following that electron-mirror electron scattering with the kinetic mixing roughly on the scale $10^{-11} - 10^{-9}$ can yield a low energy excess in the electronic recoil spectrum of XENON1T.

This work is structured as the following. In Section II we calculate the electron-mirror electron scattering. We then examine the role of mirror dark matter in shaping the electronic recoil spectrum of in XENON1T in Section III. We summarize our results in Section IV.

II. ELECTRON-MIRROR ELECTRON SCATTERING

Assuming the mirror particles are totally ionized and the mass is dominated by H' and He' , the mirror electron number density is

$$n_{e'} = \frac{\rho}{m_p} \left(1 - \frac{Y_{He'}}{2}\right), \quad (3)$$

where ρ is the local dark matter density ($\rho = \frac{0.3 \text{ GeV}}{\text{cm}^3}$) and m_p is the mass of mirror proton (the same as proton). $Y_{He'}$ is the mass fraction of He' with $Y_{He'} \equiv n_{He'} m_{He'} / (n_{H'} m_{H'} + n_{He'} m_{He'})$.

To explain the rotation curves in spiral galaxies, some previous studies have shown that the mirror dark matter form a self-interacting spherically distributed plasma with the temperature of [29, 33, 34]

$$T \approx \frac{1}{2} \bar{m} v_{rot}^2, \quad (4)$$

where $\bar{m} = \sum n_i m_i / \sum n_i$ ($i=e', H', He'...$) is the mean mass of the particles in the plasma and v_{rot} is the galactic rotational velocity ($\sim 220 \text{ km/s}$ for the Milky Way [29, 34, 35]). We have $\bar{m} = m_p / (2 - \frac{5}{4} Y_{He'})$ for the dominant H' and He' components. Thus the gas of mirror electron will have a Maxwellian velocity distribution

$$f_e(v) = e^{-\frac{1}{2} m_e v^2 / T}. \quad (5)$$

For the interaction cross section, the ordinary and mirror electron interacts through the photon-mirror photon kinetic mixing, which leads to the mirror electron holding a charge ϵe [29, 33]. This enables the mirror electron interacts with free ordinary electron through Rutherford scatter with cross section in the non-relativistic limit

$$\frac{d\sigma}{dE} = \frac{\lambda}{E^2 v^2}, \quad (6)$$

where

$$\lambda = \frac{2\pi \epsilon^2 \alpha^2}{m_e} \quad (7)$$

and E is the recoil energy of the target electron and v is the incoming electron velocity.

In this work, we adopt the approximation made in [30, 33] that the mirror electron scatter with only the loosely bound Xe electrons with the number of $g = 44$ [30]. With this approximation, the differential interaction rate is

$$\frac{dR}{dE} = g N_T n_{e'} \int \frac{d\sigma}{dE} \frac{f_{e'}(v)}{k} |v| d^3 v. \quad (8)$$

where N_T is the number of target Xe atoms per tonne and $k = [\pi v_0^2 (e')]^{3/2}$ is the Maxwellian distribution normalization factor.

After integration we obtain

$$\frac{dR}{dE} = g N_T n_{e'} \frac{\lambda}{E^2} \left(\frac{2e^{-x^2}}{\sqrt{\pi} v_0 (e')} \right), x = \frac{\sqrt{2E/m_e}}{v_0}. \quad (9)$$

III. THE RESULTS

To compare with the experimental result, we need to convolve the expression of eq.(9) with the energy resolution, a Gaussian distribution with energy-dependent width [1]

$$\frac{dR}{dE_m} = \frac{1}{\sigma \sqrt{2\pi}} \int \frac{dR}{dE} e^{-(E-E_m)^2/2\sigma^2} dE \quad (10)$$

where E_m is the measured recoil energy and σ is the detector averaged resolution[36], and

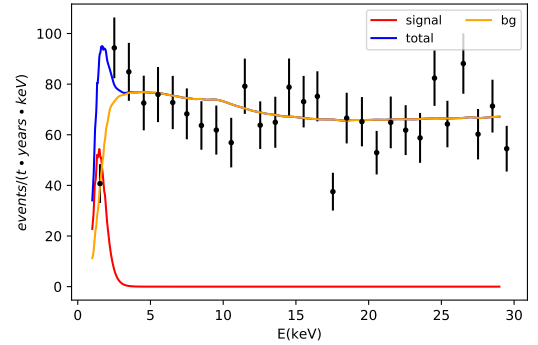
$$\sigma = E_m \times \left(\frac{31.71}{E_m} + 0.15 \right) \%. \quad (11)$$

And we also need to take into account the detector efficiency, which is reported in [1]. So the final expression

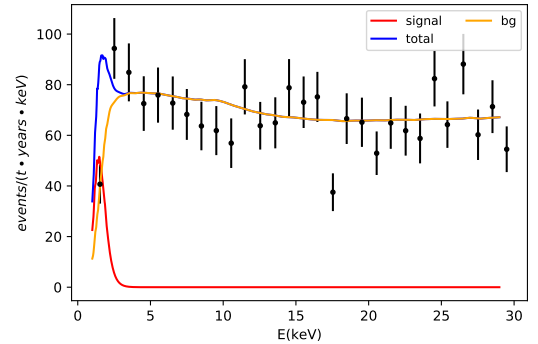
to be compared with the data is

$$\frac{dR}{dE_m} = \frac{1}{\sigma \sqrt{2\pi}} \int_{1 \text{ keV}}^{210 \text{ keV}} \frac{dR}{dE} e^{-(E-E_m)^2/2\sigma^2} dE \times \alpha(E_m) \quad (12)$$

where $\alpha(E_m)$ represents the detector efficiency. The results are show in Fig.1. The signal of mirror electron scattering contributes to a peak below 2keV, as predicted by [30, 33]. We therefore just found a rough consistency with the XENON1T data for $\epsilon \sim \text{a few} \times 10^{-10}$. Such a parameter is consistent with the previous astrophysical prediction and other direct detection experiments such as CoGeNT [29] and CDMS [33] and the astrophysical and cosmological predictions [29].



(a) $Y_{He'} = 0.9, \epsilon = 2.3 \times 10^{-10}$



(b) $Y_{He'} = 0.8, \epsilon = 3 \times 10^{-10}$

FIG. 1: Mirror dark matter supported by the XENON1T data. The orange line is the background in [1] ($B_0 + {}^3\text{H}$). The red line is the signal from mirror electron scattering and the blue line is the total events predicted by the model. The parameters used is shown in the sublabel.

Assuming some mirror electron boost machine process [23, 38] and considering the uncertainty for the estimation of the mirror electron velocity, we take the v_0 , which represents the equivalent temperature, as a free parameter. The result is shown in Fig. 2, which provides a better result than the case of the fixed v_0 . However, the required $V_0 \sim 0.1c$ seems to be too high, where c is the speed of light. We consider this result preliminary and

directive in our future work.

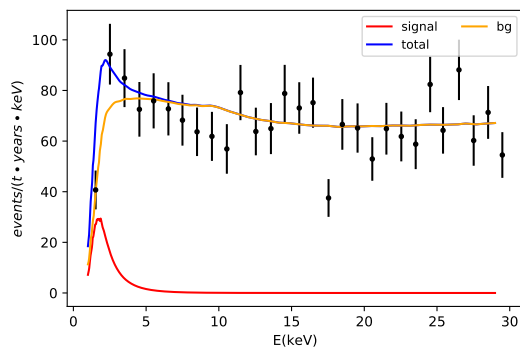


FIG. 2: The same as Fig.1 with v_0 a free parameter. Here we use $v_0 = 0.1c$, $Y_{He'} = 0.8$, $\epsilon = 1.2 \times 10^{-11}$, where c represents the speed of light.

IV. CONCLUSION

In this work, we suggest that the mirror dark matter model may account for the low energy electronic re-

coil spectrum in XENON1T. The allowing parameter space ($\epsilon \sim 10^{-11} - 10^{-9}$) is consistent with other direct detection experiments and the astrophysical, cosmological prediction. In 2020, several experiments such as XENONnT[39], LUX-ZEPLIN[40], PandaX-4T[41], will start their performance. In a few years, the electronic recoil spectrum, in particular in the low energy range, will be independently measured by these experiments with much higher accuracy. The mirror dark matter interpretation for the current potential excess will be stringently tested.

Acknowledgments: This work is supported by the National Key Research and Development Program of China (Grant No. 2016YFA0400200), the National Natural Science Foundation of China (Grants No. 11525313, No. 11773075, No. U1738210, No. U1738136, and No. U1738206), the 100 Talents Program of Chinese Academy of Sciences.

-
- [1] E. Aprile et al., arXiv:2006.09721 (2020)
 - [2] Haipeng An, Maxim Pospelov, Josef Pradler and Adam Ritz, arXiv:2006.13929 (2020)
 - [3] Masha Baryakhtar, Asher Berlin, Hongwan Liu, Neal Weiner, arXiv:2006.13918
 - [4] Yongsoo Jho, Jong-Chul Park, Seong Chan Park, Po-Yan Tseng, arXiv:2006.13910
 - [5] Alan E. Robinson, arXiv:2006.13278
 - [6] Gordan Krnjaic, arXiv:2006.13224
 - [7] Hyun Min Lee, arXiv:2006.13183
 - [8] R. Primulando, J. Julio, P. Uttayarat, arXiv:2006.13161
 - [9] Kazunori Nakayama, Yong Tang, arXiv:2006.13159
 - [10] Amir N. Khan, arXiv:2006.12887
 - [11] Ujjal Kumar Dey, Tarak Nath Maity, Tirtha Sankar Ray, arXiv:2006.12529
 - [12] Jatan Buch, Manuel A. Buen-Abad, JiJi Fan, John Shing Chau Leung, arXiv:2006.12488
 - [13] Luca Di Luzio, Marco Fedele, Maurizio Giannotti, Federico Mescia, Enrico Nardi, arXiv:2006.12487
 - [14] Gil Paz, Alexey A. Petrov, Michele Tammaro, Jure Zupan, arXiv:2006.12462
 - [15] Nicole F. Bell, James B. Dent, Bhaskar Dutta, Sumit Ghosh, Jason Kumar, Jayden L. Newstead, arXiv:2006.12461
 - [16] D. Aristizabal Sierra, V. De Romeri, L. J. Flores, D. K. Papoulias, arXiv:2006.12457
 - [17] Yifan Chen, Jing Shu, Xiao Xue, Guanwen Yuan, Qiang Yuan, arXiv:2006.12447
 - [18] Gongjun Choi, Motoo Suzuki, Tsutomu T. Yanagida, arXiv:2006.12348
 - [19] Mingxuan Du, Jinhan Liang, Zuwei Liu, Van Que Tran, Yilun Xue, arXiv:2006.11949
 - [20] Keisuke Harigaya, Yuichiro Nakai, Motoo Suzuki, arXiv:2006.11938
 - [21] Andreas Bally, Sudip Jana, Andreas Trautner, arXiv:2006.11919
 - [22] Liangliang Su, Wenyu Wang, Lei Wu, Jin Min Yang, Bin Zhu, arXiv:2006.11837
 - [23] Bartosz Fornal, Pearl Sandick, Jing Shu, Meng Su, Yue Zhao, arXiv:2006.11264
 - [24] Celine Boehm, David G. Cerdeno, Malcolm Fairbairn, Pedro A. N. Machado, Aaron C. Vincent, arXiv:2006.11250
 - [25] G. Alonso-Ivarez, F. Ertas, J. Jaeckel, F. Kahlhoefer, L. J. Thormaehlen, arXiv:2006.11243
 - [26] Dorian Warren Praia do Amaral, David G. Cerdeno, Patrick Foldenauer, Elliott Reid, arXiv:2006.11225
 - [27] Kristjan Kannike, Martti Raidal, Hardi Veerme, Alessandro Strumia, Daniele Teresi, arXiv:2006.10735
 - [28] Fuminobu Takahashi, Masaki Yamada, Wen Yin, arXiv:2006.10035
 - [29] R. Foot, Int. J. Mod. Phys. A, **29**, 1430013 (2014)
 - [30] J. D. Clarke, R. Foot, Physics Letters B **766** (2017)
 - [31] R. Foot and X-G. He, Phys. Lett. B **267**, 509 (1991)
 - [32] R. Foot, H. Lew and R. R. Volkas, Phys. Lett. B **272**, 67 (1991);
 - [33] R. Foot, Phys. Rev. D **80**: 091701 (2009)
 - [34] R. Foot and R. R. Volkas, Phys. Rev. D **70**, 123508 (2004)
 - [35] M. J. Reid et al., arXiv: 0902.3928 (2009)
 - [36] E. Aprile et al., arXiv: 2003.03825 (2020)
 - [37] R. Foot, Phys. Rev. D **78**, 043529 (2008)
 - [38] Haipeng An, Maxim Pospelov, Josef Pradler and Adam

- Ritz, Phys. Rev. Lett. **120**, 141801 (2018)
- [39] <https://xenonnnt.org>
- [40] <https://luxzeplin.org>
- [41] Hongguang Zhang et al., Science China Physics, Mechanics and Astronomy **62.3** (2018)