

Combined Limit on the Photon Mass with Nine Localized Fast Radio

Bursts

Jun-Jie Wei^{1,2} and Xue-Feng Wu^{1,2}

¹ Purple Mountain Observatory, Chinese Academy of Sciences, Nanjing 210023, China;

jjwei@pmo.ac.cn; xfwu@pmo.ac.cn

² School of Astronomy and Space Sciences, University of Science and Technology of China, Hefei 230026, China

Received 20xx month day; accepted 20xx month day

Abstract A nonzero-mass hypothesis for the photon can produce a frequency-dependent dispersion of light, which results in arrival-time differences of photons with different frequencies originating from a given transient source. Extragalactic fast radio bursts (FRBs), with their low frequency emissions, short time durations, and long propagation distances, are excellent astrophysical probes to constrain the rest mass of the photon m_γ . However, the derivation of a limit on m_γ is complicated by the similar frequency dependences of dispersion expected from the plasma and nonzero photon mass effects. If a handful of measurements of redshift for FRBs are available, the different redshift dependences of the plasma and photon mass contributions to the dispersion measure (DM) might be able to break dispersion degeneracy in testing the photon mass. For now, nine FRBs with redshift measurements have been reported, which can turn this idea into reality. Taking into account the DM contributions from both the plasma and a possible photon mass, we use the data on the nine FRBs to derive a combined limit of $m_\gamma \leq 7.1 \times 10^{-51}$ kg, or equivalently $m_\gamma \leq 4.0 \times 10^{-15}$ eV/ c^2 at 68% confidence level, which is essentially as good as or represents a factor of 7 improvement over previous limits obtained by the single FRBs. Additionally, a reasonable estimation for the DM contribution from the host galaxy, DM_{host} , can be simultaneously achieved in our analysis. The rapid progress in localizing FRBs will further tighten the constraints on both m_γ and DM_{host} .

Key words: radio continuum: general — intergalactic medium — astroparticle physics

1 INTRODUCTION

The postulate of the “constancy of light speed” is a major pillar of Maxwell’s electromagnetism and Einstein’s theory of special relativity. This postulate implies that the photon, the fundamental quanta of light, should be massless. Nevertheless, several theories have challenged the concept of the massless photon,

starting from the famous de Broglie-Proca theory (de Broglie 1922; Proca 1936) and nowadays proposing models with massive photons for dark energy (e.g., Kouwn et al. 2016). Within that context, determining the rest mass of the photon has historically been an effective way to test the validity of this postulate. According to the uncertainty principle, however, it is impossible to perform any experiment that would fully prove that the photon rest mass is exactly zero. Adopting the age of the universe of about 10^{10} years, the ultimate upper bound on the photon rest mass would be $m_\gamma \leq \hbar/\Delta t c^2 \approx 10^{-69}$ kg (e.g., Goldhaber & Nieto 1971; Tu et al. 2005). The best experimental strategy is therefore to place ever stricter upper limits on m_γ and push the experimental limits more closely towards the ultimate upper limit.

From a theoretical perspective, a nonzero photon mass can be incorporated into electromagnetism straightforwardly via the Proca equations, which are the relativistic generalization of Maxwell's equations. Using the Proca equations, it is possible to consider some observable effects associated with massive photons. One can then constrain the photon rest mass by searching for such effects (see Goldhaber & Nieto 1971; Lowenthal 1973; Tu et al. 2005; Okun 2006; Goldhaber & Nieto 2010; Spavieri et al. 2011 for reviews). Based on such effects, various experimental methods have been developed to set upper limits on the photon rest mass, such as Coulomb's inverse square law (Williams et al. 1971), Ampère's law (Chernikov et al. 1992), torsion balance (Lakes 1998; Luo et al. 2003b,a), gravitational deflection of electromagnetic waves (Lowenthal 1973; Accioly & Paszko 2004), Jupiter's magnetic field (Davis et al. 1975), magnetohydrodynamic phenomena of the solar wind (Ryutov 1997, 2007; Retinò et al. 2016), mechanical stability of the magnetized gas in galaxies (Chibisov 1976), stability of plasma in Coma cluster (Goldhaber & Nieto 2003), black hole bombs (Pani et al. 2012), pulsar spindown (Yang & Zhang 2017), the frequency dependence in the velocity of light (Lovell et al. 1964; Warner & Nather 1969; Schaefer 1999; Wu et al. 2016; Bonetti et al. 2016, 2017; Zhang et al. 2016; Shao & Zhang 2017; Wei et al. 2017; Wei & Wu 2018; Xing et al. 2019), and so on. Among these methods, the most immediate and robust one is to measure the frequency-dependent dispersion of light.

If the photon rest mass is nonzero, the dispersion relation is given by

$$E = \sqrt{p^2 c^2 + m_\gamma^2 c^4}. \quad (1)$$

The massive photon group velocity then takes the form:

$$v = \frac{\partial E}{\partial p} = c \sqrt{1 - \frac{m_\gamma^2 c^4}{E^2}} \approx c \left(1 - \frac{1}{2} \frac{m_\gamma^2 c^4}{h^2 \nu^2} \right), \quad (2)$$

where ν is the frequency and the last approximation holds when $m_\gamma \ll h\nu/c^2 \simeq 7 \times 10^{-42} \left(\frac{\nu}{\text{GHz}}\right)$ kg. Equation (2) means that low frequency photons propagate in a vacuum slower than high frequency ones. Two photons with different frequencies, if emitted simultaneously from the same source, would reach us at different times. Moreover, it is obvious that observations of shorter time structures in lower energy bands from astronomical sources at cosmological distances are particularly sensitive to the photon mass. Thanks to their short time durations, long propagation distances, and low frequency emissions, extragalactic fast radio bursts (FRBs) provide the most promising celestial laboratory so far for constraining the photon mass through the dispersion method (Wu et al. 2016; Bonetti et al. 2016, 2017; Shao & Zhang 2017; Xing

et al. 2019). For instance, taking the controversial redshift measurement of FRB 150418 ($z = 0.492$),¹ Wu et al. (2016) set a tight upper limit on the photon mass as $m_\gamma \leq 5.2 \times 10^{-50}$ kg, which is three orders of magnitude better than the previous best constraint from other astronomical sources with the same method (see also Bonetti et al. 2016). Later, Bonetti et al. (2017) used the reliable redshift measurement of FRB 121102 to constrain the photon mass to be $m_\gamma \leq 3.9 \times 10^{-50}$ kg. Using the time-frequency structure of subpulses in FRB 121102, Xing et al. (2019) obtained a stricter limit on the photon mass of $m_\gamma \leq 5.1 \times 10^{-51}$ kg.

From observations, the pulse arrival times of FRBs strictly follow the $1/\nu^2$ law, which is in good agreement with the propagation of radio signals through a cold plasma. However, a similar frequency-dependent dispersion $\propto m_\gamma^2/\nu^2$ (see Equation 2) could also be resulted from a nonzero photon mass. The similarity between the frequency-dependent dispersions induced by the plasma and nonzero photon mass effects complicates the derivation of a constraint on m_γ . Fortunately, since the two dispersions have different dependences on the redshift z , it has been suggested that they could in principle be distinguished when a handful redshift measurements of FRBs become available, and making the sensitivity to m_γ to be improved (Bonetti et al. 2016, 2017; Bentum et al. 2017). To date, nine FRBs, including FRB 121102 (Spitler et al. 2016; Chatterjee et al. 2017; Tendulkar et al. 2017), FRB 180916.J0158+65 (Marcote et al. 2020), FRB 180924 (Bannister et al. 2019), FRB 181112 (Prochaska et al. 2019), FRB 190523 (Ravi et al. 2019), FRB 190102, FRB 190608, FRB 190611, and FRB 190711 (Macquart et al. 2020), have already be localized. With the measurements of nine FRB redshifts in hand, it is interesting to investigate what level of photon mass limits can be improved by taking advantage of the different redshift dependences of the dispersions from the plasma and photon mass. In this work, we develop a statistical approach to obtaining a combined limit on m_γ using the nine FRBs with redshift measurements. In addition, such an approach can also simultaneously lead to an estimate of the mean value of the dispersion measure (DM) contributed from the local host galaxy.

We should note that a recent work by Shao & Zhang (2017) extended previous studies to those FRBs without redshift measurement. They used an uninformative prior for the redshift to derive a combined constraint on m_γ from a catalog of 21 FRBs. Comparison of our results will be interesting, because the exact value of the redshift (or distance) plays an important role in constraining the photon mass. It is therefore useful to crosscheck, especially as using the real redshift measurements of FRBs, as we do in this work, avoids potential bias from the prior of redshift.

This paper is arranged as follows. In Section 2, we introduce the analysis method used to disentangle the dispersions from the plasma and photon mass and to constrain the photon mass. A combined limit on the photon mass from nine localized FRBs will be presented in Section 3, followed by our conclusions in Section 4. Throughout this paper, we adopt the flat Λ CDM model with the cosmological parameters recently derived from the latest *Planck* observations (Planck Collaboration et al. 2018): the Hubble constant $H_0 = 67.36 \text{ km s}^{-1} \text{ Mpc}^{-1}$, the matter energy density $\Omega_m = 0.315$, the vacuum energy density $\Omega_\Lambda = 0.685$, and the baryonic matter energy density $\Omega_b = 0.0493$.

¹ The redshift identification of FRB 150418 has been challenged with an active galactic nucleus variability (Vedantham et al. 2016; Williams & Berger 2016), and is now generally not accepted (Chatterjee et al. 2017).

2 ANALYSIS METHOD

2.1 Dispersion from a nonzero photon mass

It is evidently clear from Equation (2) that two massive photons with different frequencies ($\nu_l < \nu_h$), which are emitted simultaneously from a same source at a redshift z , would reach us at different times. The arrival time delay induced by the nonzero photon mass effect can be expressed as

$$\Delta t_{m_\gamma} = \frac{1}{2H_0} \left(\frac{m_\gamma c^2}{h} \right)^2 (\nu_l^{-2} - \nu_h^{-2}) H_\gamma(z), \quad (3)$$

where $H_\gamma(z)$ is a dimensionless redshift function,

$$H_\gamma(z) = \int_0^z \frac{(1+z')^{-2} dz'}{\sqrt{\Omega_m(1+z')^3 + \Omega_\Lambda}}. \quad (4)$$

2.2 Dispersion from the plasma effect

Because of the dispersive nature of plasma, lower frequency radio photons would travel across the ionized median slower than higher frequency ones (Bentum et al. 2017). The arrival time difference between two photons with different frequencies ($\nu_l < \nu_h$), which caused by the plasma effect, is described as

$$\begin{aligned} \Delta t_{\text{DM}} &= \int \frac{dl}{c} \frac{\nu_p^2}{2} (\nu_l^{-2} - \nu_h^{-2}) \\ &= \frac{e^2}{8\pi^2 m_e \epsilon_0 c} (\nu_l^{-2} - \nu_h^{-2}) \text{DM}_{\text{astro}}, \end{aligned} \quad (5)$$

where $\nu_p = (n_e e^2 / 4\pi^2 m_e \epsilon_0)^{1/2}$ is the plasma frequency, n_e is the electron number density, m_e and e are the mass and charge of an electron, respectively, and ϵ_0 is the permittivity. Here DM_{astro} is defined as the integrated electron number density along the line of sight, i.e., $\text{DM}_{\text{astro}} \equiv \int n_e dl$. In a cosmological setting, $\text{DM}_{\text{astro}} \equiv \int n_{e,z} (1+z)^{-1} dl$, where $n_{e,z}$ is the rest-frame number density of electrons and z is the redshift (Deng & Zhang 2014).

For a cosmic source, the DM_{astro} should include the following components:

$$\text{DM}_{\text{astro}} = \text{DM}_{\text{MW}} + \text{DM}_{\text{MW halo}} + \text{DM}_{\text{IGM}} + \frac{\text{DM}_{\text{host}}}{1+z}, \quad (6)$$

where DM_{MW} , $\text{DM}_{\text{MW halo}}$, DM_{IGM} , and DM_{host} represent the DM contributed by the Milky Way ionized interstellar medium, the Milky Way hot gaseous halo, the intergalactic medium (IGM), and the host galaxy (including the host galaxy interstellar medium and source environment), respectively. The cosmological redshift factor, $1+z$, converts the rest-frame DM_{host} to the measured value in the observer frame (Deng & Zhang 2014).

2.3 Methodology

As described above, the radio signals of FRBs are known to arrive with a frequency-dependent delay in time of the $1/\nu^2$ behavior, which are expected from both the line-of-sight free electron content and mass effects on photon propagation (see Equations (3) and (5)). In our analysis, we suppose that the observed time delay is attributed to both the plasma and nonzero photon mass effects, i.e.,

$$\Delta t_{\text{obs}} = \Delta t_{\text{DM}} + \Delta t_{m_\gamma}. \quad (7)$$

Table 1 Redshifts and Dispersion Measures of Nine Localized FRBs.

FRB Name	z	DM_{obs} (pc cm^{-3})	DM_{MW} (pc cm^{-3})	References
FRB 121102	0.19273	558.1 ± 3.3	188	(1), (2), (3)
FRB 180916.J0158+65	0.0337	348.76 ± 0.1	199	(4)
FRB 180924	0.3214	361.42 ± 0.06	40.5	(5)
FRB 181112	0.4755	589.27 ± 0.03	102	(6)
FRB 190102	0.291	363.6 ± 0.3	57.3	(7)
FRB 190523	0.66	760.8 ± 0.6	37	(8)
FRB 190608	0.1178	338.7 ± 0.5	37.2	(7)
FRB 190611	0.378	321.4 ± 0.2	57.83	(7)
FRB 190711	0.522	593.1 ± 0.4	56.4	(7)

Notes: The References are (1) [Spitler et al. \(2016\)](#); (2) [Chatterjee et al. \(2017\)](#); (3) [Tendulkar et al. \(2017\)](#); (4) [Marcote et al. \(2020\)](#); (5) [Bannister et al. \(2019\)](#); (6) [Prochaska et al. \(2019\)](#); (7) [Macquart et al. \(2020\)](#); (8) [Ravi et al. \(2019\)](#).

In practice, the observed DM of an FRB, DM_{obs} , is directly obtained from the fitting of the ν^{-2} form of the observed time delay. In our analysis, it thus equals to

$$DM_{\text{obs}} = DM_{\text{astro}} + DM_{\gamma}, \quad (8)$$

where DM_{γ} represents the “effective DM” arises from a nonzero photon mass ([Shao & Zhang 2017](#)),

$$DM_{\gamma} \equiv \frac{4\pi^2 m_e \epsilon_0 c^5}{h^2 e^2} \frac{H_{\gamma}(z)}{H_0} m_{\gamma}^2. \quad (9)$$

The measurements of DM_{obs} and their corresponding uncertainties σ_{obs} for all nine localized FRBs are presented in Table 1. These DM_{obs} values were determined by maximizing the peak signal-to-noise ratios.² In order to identify DM_{γ} as radical as a massive photon effect from DM_{obs} , one needs to know the different DM contributions in Equation (6). For a well-localized FRB, the DM due to the Milky Way, DM_{MW} , can be well estimated from the Galactic electron density models. For FRB 181112, its DM_{MW} value is derived based on the Galactic electron density model of [Prochaska et al. \(2019\)](#). For the other eight FRBs, we adopt the NE2001 model for DM_{MW} ([Cordes & Lazio 2002](#)). Table 1 also contains the estimated DM_{MW} of nine localized FRBs, which are available in the FRB catalog ([Petroff et al. 2016](#)). The DM_{MWhalo} term is not well determined, but is estimated to be in the range of approximately 50–80 pc cm^{-3} ([Prochaska & Zheng 2019](#)). Hereafter we assume $DM_{\text{MWhalo}} = 50 \text{ pc cm}^{-3}$. However, DM_{host} is poorly known, which depends on the type of FRB host galaxy, the relative orientations of the host and source, and the near-source plasma ([Xu & Han 2015](#)). For a given galaxy type, the scale of DM_{host} along a certain line of sight is related to the size of the galaxy and electron density, and the average electron density is proportional to the root of the galaxy $H\alpha$ luminosity ([Luo et al. 2018](#)). As the $H\alpha$ luminosity scales with the star formation rate (SFR; [Kennicutt et al. 1994](#); [Madau et al. 1998](#)), we model DM_{host} as a function

² The frequency-dependent structure of subpulses in FRB 121102 complicates the determination of DM_{obs} , [Hessels et al. \(2019\)](#) argued that it is appropriate to use a DM_{obs} metric that maximizes structure in the frequency-averaged pulse profile, as opposed to peak signal-to-noise, and found $DM_{\text{obs}} = 560.57 \pm 0.07 \text{ pc cm}^{-3}$ at MJD 57,644. To test the dependence of our analysis on the DM_{obs} determination metric, we also carried out a parallel comparative analysis using the DM_{obs} determination from the structure-maximizing metric ([Hessels et al. 2019](#)), and found that the adoption of a different DM_{obs} determination metric has a very tiny influence on the photon mass limit.

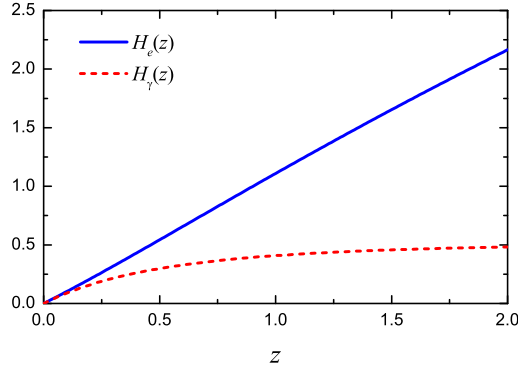


Fig. 1 Dependence of the two dimensionless functions, $H_e(z)$ and $H_\gamma(z)$, on the redshift z .

of star formation history (Luo et al. 2018), $DM_{\text{host}}(z) = DM_{\text{host},0} \sqrt{\text{SFR}(z)/\text{SFR}(0)}$, where $DM_{\text{host},0}$ is the present value of $DM_{\text{host}}(z=0)$ and $\text{SFR}(z) = \frac{0.0157+0.118z}{1+(z/3.23)^{4.66}} M_\odot \text{ yr}^{-1} \text{ Mpc}^{-3}$ is the adopted star formation history (Hopkins & Beacom 2006; Li 2008). In our following likelihood estimation, $DM_{\text{host},0}$ is treated as a free parameter. The IGM portion of DM is related to the redshift of the source and the fraction of ionized electrons in helium and hydrogen on the propagation path. If both helium and hydrogen are fully ionized (valid below $z \sim 3$), it can be written as (Deng & Zhang 2014)

$$DM_{\text{IGM}} = \frac{21cH_0\Omega_b f_{\text{IGM}}}{64\pi G m_p} H_e(z), \quad (10)$$

where m_p is the mass of a proton, $f_{\text{IGM}} \simeq 0.83$ is the fraction of baryons in the IGM (Fukugita et al. 1998), and $H_e(z)$ is the redshift-dependent dimensionless function,

$$H_e(z) = \int_0^z \frac{(1+z')dz'}{\sqrt{\Omega_m(1+z')^3 + \Omega_\Lambda}}. \quad (11)$$

In Figure 1, we illustrate the dependence of functions $H_e(z)$ and $H_\gamma(z)$ on the redshift z . It is obvious that the DM contributions from the IGM and a possible photon mass have different redshift dependences. Bonetti et al. (2016, 2017) pointed out that the different behavior of the two redshift functions can be used to break parameter degeneracy and to improve the sensitivity to the photon mass when a few FRB redshifts are available (see also Bentum et al. 2017; Shao & Zhang 2017). For now, nine FRB redshifts have been measured, which might make this point come true.

For a set of nine localized FRBs, a combined limit on the photon mass m_γ can be obtained by maximizing the likelihood function:

$$\mathcal{L} = \prod_i \frac{1}{\sqrt{2\pi}\sigma_{\text{tot},i}} \times \exp \left\{ -\frac{[DM_{\text{obs},i} - DM_{\text{astro},i} - DM_\gamma(m_\gamma, z_i)]^2}{2\sigma_{\text{tot},i}^2} \right\}, \quad (12)$$

where σ_{tot}^2 is the total variance of each FRB,

$$\sigma_{\text{tot}}^2 = \sigma_{\text{obs}}^2 + \sigma_{\text{MW}}^2 + \sigma_{\text{MWhalo}}^2 + \sigma_{\text{int}}^2, \quad (13)$$

where σ_{obs} , σ_{MW} , and σ_{MWhalo} are the uncertainties of DM_{obs} , DM_{MW} , and DM_{MWhalo} , respectively, and σ_{int} is the global intrinsic scatter. The ATNF pulsar catalog shows that the average uncertainty of DM_{MW}

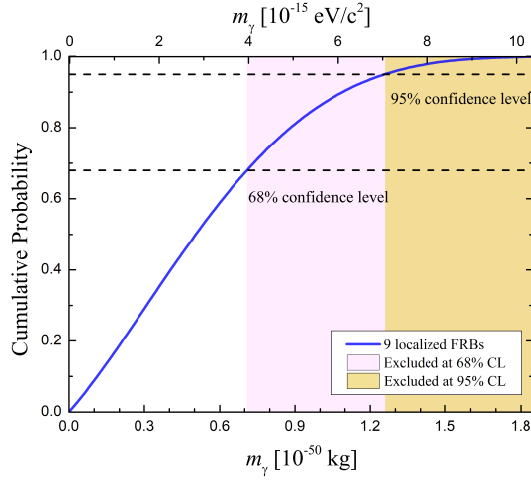


Fig. 2 Cumulative posterior probability distribution for the photon mass m_γ derived from nine localized FRBs. The shadowed areas represent the excluded values of m_γ at 68% and 95% confidence levels.

for sources at high Galactic latitude ($|b| > 10^\circ$) is about 10 pc cm^{-3} (Manchester et al. 2005), and we take this value as σ_{MW} . Recent observations imply that the Galactic halo contributes between 50–80 pc cm^{-3} (Prochaska & Zheng 2019). Here we adopt the possible range of $\text{DM}_{\text{MWhalo}}$ as its uncertainty, i.e., $\sigma_{\text{MWhalo}} = 30 \text{ pc cm}^{-3}$. To be conservative, we introduce an additional free parameter σ_{int} to account for the intrinsic scatter that might originate from the large IGM fluctuation and the diversity of host galaxy contribution. In this case, the free parameters are $\text{DM}_{\text{host},0}$, σ_{int} , and the photon mass m_γ .

3 COMBINED PHOTON MASS LIMIT FROM NINE LOCALIZED FRBS

We use the Python Markov Chain Monte Carlo module, EMCEE (Foreman-Mackey et al. 2013), to obtain the posterior distributions of the three parameters (m_γ , $\text{DM}_{\text{host},0}$, and σ_{int}) from nine FRBs with redshift measurements. The marginalized accumulative probability distribution of the photon mass m_γ is displayed in Figure 2. The 68% and 95% confidence-level upper limits on m_γ are

$$m_\gamma \leq 7.1 \times 10^{-51} \text{ kg} \simeq 4.0 \times 10^{-15} \text{ eV}/c^2 \quad (14)$$

and

$$m_\gamma \leq 1.3 \times 10^{-50} \text{ kg} \simeq 7.3 \times 10^{-15} \text{ eV}/c^2, \quad (15)$$

respectively. These results are comparable with or represent sensitivities improved by a factor of 7-fold over existing photon mass limits from the single FRBs (Wu et al. 2016; Bonetti et al. 2016, 2017; Xing et al. 2019).

In Figure 3, we show the 1D and 2D marginalized posterior probability distributions with $1 - 3\sigma$ confidence regions for the parameters. We find that the mean value of DM contributed from the local host galaxy is estimated to be $\text{DM}_{\text{host},0} = 27.0_{-17.6}^{+23.3} \text{ pc cm}^{-3}$ at 68% confidence level, which is well consistent with those inferred from observations of localized FRBs (Bannister et al. 2019; Ravi et al. 2019). Meanwhile, an estimation for the global intrinsic scatter arises from both the large IGM fluctuation and the diversity of host galaxy contribution, $\sigma_{\text{int}} = 92.5_{-23.7}^{+36.4} \text{ pc cm}^{-3}$, is obtained.

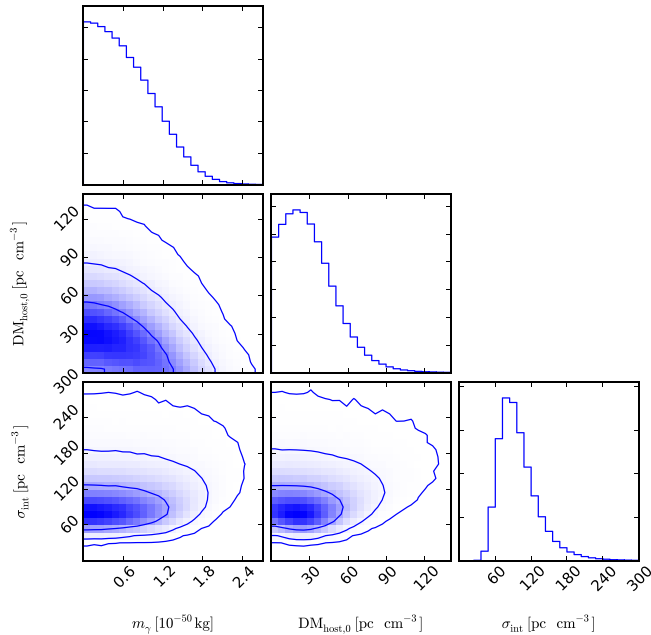


Fig. 3 1D and 2D marginalized probability distributions with $1 - 3\sigma$ confidence contours for the photon mass m_γ and the parameters $DM_{\text{host},0}$ and σ_{int} , using the combination of nine localized FRBs.

4 CONCLUSION AND DISCUSSIONS

The rest mass of the photon, m_γ , can be effectively constrained by measuring the frequency-dependent time delays of radio waves from distant astrophysical sources. Particularly, extragalactic FRBs are well suited for these studies because they are short-duration radio transients involving long cosmological propagation distances. However, there is a similar frequency-dependent dispersion expected from both the plasma and possible photon mass effects on photon propagation. A key challenge in this method of constraining m_γ , therefore, is to distinguish the dispersions from the plasma and photon mass. Most previous limits were based on the dispersion measure (DM) of a single FRB, in which the degeneracy of these two dispersions can not be well handled (Wu et al. 2016; Bonetti et al. 2016, 2017). In view of their different redshift dependences (see Equations (4) and (11)), it has been suggested that the DM contributions from the IGM and photon mass could in principle be disentangled by more FRBs with different redshift measurements, enabling the sensitivity to m_γ to be improved (Bonetti et al. 2016, 2017; Bentum et al. 2017).

Recently, nine FRBs with redshift measurements have been reported. These provide a good opportunity not only to disentangle the degeneracy problem but also to place more stringent limits on the photon mass. In this work, we suppose that the observed DM of an FRB, DM_{obs} , is attributed to both the plasma and nonzero photon mass effects. Using the measurements of DM_{obs} and z of the nine FRBs, we place a combined limit on the photon mass at 68% (95%) confidence level, i.e., $m_\gamma \leq 7.1 \times 10^{-51}$ kg, or equivalently $m_\gamma \leq 4.0 \times 10^{-15}$ eV/ c^2 ($m_\gamma \leq 1.3 \times 10^{-50}$ kg, or equivalently $m_\gamma \leq 7.3 \times 10^{-15}$ eV/ c^2), which is as good as or represents a factor of 7 improvement over the results previously obtained from the single FRBs. Moreover, a reasonable estimation for the mean value of DM contributing from host galaxies is simultaneously achieved, i.e., $DM_{\text{host},0} = 27.0^{+23.3}_{-17.6}$ pc cm $^{-3}$. Previously, Shao & Zhang (2017) derived a

combined limit of $m_\gamma \leq 8.7 \times 10^{-51}$ kg at 68% confidence level from a catalog of 21 FRBs (20 of them without redshift measurement), where uninformative prior is made to the unknown redshift. With another prior of z that traces the SFR, [Shao & Zhang \(2017\)](#) obtained a combined limit of 7.5×10^{-51} kg at 68% confidence level, showing that changes in the prior of redshift can lead to slight difference. The precision of our constraint from nine localized FRBs is comparable to these, while avoiding potential bias from the prior of redshift.

More FRBs with redshift measurements are essential for using this method presented here to constrain the photon rest mass. It is encouraging that the Deep Synoptic Array 10-dish prototype (DSA-10) will gradually be replaced with the ongoing 110-dish DSA in 2021 and the ultimate 2000-dish DSA in 2026, which are expected to detect and localize over 100 and 10^4 FRBs per year ([Hallinan et al. 2019](#); [Kocz et al. 2019](#)). With the rapid progress in localizing FRBs, the photon mass limits will be further improved.

Acknowledgements We are grateful to the anonymous referee for helpful comments. This work is partially supported by the National Natural Science Foundation of China (grant Nos. 11673068, 11725314, and U1831122), the Youth Innovation Promotion Association (2017366), the Key Research Program of Frontier Sciences (grant Nos. QYZDB-SSW-SYS005 and ZDBS-LY-7014), and the Strategic Priority Research Program “Multi-waveband gravitational wave universe” (grant No. XDB23000000) of Chinese Academy of Sciences.

References

- Accioly, A., & Paszko, R. 2004, *Phys. Rev. D*, 69, 107501 [2](#)
- Bannister, K. W., Deller, A. T., Phillips, C., et al. 2019, *Science*, 365, 565 [3](#), [5](#), [7](#)
- Bentum, M. J., Bonetti, L., & Spallicci, A. r. D. A. M. 2017, *Advances in Space Research*, 59, 736 [3](#), [4](#), [6](#), [8](#)
- Bonetti, L., Ellis, J., Mavromatos, N. E., et al. 2016, *Physics Letters B*, 757, 548 [2](#), [3](#), [6](#), [7](#), [8](#)
- Bonetti, L., Ellis, J., Mavromatos, N. E., et al. 2017, *Physics Letters B*, 768, 326 [2](#), [3](#), [6](#), [7](#), [8](#)
- Chatterjee, S., Law, C. J., Wharton, R. S., et al. 2017, *Nature*, 541, 58 [3](#), [5](#)
- Chernikov, M. A., Gerber, C. J., Ott, H. R., & Gerber, H. J. 1992, *Phys. Rev. Lett.*, 68, 3383 [2](#)
- Chibisov, G. V. 1976, *Uspekhi Fizicheskikh Nauk*, 119, 551 [2](#)
- Cordes, J. M., & Lazio, T. J. W. 2002, *arXiv:astro-ph/0207156* [5](#)
- Davis, L., J., Goldhaber, A. S., & Nieto, M. M. 1975, *Phys. Rev. Lett.*, 35, 1402 [2](#)
- de Broglie, L. 1922, *J. Phys. Radium*, 3, 422 [2](#)
- Deng, W., & Zhang, B. 2014, *ApJ*, 783, L35 [4](#), [6](#)
- Foreman-Mackey, D., Hogg, D. W., Lang, D., & Goodman, J. 2013, *PASP*, 125, 306 [7](#)
- Fukugita, M., Hogan, C. J., & Peebles, P. J. E. 1998, *ApJ*, 503, 518 [6](#)
- Goldhaber, A. S., & Nieto, M. M. 1971, *Reviews of Modern Physics*, 43, 277 [2](#)
- Goldhaber, A. S., & Nieto, M. M. 2003, *Phys. Rev. Lett.*, 91, 149101 [2](#)
- Goldhaber, A. S., & Nieto, M. M. 2010, *Reviews of Modern Physics*, 82, 939 [2](#)
- Hallinan, G., Ravi, V., Weinreb, S., et al. 2019, in *BAAS*, Vol. 51, 255 [9](#)
- Hessels, J. W. T., Spitler, L. G., Seymour, A. D., et al. 2019, *ApJ*, 876, L23 [5](#)

- Hopkins, A. M., & Beacom, J. F. 2006, *ApJ*, 651, 142 [6](#)
- Kennicutt, Robert C., J., Tamblyn, P., & Congdon, C. E. 1994, *ApJ*, 435, 22 [5](#)
- Kocz, J., Ravi, V., Catha, M., et al. 2019, *MNRAS*, 489, 919 [9](#)
- Kouwn, S., Oh, P., & Park, C.-G. 2016, *Phys. Rev. D*, 93, 083012 [2](#)
- Lakes, R. 1998, *Phys. Rev. Lett.*, 80, 1826 [2](#)
- Li, L.-X. 2008, *MNRAS*, 388, 1487 [6](#)
- Lovell, B., Whipple, F. L., & Solomon, L. H. 1964, *Nature*, 202, 377 [2](#)
- Lowenthal, D. D. 1973, *Phys. Rev. D*, 8, 2349 [2](#)
- Luo, J., Tu, L.-C., Hu, Z.-K., & Luan, E.-J. 2003a, *Phys. Rev. Lett.*, 91, 149102 [2](#)
- Luo, J., Tu, L.-C., Hu, Z.-K., & Luan, E.-J. 2003b, *Phys. Rev. Lett.*, 90, 081801 [2](#)
- Luo, R., Lee, K., Lorimer, D. R., & Zhang, B. 2018, *MNRAS*, 481, 2320 [5](#), [6](#)
- Macquart, J. P., Prochaska, J. X., McQuinn, M., et al. 2020, *Nature*, 581, 391 [3](#), [5](#)
- Madau, P., Pozzetti, L., & Dickinson, M. 1998, *ApJ*, 498, 106 [5](#)
- Manchester, R. N., Hobbs, G. B., Teoh, A., & Hobbs, M. 2005, *AJ*, 129, 1993 [7](#)
- Marcote, B., Nimmo, K., Hessels, J. W. T., et al. 2020, *Nature*, 577, 190 [3](#), [5](#)
- Okun, L. B. 2006, *Acta Physica Polonica B*, 37, 565 [2](#)
- Pani, P., Cardoso, V., Gualtieri, L., Berti, E., & Ishibashi, A. 2012, *Phys. Rev. Lett.*, 109, 131102 [2](#)
- Petroff, E., Barr, E. D., Jameson, A., et al. 2016, *PASA*, 33, e045 [5](#)
- Planck Collaboration, Aghanim, N., Akrami, Y., et al. 2018, *arXiv e-prints*, arXiv:1807.06209 [3](#)
- Proca, A. 1936, *J. Phys. Radium*, 7, 347 [2](#)
- Prochaska, J. X., & Zheng, Y. 2019, *MNRAS*, 485, 648 [5](#), [7](#)
- Prochaska, J. X., Macquart, J.-P., McQuinn, M., et al. 2019, *Science*, 366, 231 [3](#), [5](#)
- Ravi, V., Catha, M., D'Addario, L., et al. 2019, *Nature*, 572, 352 [3](#), [5](#), [7](#)
- Retinò, A., Spallicci, A. D. A. M., & Vaivads, A. 2016, *Astroparticle Physics*, 82, 49 [2](#)
- Ryutov, D. D. 1997, *Plasma Physics and Controlled Fusion*, 39, A73 [2](#)
- Ryutov, D. D. 2007, *Plasma Physics and Controlled Fusion*, 49, B429 [2](#)
- Schaefer, B. E. 1999, *Phys. Rev. Lett.*, 82, 4964 [2](#)
- Shao, L., & Zhang, B. 2017, *Phys. Rev. D*, 95, 123010 [2](#), [3](#), [5](#), [6](#), [8](#), [9](#)
- Spavieri, G., Quintero, J., Gillies, G. T., & Rodríguez, M. 2011, *European Physical Journal D*, 61, 531 [2](#)
- Spitler, L. G., Scholz, P., Hessels, J. W. T., et al. 2016, *Nature*, 531, 202 [3](#), [5](#)
- Tendulkar, S. P., Bassa, C. G., Cordes, J. M., et al. 2017, *ApJ*, 834, L7 [3](#), [5](#)
- Tu, L.-C., Luo, J., & Gillies, G. T. 2005, *Reports on Progress in Physics*, 68, 77 [2](#)
- Vedantham, H. K., Ravi, V., Mooley, K., et al. 2016, *ApJ*, 824, L9 [3](#)
- Warner, B., & Nather, R. E. 1969, *Nature*, 222, 157 [2](#)
- Wei, J.-J., & Wu, X.-F. 2018, *J. Cosmol. Astropart. Phys.*, 2018, 045 [2](#)
- Wei, J.-J., Zhang, E.-K., Zhang, S.-B., & Wu, X.-F. 2017, *Research in Astronomy and Astrophysics*, 17, 13 [2](#)
- Williams, E. R., Faller, J. E., & Hill, H. A. 1971, *Phys. Rev. Lett.*, 26, 721 [2](#)
- Williams, P. K. G., & Berger, E. 2016, *ApJ*, 821, L22 [3](#)

Wu, X.-F., Zhang, S.-B., Gao, H., et al. 2016, ApJ, 822, L15 [2](#), [3](#), [7](#), [8](#)

Xing, N., Gao, H., Wei, J.-J., et al. 2019, ApJ, 882, L13 [2](#), [3](#), [7](#)

Xu, J., & Han, J. L. 2015, Research in Astronomy and Astrophysics, 15, 1629 [5](#)

Yang, Y.-P., & Zhang, B. 2017, ApJ, 842, 23 [2](#)

Zhang, B., Chai, Y.-T., Zou, Y.-C., & Wu, X.-F. 2016, Journal of High Energy Astrophysics, 11, 20 [2](#)