

Non-Boolean Hidden Variables model reproduces Quantum Mechanics' predictions for Bell's experiment.

Alejandro A. Hnilo

*CEILAP, Centro de Investigaciones en Láseres y Aplicaciones, (MINDEF-CONICET);
J.B. de La Salle 4397, (1603) Villa Martelli, Argentina.
email: alex.hnilo@gmail.com*

Abstract.

A hidden variables model complying with the simplest form of Local Realism is presented, which reproduces Quantum Mechanics' predictions for an even ideally perfect Bell's experiment. This is possible thanks to a vector hidden variable and the corresponding operation (projection), which do not hold to Boolean logic. The model is also able to sketch Hong-Ou-Mandel and entanglement swapping experiments. It completes, in the EPR-sense, the description of the physical reality of an entangled state of two qubits.

September 17th, 2020.

1. Introduction.

Since the famous 1935 paper by Einstein, Podolsky and Rosen (EPR), many hidden variables (HV) theories have been proposed to complete the description of physical reality provided by Quantum Mechanics (QM). Note the subtle difference: EPR objected the completeness of the *description of physical reality*, not the completeness of QM itself. Bell's inequalities apparently imply that completion to be an impossible task without breaking the intuitive ideas of Locality, or Realism [1]. The loophole-free verification of the violation of Bell's inequalities [2-5] in EPR-Böhm (or Bell's) setups leads many researchers to declare that a physical reality independent of the observer is proven to be inexistent. The issue is important, because the existence of such reality is assumed not only in everyday's life, but also in all scientific practice. The alternative of accepting non-local effects (the famous Einstein's "spooky action at a distance") is controversial too.

Actually, there are several tacit assumptions involved in the derivation of Bell's inequalities besides Locality and Realism. They are, at least: *i*) Ergodicity [6,7]; *ii*) stochastic dynamics [8]; *iii*) Riemann or Lebesgue integrability in HV space [9]; *iv*) Boolean logic [10,11]. Giving up one of these assumptions, it is in principle possible to violate Bell's inequalities within Locality and Realism. However, to the best of my knowledge, no fully satisfactory model has been presented based on giving up assumptions *i*) to *iii*). In this paper, a HV model is introduced which gives up *iv*), Boolean logic. It is able to reproduce QM predictions for the Bell experiment and to complete, in the EPR-sense, the description of physical reality of the entangled state of two qubits. As all HV models, this one is not intended to replace neither the QM descriptions, nor it is claimed to be an accurate representation of physical reality. Nevertheless, it may reflect, in an imperfect or provisional way, some of the features of physical reality that QM does not take into account.

At this point, a brief note on what is meant by "Locality" and by "Realism" is in order. The issue is complex, to get a glimpse of it see, f.ex., [12,13]. Let reduce it here to two options:

Realism #1: the frequency of occurrence (including 0 and 1) of an experiment's outcome is definite regardless it is actually performed and observed, or not (*counterfactual definiteness*).

Realism #2: the same as #1 and besides, such frequency can be calculated from a probability distribution $\rho(\lambda)$ and observation probabilities $P(\lambda, j)$ on a (possibly hidden) variable named λ and parameters j ; $\rho(\lambda)$ and $P(\lambda, j)$ hold to Kolmogorov's axioms of theory of probability.

Locality #1: an experiment's outcome does not depend on parameters' and variables' values outside the past half light-cone of said experiment (*Einstein's Locality*).

Locality #2: the same as #1 and besides, the probability of the outcomes A and B of two experiments performed at remote places, with parameters respectively a and b , holds to: $P_{AB}(\lambda, a, b) = P_A(\lambda, a) \cdot P_B(\lambda, b)$; and the distribution $\rho(\lambda)$ is *not* a function of a, b (*non-contextuality*).

Definitions #2 are the ones involved in the derivation of Bell's inequalities. They are derived,

in turn, from definitions #1 by using intuitive (Boolean) logic. This is what J.Bell naturally did when he derived his inequalities. Boolean logic also leads to Boole's conditions of completeness. G.Boole devised them, more than one century ago, as a criterion to decide whether a theory can be considered complete, or not. These conditions, when applied to Bell's experiment, are demonstrated to be equivalent to Bell's inequalities [8]. Then, *it is impossible for a theory based on Boolean logic to violate Bell's inequalities*. Of course, QM is non-Boolean [11]. In consequence, a HV model with some hope to violate Bell's inequalities (in general: to fit QM predictions) should begin by giving up Boolean logic. The simplest choice to build up a non-Boolean model is to use vectors as the HV and vectors' projection as a related operation. As it is shown in the next section, such model holds to Locality and Realism (definitions #1, of course) and reproduces QM predictions for the Bell's experiment, even in ideally perfect conditions. It completes, in the EPR-sense, the description of the physical reality of the system formed by two entangled qubits. The idea that QM predictions are compatible with some form of Local Realism is not new [12,13] but, as far as I know, no explicit model showing that this is actually possible has been presented before.

In order to stress that this result is possible because of the non-Boolean nature of the HV model, a "standard" (Boolean) HV model is offered for comparison, following the same steps. As this Boolean model has been, in its core, already published [14], it is left for the Supplementary Material (SM) section. Also in that section, Hong-Ou-Mandel and entanglement swapping effects according to the vector-HV model are sketched. These effects are used in some of the loophole-free experimental verifications of the violation of Bell's inequalities [4,5], so that their account is pertinent here. Finally, a graphical, intuitive approach to the vector-HV model is presented.

2. A successful hidden variables model.

In what follows, vectors are indicated with bold typing, scalars with normal typing. Let define the operation *projection* of vector **a** into vector **b**:

$$\mathbf{a}.\mathbf{b} \equiv |\mathbf{a}|.|\mathbf{b}|.\cos(\gamma).\mathbf{e}_b \quad (1)$$

where γ is the angle between **a** and **b**, and \mathbf{e}_b is the unit vector in the direction of **b**. Be aware that the result is a vector, not a number. It is the component of a vector in the direction of another vector. The Reader is surely familiar with this idea.

The operation in eq.1 is neither commutative nor associative. It implies a non-Boolean algebra no matter how the other operation in the algebra is defined. This single reason suffices for the vector-HV model to be logically able to violate Bell's inequalities. Note that eq.1 is similar to the projection of state $|a\rangle$ into state $|b\rangle$ in QM: $|b\rangle\langle b|a\rangle$. Yet, be aware that the elements of QM algebra are not simple vectors as here, but closed vector subspaces or their corresponding orthogonal manifolds in a Hilbert's space. QM algebra is an ortho-complemented non-distributive lattice [11],

and is non-Boolean too. The features of the projection operation directly lead to the violation of Bell's inequalities. This is because the first variation from the situation of two parallel or two orthogonal vectors is quadratic with γ . In consequence, its curve is fully into the region forbidden by Bell's inequalities (see a detailed discussion in Section SM I).

The vector-HV model is derived in 5 steps:

Step 1: Condition for particle detection.

The system under consideration carries a vector HV, named $\mathbf{V}(t)$:

$$\mathbf{V}(t) = f(t) \cdot \mathbf{e}_x + g(t) \cdot \mathbf{e}_y = V(t) \cdot \mathbf{v}(t) \quad (2)$$

where $\mathbf{e}_x, \mathbf{e}_y$ are unit vectors in the directions perpendicular to the propagation direction, and $f(t)$ and $g(t)$ are functions of time. The vector HV is at an angle $v(t)$ with the x -axis. The modulus of $\mathbf{V}(t)$ is $V(t)$, the unit vector in its direction is $\mathbf{v}(t)$; $V(t)$ and $v(t)$ are statistically independent. For a non-polarized ensemble of systems, $v(t)$ can be considered uniformly distributed in $[0, 2\pi]$. The integral of the square modulus of $\mathbf{V}(t)$ during the time interval $[\theta_i, \theta_i + T]$ is named m_i :

$$m_i \equiv \int_{\theta_i}^{\theta_i + T} dt \cdot |\mathbf{V}(t)|^2 = \int_{\theta_i}^{\theta_i + T} dt \cdot V^2(t) = \int_{\theta_i}^{\theta_i + T} dt \cdot [f^2(t) + g^2(t)] \quad (3)$$

If $m_i \geq q_i \cdot u$, where u is some threshold value that depends on the detector, then q_i particles are detected during the time interval $[\theta_i, \theta_i + T]$. In ideal conditions, equal $\mathbf{V}(t)$ values produce equal number of detected particles in the same time. Particle detection is hence a deterministic phenomenon. It is tempting, and probably helpful, to think $\mathbf{V}(t)$ as a classical field (say, the electric field in the semi-classical theory of radiation). But it must be kept in mind that $\mathbf{V}(t)$ is a hypothetical HV. It can have the properties that are found convenient as far as no contradiction arises.

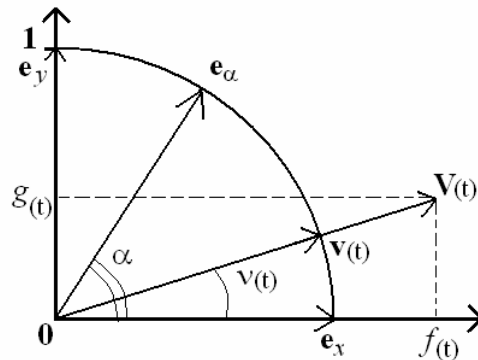


Figure 1: The vector hidden variable $\mathbf{V}(t)$ is in the direction given by the unit vector $\mathbf{v}(t)$, it has Cartesian components $f(t)$, $g(t)$ and modulus $V(t)$, and is at angle $v(t)$ with the x -axis; $\{\mathbf{e}_x, \mathbf{e}_y, \mathbf{e}_\alpha\}$ are unit vectors.

The number of particles detected in a (long) experimental run of duration Tr is N :

$$N = \text{INTEGER}\left\{\left(1/u\right) \int_0^{Tr} dt. V^2(t)\right\} \approx (1/u) \int_0^{Tr} dt. V^2(t) \quad (4)$$

if $N \gg 1$. This condition is supposed valid in what follows.

Step 2: Action of a polarization analyzer.

The number of particles N_α detected during a time Tr in the “transmitted” gate of a polarization analyzer oriented at an angle α is given by the time integral of the square modulus of the HV vector after it is projected in the direction given by the unit vector \mathbf{e}_α (see Fig.1):

$$N_\alpha = (1/u) \int_0^{Tr} dt. |\mathbf{V}(t) \cdot \mathbf{v}(t) \cdot \mathbf{e}_\alpha|^2 = (1/u) \int_0^{Tr} dt. \{V(t) \cdot \cos[v(t) - \alpha]\}^2 \quad (5a)$$

The role played by the “transmitted” and “reflected” gates is interchanged if the analyzer is rotated an angle $\pi/2$. The number of particles detected in the reflected gate of the same analyzer is then:

$$N_{\alpha\perp} = (1/u) \int_0^{Tr} dt. |\mathbf{V}(t) \cdot \mathbf{v}(t) \cdot \mathbf{e}_{\alpha\perp}|^2 = (1/u) \int_0^{Tr} dt. \{V(t) \cdot \cos[v(t) - \alpha \pm \pi/2]\}^2 \quad (5b)$$

For a non-polarized incident ensemble and an ideally balanced analyzer $N_\alpha = N_{\alpha\perp}$ regardless the value of α .

Step 3: The sets of time values in which particles are detected after an analyzer.

Let define as T_α the set made of the union of the time values in which at least one particle is detected at the transmitted gate of an analyzer oriented at angle α . By definition, the integral over this set holds to:

$$(1/u) \int_{T_\alpha} dt. \{V(t) \cdot \cos[v(t) - \alpha]\}^2 = N_\alpha \quad (6)$$

Taking into account the unavoidably finite resolution time of the recording device and/or the detectors, T_α is the union of non-zero measure (and numerable) time intervals, so that this integral is well defined. In the same way, let define as $T_{\alpha\perp}$ the set made of the union of the time values in which at least one particle is detected at the reflected gate of the same analyzer. Then:

$$(1/u) \int_{T_{\alpha\perp}} dt. \{V(t) \cdot \cos[v(t) - \alpha \pm \pi/2]\}^2 = N_{\alpha\perp} \quad (7)$$

Assuming that the number of time intervals in which particles are detected at both transmitted and reflected gates is negligible (which is a condition valid in any Bell’s experiment) the set made of all time intervals in the experimental run $\{Tr\}$ holds to $\{Tr\} = T_\alpha \cup T_{\alpha\perp} \cup T_0$, where T_0 is the set made of the union of all time intervals in which no particle is detected at all. As a consequence, in an

ideally lossless analyzer:

$$N_{\alpha} + N_{\alpha\perp} = N \Rightarrow N_{\alpha} = \frac{1}{2}N \quad (8)$$

In what follows integrals over set T_0 are ignored, for they do not contribute to the number of detected particles. The integral in eq.4 can be then decomposed in integrals over the T_{α} and $T_{\alpha\perp}$ sets:

$$(1/u) \int_0^{T_r} dt. \{V(t).cos[v(t)-\alpha]\}^2 = (1/u) \int_{T_{\alpha}} dt. \{V(t).cos[v(t)-\alpha]\}^2 + (1/u) \int_{T_{\alpha\perp}} dt. \{V(t).cos[v(t)-\alpha]\}^2 \quad (9a)$$

From eq.5a the lhs is equal to N_{α} , and from eq.6 the first term in the rhs is equal to N_{α} too, so that the second term in the rhs must be equal to zero. This is possible only if $cos[v(t)-\alpha] = 0$, or $|v(t)-\alpha| = \pi/2$ (in short: $\mathbf{v}(t) // \mathbf{e}_{\alpha\perp}$ or $\mathbf{v}(t) \perp \mathbf{e}_{\alpha}$) for all values of $t \in T_{\alpha\perp}$. In the same way, for the reflected gate:

$$N_{\alpha} = (1/u) \int_{T_{\alpha}} dt. \{V(t).cos[v(t)-\alpha \pm \pi/2]\}^2 + (1/u) \int_{T_{\alpha\perp}} dt. \{V(t).cos[v(t)-\alpha \pm \pi/2]\}^2 \quad (9b)$$

Now using eq.7, the first term in the rhs must be zero. This is possible only if $|v(t)-\alpha| = 0, \pi$ (in short: $\mathbf{v}(t) // \mathbf{e}_{\alpha}$) for all values of $t \in T_{\alpha}$. Therefore:

$$\mathbf{v}(t) // \mathbf{e}_{\alpha} \quad \forall t \in T_{\alpha}, \quad \mathbf{v}(t) \perp \mathbf{e}_{\alpha} \quad \forall t \in T_{\alpha\perp} \quad (10)$$

Eq.10 is obviously valid for a transmitted (reflected) vector after the analyzer. That it is valid also *before* the analyzer is curious. Yet, what eq.10 means is simply that the vector's component that produces detections in the set T_{α} ($T_{\alpha\perp}$) is the one parallel (orthogonal) to α . The incoming vector can be written as a component parallel and other perpendicular to any axis \mathbf{e}_{α} (Figure 2). This operation is not physical; it is merely a change from polar $\{V, v\}$ to Cartesian $\{\mathbf{e}_{\alpha}, \mathbf{e}_{\alpha\perp}\}$ coordinates. The component parallel to \mathbf{e}_{α} ($\mathbf{e}_{\alpha\perp}$) is transmitted (reflected) and produces detected particles at time values belonging to set T_{α} ($T_{\alpha\perp}$) at the corresponding output gate. This should not be surprising, for an ideal analyzer neither modifies nor scrambles the incoming vector components, it just separates them (Fig.2c).

All this is natural in the vectors' realm, but leads to paradoxes if a description in terms of Boolean logic (or usual probabilities, see question 3.1) is attempted. In the intuitive (Boolean) way of thinking, one anticipates that only an infinitesimal fraction of the uniformly distributed values of $v(t)$ (Fig.2a on the right) is parallel or orthogonal to α . Yet, these fractions turn out to be here as large as $1/2$, for any value of α (Fig.2b on the right). From the Boolean point of view, this feature has the flavor of an inversion of cause and effect, a paradox often found in QM.

Eq.10 is the first signal that strange things may happen when dealing with vectors. Be aware that no "quantum" or "non-local" effects are involved here, just vectors' properties. As will be seen below, eq.10 is the key to reproduce the QM predictions for the Bell's experiment without violating Locality or Realism (definitions #1, of course). As it is just seen, its derivation is simple. Yet, I have not found it mentioned before. On the contrary, in the case of an incident non-polarized ensemble,

QM affirms the polarization of single systems to be definite only *after* the analyzer.

Note that, as a consequence of eq.10, eqs.6 and 7 can be written:

$$(1/u) \int_{T_\alpha} dt. V^2(t) = (1/u) \int_{T_{\alpha \perp}} dt. V^2(t) = N_\alpha = 1/2.N \quad (11)$$

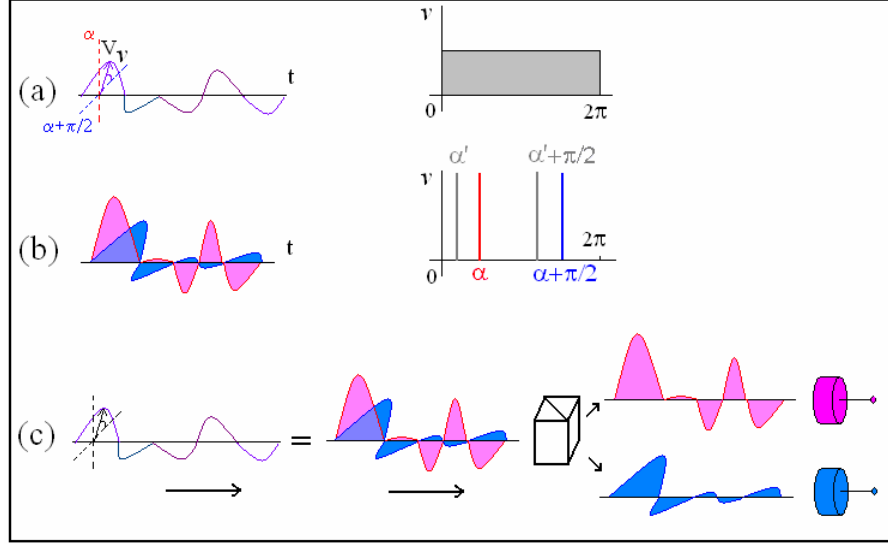


Figure 2: **(a) Left:** the vector HV evolves inside and outside the plane of the paper, red color indicates the plane of the paper, blue the orthogonal one, different degrees of violet indicate intermediate planes. **Right:** For a non-polarized ensemble, the probability distribution of $v(t)$ is intuitively thought uniform in $[0, 2\pi]$. **(b): Left:** the vector HV can be decomposed into two orthogonal components, one parallel to an arbitrary angle α (the plane of the paper, red) the other one orthogonal to it (blue). This is not a physical operation, just a change from polar to Cartesian coordinates. **Right:** as a consequence, the probability distribution of $v(t)$ changes from uniform to two sort of “deltas”, placed at α and $\alpha + \pi/2$. Besides, as α is arbitrary, their position is undefined (α' and $\alpha' + \pi/2$ are also possible). This does not mean an inversion of cause and effect, but that a description in terms of probability distributions (which presupposes Boolean logic) cannot be applied here. **(c):** The elements that determine whether one detection in each output gate occurs, or not, are well defined before the arrival to the analyzer. The analyzer merely separates two already existing elements.

Step 4: Transmission through two analyzers (Malus' law).

Consider an analyzer B at angle β placed after the analyzer A at angle α . The number of particles detected after both “transmitted” gates is given by the time integral for the analyzer B , but calculated over the set T_α . That is, over the set of times where a particle would have been detected after A . This counterfactual reasoning is forbidden in QM, but it is acceptable in this model (which is counterfactual definite):

$$N_{\beta \text{ after } A} = (1/u) \int_{T_\alpha} dt. V^2(t). \cos^2[v(t) - \beta] \quad (12a)$$

From eq.10, $v(t)/\mathbf{e}_\alpha$ (or $v(t) = \alpha \forall t \in T_\alpha$), and using eq.11:

$$N_{\beta \text{ after } A} = (1/u) \int_{T_\alpha} dt. V^2(t). \cos^2(\alpha - \beta) = \cos^2(\alpha - \beta). (1/u) \int_{T_\alpha} dt. V^2(t) = 1/2.N. \cos^2(\alpha - \beta) \quad (12b)$$

which is Malus' law.

Step 5: Entanglement.

Consider two systems that are observed at remote stations A and B with detectors placed after analyzers oriented at angles α and β . In the general case, these systems are described with independent HV named $\mathbf{V}^A(t)$ and $\mathbf{V}^B(t)$. Let suppose now they are entangled as the Bell state $|\psi_{AB}\rangle = (1/\sqrt{2})\{|x_A, y_B\rangle - |y_A, x_B\rangle\}$ in the usual notation. This is taken into account here by stating that the HV in each system are not independent, but instead:

$$\mathbf{V}^A(t) = f(t) \cdot \mathbf{e}_x + g(t) \cdot \mathbf{e}_y \quad (13a)$$

$$\mathbf{V}^B(t) = g(t) \cdot \mathbf{e}_x - f(t) \cdot \mathbf{e}_y \quad (13b)$$

so that (see Fig.1):

$$\mathbf{v}^B(t) = \mathbf{v}^A(t) - \pi/2 \quad (13c)$$

Note that the modules of $\mathbf{V}^A(t)$ and $\mathbf{V}^B(t)$ are the same $\forall t$. If identical detectors are placed at stations A and B , they will detect the same number of particles in each time interval, in a deterministic way. This result agrees with QM predictions for an entangled state. Nevertheless, differences between the vector-HV model and QM do exist. In the first place, QM assumes intrinsic indeterminism and hence offers no explanation to the coincident detections other than: “it is the result obtained from the formulae”. Instead, the vector-HV model does provide a clear relationship of cause and effect. In the second place, an entangled state is described in QM with a single mathematical object existing in an abstract space. This object has no internal parts, yet it is extended in the real space. It is an “atom” (in the original ancient Greek meaning) of arbitrary size. It is not surprising that this object may induce, in some cases, seemingly non-local effects. Instead, in the vector-HV model the entangled state is described with two vector HV that are related at the moment of their emission. Afterwards they are fully separated, counterfactual definite, and evolve and act locally.

The number of particles detected after the analyzer at station B is, from eq.4:

$$N_\beta = (1/u) \int_0^{Tr} dt. |\mathbf{V}^B(t) \cdot \mathbf{v}^B(t) \cdot \mathbf{e}_\beta|^2 = (1/u) \int_0^{Tr} dt. \{ \mathbf{V}^B(t) \cdot \cos[\mathbf{v}^B(t) - \beta] \}^2 \quad (14)$$

The number of coincidences N_{coinc} in the “transmitted-transmitted” gates of the analyzers at A and B can be defined as the number of detections at B that occur at time intervals which are included in the set of time intervals in which detections occur at A . This number is then given by eq.14 but integrating over the set T_α . Taking into account eq.13c and that $[\mathbf{V}^B(t)]^2 = [\mathbf{V}^A(t)]^2 = \mathbf{V}^2(t)$:

$$N_{coinc} = (1/u) \int_{T_\alpha} dt. \mathbf{V}^2(t) \cdot \cos^2[\mathbf{V}^A(t) - \pi/2 - \beta] \quad (15)$$

From eq.10, $\mathbf{v}(t)/\mathbf{e}_\alpha$ (or $v(t) = \alpha$) $\forall t \in T_\alpha$, and using eq.11 then:

$$N_{coinc} = (1/u) \int_{T\alpha} dt. V^2(t). \cos^2[\alpha - \pi/2 - \beta] = \sin^2(\alpha - \beta). (1/u) \int_{T\alpha} dt. V^2(t) = 1/2.N.\sin^2(\alpha - \beta) \quad (16)$$

which is the QM prediction for the state $|\psi^-\rangle$. Of course, eq.16 violates Bell's inequalities. The results for the other Bell states are obtained assuming that $\mathbf{V}^B(t)$ is:

$$\text{for } |\varphi^+\rangle: \mathbf{V}^B(t) = f(t).\mathbf{e}_x + g(t).\mathbf{e}_y \Rightarrow v^B(t) = v^A(t) \text{ hence } N_{coinc} = 1/2.N.\cos^2(\alpha - \beta) \quad (17a)$$

$$\text{for } |\psi^+\rangle: \mathbf{V}^B(t) = g(t).\mathbf{e}_x + f(t).\mathbf{e}_y \Rightarrow v^B(t) = v^A(t) + \pi/2 \text{ hence } N_{coinc} = 1/2.N.\sin^2(\alpha + \beta) \quad (17b)$$

$$\text{for } |\varphi^-\rangle: \mathbf{V}^B(t) = f(t).\mathbf{e}_x - g(t).\mathbf{e}_y \Rightarrow v^B(t) = -v^A(t) \text{ hence } N_{coinc} = 1/2.N.\cos^2(\alpha + \beta) \quad (17c)$$

while $\mathbf{V}_i^A(t) = f(t).\mathbf{e}_x + g(t).\mathbf{e}_y$ in all cases.

These results are possible within Local Realism (#1, of course) because of the vector nature of the HV and the corresponding operation (projection), what make the model non-Boolean. In the Boolean model (see Section SM I), the single systems at stations *A* and *B* share, from start, some properties: the scalar HV named λ . Detection is determined by the condition that the λ -s belong to a certain *set*. The number of coincidences is calculated from the *intersection* of two sets: the one that corresponds to detection in *A* with the one that corresponds to detection in *B*. This produces a function which is, at best, in the limit established by Bell's inequalities (= Boolean conditions of completeness).

In the (non-Boolean) vector-HV model instead, the single systems at stations *A* and *B* share, from start, *vectors* with related orientations. Detection is determined by the condition that a vector component is parallel to the analyzer's axis. The number of coincidences is calculated as the square of the *projection* of the shared component vector (which corresponds to detection in *A*) into the vector corresponding to detection in *B* (or vice versa): $(\mathbf{e}_\alpha.\mathbf{e}_\beta)^2$. This produces a cosinus squared function, which is the QM prediction and violates the Bell-Boole limit (see also Sections SM I and SM IV.1 and IV.3).

3. Some questions.

3.1 Is it possible to express the vector-HV model in terms of probabilities?

Any doubt about the validity of Local Realism in the vector-HV model would vanish if the probability of coincident detection could be expressed in the usual way, that is: as the integrals $\int d\lambda. \rho(\lambda). P_{AB}(\lambda, a, b) = \int d\lambda. \rho(\lambda). P_A(\lambda, a). P_B(\lambda, b)$. But this is not possible. Usual probabilities (that is, holding to Kolmogorov's axioms) *presuppose a Boolean algebra*. If the latter is abandoned, then it is impossible to get probabilities holding to Kolmogorov's axioms in all cases (in particular, it is impossible in the case of Bell's experiment at the usual angle settings). Some 35 years ago, the alternative of using probabilities outside the [0,1] range to explain quantum correlations was known as "extended probabilities" and received much attention [15]. This alternative has been recently

renamed “non-Kolmogorovianity”.

Steps 1-5 can be read as a path to reach the correct result, eqs.16-17, circumventing the use of probabilities. If the use of probabilities is attempted, the consequences of leaving Boolean logic immediately arise as a violation of Kolmogorov’s axioms (f.ex, as extended probabilities). By following Steps 1-5 instead, the consequences of leaving Boolean logic are not evident from start, one persists in the path, reaches the end and is able to see that, after all, Locality and Realism (definitions #1, of course) are compatible with QM predictions. Nevertheless, probabilities can be consistently used in the vectors’ realm in many cases. What the non-Boolean condition implies is that this cannot be taken for granted. The Bell’s experiment is one case where its use gives rise to inconsistencies (= apparent violation of Local Realism).

The vector-HV model is apparently in contradiction with the demonstration that, assuming that free will exists, no extension of QM (that is, a HV theory) can provide more information (about the outcomes of future measurements) than QM itself [16]. That demonstration is derived from constraints on distributions of conditional probabilities; hence, it presupposes Boolean logic. As the vector-HV model is non-Boolean, there is no contradiction.

3.2 Is it possible to build up a (classical) computer simulation of the vector-HV model?

It has been argued that proper simulations of QM problems with classical computers are impossible, for the logic of classical computers’ gates is Boolean. The conclusion is most probably true, but that explanation sounds esoteric to my taste. Let see the situation in some detail. The key is eq.10.

In order to reproduce this result in a classical computer code, one has to require the $\mathbf{v}^A(t)$ to be parallel or orthogonal to \mathbf{e}_α . That is, the distribution of $\mathbf{v}(t)$ must be not uniform, but peaked in α and $\alpha+\pi/2$ (see Fig.2). This feature arises spontaneously when dealing with vectors but, in Boolean logic, it requires the HV to have a setting-dependent distribution $\rho(\lambda, \alpha)$. This means contextuality, which is a well known way to violate Bell’s inequalities within a classical framework. In my opinion, this situation offers a precise understanding of what is meant by the often stated quantum principle: *the properties of a physical system depend on the definition of the apparatus of observation* (in this case, the value of α). If a description in terms of Kolmogorovian probabilities (that is, within Boolean logic) is attempted, then it is necessary to define the analyzer’s setting α from start. If one uses vector (non-Boolean) logic instead, the definition of α from start is unnecessary, and hence the properties of the physical system do *not* depend on the definition of the apparatus of observation

In summary: a classical computer can reproduce eqs.16-17 only if contextuality is somehow introduced in the code. On the other hand, a quantum computer is, of course, able to reproduce eqs.16-17. The quantum circuit is equivalent to the Bell’s experiment itself and is one of the

simplest of all, involving only two qubits, one Hadamard and one CNOT transformation [17]. This discussion hopefully illustrates how and why seeming non-local effects arise from the attempt to use Boolean logic, and the differences between classical and quantum computers (which may well be called “wave computers” [18], see also Conclusions and SM IV.4).

3.3 Isn't the vector-HV model just a pedestrian version of QM?

The similarity between the projection operation for vectors and for quantum states may induce one to believe that the vector-HV is just QM in disguise. The vector-HV model is pedestrian indeed, but it goes beyond QM. The counterfactually definite $\mathbf{V}^A(t)$ and $\mathbf{V}^B(t)$ vectors are *not* part of QM. They allow predicting with certainty whether one particle is detected during some time interval, or not. This is a prediction which QM is explicitly unable to do in the general case. The vector-HV model completes the QM description of physical reality of the Bell's experiment in the EPR-sense.

The condition of ortho-normality derived in Section SM II puts light on the relationship between the vector-HV and the QM states. It is found that, in general, only the averaged (over the complete run) expressions of the vector-HV are ortho-normal, that is, fulfill the properties of QM states. This result indicates that (as it is often claimed) the QM states represent statistical properties of an ensemble of single objects. The properties of the single objects themselves are described by the vector-HV. I stress that these single objects cannot be described by sets of properties, but by vectors. Therefore, they do not hold to Boolean logic. That's why the emerging statistical description (= the QM state) has features different from the familiar (Kolmogorovian) probability distribution function. The QM state is the statistical description of non-Boolean single elements, thus, not surprisingly, it is non-Boolean too. When treated as if it were Boolean it displays, in some cases, negative probability values or seeming nonlocal features.

The vector-HV model presented in this paper is not claimed to be definitive, the only possible one or the best. It is just *one example* of how QM results can be derived without violating Locality or Realism (definitions #1, of course). I hope future developments will improve it (see Conclusions). In the History of Physics, mechanics of single bullet-like (or Boolean, or non-wavy) elements was derived first and their statistical treatment (classical thermodynamics) later. For wavy elements instead, the statistical treatment was derived first (QM). The model presented in this paper can be read as a pedestrian first step towards the development of the mechanics of the single wavy element (see also Sections SM II and SM IV.4).

I mean the main text of this paper to be as short as possible. Some other questions of probable interest, as well as the derivation of the ortho-normality conditions (which put light on the possible meaning of the QM state), and the sketch of the Hong-Ou-Mandel and entanglement swapping effects, are left for the Supplementary Material (SM) sections.

4. Conclusions.

In their book “Quantum Optics”, [19] M.Scully and M.Zubairy stated that most experiments performed by that date could be explained, at least in a semi-quantitative way, by a semi-classical theory of light (which assumes quantized matter and a classical field) plus vacuum fluctuations. This theory is known as “stochastic electrodynamics”. They also stated two phenomena that unavoidably required field quantization: quantum beats and the remote correlations produced by an entangled state of two photons. The vector-HV model introduced in this paper can be read as a lesser chapter of the semi-classical theory, specifically devised to explain the second phenomenon. It may be interesting rigging the vector-HV model with vacuum fluctuations, frequency bandwidths and Fourier bounds for the $f(t)$ and $g(t)$, to include it properly into stochastic electrodynamics.

The vector-HV $\mathbf{V}^A(t)$ and $\mathbf{V}^B(t)$ complete the description of the physical reality of a state of two qubits entangled in polarization. They are the missing “elements of reality”, in the EPR-sense. That state is important, for it is involved in the most abundant and thoroughly performed set of experimental tests of QM. But it is not the whole QM. Whether or not the vector-HV model can be expanded to describe the correlations in other types of entanglement and in more complex entangled states (GHZ, cluster, graphs, etc.) is an appealing field for future theoretical research. The aim of this expansion would *not* be, of course, to replace already existing and successful QM descriptions, but to find the limits of the semi-classical approach. From the experimental point of view instead, the vector-HV model is irrelevant. Its predictions regarding Bell’s, Hong-Ou-Mandel and entanglement swapping experiments are the same than those of QM. All problems of practical interest will continue to be described using QM. The vector-HV model is hence superfluous and, by Ockham’s razor, should be discarded. Nevertheless, I believe that the demonstration that QM predictions for spatially extended entangled states of two qubits can be reproduced without violating Locality or Realism (definitions #1) does have importance. Recall that these forms of Locality and Realism are assumed not only in everyday’s life, but also in all scientific practice. In any case, many will feel more at ease being able to save them, than being forced to give them up.

Finally, it is worth recalling QM was built as it is, because it had to describe wave phenomena. The condition of stationary (electron’s) waves explained the lack of radiated energy from accelerated electrons in the atom and the discrete pattern of spectral lines. Interference of electrons (and other elementary particles as well) was directly observed. Schrödinger equation was a wave equation. The microscopic world was undoubtedly wavy. That’s why QM was often named *Wave Mechanics* in old textbooks. In turn, vectors are the simplest tool to describe wave phenomena. Vectors’ algebra is non-Boolean, and hence violates Boole’s conditions of completeness (= Bell’s inequalities). Development of simple vectors’ space eventually leads to the

Hilbert's space of QM. However, these somehow soothing arguments do not imply that the common perception of the existence of "mysteries" in QM is misled. For, vectors are strange things, more than they seem to be at first sight. Some mysteries of QM are just the ones of vectors, but these are mysterious enough: superposition states and their violation of the Boolean yes-no logic (a vector is not always x or y , inside or outside a set, cat dead or alive; for it can also be x and y , even if x and y are exclusive), apparent violation of cause-effect (f.ex. Step 3), failure of a description in terms of usual (Kolmogorovian) probabilities and, as it is shown in this paper, violation of Bell's inequalities. The contradiction between QM and Local Realism (definitions #1) does not exist. It is just an artifact (*artifact: in the lab's jargon meaning a signal detected but inexistent, caused by erroneous use of instruments*), caused by forcing a Boolean tool (= usual probabilities) to describe a non-Boolean problem (= wave phenomena).

Acknowledgements.

Many thanks to Mónica Agüero, Donald Graft and Marcelo Kovalsky for their interest and advices. This material is based upon research supported by, or in part by, the U. S. Office of Naval Research under award number N62909-18-1-2021. Also, by grant PIP 2017-027 CONICET (Argentina).

References.

- [1] J.Clauser and A.Shimony, “Bell’s theorem: experimental tests and implications”, *Rep. Prog. Phys.* **41** p.1881 (1978).
- [2] M.Giustina *et al.*, “A significant loophole-free test of Bell’s theorem with entangled photons”, *Phys.Rev.Lett.* **115**, 250401 (2015), also arXiv:1511.03190.
- [3] L.Shalm *et al.*, “A strong loophole-free test of Local realism”, *Phys.Rev.Lett.* **115**, 250402 (2015), also arXiv: 1511.03189.
- [4] B.Hensen *et al.*, “Loophole-free Bell inequality violation using electron spins separated by 1.3 kilometres”, *Nature* **526** p.682 (2015).
- [5] W.Rosenfeld *et al.*, “Event-ready Bell-test using entangled atoms simultaneously closing detection and locality loopholes”, *Phys. Rev. Lett.* **119**, 010402 (2017).
- [6] V.Buonomano, “A limitation on Bell’s inequality”, *Annales del’I.H.P. Sect.A*, 29 p.379 (1978).
- [7] A.Khrennikov, “Buonomano against Bell: nonergodicity or nonlocality?”, *Int. J. Quantum Inf.* **15** 1740010 (2017).
- [8] K.Hess *et al.*, “Hidden assumptions in the derivation of the Theorem of Bell”, *Phys. Scr.* 2012 01002.
- [9] J.Geurdes, “A counter-example to Bell’s theorem with a softened singularity and a critical remark to the implicit demand that physical signals may not travel faster than light”, *arxiv:physics/0112036*.
- [10] H. De Raedt *et al.*, “Extended Boole-Bell Inequalities Applicable to Quantum Theory”, *J. of Computational and Theoretical Nanoscience*, **8** p.1011 (2011).
- [11] S.Fortín *et al.*, “A logical approach to the Quantum-Classical transition”, in *Quantum Worlds: Perspectives in the ontology of Quantum Mechanics*, O.Lombardi, S.Fortín, C.López and F.Holik Editors, Cambridge University Press, Cambridge 2019.
- [12] B.d’Espagnat, “Nonseparability and the tentative descriptions of reality”, *Phys.Rep.***110** p.201 (1984).
- [13] A.Cabello, “Interpretations of Quantum Theory: A Map of Madness”, in *What is Quantum Information?*, Cambridge University Press, Cambridge, UK, (2017) edited by O.Lombardi *et al.*, arXiv:1509.04711.
- [14] A.Hnilo, “Consequences of recent loophole-free experiments on a relaxation of measurement independence”, *Phys.Rev.A* **95**, 022102 (2017).
- [15] W.Mückenheim *et al.*, *Phys.Reports* **133**(6) p.337 (1986).
- [16] R.Colbeck and R.Renner, “No extension of quantum theory can have improved predictive power”, *Nat. Comm.* **2**:411 (2011).
- [17] J.Preskill, *Quantum Computation Lecture Notes* Chapter 4, Caltech Ph219/CS219, (2013-2014).
- [18] N.David Mermin, “What has Quantum Mechanics to do with factoring?” *Phys.Today* **60**(4) p.8 (2007).
- [19] M.Scully and M.Zubairy, *Quantum Optics* Chapter 1, Cambridge University Press, Cambridge 1999.
- [20] H.Zwirn, “Non Locality vs. modified Realism” *Found. Phys.* **50** p.1 (2020).
- [21] S.Braunstein and A.Mann, “Measurement of the Bell operator and quantum teleportation”, *Phys.Rev.A* **51** p.R1727 (1995).
- [22] A.Garuccio and F.Selleri, “Nonlocal interactions and Bell’s inequality”, *Nuovo Cim.* **36B** p.176 (1976).
- [23] A.Khrennikov, “Get Rid of Nonlocality from Quantum Physics”, *Entropy* **2019**, 21, 806; doi:10.3390/e21080806.
- [24] A.Hnilo, “Quantum Mechanical description of Bell’s experiment assumes Locality”, *arxiv.org/abs/2002.12153*.

SUPPLEMENTARY MATERIAL.

I. A Boolean hidden variables model.

A Boolean HV model is presented following the same steps than the non-Boolean vector-HV model in the main text. It is based on a simple HV model that saturates Bell's inequalities and has been used before to evaluate the significance of some experimental results [14].

Step 1: Condition for particle detection.

The system under consideration includes a “rain” of unobservable particles, let's call them “tokens”. Each token carries the value of a random angular HV named λ : $0 \leq \lambda \leq \pi$. The distribution $\rho(\lambda)$ of the tokens' values on the range of λ is uniform, $\rho(\lambda) \in [0,1] \forall \lambda$ and $\int d\lambda. \rho(\lambda) = 1$. The time integral of the rain of tokens between times θ_i and θ_i+T is named n_i :

$$n_i = \int_{\theta_i}^{\theta_i+T} dt. \rho[\lambda(t)] \quad (\text{I.1})$$

If $n_i \geq q_i.u$, q_i particles are (deterministically) detected during the time interval $[\theta_i, \theta_i+T]$. The number of particles detected in an experimental run of duration Tr is N :

$$N = \text{INTEGER} \left\{ (1/u) \int_0^{Tr} dt. \rho[\lambda(t)] \right\} \approx (1/u) \int_0^{Tr} dt. \rho[\lambda(t)] \quad (\text{I.2})$$

for sufficiently large N . This approximation is supposed valid in what follows.

Step 2: Action of a polarization analyzer.

A polarization analyzer (in λ) oriented at an angle α has a transmission $P(\alpha, \lambda)$ defined as $P(\alpha, \lambda) = 1$ if $\alpha - \pi/4 \leq \lambda \leq \alpha + \pi/4$, $P(\alpha, \lambda) = 0$ otherwise (see Fig.SM1).

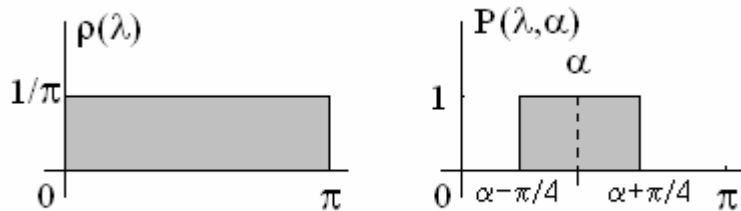


Figure SM1: Left: distribution function of the λ -HV. Right: probability of transmission (in gray) of a polarization analyzer oriented at angle α .

The number N_α of particles detected after the analyzer in a complete run is then:

$$N_\alpha = (1/u) \int_0^{Tr} dt. \rho[\lambda(t)].P[\alpha, \lambda(t)] \quad (I.3)$$

The role played by the “transmitted” and “reflected” gates is interchanged if the analyzer is rotated an angle $\pi/2$. Under the same assumptions than in the main text, the number $N_{\alpha\perp}$ of particles detected in the reflected gate of the same analyzer holds to:

$$N_{\alpha\perp} = N_\alpha = 1/2 \cdot (1/u) \int_0^{Tr} dt. \rho[\lambda(t)] = 1/2 \cdot N \quad (I.4)$$

Step 3: The sets of time values in which particles are detected after an analyzer.

Let define as T_α the set made of the union of the time values in which at least one particle is detected at the “transmitted” gate of an analyzer oriented at angle α . By definition, the integral over this set holds to:

$$(1/u) \int_{T_\alpha} dt. \rho[\lambda(t)].P[\alpha, \lambda(t)] = N_\alpha \quad (I.5)$$

In the same way, let define as $T_{\alpha\perp}$ the set made of the union of the time values in which at least one particle is detected at the “reflected” gate of the same analyzer. The considerations regarding resolution time and the set T_0 stated in the main text apply here too. For an ideally balanced and lossless analyzer it is then valid that:

$$(1/u) \int_{T_{\alpha\perp}} dt. \rho[\lambda(t)].P[\alpha \pm \pi/2, \lambda(t)] = N_\alpha \quad (I.6)$$

The integral in eq.I.3 can be then decomposed in integrals over the T_α and $T_{\alpha\perp}$ sets:

$$(1/u) \int_0^{Tr} dt. \rho[\lambda(t)].P[\alpha, \lambda(t)] = (1/u) \int_{T_\alpha} dt. \rho[\lambda(t)].P[\alpha, \lambda(t)] + (1/u) \int_{T_{\alpha\perp}} dt. \rho[\lambda(t)].P[\alpha, \lambda(t)] \quad (I.7)$$

From eq.I.5 the first term in the rhs is already equal to N_α , so that the second term must be equal to zero. This means that $\lambda(t)$ is outside the transmission region $[\alpha - \pi/4, \alpha + \pi/4]$ for all values of $t \in T_{\alpha\perp}$. In the same way, for the “reflected” gate:

$$N_\alpha = (1/u) \int_{T_\alpha} dt. \rho[\lambda(t)].P[\alpha \pm \pi/2, \lambda(t)] + (1/u) \int_{T_{\alpha\perp}} dt. \rho[\lambda(t)].P[\alpha \pm \pi/2, \lambda(t)] \quad (I.8)$$

the first term in the rhs must be zero, what is possible only if $\lambda(t)$ is inside the transmission region $[\alpha - \pi/4, \alpha + \pi/4]$ for all values of $t \in T_\alpha$. In simpler words: only tokens with values of $\lambda(t)$ within the analyzer’s transmission interval in HV space (where $P[\alpha, \lambda(t)] = 1$) contribute to produce detected particles after the analyzer. This result is evident for the intuitive (Boolean) way of thinking. Be aware of the difference: there is one *set* of transmitting values of the HV here, while there was one

transmitting *vector orientation* in the non-Boolean case.

Step 4: Transmission through two analyzers.

Consider the value of the integral after an analyzer oriented at angle β , but calculated over the set T_α . This physically corresponds to the case of an analyzer B at angle β placed after the analyzer A at angle α (see Fig.SM2).

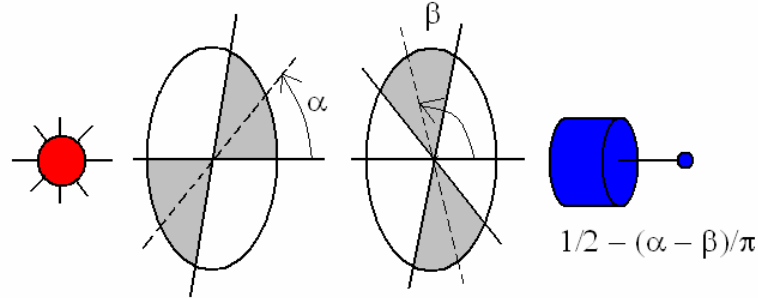


Figure SM2: In the Boolean HV model described in this Section, an analyzer can be thought as a disk with two transparent (gray) and two reflecting (white) quadrants in the space of the HV. The transmission through two analyzers is the saw tooth function: $\frac{1}{2} - (\alpha - \beta)/\pi$, which is the “Boolean” version of Malus’ law.

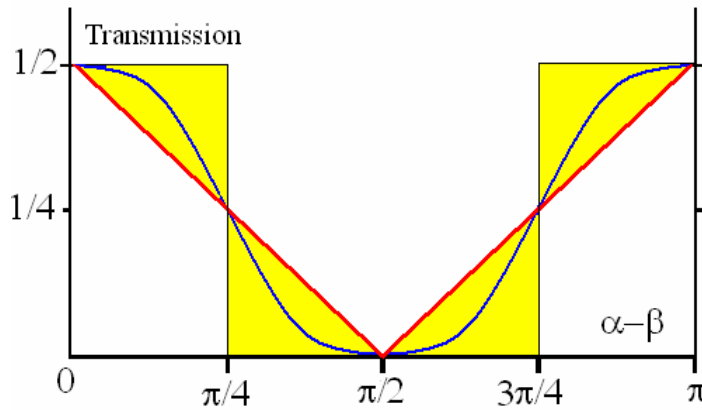


Figure SM3: Transmission of a non polarized ensemble through two analyzers according to the Boolean (red) and the non-Boolean (blue) models. Note that both models predict identical values for angle difference equal to 0 and the multiples of $\pi/4$. In the first case it is a saw tooth function. In the second case instead, the transmission is a cosinus-squared function (Malus’ law). In the case of Bell’s experiment the analyzers are spatially remote, but the reasoning is the same. The red line is also the limit imposed by Bell’s inequalities (= Boolean logic). No correlation can be above the red line in $[0, \pi/4]$ and $[3\pi/4, \pi]$, and below it in $[\pi/4, 3\pi/4]$ (yellow areas). The vector-HV model, and QM as well, are non-Boolean and predict a curve which is fully into the “forbidden” region. Warning: the difference between the red and blue lines is exaggerated to enhance visibility.

The number of detected particles in these conditions is:

$$N_{\beta \text{ after } A} = (1/u) \int_{T_\alpha} dt. \rho[\lambda(t)].P[\beta, \lambda(t)] \quad (\text{I.9})$$

From Step 3 above, $\lambda(t) \in [\alpha - \pi/4, \alpha + \pi/4] \quad \forall t \in T_\alpha$, but $P[\beta, \lambda(t)] \neq 0$ only if $\lambda(t) \in [\beta - \pi/4, \beta + \pi/4]$.

Therefore, the integrand is different from zero only in the overlap of both analyzers' transmission regions. This is the core of the difference between the two models: “projection of vectors” in the non-Boolean case, “overlap (intersection) of sets” here. The overlap of $P(\alpha, \lambda)$ and $P(\beta, \lambda)$ is a saw tooth function, which has no closed expression. Assuming the range $\alpha > \beta$ and $\alpha - \beta < \pi/2$:

$$N_{\beta \text{ after } A} = (\pi/2 - \alpha + \beta) \cdot (2/\pi) \cdot (1/u) \int_{T_\alpha} dt \cdot \rho[\lambda(t)] = (\pi/2 - \alpha + \beta) \cdot (1/\pi) \cdot N \quad (\text{I.10})$$

which is the “Boolean” version of Malus' law. Note that the average number of transmitted particles varies linearly with the angle $(\alpha - \beta)$. Compare with the non-Boolean case, which is quadratic in the neighborhood of $\alpha - \beta = 0, \pi/2$ (see Figure SM3).

Step 5: Entanglement.

Consider now two systems that are observed at remote stations A and B with detectors after analyzers oriented at angles α and β . In general, these fields include tokens with independent random values: $\lambda^A(t)$ and $\lambda^B(t)$. Let suppose entanglement according to Bell state $|\psi^-\rangle$. Then the HV carried by the tokens are no longer independent, but related in this way:

$$\lambda^B(t) = \lambda^A(t) - \pi/2 \quad (\text{I.11})$$

The number of particles detected after the analyzer at station B is:

$$N_\beta = (1/u) \int_0^{T_r} dt \cdot \rho[\lambda^B(t)] \cdot P[\beta, \lambda^B(t)] \quad (\text{I.12})$$

The number of coincidences N_{coinc} is defined as the number of detections at B that occur at the same time intervals that detections are observed at A (or vice versa). This number is given by eq.I.12 but integrating over the set T_α . Taking into account eq.I.11:

$$N_{coinc} = (1/u) \int_{T_\alpha} dt \cdot \rho[\lambda^B(t)] \cdot P[\beta, \lambda^A(t) - \pi/2] \quad (\text{I.13})$$

From Step 3, $\lambda^A(t) \in [\alpha - \pi/4, \alpha + \pi/4] \forall t \in T_\alpha$. As in Step 4 above, the integrand is different from zero only in the overlap of both analyzers' transmission regions:

$$N_{coinc} = (\alpha - \beta) \cdot (1/\pi) \cdot N \quad (\text{I.14})$$

Eq.I.14 is a saw tooth function exactly in the limit allowed by Bell's inequalities, or Boolean logic. For the other Bell states the relationships between the HV are: $\lambda^B(t) = \lambda^A(t)$ for $|\varphi^+\rangle$, $\lambda^B(t) = -\lambda^A(t)$ for $|\varphi^-\rangle$ and $\lambda^B(t) = \lambda^A(t) + \pi/2$ for $|\psi^+\rangle$.

Eq.I.14 can be obtained directly as the overlap of the areas different from zero (see Fig.SM1) in the expressions of $P(\alpha, \lambda^A)$ and $P(\beta, \lambda^B)$ using λ as the only HV with uniform distribution. Tokens and time integrals are not really necessary. They are introduced here just to stress the analogy with the derivation of the vector-HV model in the main text and to make evident, by contrast, where the

differences are.

II. Ortho-normality conditions for the vector hidden variables corresponding to Bell states.

In QM, the ket $|\psi\rangle$ is an element in a (complex) vector space, and the bra $\langle\psi|$ denotes a linear functional, or an element in the dual space. In the vector-HV model instead, states are represented by simple vectors, all in an equal foot. *Vector-Bell* states (indicated with bold typed letters) are obtained directly from applying eqs.13-17 in the main text, f.ex.:

$$\boldsymbol{\Psi}_{AB}^-(t) \equiv \mathbf{V}^A(t) \cdot \mathbf{V}^B(t) = [f(t) \cdot \mathbf{e}_{xA} + g(t) \cdot \mathbf{e}_{yA}] \cdot [g(t) \cdot \mathbf{e}_{xB} - f(t) \cdot \mathbf{e}_{yB}] \quad (\text{II.1a})$$

in the same way:

$$\boldsymbol{\Psi}_{AB}^+(t) = [f(t) \cdot \mathbf{e}_{xA} + g(t) \cdot \mathbf{e}_{yA}] \cdot [g(t) \cdot \mathbf{e}_{xB} + f(t) \cdot \mathbf{e}_{yB}] \quad (\text{II.1b})$$

$$\boldsymbol{\Phi}_{AB}^+(t) = [f(t) \cdot \mathbf{e}_{xA} + g(t) \cdot \mathbf{e}_{yA}] \cdot [f(t) \cdot \mathbf{e}_{xB} + g(t) \cdot \mathbf{e}_{yB}] \quad (\text{II.1c})$$

$$\boldsymbol{\Phi}_{AB}^-(t) = [f(t) \cdot \mathbf{e}_{xA} + g(t) \cdot \mathbf{e}_{yA}] \cdot [f(t) \cdot \mathbf{e}_{xB} - g(t) \cdot \mathbf{e}_{yB}] \quad (\text{II.1d})$$

These vector-Bell states are normalized. What in QM is $\langle\psi_{AB}|\psi_{AB}\rangle$ corresponds here to the square root of the scalar product of $\boldsymbol{\Psi}_{AB}^-(t)$ with itself, f.ex.:

$$|\boldsymbol{\Psi}_{AB}^-(t)| = [\boldsymbol{\Psi}_{AB}^-(t) \cdot \boldsymbol{\Psi}_{AB}^-(t)]^{1/2} = \{[f(t) \cdot g(t)]^2 + f^4(t) + g^4(t) + [g(t) \cdot f(t)]^2\}^{1/2} = f^2(t) + g^2(t) = V^2(t) \quad (\text{II.2})$$

This result is the same for all vector-Bell states. The value of $V^2(t)$ changes in time, but its average over the complete run is equal to $N.u$ (see eq.3). Therefore:

$$\langle|\boldsymbol{\Phi}(t)|\rangle \equiv (1/Tr) \int_0^{Tr} dt. |\boldsymbol{\Phi}(t)| = N.u/Tr = u/T \quad (\text{II.3})$$

where $\boldsymbol{\Phi}(t)$ indicates any of the four vector-Bell states and T is the average time in which one particle is detected. Defining $u/T=1$, all vector-Bell states are normalized. Note that u/T is a sort of “single particle average power”, so that this scaling is physically reasonable.

Orthogonality among vector-Bell states is also directly obtained. F.ex., $\langle\boldsymbol{\Psi}_{AB}^-|\boldsymbol{\Phi}_{AB}^+\rangle$ is here (see eqs.II.1, time dependence in the rhs is dropped for simplicity):

$$\boldsymbol{\Psi}_{AB}^-(t) \cdot \boldsymbol{\Phi}_{AB}^+(t) = (f \cdot g, -f^2, g^2, -f \cdot g) \cdot (f^2, f \cdot g, g \cdot f, g^2) = 0 \quad (\text{II.4})$$

the same is valid for $\boldsymbol{\Psi}_{AB}^+(t) \cdot \boldsymbol{\Phi}_{AB}^-(t)$. For $\boldsymbol{\Psi}_{AB}^+(t) \cdot \boldsymbol{\Phi}_{AB}^+(t)$ instead:

$$\boldsymbol{\Psi}_{AB}^+(t) \cdot \boldsymbol{\Phi}_{AB}^+(t) = 2 \cdot [f^2(t) + g^2(t)] \cdot f(t) \cdot g(t) = 2 \cdot V^4(t) \cdot \cos[v(t)] \cdot \sin[v(t)] \quad (\text{II.5})$$

which is, in general, different from zero for an arbitrary value of time. Yet, after averaging over the complete run of duration Tr , the trigonometric functions on $v(t)$ average to zero (recall that $V(t)$ and $v(t)$ are independent). The same happens for $\boldsymbol{\Psi}_{AB}^-(t) \cdot \boldsymbol{\Phi}_{AB}^-(t)$. In the same way:

$$\boldsymbol{\Psi}_{AB}^+(t) \cdot \boldsymbol{\Psi}_{AB}^-(t) = [f^2(t) + g^2(t)] \cdot [g^2(t) - f^2(t)] = V^4(t) \cdot \{ \sin^2[v(t)] - \cos^2[v(t)] \} \quad (\text{II.6})$$

average to zero in the complete run. The same happens for $\boldsymbol{\Phi}_{AB}^+(t) \cdot \boldsymbol{\Phi}_{AB}^-(t)$.

In summary: all vector-Bell states are normalized. Vector states with different letter *and* parity are orthogonal for all values of time. The other combinations are orthogonal after averaging

over the complete run.

The results in this Section are consistent with the interpretation of the QM state as a representation of statistical properties of an ensemble of systems (in this case, the vector-HV for all the time values in a complete run), as opposed to the representation of the properties of a single system (in this case, the vector-HV for each time value). They are also consistent with the ψ -epistemic interpretation, which solves the problem of the seeming non-locality of the wavefunction collapse in an elegant way [13,20]. It would be now clear why QM states cannot predict (in general) the outcomes of single events: it would be simply because QM states would provide a purely statistical description. This is not a serious drawback, for no more that that is necessary in practically all cases. The values of the vector-HV (which do allow the prediction of such single outcomes) are known only if the details at the emission process are known, what in general is impossible (and uninteresting). In this sense, QM would be like classical thermodynamics, which ignores, f.ex., the existence of molecules, because this knowledge is unnecessary to describe the phenomena of interest.

III. Hong-Ou-Mandel and entanglement swapping effects.

The following lines are *not* a proposal to replace the usual description of these effects in terms of quantum field theory. These lines are intended merely to show how these effects can be roughly explained by the vector-HV model. This is in order to show the consistency of the vector-HV model with performed experiments, for these effects are used in some of the loophole-free verifications of the violation of Bell's inequalities [4,5].

When two indistinguishable single photons enter a 50%-50% beam-splitter through each of its two input gates, they both leave on the same output gate ("bunching") unless they are in the Bell state $|\psi^-\rangle$. This property is used to experimentally project an undefined two photon state into $|\psi^-\rangle$, and is crucial to achieve entanglement swapping [21]. This effect (Hong-Ou-Mandel) can be sketched in a straightforward way by the vector-HV model, as explained next.

The vectors leaving the beam-splitter at the output gates C,D are related with the vectors at the input gates A,B as:

$$\mathbf{V}^C(t) = [\mathbf{V}^A(t) + \mathbf{V}^B(t)]/\sqrt{2}; \quad \mathbf{V}^D(t) = [\mathbf{V}^A(t) - \mathbf{V}^B(t)]/\sqrt{2} \quad (\text{III.1})$$

Using eq.2 in the main text:

$$m_i^A = \int_{\theta_i}^{\theta_i+T} dt. |\mathbf{V}^A(t)|^2 = \int_{\theta_i}^{\theta_i+T} dt. [f^2(t) + g^2(t)] \quad (\text{III.2})$$

An analogous expression applies for m_i^B . The single incident photon condition is: $m_i^A = m_i^B = u$. For clarity, time dependence is dropped in what follows. For ϕ_{AB}^+ (see eq.II.1c) $V_x^A = V_x^B = f$, $V_y^A =$

$V_y^B = g$. Using eq.III.1, $V_x^C = (f+f)/\sqrt{2}$, $V_y^C = (g+g)/\sqrt{2}$, $V_x^D = (f-f)/\sqrt{2}$, $V_y^D = (g-g)/\sqrt{2}$, then:

$$(V^C)^2 = (V_x^C)^2 + (V_y^C)^2 = (\sqrt{2}f)^2 + (\sqrt{2}g)^2 = 2.V^2(t) \quad (\text{III.3a})$$

$$(V^D)^2 = (V_x^D)^2 + (V_y^D)^2 = [(f-f)/\sqrt{2}]^2 + [(g-g)/\sqrt{2}]^2 = 0 \quad (\text{III.3b})$$

using eq.III.2 to integrate in time within each interval, then:

$$m_i^C = 2.u ; m_i^D = 0 \quad (\text{III.4})$$

this means that two photons are detected at one gate and zero at the other, which is the expected bunching effect. For Ψ_{AB}^- instead (see eq.II.1a):

$$(V^C)^2 = (V_x^C)^2 + (V_y^C)^2 = [(f+g)/\sqrt{2}]^2 + [(g-f)/\sqrt{2}]^2 = V^2(t) \quad (\text{III.5a})$$

$$(V^D)^2 = (V_x^D)^2 + (V_y^D)^2 = [(f-g)/\sqrt{2}]^2 + [(g+f)/\sqrt{2}]^2 = V^2(t) \quad (\text{III.5b})$$

so that, after integrating in time within each interval:

$$m_i^C = m_i^D = u \quad (\text{III.6})$$

therefore, single photons are detected at both output gates in the same time interval. The results of the vector-HV model smoothly fit the QM predictions until this point. The results for the two remaining vector-Bell states are more involved. For Φ_{AB}^- (see eq.II.1d):

$$(V^C)^2 = [(f+f)/\sqrt{2}]^2 + [(g-g)/\sqrt{2}]^2 = 2f^2 = 2.V^2(t).\cos^2[v(t)] \quad (\text{III.7a})$$

$$(V^D)^2 = [(f-f)/\sqrt{2}]^2 + [(g+g)/\sqrt{2}]^2 = 2g^2 = 2.V^2(t).\sin^2[v(t)] \quad (\text{III.7b})$$

so that, after integrating in time within each interval:

$$m_i^C = 2 \int_{\theta_i}^{\theta_i+T} dt.V^2(t) - 2 \int_{\theta_i}^{\theta_i+T} dt.V^2(t).\sin^2[v(t)] = 2.u - m_i^D \quad (\text{III.8a})$$

$$m_i^D = 2 \int_{\theta_i}^{\theta_i+T} dt.V^2(t).\sin^2[v(t)] \neq 0 \text{ in general} \quad (\text{III.8b})$$

So that, leaving aside one particular case ($m_i^D = u$) of zero measure, one photon is detected at one gate and zero at the other. For Ψ_{AB}^+ (see eq.II.1b):

$$(V^C)^2 = [(f+g)/\sqrt{2}]^2 + [(g+f)/\sqrt{2}]^2 = f^2 + g^2 + 2fg = V^2(t) + 2.V^2(t).\cos[v(t)].\sin[v(t)] \quad (\text{III.9a})$$

$$(V^D)^2 = [(f-g)/\sqrt{2}]^2 + [(g-f)/\sqrt{2}]^2 = f^2 + g^2 - 2fg = V^2(t) - 2.V^2(t).\cos[v(t)].\sin[v(t)] \quad (\text{III.9b})$$

so that, after integrating in time within each interval:

$$m_i^C = u + \int_{\theta_i}^{\theta_i+T} dt.V^2(t).\sin[2v(t)] = 2.u - m_i^D \quad (\text{III.10a})$$

$$m_i^D = u - \int_{\theta_i}^{\theta_i+T} dt.V^2(t).\sin[2v(t)] \quad (\text{III.10a})$$

For vector-Bell state Ψ_{AB}^+ let suppose that $v(t)$ evolves slow enough in a time T such that the integrals in eqs.III.10 are different from zero. In this way, one photon is detected at one gate and zero at the other. In Section II, the trigonometric functions of $v(t)$ were supposed to average to zero

over the much longer time Tr , so that there is no contradiction.

Note that, in all cases:

$$m_i^C + m_i^D = 2.u \quad (\text{III.11})$$

so that, excepting for few cases of zero measure, the vector-Bell states ϕ_{AB}^- and ψ_{AB}^+ produce 1 detection at one of the output gates and 0 at the other in each time interval of duration T . However, the bunching effect requires 2 and 0 instead. This can be solved by adding an extra “instruction” to the way the beam splitter operates, stating that the vector-HV with the smaller value of the time integral follows the path of the one with the larger value. In this way, 2 particles are detected in one gate and 0 in the other, as required. If this extra instruction is accepted, QM predictions for the relationships between the polarizations of the two outgoing photons, for all vector-Bell states, are also reproduced. Anyway, even without the extra instruction, the only vector-Bell state that always produces simultaneous detections in the output gates is ψ_{AB}^- , in agreement with QM predictions and fulfilling the experimental requirements to perform entanglement swapping.

The vector-HV model is hence able to sketch the Hong-Ou-Mandel effect. Taking into account the ortho-normality conditions derived in Section II, it is consequently also able to explain entanglement swapping and quantum teleportation. The only difference is that, while the relevant identity among QM states is:

$$|\psi_{12}^-\rangle|\psi_{34}^-\rangle = \frac{1}{2} \{ |\psi_{14}^+\rangle|\psi_{23}^+\rangle - |\psi_{14}^-\rangle|\psi_{23}^-\rangle - |\phi_{14}^+\rangle|\phi_{23}^+\rangle + |\phi_{14}^-\rangle|\phi_{23}^-\rangle \} \quad (\text{III.12})$$

the corresponding identity among vector-Bell states is:

$$\psi_{12}^- \cdot \psi_{34}^- = \frac{1}{2} \{ -\psi_{14}^+ \cdot \psi_{23}^+ + \psi_{14}^- \cdot \psi_{23}^- - \phi_{14}^+ \cdot \phi_{23}^+ - \phi_{14}^- \cdot \phi_{23}^- \} \quad (\text{III.13})$$

The different signs have no observable consequences. Eq.III.13 is valid for all time values. It can be verified by using the following expressions, obtained directly from eqs.II.1:

$$\psi_{14}^+ \cdot \psi_{23}^+ = (f \cdot \mathbf{e}_{x1} + g \cdot \mathbf{e}_{y1}) \cdot (g \cdot \mathbf{e}_{x4} + f \cdot \mathbf{e}_{y4}) \cdot (g \cdot \mathbf{e}_{x2} - f \cdot \mathbf{e}_{y2}) \cdot (-f \cdot \mathbf{e}_{x3} + g \cdot \mathbf{e}_{y3}) \quad (\text{III.14a})$$

$$\psi_{14}^- \cdot \psi_{23}^- = (f \cdot \mathbf{e}_{x1} + g \cdot \mathbf{e}_{y1}) \cdot (g \cdot \mathbf{e}_{x4} - f \cdot \mathbf{e}_{y4}) \cdot (g \cdot \mathbf{e}_{x2} - f \cdot \mathbf{e}_{y2}) \cdot (-f \cdot \mathbf{e}_{x3} - g \cdot \mathbf{e}_{y3}) \quad (\text{III.14b})$$

$$\phi_{14}^+ \cdot \phi_{23}^+ = (f \cdot \mathbf{e}_{x1} + g \cdot \mathbf{e}_{y1}) \cdot (f \cdot \mathbf{e}_{x4} + g \cdot \mathbf{e}_{y4}) \cdot (g \cdot \mathbf{e}_{x2} - f \cdot \mathbf{e}_{y2}) \cdot (g \cdot \mathbf{e}_{x3} - f \cdot \mathbf{e}_{y3}) \quad (\text{III.14c})$$

$$\phi_{14}^- \cdot \phi_{23}^- = (f \cdot \mathbf{e}_{x1} + g \cdot \mathbf{e}_{y1}) \cdot (f \cdot \mathbf{e}_{x4} - g \cdot \mathbf{e}_{y4}) \cdot (g \cdot \mathbf{e}_{x2} - f \cdot \mathbf{e}_{y2}) \cdot (g \cdot \mathbf{e}_{x3} + f \cdot \mathbf{e}_{y3}) \quad (\text{III.14d})$$

the lhs in eq.III.13 is obtained from eq.III.14b by replacing the corresponding sub-indices.

IV. Other questions of probable interest.

IV.1 Does the vector-HV model actually hold to Locality?

Eq.10 may induce one to suspect that some kind of non-local effect (even accepting the definition #1 of Locality) is lurking there. Let review the way coincidences are calculated. Detections at station A define the set of time intervals T_α . These values are communicated (classically) to station B (or from B to A, is the same). Detections at B occurring at times that also belong to T_α define the

time values coincidences occur, and their number. The HV that build up T_α are defined by some properties, which are shared (from the moment of their emission) by the HV at A and B . These shared properties also determine whether detection at B occurs, or not. They therefore induce correlations between stations in a completely local (and counterfactual definite) way. This procedure is the same for both Boolean and non-Boolean HV models.

Where is the difference, then? There are two:

i) *The nature of the shared properties.* In the Boolean model, if a time value belongs to T_α , then the corresponding HV $\lambda^A(t)$ has the property of being included into a certain *set*. In the case of the Boolean model described in Section I, that “transmitting” set is the interval (in HV space) $[\alpha-\pi/4, \alpha+\pi/4]$. In the non-Boolean model, if a time value belongs to T_α , then the HV at that time value, $\mathbf{V}(t)$, has the property of being parallel to \mathbf{e}_α . Or, conversely, only the component of $\mathbf{V}(t)$ parallel to \mathbf{e}_α produces detections after the analyzer.

ii) *The operation that determines detections to occur.* In the Boolean model, detections occur depending whether the HV are included in the transmitting set or not. Coincidences occur at times when the HV at A and B belong to the *intersection* of the two corresponding transmitting sets. In the non-Boolean model instead, detections occur depending on the *projection* of the (vector) HV into the analyzer’s orientation vector. The component of the HV $\mathbf{V}^B(t)$ that produces single detections in B is the one parallel to \mathbf{e}_β . The component of $\mathbf{V}^B(t)$ that produces detections at time values belonging to T_α is orthogonal to \mathbf{e}_α (for Bell state $|\psi\rangle$). The projection $(\mathbf{e}_{\alpha\perp}\cdot\mathbf{e}_\beta)^2$ then gives the number of coincidences. The cosinus-squared shape of the resulting curve violates Bell-Boole limit (Fig.SM3).

These two differences (vectors instead of sets, projection instead of intersection) have no relationship with non-local effects (see also Section IV.3 below). They are at the core of differences between a non-Boolean and a Boolean description. There *seems* to be a non-local effect only if the problem is analyzed with a Boolean model. Finally, whatever is done on $\mathbf{V}^A(t)$ does not affect $\mathbf{V}^B(t)$, and vice versa. The values of both vector-HV are well defined, and their measurements’ outcomes are determined in each station, regardless what happens in the other station or anywhere else. This should make evident that non-local effects (in systems of two entangled qubits, at least) are inexistent. This conclusion had been already reached by arguments within the canon of QM [22-24].

IV.2 Does the vector-HV model actually hold to Realism? Aren’t the HV said to be random and hence, intrinsically indefinite?

The vector HV are considered random in the sense that it is unnecessary to know their time behavior in order to derive the results of interest. Strictly speaking, what is assumed is that they are uniformly distributed and not correlated with the analyzer setting, in order to get the factor $\frac{1}{2}$ in

eq.5. But they might be even not random at all. It is hence pointless discussing here if they are intrinsically random (as QM measurements' outcomes are often claimed to be), or random by ignorance (as in classical statistical mechanics). In my opinion, the latter case applies here. If sufficient information about the source were available, the values taken by the HV could be known with precision and single particle detection could be predictable. Anyway, what is important is that $\mathbf{V}^A(t)$ and $\mathbf{V}^B(t)$ are well defined, and the same, whether they are observed or not, whether analyzers and detectors are in place or not, and independently of the analyzers' settings. They hold to Realism #1 (but not to Realism #2, see Section IV.1). Whether or not they take “truly random” values is not said, and it is of secondary importance here.

IV.3 A graphical description.

An approach simpler and (hopefully) more intuitive than in the main text is offered here. It is based on graphical reasoning. In the Boolean model, the set of λ -HV representing the systems that produce detections in station A is the interval $[\alpha-\pi/4, \alpha+\pi/4]$ (see Figure SM4, left). In the non-Boolean model, the vector-HV representing the systems that produce detections in station A is $\mathbf{V}^A(t) \cdot \mathbf{e}_\alpha$, (see Figure SM5, left). Consider now the Bell state $|\phi^+\rangle$, for which $\lambda^B(t) = \lambda^A(t)$ in the former model and $\mathbf{V}^B(t) = \mathbf{V}^A(t)$ in the latter.




Figure SM4: In Station A, the set of λ -HV that produces detections after the analyzer oriented at angle α is the interval $[\alpha-\pi/4, \alpha+\pi/4]$ (“detections in A” set, in gray). In station B, detections after the analyzer oriented at angle β are produced by λ -HV in the interval $[\beta-\pi/4, \beta+\pi/4]$ (“detections in B” set, in gray). Coincidences are produced by the intersection (dark gray) of the “corresponding set” (light gray) with $[\beta-\pi/4, \beta+\pi/4]$. The time integral of the λ -HV that belong to this set gives the number of coincidences observed during that time. This figure is drawn for $|\phi^+\rangle$, for which $\lambda^B(t) = \lambda^A(t)$.

As the λ -HV are counterfactual definite and correlated, the set of HV in B that correspond to the $\lambda^A(t)$ that produce detections in A (named here “corresponding set”) is definite also in station B, even if no observation is actually performed there (recall Realism #1 and see Fig.SM4, right). This set has the same size and position than the one in the space of station A. Coincidences are produced when detections occur at both A and B. The first condition means the λ -HV at B belong to the “corresponding set”. The second condition means that they must also belong to the set that produces

detections in B . Therefore, the set of HV that produces coincidences is the *intersection* of the “corresponding set” with the transmitting set at B , $[\beta-\pi/4, \beta+\pi/4]$:

$$N_{coinc} = (1/u) \int_0^{Tr} dt. \rho[\lambda(t)]. P[\alpha, \lambda^A(t)]. P[\beta, \lambda^B(t)] = [1/2 + (\beta-\alpha)/\pi]. N \quad (IV.1)$$

which is the red saw-tooth line in Fig.SM3.

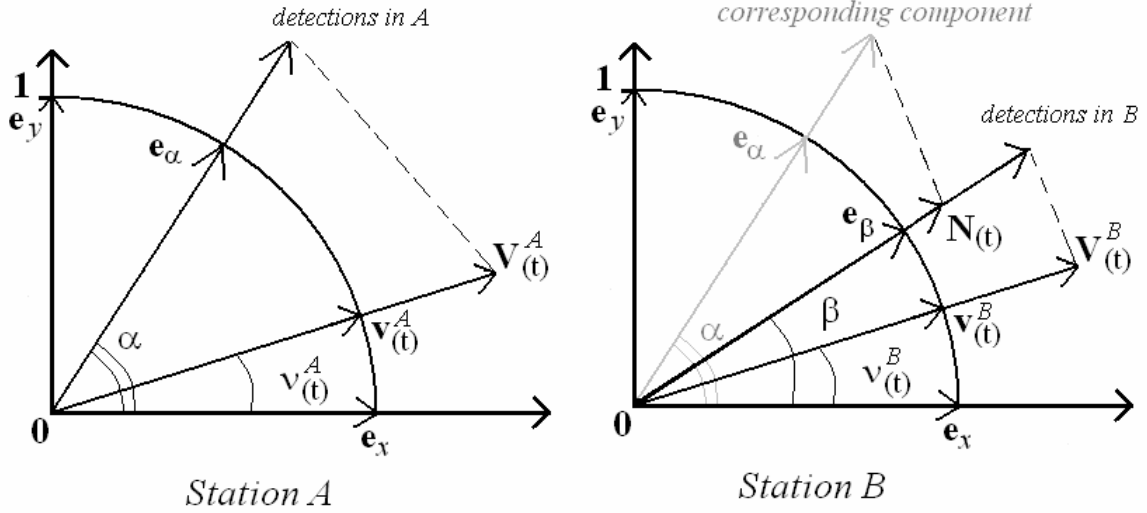


Figure SM5: In Station A, the component of the HV vector that produces detections after the analyzer oriented at angle α is its projection into the direction \mathbf{e}_α (“detections in A” vector). In station B, detections after the analyzer oriented at angle β are produced by the projection of the HV vector into the direction \mathbf{e}_β (“detections in B” vector). Coincidences are produced by the projection (named $\mathbf{N}(t)$ here) of the “corresponding component” into the direction \mathbf{e}_β . The squared modulus of this vector, integrated over time, gives the number of coincidences. This figure is drawn for $|\varphi^+\rangle$, for which $\mathbf{V}^B(t) = \mathbf{V}^A(t)$.

In the non-Boolean model, as the vector-HV are counterfactual definite and correlated, the vector in B that corresponds to the component $\mathbf{V}^A(t) \cdot \mathbf{e}_\alpha$ that produces detections in A (named here the “corresponding component”) is definite also in station B, even if no observation is actually performed there (recall Realism #1 and see Fig.SM5, right). This component has the same size and orientation than in the space of station A. Coincidences are produced when detections occur at both A and B. The first condition means the vector-HV at B belong to the “corresponding component”. The second condition means that they must also belong to the vector (= are in the orientation of the vector) that produces detections in B. Therefore, the vector-HV that produces coincidences is the *projection* of the “corresponding component” into the transmitting direction at B, \mathbf{e}_β :

$$N_{coinc} = (1/u) \int_0^{Tr} dt. |\mathbf{V}^A(t) \cdot \mathbf{e}_\alpha \cdot \mathbf{e}_\beta|^2 = (1/u) \int_0^{Tr} dt. V^2(t) \cdot \cos^2[v(t)-\alpha] \cdot \cos^2(\alpha-\beta) = 1/2 \cdot N \cdot \cos^2(\alpha-\beta) \quad (IV.2)$$

(use eq.4) which is the blue curve in Fig.SM3 and is also the QM prediction for the state $|\varphi^+\rangle$. If reasoning starts at station B, then the “corresponding component” has length $\mathbf{V}^B(t) \cdot \mathbf{e}_\beta$ and lays in the space of station A. Then $\mathbf{N}(t)$ ends in the direction \mathbf{e}_α in the space of station A, but its modulus (and

hence the final result) is the same as in eq.IV.2.

The presence of the “corresponding component” in Fig.SM5 may be interpreted as a violation of Locality. Yet, note that in the Boolean model there is also a “corresponding set” in Fig.SM4 too, and it does not mean a violation of Locality. Both “corresponding things” are the consequences of using HV and Realism #1. The differences between the Boolean and non-Boolean models are, as already stated, the nature of the HV (sets and vectors) and the different operations involved (intersection and projection).

Finally, the predictions for the other Bell states in the Boolean model are obtained taking into account that the “corresponding set” is shifted in the same way $\lambda^B(t)$ is shifted with respect to $\lambda^A(t)$: for $|\varphi^-\rangle$ it is $\lambda^B(t) = -\lambda^A(t)$, for $|\psi^+\rangle$ it is $\lambda^B(t) = \lambda^A(t) + \pi/2$ and for $|\psi^-\rangle$ it is $\lambda^B(t) = \lambda^A(t) - \pi/2$. In the vector-HV model, the “corresponding component” is rotated in the same way $\mathbf{V}^B(t)$ is rotated with respect to $\mathbf{V}^A(t)$, see eqs.13c and 17. Therefore, for $|\varphi^-\rangle$ the orientation of the “corresponding component” is $\mathbf{e}_{-\alpha}$, for $|\psi^+\rangle$ it is $\mathbf{e}_{\alpha\perp}$, and for $|\psi^-\rangle$ it is $\mathbf{e}_{-\alpha\perp}$. In all cases they must be projected into \mathbf{e}_β and integrated over time in order to calculate coincidences.

IV.4. About classical computer simulations.

As said in Section 3.2, a classical computer simulation of the vector-HV model requires contextuality to explain entanglement. It is interesting to note that, even if entanglement is left aside, the vector-HV model is incompatible with the intuitive idea of particle (or: non-wavy object). If the number of “incident” detections on an analyzer is calculated using a straightforward numerical simulation of eq.4, and the number of detections at the transmitted and reflected gates according to eqs.5, the intuitive result: $N_\alpha + N_{\alpha\perp} = N$, $N_\alpha = \frac{1}{2}N$ is obtained with excellent precision. The “number of detections” is conserved. Yet, the incident detections occur at *time values* different from the detections at the transmitted or output gates. This is understandable for, as the incident wave is split, the time required to reach the threshold value u is longer in each output gate than in the input gate (where the whole wave takes part in the integration). If they were particles, the incident detections and the transmitted *or* reflected detections should occur at the same time values. Therefore, even in this simple (single station, no entanglement) situation, the picture of particles incident into the analyzer and leaving through one or the other of the output gates is not consistent with the (non-Boolean) vector-HV model.