

On the Origin of Quantum Uncertainty

Christoph Adami^{1,2,*}

¹Department of Physics and Astronomy, Michigan State University

²Department of Microbiology and Molecular Genetics, Michigan State University

*adami@msu.edu

Abstract

I propose that quantum uncertainty is a manifestation of the indeterminism inherent in mathematical logic.

Introduction

Quantum physics is strange. When we measure a quantum state, the result is uncertain unless we previously prepared the state exactly the way we were going to measure it. Now, when we measure the state of a classical system without prior knowledge of its state the result is also uncertain, but in a different way. If many systems S_i are prepared in the same way and we measure the state of each one, all of our measurement devices M_i will show the same result. Indeed, if the measurement devices are perfect, the only variation across devices stems from inaccuracies in the preparation of the systems S_i .

Quantum uncertainty is different: even if Alice, say, diligently prepared all systems S_i in the same exact way, Bob's measurement results could be highly uncertain, in the sense that he will observe a probabilistic distribution of results when the preparation had no such uncertainty. Where does this quantum uncertainty come from? What process could possibly create randomness from certainty?

Let's first take a look at how a classical measurement is supposed to work. You have a system S that can take on different states s (for ease of discussion we'll assume that the states are discrete), and a device M that can take on states m . In order for the measurement device's state to reflect the system's state, the two need to become correlated. That is exactly what a good measurement operation must do, and that operation is essentially a "copy" operation: If the measurement device is prepared in the state m_0 (some known calibrated state), then the measurement operation \mathcal{O} should bring

$$s \times m_0 \xrightarrow{\mathcal{O}} s \times m_s . \quad (1)$$

Here, m_s is the "copy" of s . It doesn't have to "look" like s , but ideally there exists a one-to-one relationship between them (see Fig. 1).

Quantum Measurement

The quantum measurement process is modeled after the classical idea, of course, but there is a fundamental difference: quantum states cannot be copied perfectly [1, 2]. Because of the linearity

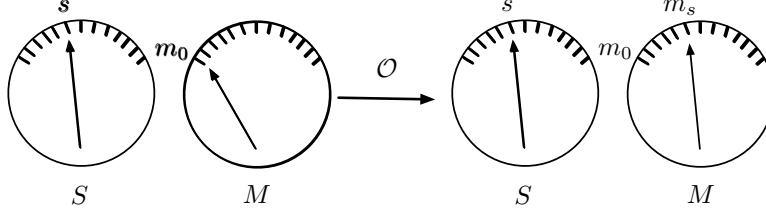


Figure 1: In a classical measurement, the state of the system S is “copied” onto the measurement device so that the latter reflects the former.

of quantum mechanics, the best we can do is to construct “optimal cloning machines” [3] that copy quantum states as accurately as is allowed by the laws of physics, but when measuring arbitrary states the measurement device will always be uncertain¹. Quantum mechanics provides us with a set of rules that allows us to predict this quantum uncertainty very accurately, and I will briefly outline those rules here because it is essential that we understand the respective roles of the system that is being measured S , and the measurement device M . In most accounts of measurement theory there is an asymmetry between S and M that will turn out to be artificial, but let’s first make sure we distinguish the two. If we prepare a quantum system S (I will focus on qubits in this essay for simplicity, but all arguments can be extended to arbitrary dimension) at an angle θ with respect to the measurement device M ²

$$|\Psi\rangle_S = \cos(\frac{\theta}{2})|0\rangle_S + \sin(\frac{\theta}{2})|1\rangle_S \quad (2)$$

and let it interact with a measurement ancilla prepared in the state $|0\rangle_M$ using the unitary measurement operator \mathcal{U} , the joint system becomes

$$\mathcal{U}|\Psi\rangle_S|0\rangle_M = \cos(\frac{\theta}{2})|0\rangle_S|0\rangle_M + \sin(\frac{\theta}{2})|1\rangle_S|1\rangle_M . \quad (3)$$

To quantify the statistics of measurement, all we need to do is study the density matrix of the measurement device. In the present discussion we attempt to follow the system’s wave function because the time evolution of a quantum system is deterministic: it evolves in a unitary manner so that the joint probability distribution of a closed system is conserved. Probabilities emerge when we focus on subsystems of an entangled whole. For example, the density matrix of the measurement device ρ_M is a mixed state even though the joint system of quantum state (including its preparation) and measurement device is pure. It is obtained by tracing the joint density matrix over the quantum system’s Hilbert space:

$$\rho_M = \cos^2(\frac{\theta}{2})|0\rangle_M\langle 0| + \sin^2(\frac{\theta}{2})|1\rangle_M\langle 1| = \begin{pmatrix} \cos^2(\frac{\theta}{2}) & 0 \\ 0 & \sin^2(\frac{\theta}{2}) \end{pmatrix} . \quad (4)$$

Equation (4) tells us that Bob will observe state 0 with probability $\cos^2(\frac{\theta}{2})$ while he will record 1 with probability $\sin^2(\frac{\theta}{2})$. The states 0 and 1 are (it goes without saying) place holders for physical qubits, which could be spin-1/2 particles or the polarization states of a photon. For example, if the angle θ represents the rotation that a photon’s polarization undergoes before it is detected by Bob, then the correlation between Alice’s state preparation and Bob’s detector is given by $\langle M_A M_B \rangle = \cos(\theta)$: if $\theta = 90^\circ$, for example, Alice’s measurement results (we can safely assume that Alice prepared her quantum states using measurements) and Bob’s will be completely uncorrelated.

¹This minimum uncertainty so as not to violate the no-cloning theorem is, incidentally, the reason for the existence of Hawking radiation in black holes [4].

²To keep things simple, we will ignore complex phases here.

The measurement device’s density matrix (4) is diagonal in its own basis (the “pointer basis”), which means it can be considered a classical device. The joint density matrix of the quantum system and the detector is also diagonal in this basis, but only because we have traced out Alice’s measurement device that she used to prepare her states. In general, the joint density matrix has off-diagonal terms, that is, it is non-classical [5].

Why is perfect quantum cloning impossible? At its very heart lies the fact that the entanglement operation (3) is very different from the copy operation: it is linear, and it leads to a superposition of states. As a consequence, the distinction between system and device—what is measured and what is measuring—disappears. Fundamentally, system and device are measuring each other: they are one indivisible whole (see Fig. 2). Mathematically, the joint system after entanglement “lives” in

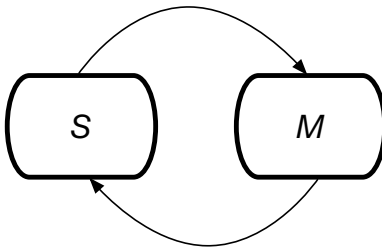


Figure 2: In quantum measurement, system and device are entangled and measuring each other.

an entirely different Hilbert space, one that is twice as large as either the state’s or the device’s system. After the interaction, it takes twice as many bits to specify the final state, and there is just not enough “room” in the measurement device to describe that joint space: the device simply doesn’t have enough bits. I will argue here that *any* system (classical or quantum) that is forced to respond to a question without having enough bits to encode the answer will respond with some bits of randomness that are a consequence of undecidability. To make this connection, let me introduce undecidability more formally.

Undecidability

In 1931, the Austrian mathematician Kurt Gödel destroyed Hilbert’s dream of a “mechanical theorem solver”—the idea that it would one day be possible to construct an algorithm that could automatically prove all correct theorems. By formulating his eponymous “Incompleteness Theorem”, Gödel showed that there cannot be a consistent set of axioms that can be used to prove all correct statements about natural numbers, implying that there are true statements about these numbers that will remain unprovable within the axiomatic system. Shortly after, Turing applied this sort of thinking to computer science [6] by showing that a computer program that can determine whether any particular computer program will “halt” (meaning, terminate and issue a result) cannot exist: the halting probability is undecidable.

One way to prove this result is to assume that such a program exists, and follow this assumption to a logical contradiction. It is important that we understand this contradiction for the arguments that follow. Suppose there is a function $F(s, m)$ that has two arguments: an input sequence s and a program m . The function F is supposed to return 1 if m halts on s , and zero otherwise: it is a halting algorithm. Now imagine a program M that takes a program m and uses that program as its “data”: $M(m, m)$. Let’s also say that $M(m, m)$ does the *opposite* of $F(m, m)$, that is, return 0 if m halts on s and 1 otherwise. Then by using a version of Cantor’s algorithm it is now clear that the program M cannot be among the set of programs m (even though they are all enumerated), therefore the function $F(s, m)$ cannot exist.

I'm sure the reader has noted my surreptitious use of s and m in these definitions, mirroring the notations for “system” and “measurement device” used earlier. Essentially, it appears as if the impossibility of a halting algorithm is due to the fact that a program that evaluates itself *could* be made to be inconsistent with the state of the system as a whole. This is reminiscent of our earlier observation that a measurement device cannot encode the joint state created after entanglement because the result of the measurement must be consistent with the system state s which, after all, is also encoded in the joint state. In a way, we can say that a quantum system is asked to (in part) measure *itself*, because after measurement the only state that exists is the joint state of system and measurement device.

Is this correspondence just an accident? It certainly could be as the halting problem appears to pertain to Turing machines with infinite tapes, while quantum systems can be as small as single qubits. To study this question, we must first move away from “the set of all programs of arbitrary length” that we used for Cantor’s argument, and look at finite programs of length n . To do this, let’s first review Chaitin’s function Ω . Say S is the set of all programs and H is the set of all programs that halt. Then Chaitin defines

$$\Omega = \sum_{s \in H} 2^{-|s|} \quad (5)$$

where $|s|$ denotes the size of s (in bits). By Kraft’s inequality Ω is a probability³, but because $F(s, m)$ does not exist (as we proved earlier), Ω is uncomputable. In fact, it is possible to prove that every bit of the binary representation of Ω is random, that is, Ω is not compressible [7, 8]. The randomness of Ω is a consequence of mathematical logic only.

Let’s now move to finite programs of length n . For those $F(s, m)$ definitely exists (you cannot use Cantor’s argument on finite sequences), and therefore we can calculate the halting probability Ω_n of all program up to length n (but not longer). Let S_n be the set of all programs of length up to n and let H_n be the set of all programs up to size n that halt after running them for some time T (the argument does not have to specify exactly how large T is, but imagine that T should scale with n). We can then define

$$\Omega_n = \sum_{m \in H_n} 2^{-|m|} . \quad (6)$$

If we wait long enough, all n bits of Ω_n will be correct—meaning that they are the same bits as the first n bits of Ω ⁴. In that case, the program that tests programs must have found *all* programs up to length n that halt. This, in turn, implies that the program that encodes the algorithm $F(s, m)$ that achieves this feat *must* be longer than n , since otherwise a universal halting program would exist. This is significant because we have now shown that a program that attempts to determine if a copy of itself halts must be longer than the program itself: precisely the problem that we encountered in quantum measurement!

What if we *force* a program of length n to determine its own halting probability (as we do in quantum mechanics, as a matter of fact)? How will it respond? To answer this question, I will first construct simple machines that perform computations on binary sequences using binary programs, and then explore what happens if these machines are forced to operate on each other.

³We must specify here that the programs are *self-delimiting*, which means that if a short program halts, we do *not* include in Ω all the programs that have that program as the beginning (so-called “prefix-free” codes).

⁴Note that $\Omega_n < \Omega < \Omega_n + 2^{-n}$ because (due to the prefix-free nature of the programs) all the halting programs longer than n in the world can never add more than 2^{-n} to Ω_n .

Entangled Classical Turing Machines

Let us construct machines that act on sequences of length n and return a single bit as output (the construction can readily be generalized to write any number of output bits). This single output bit could be the i th bit of the halting probability Ω_n , but for our purposes it could be *any* calculation returning a single bit. Such a computation is determined by one of 2^n logic tables (the computation is effectively an $n \rightarrow 1$ logic gate), which we will encode as binary sequences \vec{m} , living in a space M_{2^n} . This computation can be written formally using the linear operator \mathcal{C}

$$\mathcal{C} = \sum_{m_1 m_2 \dots m_{2^n}} P_{m_1 m_2 \dots m_{2^n}} \otimes \sum_{i=1}^{2^n} P_i \otimes \sigma_x^{m_i} . \quad (7)$$

Here, the operators $P_{m_1 m_2 \dots m_{2^n}}$ are projectors acting on the space of programs (the vectors $|m_1 \dots m_{2^n}\rangle$), while the P_i are projectors on the input states $|s_1 \dots s_n\rangle$. The operator $\sigma_x^{m_i}$ acts on the output bit, conditionally flipping that bit (via the Pauli matrix σ_x) depending on whether $m_i = 1$ (flip) or $m_i = 0$ (don't flip). An explicit example of a pair of Turing machines implementing arbitrary $1 \rightarrow 1$ -computations is given in the Supplementary Information.

In Eq. (7) I've conveniently written the vectors \vec{s} and \vec{m} using the Dirac bra-ket notation, but because these represent classical states, they can never occur in superpositions in this context.

A simple example computation is the CNOT (controlled NOT) operator $\mathcal{C}_{\text{CNOT}}$ given by program $|m\rangle = |0110\rangle$ acting on the set spanned by the vectors $|00\rangle, |01\rangle, |10\rangle$ and $|11\rangle$. So, for example to calculate $\text{CNOT}(1,0)$, we apply $\mathcal{C}_{\text{CNOT}}$ on the input state $|10\rangle_s$, and pick the m_i from the CNOT program $|0110\rangle$. The term with projector P_{10} is the only non-vanishing contribution, and looking up the third bit in the program $|0110\rangle$ tells us that the ancilla needs to be flipped for this particular input (we suppress the program vector here for simplicity):

$$\mathcal{C}_{\text{CNOT}}|10\rangle_s|0\rangle = |10\rangle_s(\sigma_x)^1|0\rangle = |10\rangle_s|1\rangle . \quad (8)$$

A particular important operation (program) is the simplest logic operation acting on a single bit: the operation COPY. We can write this as

$$\mathcal{O} = P_0 \otimes \mathbb{1} + P_1 \otimes \sigma_x , \quad (9)$$

with $P_0 = |0\rangle\langle 0|$ and $P_1 = |1\rangle\langle 1|$. When writing (9), I have suppressed the “copy” program that \mathcal{O} is conditional on, namely the program $|01\rangle$. This operation is precisely that which implements the measurement process (1) on classical bits, so that

$$\mathcal{O}|0\rangle|0\rangle = |0\rangle|0\rangle \quad (10)$$

$$\mathcal{O}|1\rangle|0\rangle = |1\rangle|1\rangle . \quad (11)$$

In fact, this turns out to be the classical version of the quantum operator \mathcal{U} in Eq. (3): they are given by precisely the same equation, and only differ in the states that the operation is applied to (the classical operator is never applied to superpositions).

We now start considering the possibility that the bits that the Turing machine conditions on (input bits and program bits) might be modified by another Turing machine. In this manner, both Turing machines are entangled with each other, but classically of course. For this to be possible we must account for the possibility that the measurement device is *not* in the prepared state $|0\rangle$. This is not a problem in principle, because we can simply extend the range of the operator \mathcal{O} so that

$$\mathcal{O}|0\rangle|1\rangle = |0\rangle|1\rangle \quad (12)$$

$$\mathcal{O}|1\rangle|1\rangle = |1\rangle|0\rangle . \quad (13)$$

Measurements with an uncertain initial state are not uncommon in quantum mechanics, where the degree of uncertainty of the ancilla simply implements different strengths of measurements [9, 10]. Allowing for unprepared ancilla states begins to blur the distinction between system and measurement device.

The simplest general scenario of two Turing machines T_1 and T_2 implementing $1 \rightarrow 1$ logic and operating on each other's program space would involve four bits: two of which serve as program space, as well as one for input and one for output). The I/O space of one of the Turing machines would serve as the program for the other, and vice versa. In such a scenario, it is immediately clear that the state of the joint system (s, m) is not well-defined, because which operation T_1 will perform on its I/O space will depend on what operation T_2 is performing, since T_1 's program is determined by the operation of T_2 . What that operation is, however, depends on T_1 (see Fig. 3a). Representing such a pair of transformations mathematically using the formalism from Eq. (7) is

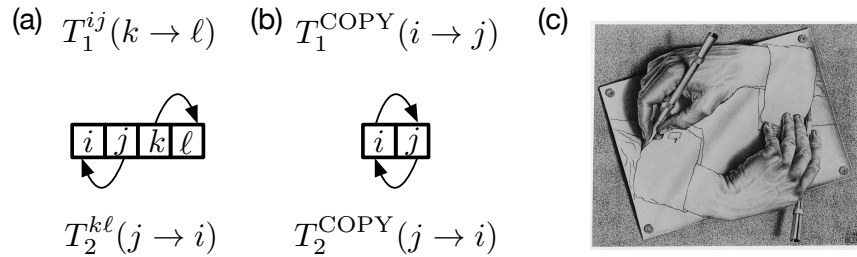


Figure 3: (a) Two machines T_1 and T_2 that write on each other's program spaces. T_1 uses bits i and j as programs, to operate on bits k and ℓ , while T_2 uses the program in bits k and ℓ with I/O bits j and i (this machine is constructed in detail in the Supplementary Material). Other permutations of the bits i, j, k, ℓ are equally possible. (b) Two machines with fixed COPY programs, writing on each other's I/O bits. (c): Two non-universal entangled machines (with permission from the M.C. Escher Company.)

possible but cumbersome (this is carried out in the Supplementary Information). To obtain some insights on the consequences of potentially incompatible operations on classical bits, I will simplify the situation even further: Let's keep the program of the two Turing machines unchanged (the simple COPY operation (9)), but the bit that T_1 writes to is the bit that simultaneously T_2 reads from, and vice versa (Fig. 3b).

The copy operators U and V copying the “left” bit to the “right” bit (and vice versa) can be written as

$$U = P_0 \otimes \mathbb{1} + P_1 \otimes \sigma_x \quad (14)$$

$$V = \mathbb{1} \otimes P_0 + \sigma_x \otimes P_1. \quad (15)$$

Using those, we find that

$$UV|00\rangle = |00\rangle \quad VU|00\rangle = |00\rangle \quad (16)$$

$$UV|01\rangle = |10\rangle \quad VU|01\rangle = |11\rangle \quad (17)$$

$$UV|10\rangle = |11\rangle \quad VU|10\rangle = |01\rangle \quad (18)$$

$$UV|11\rangle = |01\rangle \quad VU|11\rangle = |10\rangle. \quad (19)$$

It is clear that the order of operations matters, except for the input state $|00\rangle$. For inputs $|01\rangle$ and $|10\rangle$ one of the bits is inconsistent (between the two orders), while for the input state $|11\rangle$ both bits

are inconsistent. But it is also clear that when acting on states we can really only implement one or the other operation at a time, and performing operations sequentially does not create ambiguities. In fact, even simulating simultaneous operations on a computer is impossible because the computer must also operate sequentially. One way to move away from a deterministic sequential picture is to write the transformations statistically, in terms of their effect on a (classical) density matrix instead. If we choose the representation $|0\rangle = \begin{pmatrix} 0 \\ 1 \end{pmatrix}$ and $|1\rangle = \begin{pmatrix} 1 \\ 0 \end{pmatrix}$, we can write a probabilistic uniformly mixed state as the matrix

$$\rho_{\text{in}} = |\text{in}\rangle\langle\text{in}| = \frac{1}{4} \begin{pmatrix} 1 & 0 & 0 & 0 \\ 0 & 1 & 0 & 0 \\ 0 & 0 & 1 & 0 \\ 0 & 0 & 0 & 1 \end{pmatrix}. \quad (20)$$

The transformations U and V in this representation read

$$U = \begin{pmatrix} 0 & 0 & 1 & 0 \\ 0 & 1 & 0 & 0 \\ 1 & 0 & 0 & 0 \\ 0 & 0 & 0 & 1 \end{pmatrix} \quad V = \begin{pmatrix} 0 & 1 & 0 & 0 \\ 1 & 0 & 0 & 0 \\ 0 & 0 & 1 & 0 \\ 0 & 0 & 0 & 1 \end{pmatrix}. \quad (21)$$

The matrices U and V are symmetric orthogonal matrices with negative determinant, so that $UU^T = VV^T = \mathbb{1}$. They are in fact reflections, so we also have $U^2 = V^2 = 1$.

Operating with U or V on this matrix does not change the input state because $U\rho_{\text{in}}U^T = V\rho_{\text{in}}V^T = \rho_{\text{in}}$. What if we operate with U from the left, and with V^T from the right?

$$\rho_{\text{in}} \xrightarrow{?} U\rho_{\text{in}}V^T \quad (22)$$

This is, to put it mildly, an illegal operation (it is not trace-preserving, for example), but it does appear to create both transformations at the same time. Let us investigate the ramifications by considering the two matrices

$$\rho_{UV} = U\rho_{\text{in}}V^T \quad \rho_{VU} = V\rho_{\text{in}}U^T. \quad (23)$$

Because ρ_{in} is diagonal, the matrices U and V are really just performing a singular value decomposition (SVD) of the transformed state, so

$$\rho_{UV} = \frac{1}{4}UV; \quad \rho_{VU} = \frac{1}{4}VU. \quad (24)$$

Both of these matrices are non-diagonal: in fact they are elements of the special orthogonal group in four dimensions, $\text{SO}(4)$ ⁵.

We also note that $\rho_{UV}^T = \rho_{VU}$, and that as a consequence both ρ_{UV} and ρ_{VU} are projectors ($\rho^2 = \rho$). However, while $\text{Tr}\rho_{\text{in}} = 1$, $\text{Tr}\rho_{UV} = \text{Tr}\rho_{VU} = \frac{1}{4}$, that is, we have “lost” probabilities. The loss of probability is not a problem in principle as it is a sign of dissipative dynamics; but of course, in a closed system this is inadmissible in principle. But let us cast such concerns aside for

⁵This is not particularly surprising, as the quantum counterpart of these operations (the measurement/entanglement operator \mathcal{U} for qubits shown in (3)) belongs to the group $SU(2) \times SU(2)$, which is a double cover of $\text{SO}(4)$.

now and forge ahead for a little while longer. What is the density matrix for each of the two bits separately? We can trace over the other bit to obtain

$$\rho_L = \text{Tr}_R(\rho_{UV}) = \text{Tr}_R(\rho_{VU}) = \frac{1}{4} \begin{pmatrix} 0 & 0 \\ 1 & 1 \end{pmatrix}, \quad (25)$$

$$\rho_R = \text{Tr}_L(\rho_{UV}) = \text{Tr}_L(\rho_{VU}) = \frac{1}{4} \begin{pmatrix} 0 & 1 \\ 0 & 1 \end{pmatrix}. \quad (26)$$

Obviously both matrices are non-diagonal, as we have already expected. They each have two eigenvalues 0 and 1, but their eigenvectors are different. The eigenvector of ρ_L to the eigenvalue 1 is the state $|0\rangle$, while the corresponding eigenvector for ρ_R is $|1\rangle$. It is the eigenvectors to the eigenvalues zero that are the main surprise: for ρ_L (the “left bit”) the eigenvector is $|0\rangle - |1\rangle$, while for ρ_R it is $|0\rangle + |1\rangle$.

Perhaps the reader is at this point shaking their head vigorously, as I promised that superpositions would not appear in the classical description. And to some extent they do not: these eigenvectors are mere ghosts as they appear with vanishing strength (zero amplitude). They are, if you will, palimpsests of the quantum case, announcing their possible presence only by insinuation. Most importantly, we need to keep in mind that it is really the classicality of these bits that is an abomination. After all, classical physics does not exist: we just find it easier to conceptualize.

The fact that the superposition eigenvectors occur with zero probability essentially tells us that the computations that we asked these Turing machines to perform will never halt, but loop endlessly over the possibilities (indeed, two eigenvalues of UV and VU are complex pairs on the unit circle). In real physics (quantum physics, that is) these computations do halt, but the value that these bits take on—like the bits of the halting probability—must be random because if they were not then halting algorithms shorter than program size could be written. In hindsight, these random bits that are forced upon us by the “strange loop” of quantum measurement (measurement devices measuring each other, where the distinction between system and device has fully lost its meaning) represent the *only* reality. What we perceive to be real are just conditional probabilities relating random variables to each other; the only reality that exists is the relative state of measurement devices [11]. So, while to Einstein it appeared that quantum mechanics must be incomplete, it now seems as if he glimpsed the incompleteness of mathematics instead.

Epilogue

In 1998 and 1999 I received two books [7, 8] in the mail, sent to me unsolicited by Greg Chaitin. At the time I was working on quantum computation and quantum information theory, and the quantum information-theoretic description of quantum measurement with Nicolas Cerf had just appeared [12]. Shortly thereafter, Greg (then at the IBM Watson Research Laboratory) called me up on the phone in my office at the California Institute of Technology, and after introducing himself, asked me a very direct question: “Chris”, he asked, “do you believe that the randomness in Mathematics is a consequence of the randomness inherent in quantum mechanics?” Without a moment’s hesitation, I blurted out my answer: “This is preposterous Greg, it is just the other way around!” After a moment of stunned silence, he asked the logical follow-up question: “What makes you say that?” It was now my turn to be silent, because I didn’t really know why I had said that. I knew exactly what I meant, but I did not know how to explain it. I tried to explain it, but the more I tried, the more I realized that I did not understand it myself. For over twenty years now I have (on and off) tried to connect mathematical and quantum uncertainty. It seemed that there were two ways to go about it: show that a quantum measurement really is attempting to solve the halting problem, or else to show that a classically entangled set of Turing machines

looks in important ways just like a quantum system. In this essay I decided to try the latter route, but perhaps the former has a better chance at succeeding, as at least that can be couched in real physics.

Acknowledgements

I am grateful to numerous people that have patiently listened to my ruminations about the link between quantum and classical entanglement, their relation to the halting problem, and the origin of quantum indeterminacy. First and foremost is Arend Hintze, who hammered out the Turing machine representation of logic operations with me, many years ago, and attempted to simulate entangled classical Turing machines on a (classical) computer (to no avail). I've also discussed these concepts at length with Richard Lenski. Thanks are also due to Thomas Sgouros, whose comments on the manuscript helped improve it. Finally, I am grateful to Nicolas Cerf for a decade of collaboration on quantum information theory, which laid the foundations for these ideas, and in particular to Greg Chaitin, without whose phone call none of this work would exist. This work was supported in part by a grant from the Templeton Foundation.

References

- [1] D. Dieks. Communication by EPR devices. *Phys. Lett.A*, 92:271, 1982.
- [2] W. K. Wootters and W. H. Zurek. A single quantum cannot be cloned. *Nature*, 299:802, 1982.
- [3] N. Gisin and S. Massar. Optimal quantum cloning machines. *Phys. Rev. Lett.*, 79:2153–2156, 1997.
- [4] C. Adami and G. Ver Steeg. Black holes are almost optimal quantum cloners. *J. Phys. A*, 48:23FT01, 2015.
- [5] J. R. Glick and C. Adami. Markovian and non-Markovian quantum measurements. arXiv 1701.05636, 2017.
- [6] A. Turing. On computable numbers, with an application to the Entscheidungsproblem. *Proceedings of the London Mathematical Society*, 42:230–65, 1936.
- [7] Gregory J. Chaitin. *The Limits of Mathematics*. Springer Verlag, Singapore, 1998.
- [8] Gregory J. Chaitin. *The Unknowable*. Springer Verlag, Singapore, 1999.
- [9] Y. Aharonov, D. Z. Albert, and L. Vaidman. How the result of a measurement of a component of the spin of a spin-1/2 particle can turn out to be 100. *Phys Rev Lett*, 60:1351–1354, 1988.
- [10] T. A. Brun. A simple model of quantum trajectories. *Am. J. Phys.*, 70:719–737, 2002.
- [11] C. Rovelli. Relative information at the foundation of physics. In A Aguirre, B Foster, and Z Merali, editors, *It from Bit or Bit from It? On Physics and information*, pages 79–86. Springer Verlag, 2015.
- [12] N. J. Cerf and C. Adami. Information theory of quantum entanglement and measurement. *Physica D*, 120:62–81, 1998.

Supplementary Material

In the main text I discussed a situation where two Turing machines⁶ with fixed programs write on each other's I/O space, leading to inconsistent bits without a determined state. But because the programs were fixed for simplicity, this leaves the possibility that the programs' indeterminacy could compensate for the I/O indeterminacy. Here I show that in the minimum system of programs of size 2 and an I/O space of size two (see Fig. 4), classical indeterminacy still occurs.

There are four possible programs for machine T_1 acting on the 2-bit I/O space, given by

$$U_{00} = P_0 \otimes \mathbb{1} + P_1 \otimes \mathbb{1} \quad (27)$$

$$U_{01} = P_0 \otimes \mathbb{1} + P_1 \otimes \sigma_x \quad (28)$$

$$U_{10} = P_0 \otimes \sigma_x + P_1 \otimes \mathbb{1} \quad (29)$$

$$U_{11} = P_0 \otimes \sigma_x + P_1 \otimes \sigma_x, \quad (30)$$

specified by the four projectors $P_{00}, P_{01}, P_{10}, P_{11}$ acting on the 2-bit program space ($P_{ij} = |ij\rangle\langle ij|$), that is,

$$T_1 = \sum_{m_1 m_2} P_{m_1 m_2} \otimes U_{m_1 m_2}. \quad (31)$$

Figure 4 shows a machine implementing one of the four operations in Eqs. (27-30) (depending on

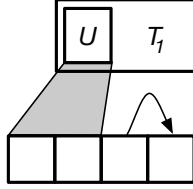


Figure 4: A machine T_1 reading a two-bit program U (from the two left-most bits) that controls a $1 \rightarrow 1$ read-write operation on the two right-most bits.

the bits on the tape) on the I/O bits. Now we imagine a machine T_2 that reads its program from the two right-most bits instead, controlling the $1 \rightarrow 1$ read-write logic in the two left-most bits (left-to-right). These programs are the same as the programs U_{ij} (but the operator acts on bits 3 and 4 instead) and implement the operation (see Fig. 5)

$$T_2 = \sum_{m_1 m_2} V_{m_1 m_2} \otimes P_{m_1 m_2}. \quad (32)$$

Choosing the representation $|0\rangle = \begin{pmatrix} 0 \\ 1 \end{pmatrix}$ and $|1\rangle = \begin{pmatrix} 1 \\ 0 \end{pmatrix}$ as in the main text, the operators T_1 and T_2 are 16×16 matrices U and V (acting on the same four-bit vector space) with positive unit determinant. Acting on the density matrix of a random 4-bit state $\rho_{\text{in}} = \frac{1}{16} \mathbb{1}$ we can readily derive

⁶These machines are not universal in the sense of Turing, nor is this required for these arguments.

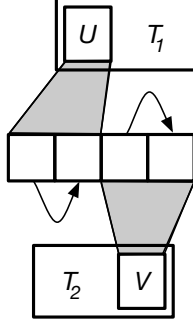


Figure 5: The machine T_2 reads its program V from those bits that are written by program U of machine T_1 , which in turn depends on the program U . As a consequence, the state of some or all of the bits could be undecidable.

the projectors ($\rho_{VU} = \rho_{UV}^T$)

$$\rho_{UV} = U \rho_{\text{in}} V^T = \frac{1}{16} \begin{pmatrix} 0 & 0 & 0 & 0 & 1 & 0 & 0 & 0 & 0 & 0 & 0 & 0 & 0 & 0 & 0 & 0 \\ 0 & 1 & 0 & 0 & 0 & 0 & 0 & 0 & 0 & 0 & 0 & 0 & 0 & 0 & 0 & 0 \\ 0 & 0 & 0 & 0 & 0 & 0 & 1 & 0 & 0 & 0 & 0 & 0 & 0 & 0 & 0 & 0 \\ 0 & 0 & 0 & 1 & 0 & 0 & 0 & 0 & 0 & 0 & 0 & 0 & 0 & 0 & 0 & 0 \\ 1 & 0 & 0 & 0 & 0 & 0 & 0 & 0 & 0 & 0 & 0 & 0 & 0 & 0 & 0 & 0 \\ 0 & 0 & 0 & 0 & 0 & 1 & 0 & 0 & 0 & 0 & 0 & 0 & 0 & 0 & 0 & 0 \\ 0 & 0 & 1 & 0 & 0 & 0 & 0 & 0 & 0 & 0 & 0 & 0 & 0 & 0 & 0 & 0 \\ 0 & 0 & 0 & 0 & 0 & 0 & 0 & 1 & 0 & 0 & 0 & 0 & 0 & 0 & 0 & 0 \\ 0 & 0 & 0 & 0 & 0 & 0 & 0 & 0 & 0 & 0 & 0 & 0 & 1 & 0 & 0 & 0 \\ 0 & 0 & 0 & 0 & 0 & 0 & 0 & 0 & 0 & 0 & 0 & 0 & 0 & 1 & 0 & 0 \\ 0 & 0 & 0 & 0 & 0 & 0 & 0 & 0 & 0 & 0 & 1 & 0 & 0 & 0 & 0 & 0 \\ 0 & 0 & 0 & 0 & 0 & 0 & 0 & 0 & 0 & 0 & 0 & 1 & 0 & 0 & 0 & 0 \\ 0 & 0 & 0 & 0 & 0 & 0 & 0 & 0 & 1 & 0 & 0 & 0 & 0 & 0 & 0 & 0 \\ 0 & 0 & 0 & 0 & 0 & 0 & 0 & 0 & 0 & 1 & 0 & 0 & 0 & 0 & 0 & 0 \\ 0 & 0 & 0 & 0 & 0 & 0 & 0 & 0 & 0 & 0 & 0 & 0 & 0 & 0 & 1 & 0 \\ 0 & 0 & 0 & 0 & 0 & 0 & 0 & 0 & 0 & 0 & 0 & 0 & 0 & 0 & 0 & 1 \end{pmatrix} \quad (33)$$

The density matrix of the left-most or right-most two bits can be obtained by tracing over the other two (they are the transpose of each other):

$$\rho_L = \text{Tr}_R \rho_{UV} = \frac{1}{16} \begin{pmatrix} 0 & 0 & 0 & 0 \\ 1 & 1 & 0 & 2 \\ 0 & 0 & 2 & 0 \\ 0 & 0 & 2 & 2 \end{pmatrix}. \quad (34)$$

As in the simpler case, this matrix is not unit trace (it is not a density matrix anymore), and ρ_L has one eigenvector that is a superposition: it is $|1\rangle(|0\rangle - |1\rangle)$, also with eigenvalue zero. The eigenvector with zero eigenvalue for ρ_R is left as an exercise.