

Modeling Radial Velocity Data of Resonant Planets to Infer Migration Histories

SAM HADDEN¹ AND MATTHEW J. PAYNE¹¹*Harvard-Smithsonian Center for Astrophysics, 60 Garden St., MS 51, Cambridge, MA 02138, USA*

(Received; Revised; Accepted)

Submitted to ApJ

ABSTRACT

A number of giant planet pairs discovered by the radial velocity method with period ratios $\lesssim 2$ may reside in mean motion resonances. Convergent orbital migration and resonant capture at the time of formation would naturally explain the present-day resonant orbital configurations of these systems. Planets that experience smooth migration and eccentricity damping forces due to a proto-planetary disk should not only capture into mean motion resonances but also end up in a specific dynamical configuration within the resonance, sometimes referred to as apsidal corotation resonance (ACR). Here we develop a method for testing the hypothesis that a planet pair resides in an ACR by directly fitting radial velocity data. The ACR hypothesis strongly restricts the number of free parameters describing the radial velocity signal and we compare fits using this highly restricted model to fits using a more conventional two-planet RV model by using nested sampling simulations. We apply our method to HD 45364 and HD 33844, two systems hosting giant planet pairs in 3:2 and 5:3 resonances, respectively. We demonstrate that the observations of both systems support an ACR configuration and we use the results of our ACR model fits to constrain possible migration histories of these systems.

1. INTRODUCTION

The potential for planets to experience large-scale migration due to interactions with their proto-planetary disk has been understood for decades (Goldreich & Tremaine 1980; Lin & Papaloizou 1986). However, due to the theoretical uncertainties and numerical difficulties associated with simulating realistic proto-planetary disks, rates and even the directions of planet migration remain uncertain and planet-disk interactions have remained an active area of research (Kley & Nelson 2012; Baruteau et al. 2014). It is well known that convergent orbital migration generally causes migrating planets to capture into mean motion resonances (MMRs; e.g., Goldreich 1965) and, despite the theoretical uncertainties, disk-induced migration is expected to produce resonant orbital configurations in at least some planetary systems during their formation. Exoplanetary systems hosting planet pairs in MMRs are generally interpreted as the by-products of orbital migration since such resonant configurations are unlikely to arise by chance. Systems with resonant orbital configurations are therefore ideal targets for better understanding the role of

planet-disk interactions in shaping the architectures of planetary systems.

The discovery of two giant planets in a 2:1 MMR around GJ 876 (Marcy et al. 2001) provided the first observed example of an exoplanetary system in resonance around a main sequence star.¹ Subsequent studies showed that the configuration of this resonant system could be reproduced by convergent migration in a disk (Snellgrove et al. 2001; Lee & Peale 2002). There have since been numerous examples of RV-discovered planetary systems hosting closely-spaced pairs of massive planets with period-ratios $\lesssim 2$ that are in or suspected to be in MMR (e.g. Mayor et al. 2004; Lee et al. 2006; Tinney et al. 2006; Correia et al. 2009; Giguere et al. 2015; Johnson et al. 2011a,b; Niedzielski et al. 2009; Wright et al. 2011; Robertson et al. 2012; Wittenmyer et al. 2014, 2016; Luque et al. 2019; Trifonov et al. 2019).

Most previous studies have concluded that specific systems occupy resonant configurations by conducting post-fitting analyses. This has usually involved fitting radial velocity data using an MCMC approach, then

Corresponding author: Sam Hadden
samuel.hadden@cfa.harvard.edu

¹ The pulsar planets orbiting PSR 1257+12 can claim the simultaneous distinctions of being the first exoplanetary system discovered (Wolszczan & Frail 1992) and the first (near-)resonant exoplanetary system discovered (Malhotra et al. 1992).

initializing N -body integrations with initial conditions drawn from their MCMC posterior samples, and finally analyzing the behavior of resonant angles in these N -body integrations. The goal of this paper is to develop a different approach to analyzing the evidence for MMRs among RV planets: we ask whether the observed radial velocity signals of a given planet pair can be adequately explained by a model that presumes the system resides in a resonant configuration reached by smooth migration and eccentricity damping. More precisely, we assess the evidence for whether a given system resides in a particular dynamical MMR configuration referred to as an ‘apsidal co-rotation resonance’ or ACR (the libration of the relative position of the periastra is referred to as apsidal co-rotation). ACRs are the natural outcome of resonant capture under the influence of migration and eccentricity damping forces that planets are expected to experience in a disk. The benefit of this approach is that it allows us to use radial velocity observations as a direct test of a precisely-formulated, falsifiable hypothesis rather than simply interpreting possibly-resonant configurations as circumstantial evidence of past migration. Planet pairs that are consistent with an ACR configuration support the hypothesis that the system was shaped by planet-disk interactions. Moreover, the specifics of the dynamical state of such systems can be used to constrain the migration and eccentricity damping caused by those interactions. Conversely, resonant planet pairs exhibiting RVs inconsistent with an ACR configuration would demand an explanation for their current configuration beyond simple capture by smooth migration such as forcing by turbulent fluctuations of the proto-planetary disk (Adams et al. 2008) or gravitational interactions with additional planets.

Baluev (2008) and Baluev & Beaug (2014) have previously adopted the approach of fitting RV signals while constraining resonant planets to reside in an ACR configuration. We expand upon their methods by incorporating an ACR model into Bayesian inference and model comparison frameworks using MCMC and nested sampling simulations. We also use fits with these models to constrain planet disk interactions and infer the migration histories of the systems. Delisle et al. (2015) previously attempted to constrain-disk planet interactions in systems hosting resonant giant planets, though they used previously-reported orbital solutions rather than re-fitting RVs assuming an ACR configuration.

Our paper is structured as follows: Section 2 reviews the dynamics of resonant capture and ACRs. In Section 3, we present our method for Bayesian model comparison and show that the two systems we consider are consistent with an ACR configuration. We discuss our

results in Section 4 including inferences about the possible migration histories of the systems and the prospects for better determining the resonant state of the planets with future observations. Finally, Section 5 summarizes our conclusions.

2. THE DYNAMICS OF RESONANCE CAPTURE

The capture of migrating planets into MMR is a well-studied problem (e.g. Goldreich 1965; Yoder 1973; Henrard & Lemaître 1983; Peale 1986; Murray & Dermott 1999). Migrating planets will capture into an MMR when the net effect of their migration drives them towards one another, provided the migration is sufficiently slow and the planets’ eccentricities are small at the time they encounter the resonance. Upon capture into resonance, the planets’ period ratio remains fixed at the resonant period ratio while their eccentricities grow. The planets’ eccentricities will continue to grow until they escape the resonance or, if the planets are also subject to eccentricity damping, the resonance forcing is counterbalanced by the eccentricity damping forces. Figure 1 shows illustrative N -body simulations of this process for a selection of different planet mass ratios. The N -body integrations were carried out with the `rebound` (Rein & Liu 2012) code using the IAS15 integrator (Rein & Spiegel 2015) with the precision parameter set to its default value, $\epsilon_b = 10^{-9}$. Eccentricity-damping and migration forces were included using the `modify_orbits_direct` routine of the `reboundx` package (Tamayo et al. 2020). All subsequent N -body integrations presented in this paper are carried out in the same manner unless explicitly stated otherwise.

In the examples shown in Figure 1, the dissipative forces quickly drive the system towards an equilibrium configuration where the planets’ period ratio and eccentricities remain fixed while the planet pair continues to migrate together in lock step. The particular equilibrium configuration reached by a migrating planet pair can be predicted by examining the equations of motion governing the resonant dynamics of the system. We give a brief overview of these equations here; a complete description is given in Appendix A.

To study the dynamics of a $j:j-k$ resonance, we adopt a Hamiltonian formulation of the equations of motion in terms of canonical coordinates $\sigma_i = (1+s)\lambda_2 - s\lambda_1 - \varpi_i$, where $s = (j-k)/k$, and their conjugate momenta $I_i \sim e_i^2$.² We use a numerical averaging procedure de-

² Strictly speaking, our equations describe the dynamical evolution of the planets’ *mean* elements. These differ from the planets’ osculating elements by a small amount, of order $(m_1+m_2)/M_*$. In Appendix A we distinguish between mean and osculating elements

scribed in Appendix A to compute the resonant Hamiltonian and its derivatives, and consequently, the validity of our study is not limited to small eccentricities (unlike studies that employ truncated series expansions to approximate the Hamiltonian). For compactness, we write the dynamical variables of our Hamiltonian system as a vector $\mathbf{z} \equiv (\sigma_1, \sigma_2, I_1, I_2)$. The governing Hamiltonian, $\bar{H}(\mathbf{z}; \mathcal{D})$, depends on the planet-star mass ratios, m_i/M_* , as well as a parameter, \mathcal{D} , the normalized angular momentum deficit (AMD), which is approximately given by

$$\mathcal{D} \approx \beta_1 \sqrt{\alpha} \frac{e_1^2}{2} + \beta_2 \frac{e_2^2}{2} - \frac{k\beta_2\beta_1\sqrt{\alpha}}{3(j\beta_1\sqrt{\alpha} + (j-k)\beta_2)} \Delta \quad (1)$$

where $\beta_i = m_i/(m_1+m_2)$, $\alpha = a_1/a_2$, and $\Delta = \frac{j-k}{j} \frac{P_2}{P_1} - 1$. For planets deep in resonance such that $\Delta \approx 0$, \mathcal{D} can be interpreted as a mass-weighted measure of the planets' eccentricities. \mathcal{D} is conserved by the resonant dynamics in the absence of dissipation.

We also consider dissipative forces with a simple parameterized model that imposes migration and eccentricity damping as

$$\begin{aligned} \frac{d \ln e_i}{dt} &= -\frac{1}{\tau_{e,i}} \\ \frac{d \ln a_i}{dt} &= -\left(\frac{1}{\tau_{m,i}} + \frac{2pe_i^2}{\tau_{e,i}} \right) \equiv -\frac{1}{\tau_{a,i}(e_i)}, \end{aligned} \quad (2)$$

where p is a parameter that couples eccentricity damping to the semi-major axis damping, with $p = 1$ corresponding to eccentricity damping at constant angular momentum (e.g., Goldreich & Schlichting 2014; Deck & Batygin 2015).

The equations of motion governing the dynamics of the resonance are

$$\begin{aligned} \dot{\mathbf{z}} &= \Omega \cdot \nabla_{\mathbf{z}} \bar{H}(\mathbf{z}; \mathcal{D}) + \mathbf{f}_{\text{dis}}(\mathbf{z}, \mathcal{D}) \\ \dot{\mathcal{D}} &= f_{\text{dis}, \mathcal{D}}(\mathbf{z}, \mathcal{D}) \end{aligned} \quad (3)$$

where

$$\begin{aligned} \Omega &= \begin{pmatrix} 0 & \mathbb{I}_2 \\ -\mathbb{I}_2 & 0 \end{pmatrix} \\ \mathbf{f}_{\text{dis}}(\mathbf{z}, \mathcal{D}) &= -\sum_{i=1}^2 \left(\frac{1}{\tau_{e,i}} \frac{\partial \mathbf{z}}{\partial \ln e_i} + \frac{1}{\tau_{a,i}} \frac{\partial \mathbf{z}}{\partial \ln a_i} \right) \\ f_{\text{dis}, \mathcal{D}}(\mathbf{z}, \mathcal{D}) &= -\sum_{i=1}^2 \left(\frac{1}{\tau_{e,i}} \frac{\partial \mathcal{D}}{\partial \ln e_i} + \frac{1}{\tau_{a,i}} \frac{\partial \mathcal{D}}{\partial \ln a_i} \right). \end{aligned}$$

and derive the transformation between the two sets of orbital elements. For simplicity, we will ignore the distinction in the main text.

The equilibrium configuration for a given set of planet masses and dissipation timescales can be determined by finding stationary solutions to Equation (3). Provided the dissipation timescales are long compared to the characteristic timescales of the resonant dynamics, the equilibrium configuration will be close to a fixed point of the dissipation-free resonant dynamics, i.e., a point satisfying $\nabla_{\mathbf{z}} \bar{H}(\mathbf{z}; \mathcal{D}) = 0$. These fixed-point configurations of the resonant dynamics have been the subject of numerous studies (e.g., Lee & Peale 2002; Haghighipour et al. 2003; Beaugé et al. 2003; Michtchenko et al. 2006; Antoniadou & Voyatzis 2014) and are frequently referred to as apsidal co-rotation resonances (ACRs). ACRs are characterized by zero libration amplitude of the pair's resonant angles and anti-alignment of planets' apsidal lines.³ For fixed planet masses, ACR configurations of a given MMR form a one-parameter family of orbital configurations that can be parameterized by, \mathcal{D} , the normalized AMD (Delisle et al. 2015).

Figure 1 shows the equilibrium eccentricities for the ACR configuration of the 3:2 MMR for three different planet masses in panel (g). Upon encountering the resonance, the migrating planet pairs' period ratios become locked at the resonant value and their AMD increases, with their eccentricities following along the family of ACR configurations as shown in Figure 1. The planets' continue to follow these ACR tracks until they reach an equilibrium set by a balance between the strengths of the forcing causing migration and eccentricity damping so that $\dot{\mathcal{D}} = 0$. Locations of these equilibria for different ratios of the migration timescale⁴, $\tau_{\alpha} = (\tau_{m,2}^{-1} - \tau_{m,1}^{-1})^{-1}$, to the eccentricity-damping timescales, $\tau_{e,i}$, evaluated at different planet mass ratios, are illustrated in Figure 1 by the series of black points indicating equilibrium configurations for different ratios of $\tau_{\alpha}/\tau_{e,1}$ with $\tau_{e,2} = (m_1/m_2)\tau_{e,1}$.

Depending on the planets' mass ratio and the details of the eccentricity damping mechanisms, the equilibrium configuration reached by the planets may not be stable: upon reaching the equilibrium, the resonant libration amplitude can actually grow (Meyer & Wisdom 2008; Goldreich & Schlichting 2014; Delisle et al. 2015; Deck & Batygin 2015; Xu & Lai 2017; Xu et al. 2018). This growth continues until the the planets escape the res-

³ Some ACR configurations, such as those of $N:1$ MMRs, can exhibit aligned apsidal lines or even asymmetric configurations.

⁴ Resonant dynamics depend only on a planet pair's semi-major axis ratio and not the absolute scale of the planets' semi-major axes, which merely determines the timescale of the evolution. Therefore, the ACR equilibrium reached by a planet pair depends on the planets' individual migration timescales $\tau_{m,i}$ only through the combination τ_{α} .

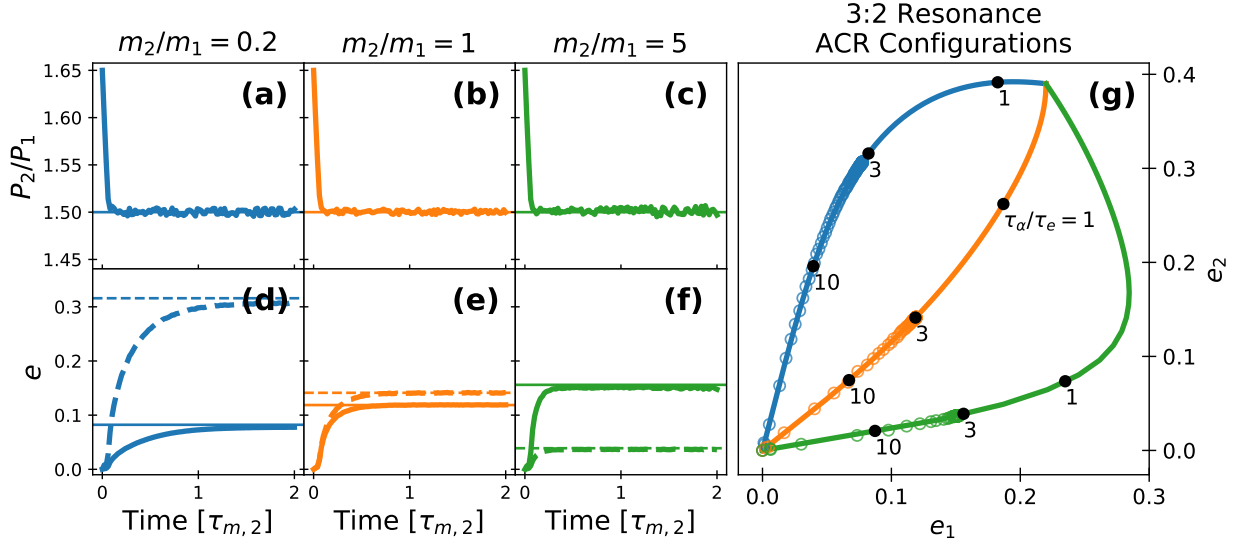


Figure 1. Panels (a)–(f) show N -body migration simulations for pairs of planets with $m_1 + m_2 = 5 \times 10^{-4} M_*$ and different mass ratios. The simulations are initialized with coplanar planets on initially circular orbits with $P_2 = 1.1 \times \frac{3}{2} P_1$ and random initial orbital phases. Dissipative forces are included according to Equation (2) with $\tau_{e,1} = \frac{m_2}{m_1} \tau_{e,2} = 3 \times 10^3 P_1$, $\tau_{m,2} = 3\tau_{e,1}$, $\tau_{m,1} = \infty$, and $p = 0$. Panels (a)–(c) show the period ratios and panels (d)–(f) show the eccentricities of the planets. In panels (d)–(f) the eccentricity of the outer planet is shown as a dashed curve while the eccentricity of the inner planet is shown as a solid curve. Equilibrium values of the eccentricities predicted with our semi-analytic equations of motion are plotted as thin horizontal lines. In panel (g) colored curves show inner and outer planet eccentricities along families of ACR configurations of the 3:2 MMR for the different planet mass ratios used in the simulations shown in panels (a)–(f). Black points indicate dissipative equilibria for different ratios of $\tau_\alpha/\tau_{e,1}$ with $\tau_{e,2} = (m_1/m_2)\tau_{e,1}$. Results of N -body migration simulation with $\tau_\alpha/\tau_{e,1} = 3$ are shown as circles. See text for additional details.

onance or the system reaches a limit cycle and their resonant librations saturate at a finite value. The stability of a particular equilibrium configuration can be determined by computing the Jacobian matrix,

$$J = \begin{pmatrix} \Omega \cdot \nabla_{\mathbf{z}}^2 H + \nabla_{\mathbf{z}} \mathbf{f}_{\text{dis}} & \frac{\partial}{\partial \mathbf{D}} [\Omega \cdot \nabla_{\mathbf{z}} \bar{H} + \mathbf{f}_{\text{dis}}]^T \\ \nabla_{\mathbf{z}} f_{\mathcal{D}, \text{dis}} & \frac{\partial f_{\mathcal{D}, \text{dis}}}{\partial \mathbf{D}} \end{pmatrix}, \quad (4)$$

of Equations (3). The stability of the equilibrium is then determined by the eigenvalues of J . At an equilibrium near an ACR configuration, J will have two eigenvalues of the form $\pm i\omega_j + \rho_j$ with $|\rho_j| \sim 1/\tau_\alpha$. If either $\rho_j > 0$, then the equilibrium is an unstable spiral and any small displacement from equilibrium will amplify on a timescale $1/\rho_j$. In this paper, we will determine the stability of equilibrium configurations by numerical eigenvalue determination after evaluating the Jacobian in Equation (4) by means of automatic differentiation. We refer the reader to previous studies for approximate analytic equilibrium stability criteria (Goldreich & Schlichting 2014; Delisle et al. 2015; Deck & Batygin 2015; Xu & Lai 2017; Xu et al. 2018).

3. RADIAL VELOCITY FITTING

Resonant planet pairs that owe their dynamical configuration to smooth convergent migration in their protoplanetary disk should reside in or very near an ACR

configuration. In Section 3.1 we describe an RV fitting method for testing the hypothesis that a given set of RVs are produced by a system residing in an ACR configuration. We then apply this method in Section 3.2 to two RV systems hosting pairs of giant planets, HD 45364 (3.2.1) and HD 33844 (3.2.2). We show that these systems' RVs are consistent with ACR configurations and that ACR configurations are formally preferred in both cases.

3.1. Methods

Our first goal is to develop a method to evaluate whether a planetary system's RV observations can be explained by a pair of planets in an ACR configuration. In order to do so, we adopt a Bayesian model comparison framework (e.g., Gregory 2005). Given a set of observational data D and a model \mathcal{M}_i for how that data depends on a set of model parameters θ , Bayes theorem states

$$p(\theta|D, \mathcal{M}_i) = \frac{p(D|\theta, \mathcal{M}_i)p(\theta|\mathcal{M}_i)}{p(D|\mathcal{M}_i)}.$$

In standard Bayesian parlance, $p(\theta|D, \mathcal{M}_i)$ is referred to as the posterior, $p(D|\theta, \mathcal{M}_i)$ as the likelihood, $p(\theta|\mathcal{M}_i)$ as the prior, and $p(D|\mathcal{M})$ as the evidence. Parameter inference methods such as MCMC compute or approximate the posterior distribution, $p(\theta|D, \mathcal{M}_i)$, which rep-

resents one's beliefs about the underlying system parameters, conditioned on the observation. In model comparison problems, one is instead interested in determining evidences, $p(D|\mathcal{M}_i)$, for two or more competing models. Two models \mathcal{M}_i and \mathcal{M}_j can be compared by computing their Bayes factor, $p(D|\mathcal{M}_i)/p(D|\mathcal{M}_j)$, the ratio of the two models' posterior probabilities in light of the data, under the assumption that the two theories are equally likely to be true *a priori*.

We sample posteriors and compute evidences for two classes of models for each planet pair's RV data. The first model class is a conventional N -body model that computes the RV signal by integrating the equations of motion governing the planetary system. The N -body model's parameters include the planets' masses m_i and orbital parameters at a reference epoch, chosen to be the median time of the RV observations. We parameterize the planets' orbits in terms of their orbital periods P_i , mean anomalies M_i , eccentricities e_i , and arguments of periape ω_i . Our model's prior probabilities are uniform in the planets' orbital parameters and log-uniform in the planets' masses.⁵ In addition to planets' orbital parameters, the model includes an RV zero-point, γ_k , and instrumental jitter term, σ_k , for each set of RV observations. We adopt uniform priors for the zero-points, γ_k , and log-uniform priors for the jitter terms, σ_k . Parameters in the N -body model that lead to close encounters within 3 planet Hill radii or less during the integration are automatically rejected. For simplicity, we fix the host star mass to the reported best-fit value from the literature and assume the planets' orbits are co-planar with an inclination of 90 deg i.e., the system is observed edge-on. We will refer to this model as the 'full' model since it allows for the full range of possible two-planet planar configurations.

The second model class presumes that the RV data are the product of a pair of planets residing in an ACR configuration. This model is similar to the RV model developed by [Baluev \(2008\)](#). Restricting planets to an ACR configuration reduces the degrees of freedom of the model. We parameterize an ACR model for a given $j:j-k$ resonance in terms of the inner planet's RV semi-amplitude, K_1 , period P_1 , time of transit, $T_{c,1}$, and ar-

gument of periape, ω_1 , along with m_2/m_1 , the mass ratio of outer planet relative to the inner, and a parameter, s , described below that sets the normalized AMD of the planet pair. Our ACR models also include the same instrumental parameters, γ_k and σ_k , used in the full model. The parameter $s \in [0, 1]$ sets the angular momentum deficit of a planet pair to be $\mathcal{D} = s^2 \mathcal{D}_{\max}$ where \mathcal{D}_{\max} is the angular momentum deficit at the point where all the ACR tracks for different planet mass ratios intersect at a global maximum of the averaged disturbing function (see [Michtchenko et al. 2006](#)).⁶ In our ACR model MCMC fits, we sample in the variables $\sqrt{s} \cos \omega_1$ and $\sqrt{s} \sin \omega_1$ rather than s and ω_1 . The orbital period of the outer planet's RV signal is set to $P_2 = \frac{j}{j-k} P_1$, and the semi-amplitude of the outer planet is given by

$$K_2 = \frac{m_2}{m_1} \left(\frac{j-k}{j} \right)^{1/3} \frac{\sqrt{1-e_1^2}}{\sqrt{1-e_2^2}} K_1.$$

The argument of periape of the outer planet is set to $\omega_2 = \omega_1 + \pi$. The ACR model includes, in addition to the continuous parameters just described, a discrete degree of freedom that fixes the relative orbital phases of the planet pair. Specifically, with the resonant angle σ_1 fixed at its equilibrium value $\sigma_1 = 0$ (when k is odd) or $\sigma_1 = \pi/k$ (when k is even), the orbital phase of the outer planet is related to the orbital phase of the inner planet by

$$M_2 = \left(1 - \frac{k}{j} \right) M_1 + \frac{1-j+k}{j} \pi + n \frac{2\pi}{j} \quad (5)$$

for $n = 0, 1, \dots, j-1$. We handle this discrete degree of freedom by running multiple nested sampling fits, each with n fixed to one of the j possible values. Of these j distinct fits, the model with the largest computed Bayesian evidence is selected as the ACR model to be compared to the full model. Likelihoods for both models are computed in the standard way from a χ^2 value that includes jitter terms added in quadrature to the reported measurement uncertainties. We use the `radvel` ([Fulton et al. 2018](#)) code, modified to include our N -body and ACR models, to forward-model radial velocities, evaluate model likelihoods, and run MCMC simulations. We use the nested sampling code `dynesty` ([Speagle 2020](#)) to estimate the Bayesian evidence of each model. Specifically, we use the `dynesty.NestedSampler` class with default settings. For the ACR model, RV signals are

⁵ We take the usual strategy of sampling in variables $\sqrt{e_i} \cos \omega_i$ and $\sqrt{e_i} \sin \omega_i$ in our MCMC fitting to improve convergence behavior. The nested sampling algorithm that we use requires variable be normalizable, so, in addition to restricting $e_i \in [0, 1]$ and restricting angular variables to lie between 0 and 2π , we restrict the range of our priors in the variables P_i and m_i : priors on P_i are uniform within $\pm 25\%$ of values determined by a maximum likelihood fit and priors on m_i are log-uniform within a factor of 1/5 and 5 times the maximum likelihood fit values.

⁶ While ACR tracks generally extend to angular momentum deficits greater than \mathcal{D}_{\max} , we find that, in practice, the posterior density of the systems we fit is already negligible at smaller eccentricities.

synthesized as the sum of two planets’ Keplerian RV signals rather than by means of N -body simulation. We discuss the validity of this approximation in Appendix B where we demonstrate that it has negligible impact over the timescales spanned by the observations we fit.

3.2. Results

In this section we fit and compare our N -body and ACR models to two systems hosting potentially resonant giant planet pairs.

3.2.1. HD 45364

The first system we fit is HD 45364, a system of two planets in a 3:2 MMR orbiting a K0 star of mass $M_* = 0.82 M_\odot$ originally discovered by [Correia et al. \(2009\)](#). The best-fitting solution reported by [Correia et al. \(2009\)](#) displays large resonant angle libration amplitudes and secular eccentricity variations and is therefore not in an ACR configuration. A number of subsequent studies have further explored the dynamics and possible formation histories of the HD 45364 system. [Rein et al. \(2010\)](#) perform a suite of hydrodynamical simulations of planet-disk interactions in order to explore potential migration histories leading to present-day orbital configuration of HD 45364 system. Their simulations produce systems with orbital parameters significantly different from the [Correia et al. \(2009\)](#) best-fit solution but with RV signals that fit the observations with approximately equal statistical significance. [Correa-Otto et al. \(2013\)](#) show that the dynamical configurations similar to those found by both [Correia et al. \(2009\)](#) and [Rein et al. \(2010\)](#) can be obtained through simple parameterized migration simulations with exponential migration and eccentricity damping forces. As expected, the planets in the simulations of [Correa-Otto et al. \(2013\)](#) are driven into ACR configurations. While [Correa-Otto et al. \(2013\)](#) note that the ACR configurations’ lack of libration amplitude is at odds with the orbital solutions reported by [Correia et al. \(2009\)](#) and [Rein et al. \(2010\)](#), they do not attempt to determine whether the RVs of HD 45364 can be adequately fit with planets in a zero libration amplitude configuration. [Delisle et al. \(2015\)](#) also analyze the HD 45364 system in order to constrain properties of the system’s migration during formation, similar to Section 4.2 below. However, their constraints are derived under the assumption that the system possesses the non-zero libration amplitude measured by [Correia et al. \(2009\)](#) and they do not explore the possibility that the system may in fact reside in an ACR configuration.

Figure 2 summarizes our fit results for HD 45364. The ACR model is formally preferred by our nested sampling

simulations, with a log-Bayes factor of ~ 8 . The right-most panel of Figure 2 shows that the posterior distribution of the N -body model planet eccentricities are concentrated quite close to the ACR values. We integrate 1500 initial conditions randomly selected from the full model MCMC posterior sample for 100 orbits of planet b in order to determine the resonant angle libration amplitudes and average period ratios plotted in the middle panels of Figure 2. Resonant angle libration amplitudes were recorded by determining the maximum deviations of angles $\theta_b = 3\lambda_c - 2\lambda_b - \varpi_b$ and $\theta_c = 3\lambda_c - 2\lambda_b - \varpi_c$ from their respective equilibrium values of 0 and π over the course of the integration. Cumulative distributions of libration amplitudes are plotted in the center-right panel of Figure 2. While the majority of initial conditions show resonant libration for both angles with amplitudes $\lesssim \pi/2$, neither cumulative distribution reaches 1 due to a small fraction of simulations in which one or both resonant angles circulate. The moderate to large libration amplitudes inferred when fitting the full model may initially appear to be at odds with the preference for the zero libration-amplitude ACR model inferred from the Bayesian evidence calculations. This apparent contradiction suggests that the inference of large libration amplitudes in the full model is principally driven by the larger phase-space volume occupied by these configurations and not by any significant improvement in fit derived from large libration amplitude solutions. This example serves to illustrate that the influence of priors must be carefully considered when deriving conclusions about the dynamics of planetary systems from RV fits.

3.2.2. HD 33844

The second system we fit, HD 33844, consists of two giant planets orbiting in or near a 5:3 MMR and was originally reported by [Wittenmyer et al. \(2016\)](#). We adopt the stellar mass of $M_* = 1.84 M_\odot$ for HD 33844 based on the best-fit value reported by [Stassun et al. \(2017\)](#). Combining RV fits with longer-term N -body simulations to rule out RV solutions leading to dynamical instabilities on timescales less than 100 Myr, [Wittenmyer et al. \(2016\)](#) find that many of the stable orbital configurations in the neighborhood of their best-fit solution reside in the 5:3 MMR.⁷

Figure 3 summarize our fit results for HD 33844. Our inferred planet masses and orbital parameters are in good agreement with values reported by [Wittenmyer](#)

⁷ [Wittenmyer et al. \(2016\)](#) find that the angle $5\lambda_c - 3\lambda_b - \omega_b + \omega_c$ alternates between libration and circulation in their simulations. This combination, however, is not a dynamically meaningful resonant angle as it is not invariant under rotational transformations of the coordinate system.

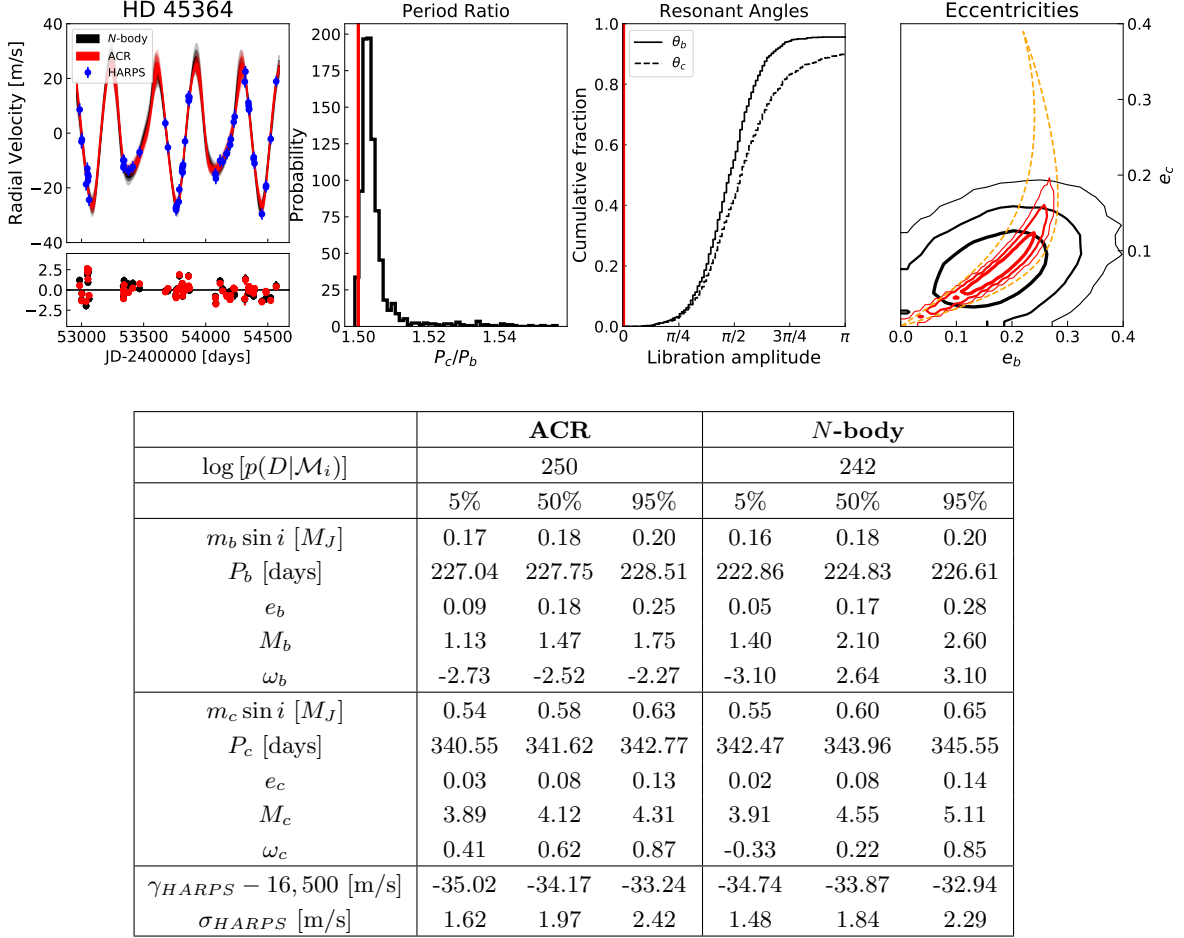


Figure 2. Summary of fit results for HD 45364.

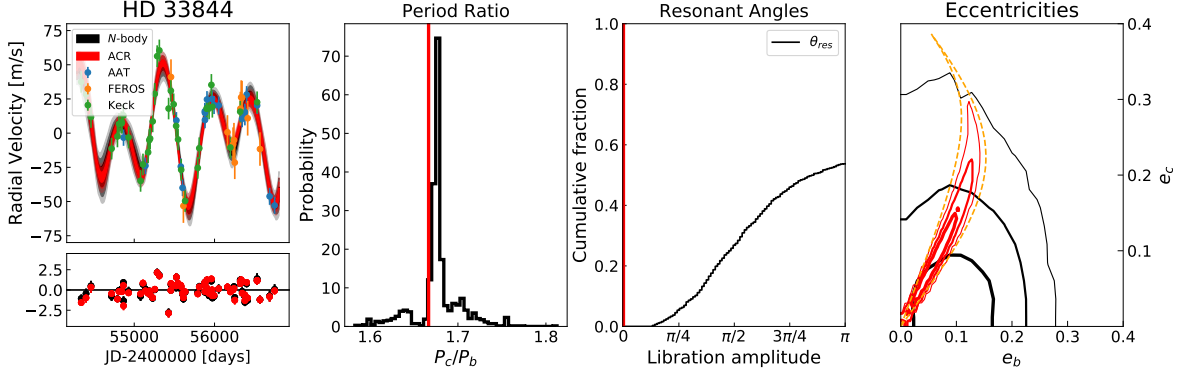
Top: Comparison of full-model fits against 3:2 ACR model fits for HD 45364. For all plots, N -body model results are plotted in black, while the ACR model results are plotted in red. The leftmost panel shows the radial velocity solutions derived from both models, using shaded regions to illustrate the 1, 2, and 3 σ distributions for each. The bottom of the panel shows the normalized residuals of each model, i.e., the model residuals divided by the model errorbars including the allowance for jitter. Points and error bars indicate median and 1 σ range of the normalized residuals. The middle-left panel shows the distribution of average period ratios derived from both models. The middle-right panel shows the cumulative distribution of resonant angle libration amplitudes measured via N -body integrations. The right-most panel shows the eccentricity posteriors for the two planets. The dashed orange lines in the right-hand plot indicate the ACR tracks that encompass the full range of the planet mass ratios in the ACR model posterior sample.

Bottom: Table giving log-evidences from nested sampling simulations and percentiles of parameters' marginalized posterior distributions from MCMC.

et al. (2016). The full and ACR models provide similar quality fits to the data and, due to its lower dimensionality, the ACR model is formally preferred with a log-Bayes factor of ~ 7 based on the results of our nested sampling simulations.

In order to more clearly interpret the resonant state of RV solutions inferred with the full model, we turn to the analytic resonance model of Hadden (2019). While the full dynamics of a 5:3 MMR are captured by a two degree-of-freedom system with two resonant angles, σ_1 and σ_2 defined in Section 2, Hadden (2019) shows that, to an excellent approximation, the dynam-

ics of the MMR only depend a single resonant angle $\theta_{\text{res}} = 5\lambda_c - 3\lambda_b - 2z$ where $z \approx \arg(e_c e^{i\varpi_c} - e_b e^{i\varpi_b})$. To determine the resonant behavior of RV solutions fit with the full model, we again integrate 1500 initial conditions randomly selected from the MCMC posterior sample for 100 orbits of planet b and record angle libration amplitudes as the maximum deviation of the angle θ_{res} from its equilibrium value, π . (ACR solutions have periodic variations in θ_{res} on the synodic timescale about the equilibrium of the averaged system with an amplitude of approximately $\sim 0.1\pi$.) Approximately 50% of these initial conditions show librating behavior, and the cu-



	ACR			N-body		
$\log [p(D \mathcal{M}_i)]$	-263			-270		
	5%	50%	95%	5%	50%	95%
$m_b \sin i [M_J]$	1.72	1.87	2.02	1.73	1.89	2.05
P_b [days]	542.33	549.49	556.31	543.71	551.56	558.44
e_b	0.01	0.07	0.12	0.02	0.10	0.19
M_b	1.08	1.41	1.79	0.23	1.01	5.76
ω_b	2.87	3.20	3.48	2.79	3.68	4.73
$m_c \sin i [M_J]$	1.39	1.58	1.78	1.35	1.56	1.77
P_c [days]	903.88	915.81	927.18	889.82	918.75	953.82
e_c	0.02	0.10	0.19	0.01	0.05	0.15
M_c	3.16	3.36	3.59	0.16	1.69	6.10
ω_c	0.02	0.26	6.26	0.59	2.91	5.38
γ_{FEROS} [m/s]	-8.99	-2.08	5.02	-8.19	-0.62	6.75
γ_{AAT} [m/s]	-14.08	-11.60	-9.01	-15.53	-12.83	-10.05
γ_{Keck} [m/s]	-10.77	-8.39	-6.05	-10.63	-8.21	-5.78
σ_{FEROS} [m/s]	7.80	11.79	19.45	7.85	12.22	20.66
σ_{AAT} [m/s]	4.20	5.75	8.16	3.69	5.36	7.95
σ_{Keck} [m/s]	6.37	7.81	9.86	6.25	7.80	10.09

Figure 3. Summary of fit results for HD 33844.

Top: Comparison of full-model fits against 5:3 ACR model fits for HD 33844. For all plots, N -body model results are plotted in black, while the ACR model results are plotted in red. The leftmost panel shows the radial velocity solutions derived from both models, using shaded regions to illustrate the 1, 2, and 3 σ distributions for each. The bottom of the panel shows the normalized residuals of each model, i.e., the model residuals divided by the model errorbars including the allowance for jitter. Points and error bars indicate median and 1 σ range of the normalized residuals. The middle-left panel shows the distribution of average period ratios derived from both models. The middle-right panel shows the cumulative distribution of resonant angle libration amplitudes measured via N -body integrations. The right-most panel shows the eccentricity posteriors for the two planets. The dashed orange lines in the right-hand plot indicate the ACR tracks that encompass the full range of the planet mass ratios in the posterior sample.

Bottom: Table giving log-evidences from nested sampling and the percentiles of parameters' marginalized posterior distributions from MCMC.

mulative distribution of their libration amplitudes are recorded in the middle-right panel of Figure 3. The right-most panel shows that the N -body model prefers a larger eccentricity for planet b when the system is not restricted to lie inside the ACR.

4. DISCUSSION

4.1. Dynamical stability

So far, we have not considered the long-term stability of planets' orbital configurations in our fits. The high planet masses and close spacings of the HD 45364 and HD 33844 systems place them near the boundary of dynamical instability. This dynamical fragility can be leveraged to derive tighter constraints on the planets' masses and orbital properties by rejecting any orbital configurations that rapidly go unstable (rejection sam-

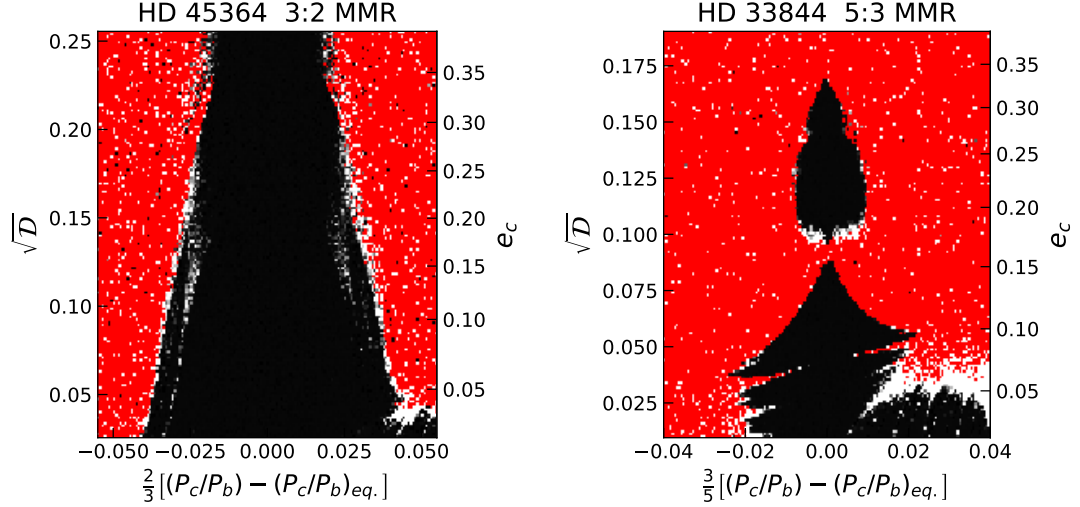


Figure 4. Stability maps in the vicinity of the 3:2 ACR of HD 45364 (left) and the 5:3 ACR of HD 33844 (right), respectively. Planet masses are set to their median values from the ACR model MCMC. Planets are initialized with $\lambda_2 = \lambda_1$ and all osculating orbital elements are set to their ACR values except that their period ratios are displaced from the equilibrium value. Planets’ osculating elements in the ACR configuration are computed using the transformation from mean to osculating elements described in Appendix A.2. Each panel shows results from a grid of simulations run for 3000 orbits of the outer planet. Black indicates regular trajectories, white indicates chaotic trajectories, and red indicates trajectories that experienced a close encounter during the simulation. Regular and chaotic trajectories are identified based on the MEGNO chaos indicator (Cincotta et al. 2003) and we use a grayscale stretching from MEGNO values of 1.9 to 5 in order to color regular and chaotic points. Stability simulations are run using the **WHFast** integrator (Rein & Tamayo 2015) with timesteps set to $1/30$ of the periaapse passage timescale of the inner planet, $T_{\text{peri}} = 2\pi/\dot{f}_{\text{max}}$, where \dot{f}_{max} is the time derivative of the true anomaly at pericenter (Wisdom 2015).

pling based on long-term stability is common practice in the literature: e.g., Wittenmyer et al. 2016). Since we are primarily concerned with evaluating whether systems’ RVs can be explained by planets in an ACR configuration rather than deriving precise orbital constraints, we will not apply this rejection sampling procedure here. Instead, we explore the dynamical stability in the vicinity of ACR configurations by means of the dynamical maps shown in Figure 4. The maps in Figure 4 indicate dynamical stability results for a grid of short N -body integrations. In each integration, planets are initialized with masses equal to the median planet masses derived from our MCMC fits and orbital elements corresponding to an ACR equilibrium, except that we vary the planets’ period ratio away from the equilibrium value. We explore a range of planet eccentricities by running integrations over a grid of normalized AMD values up to the value \mathcal{D}_{max} described in Section 3.1.

From Figure 4, we see that, in the case of HD 45364, the 3:2 ACR provides a large island of stability in a phase space that is otherwise unstable except for a small pocket of stability just wide of the resonance at low eccentricity. This is in agreement with the original analysis of Correia et al. (2009). The structure of the 5:3 ACR in the HD 33844 system, on the other hand is somewhat more complicated. The ACR shows two separate

islands of stability separated by a thin chaotic region near $\mathcal{D} \approx 0.1$ along with a small pocket of stability wide of the resonance at low eccentricity.

Irrespective of whether or not the HD 45364 and HD 33844 systems are truly in ACR configurations we can conclude that they most likely reside in resonance since the local phase space outside of these resonances is almost entirely chaotic and unstable. The stability maps shown in Figure 4 highlight how knowledge of ACR structure allows much more efficient identification of stable parameter space than a brute-force grid search of the high-dimensional parameter space of planets’ orbital elements when fitting RVs. It is well-known that mean motion resonances can provide phase-protection from close encounters that would otherwise destabilize strongly interacting planets. Because ACR configurations are elliptic equilibria of the averaged dynamical system describing planets’ resonant motion they should be the most dynamically stable resonant configurations possible: the degree of non-linearity in the neighborhood of an elliptic equilibrium, and thus the potential for chaos and dynamical instability, increases with distance from the equilibrium (Giorgilli et al. 1989). Therefore, the vicinity of ACR configurations provide good starting points for any search for dynamically stable orbital configurations when modeling strongly interacting planet

pairs. In their analysis of the HD 82943 system, [Baluev & Beaug \(2014\)](#) previously noted the utility of enforcing ACR configurations to ensure dynamical stability when fitting RV data. Conversely, if no stable ACR configuration exists for given set of planet masses, then stable orbital configurations likely do not exist in the nearby phase space.

4.2. Inferring Migration History

Because the relative strength of migration and eccentricity damping forces determine the ACR equilibrium configuration that a pair of planets reach after capture into resonance, we can interpret our ACR fit results as constraints on the relative strength of these forces during the planetary systems' formation. Assuming that planet pairs were subject to migration and eccentricity damping forces for a time period sufficiently long to reach dynamical equilibrium, a given ACR equilibrium configuration corresponds directly to a ratio of migration timescale to eccentricity damping timescale. This is illustrated in Figure 5. The figure shows the posterior distributions of each planet pair's eccentricities from our MCMC fits with ACR models. In different colored lines, we plot the loci of equilibria along these ACR tracks for different values of τ_α/τ_e where we define $\tau_e^{-1} \equiv \tau_{e,1}^{-1} + \tau_{e,2}^{-1}$ and assume that $m_2\tau_{e,2} = m_1\tau_{e,2}$ so that the strength of eccentricity damping experienced by a planet is proportional to its mass. This simple prescription approximately matches the expected scaling of eccentricity damping experienced due to Type I migration ([Kley & Nelson 2012](#)) or dynamical friction from interactions with planetesimals ([Ida 1990](#)). For each system, Figure 5 also shows the distribution of τ_α/τ_e values inferred by mapping our posterior samples of mass ratios and eccentricities to values of τ_α/τ_e . For HD 45364 we infer $\tau_\alpha/\tau_e = 8_{-3}^{+8}$ and for HD 33844 we find $\tau_\alpha/\tau_e = 20_{-12}^{+65}$.

One of the puzzling features of the HD 45364 and HD 33844 systems is that they both lie interior to the 2:1 MMR. In standard core accretion theories of planet formation, massive planets like those in these systems are expected to form farther apart than the 2:1 MMR ([Armitage 2007](#), and references therein). If the resonances in these systems were established through convergent migration then, during formation, the planets should have first encountered and been captured into the 2:1 MMR. One possibility is that their migration was sufficiently rapid to avoid capture in the 2:1 MMR. This is the scenario considered, for example, in the simulations of [Rein et al. \(2010\)](#) to explain the orbital configuration of HD 45364. Another possibility is that capture in the 2:1 MMR was rendered temporary in both systems

because the ACR configuration was an unstable spiral in the presence of dissipative forces. We explore this possibility further in Figure 5 and Figure 6.

Figure 5 illustrates the stability of ACR equilibria as a function of τ_α/τ_e for the current resonance occupied by each system as well as the 2:1 MMR (plus the 5:3 MMR for HD 45364 system), which the planets would have traversed on their way to their current MMR configuration. The curves are computed as follows: first, we determine the equilibrium configuration for a given τ_α/τ_e using the resonance equations of motion, taking $p = 1$ in Equation (2) describing the dissipative forces experienced by the planets. Next, we compute the Jacobian of the equations of motion at this equilibrium. The stability is then determined based on the real parts of the eigenvalues of the Jacobian as described in Section 2. The plot shows the maximum real eigenvalue component in units of τ_α^{-1} , which we have taken to be $\tau_\alpha = 3 \times 10^5 P_2$. (We confirm that, for sufficiently large τ_α , growth rates simply scale with τ_α^{-1} .) For HD 45364, the 2:1 ACR equilibrium is unstable for $6 < \tau_\alpha/\tau_e < 211$. This range encompasses 65% of the posterior points plotted in the top right panel of Figure 5. For HD 33844, instability occurs at the 2:1 MMR for $3.6 < \tau_\alpha/\tau_e < 67$, encompassing 81% of the posterior.

In Figure 6, we perform similar calculations, but we now relax our assumption of $\tau_{e,1}/\tau_{e,2} = m_2/m_1$ and instead explore a range of relative eccentricity damping strengths. We examine credible regions of τ_α/τ_e inferred from our ACR model fit posterior as a function of $\tau_{e,1}/\tau_{e,2}$. The figure also shows the regions for which different combinations of $\tau_{e,1}/\tau_{e,2}$ and τ_α/τ_e drive the system to an ACR configuration that is made unstable by the dissipative forces.

While the elliptic point of the ACR configuration may be rendered unstable by dissipative forces, the ultimate outcome of the instability can lead to either passage through the resonance or a limit cycle within the resonance. In order for the planets of the HD 45364 and HD 33844 systems to have escaped permanent capture in a 2:1 MMR, instabilities must have led to escape rather than a limit cycle. Using an integrable approximation for the dynamics of a first order MMR, [Deck & Batygin \(2015\)](#) derive an approximate criterion to determining whether instability is expected to result in escape or a limit cycle. Their criterion can be stated in terms of a critical value of $\mathcal{D} = \mathcal{D}_{\text{bif}}$ where the Hamiltonian $\bar{H}(\mathbf{z}, \mathcal{D})$ exhibits a bifurcation and goes from having one elliptic fixed point to having two elliptic fixed points and one unstable fixed point. If $\mathcal{D} > \mathcal{D}_{\text{bif}}$ then the unstable librations grow until the system eventually escapes resonance while, for $\mathcal{D} < \mathcal{D}_{\text{bif}}$ the librations saturate at a

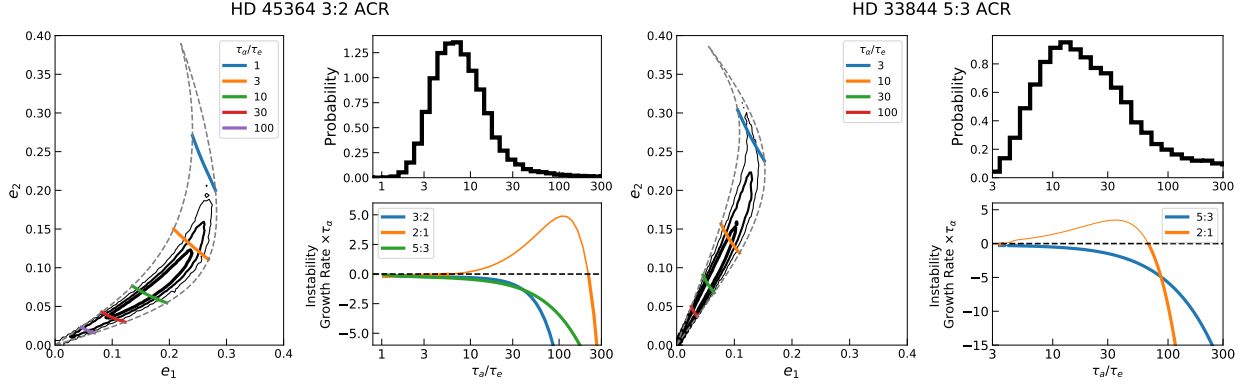


Figure 5. Inferring the relative strength of migration and eccentricity damping, τ_α/τ_e , during resonant capture for HD 45364 (left) and HD 33844 (right) from our ACR model fits. For each system, the left panel shows the posterior distribution of planet eccentricities from the ACR model MCMC fit with the loci of equilibrium configurations for different values of τ_α/τ_e plotted in different colors. The upper right panels show the posterior distribution of τ_α/τ_e values inferred by converting the eccentricity values shown in the left panels to τ_α/τ_e values. The bottom right panel shows the stability/instability growth rates, in units of τ_α^{-1} , as a function of τ_α/τ_e for the current resonance occupied by each system as well as the 2:1 MMR and, for HD 45364, the 5:3 MMR. Positive values correspond to instability (the ACR becomes an unstable spiral in the presence of dissipation) while negative values correspond to stability (the ACR becomes a stable spiral in the presence of dissipation).

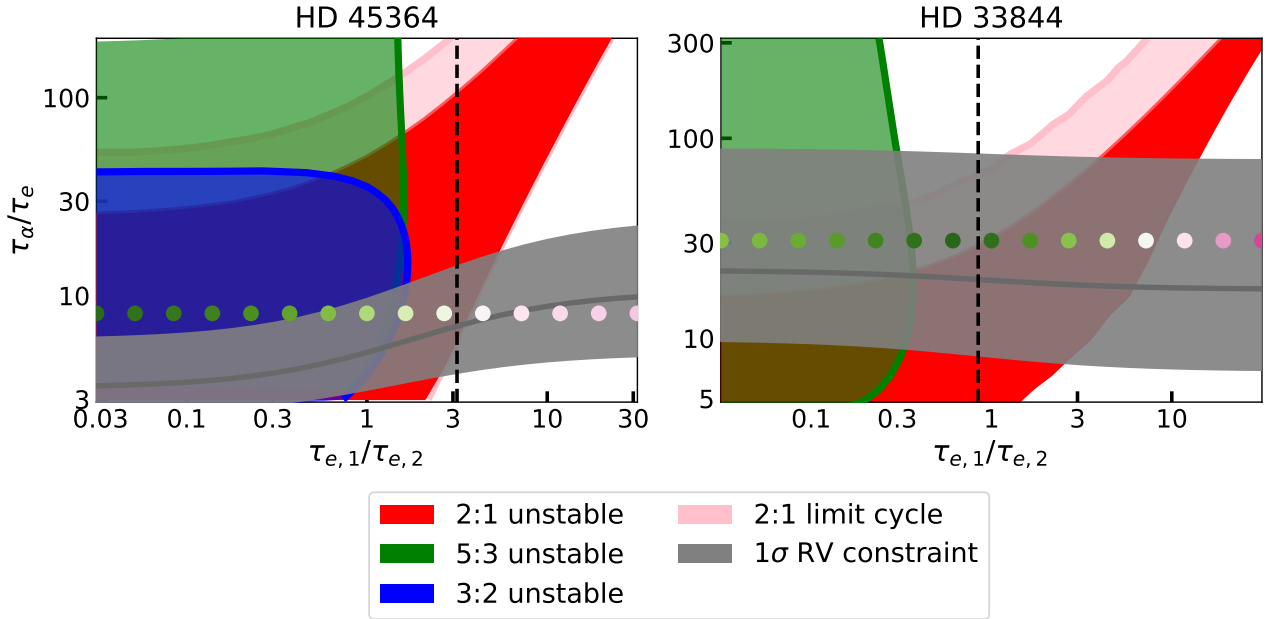


Figure 6. Stability of ACR equilibria as a function of τ_α/τ_e and $\tau_{e,1}/\tau_{e,2}$ for the HD 45364 and HD 33844 systems. Eccentricity and semi-major axis damping evolve planets toward an ACR equilibrium that may be stable or unstable, depending on the relative eccentricity damping strengths experienced by the inner and outer planet. Regions where these equilibria are unstable are indicated by different colors for different resonances. Parameter combinations that reach a limit cycle in the 2:1 MMR rather than passing through the resonance are also indicated. Gray bands show the 1σ inferred ranges of τ_α/τ_e as a function of $\tau_{e,1}/\tau_{e,2}$ based on our ACR model MCMC fit. The vertical dashed line indicates $\tau_{e,1}/\tau_{e,2} = m_2/m_1$, the eccentricity damping relationship presumed in Figure 5. Colored circles indicate the parameters used in the N -body simulations plotted in Figures 7 and 8. For both HD 45364 and HD 33844, there exist regions of parameter space that would have both led to their escape from the 2:1 MMR while also allowing for subsequent stable capture into their current resonant configurations.

finite value when the system reaches a limit cycle. To compute \mathcal{D}_{bif} for the 2:1 MMR, we use an integrable approximation for the resonant dynamics similar to the one employed by [Deck & Batygin \(2015\)](#) implemented in the **CELMECH** package. Damping parameter combinations expected to lead to a limit cycle in the 2:1 MMR, where the equilibrium configuration is unstable but $\mathcal{D} < \mathcal{D}_{\text{bif}}$, are indicated by pink shading in Figure 6.

Figures 7 and 8 show example encounters with the 2:1 MMR for HD 45364 and HD 33844, respectively, at fixed τ_α/τ_e and for a range of $\tau_{e,1}/\tau_{e,2}$ values that are indicated by the colored points in Figure 6. The simulations in Figures 7 and 8 use the symplectic **WHFast** integrator, instead of the **IAS15** integrator, with timesteps set to 1/100 of the initial orbital period of the inner planet. We choose the planets' individual migration timescales such that $\tau_\alpha = 3 \times 10^5 P_2$ and $\frac{m_1}{a_{1,0}\tau_{m,1}} + \frac{m_2}{a_{2,0}\tau_{m,2}} = 0$. The latter condition ensures that the time derivative of the systems' energy is approximately zero and minimizes any inward drift of the system to ensure that dynamics remain well-resolved by the simulations' fixed timesteps. Trajectories are colored according to the predicted stability of their 2:1 ACR equilibrium: pink trajectories are stable while green trajectories are unstable.

For HD 45364, shown in Figure 7, the unstable simulations grow in libration amplitude and eventually escape from the resonance. The unstable simulations for HD 33844, shown in Figure 8, exhibit more complicated behavior. Upon reaching the unstable ACR equilibrium, they initially grow in libration amplitude. Three of the simulations go on to escape from the resonance, just as in the unstable HD 45364 simulations. The other unstable simulations, however, reach a limit cycle. This behavior is consistent with the predictions of Figure 6, where many of the simulations lie in lighter-shaded region of parameters leading to an unstable 2:1 MMR but with $\mathcal{D} < \mathcal{D}_{\text{bif}}$.

For HD 33844, Figure 6 shows that there is a significant region of parameter space which is both consistent with our ACR model fit and for which the 2:1 ACR configuration is unstable but the 5:3 ACR configuration remains stable. HD 33844 b and c could therefore have readily evaded permanent capture in the 2:1 MMR and continued migrating toward the 5:3 MMR where they were ultimately permanently captured. There is also a region of parameter space for HD 45364 that is consistent with our ACR model fit and for which the 2:1 ACR configuration is unstable but the 3:2 ACR configuration remains stable. HD 45364 b and c could therefore also have escaped the 2:1 MMR and continued migrating toward the 3:2 MMR. However, in order to migrate into the 3:2 MMR, the system would also have traversed the

second-order 5:3 MMR. There is a narrow region of parameter space in Figure 6 that lead to unstable ACR equilibria in both the 2:1 and 5:3 MMRs but a stable 3:2 ACR equilibrium. However, such parameters are not generic and a scenario in which the planet pair escaped both the 2:1 and 5:3 MMRs through instability but reached a stable equilibrium in the 3:2 MMR appears to suffer from a fine tuning problem. Alternatively, HD 45364 b and c could have reached the 3:2 MMR if their migration rate was sufficiently fast to avoid capture into the 5:3 MMR. This would require a migration rate sufficiently fast to avoid the 5:3 MMR but not too fast so as to avoid the 3:2 MMR. This is possible provided $\left(\frac{m_1+m_2}{M_*}\right)^{-2} \lesssim \tau_\alpha/P \lesssim \left(\frac{m_1+m_2}{M_*}\right)^{-4/3}$ ([Xu & Lai 2017](#)).

How do our inferences about the migration histories of HD 45364 and HD 33844 compare to theoretical predictions? For planets experiencing Type I migration, the relative strength of eccentricity and migration rates, τ_α/τ_e , are expected to be $\gtrsim 100$ (e.g., [Baruteau et al. 2014](#)), significantly larger than the values we infer in Figures 5 and 6. This is especially true for HD 45364, where our constraints are the most precise. We note that [Delisle et al. \(2015\)](#) examined HD 45364 and found that $\tau_{e,1}/\tau_{e,2} \gtrsim 6$ and $\tau_e/\tau_\alpha \sim 10$ based the reported orbital solution of ([Correia et al. 2009](#)); in agreement with our results. However, the planets in both systems are sufficiently massive that they are expected to have open gaps in their proto-planetary disk so the predictions of Type I migration are probably not applicable (e.g., [Kley & Nelson 2012](#)).

Hydrodynamical simulations of the migration of massive, resonant planet pairs in a gas disk have been studied by a number of authors ([Kley 2000](#); [Bryden et al. 2000](#); [Snellgrove et al. 2001](#); [Papaloizou 2003](#); [Kley et al. 2004](#); [Sándor et al. 2007](#); [Crida et al. 2008](#); [Rein et al. 2010](#); [André & Papaloizou 2016](#)). [Kley et al. \(2004\)](#) infer an effective τ_α/τ_e of approximately ~ 1 to 10 from their simulations of two giant planets in a disk by comparing the results of their hydrodynamic simulations with simple damped N -body simulations. This result is in good agreement with the values inferred from our ACR fits for both systems. [Crida et al. \(2008\)](#) and [Morbideilli & Crida \(2007\)](#) note the importance of an inner disk to provide eccentricity damping for the innermost planet. Figure 6 shows that both systems would have required the eccentricity damping experienced by the inner planet to be comparable in magnitude to the damping experienced by the outer planet if they were to have escaped the 2:1 MMR due to instability and yet reached a stable equilibrium in their present-day resonances.

While we have sketched plausible migration histories for the HD 45364 and HD 33844 systems that can explain how they might evade capture in a 2:1 MMR and reach their current configurations, we cannot rule out other scenarios. For example, the planets may have had significantly different masses at the time they encountered the 2:1 MMR, and only have grown to their current masses after becoming trapped in the resonances they currently occupy. Additionally, our treatment of eccentricity damping and migration is likely over-simplified. In Equation (2), we parameterized the dependence of planets' semi-major axis evolution under disk forces by including the parameter ' p ' which describes the degree to which eccentricity-damping forces conserve angular momentum ($p = 1$ corresponds to eccentricity damping at constant angular momentum). As Xu et al. (2018) note, for Type I migration, this treatment is only valid when eccentricities are less than the local disk aspect ratio, $e \ll H/r$, where H is the disk scale height and r the orbital radius. Xu et al. (2018) find that using a more realistic treatment of migration and eccentricity damping forces in the Type I regime generally leads to larger equilibrium eccentricities and more stable capture when compared to the approximate treatment we employ in Equation (2). For giant planets that open a common gap (the regime likely occupied by the planets we have considered here) the dependence of migration and eccentricity damping forces on planet eccentricities is less well studied, though hydrodynamical simulations by Crida et al. (2008) suggest a potentially complicated dependence. Ultimately, a comparative study of a larger sample of resonant systems both in and interior to the 2:1 MMR, in conjunction with theoretical investigations of planet-disk interactions in systems of resonant gap-opening planet pairs, could shed further light on why some systems become captured in the 2:1 MMR while others manage to capture into closer resonances.

4.3. Improving Constraints with Follow-up Observations

In Section 3.2, we showed that the RV signals of both HD 45364 and HD 33844 were consistent with the hypothesis that the systems reside in ACR configurations. In each case, our nested sampling simulations yielded model evidences that prefer ACR configurations for both systems. However, in both cases the preference for the ACR models is somewhat marginal. Here we briefly explore the prospects for follow-up observations to further bolster the evidence for ACR configurations in these systems or detect deviations from the predictions of the ACR models. In Figure 9, we show the predicted RV signals of HD 45364 and HD 33844 from 15 April 2020

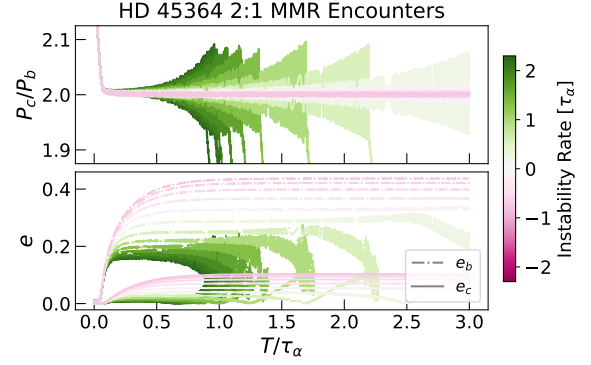


Figure 7. Example outcomes of 2:1 MMR encounter for HD 45364 for different values of $\tau_{e,1}/\tau_{e,2}$ indicated by the colored points plotted in Figure 6. Planet b and c are initialized with a period ratio of 2.2 on circular orbits and migrate with $\tau_\alpha = 3 \times 10^5 P_2$ and $\tau_e = 1/(\tau_{e,1}^{-1} + \tau_{e,2}^{-1}) = 8.13\tau_\alpha$. The upper panel shows the planets' period ratio as a function of time measured in units of τ_α and the bottom panel shows the evolution of the planets' eccentricities. Results of each simulation are colored according to the instability growth rate computed using the resonance equations of motion described in Section 2. Green colors correspond to unstable parameters and escape from the resonance after capture while pink simulations are stable and remain in the resonance.

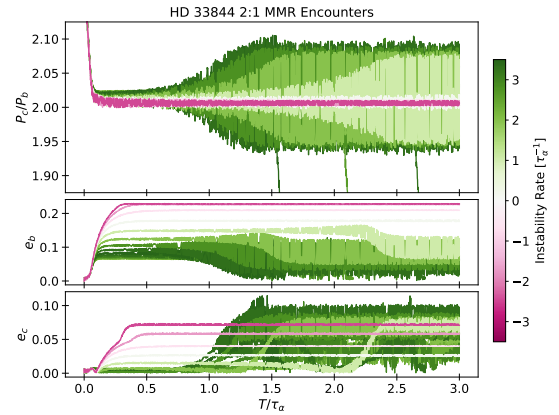


Figure 8. Example outcomes of 2:1 MMR encounter for HD 33844 for different values of $\tau_{e,1}/\tau_{e,2}$ indicated by the colored points plotted in Figure 6. Planet b and c are initialized with a period ratio of 2.2 on circular orbits and migrate with $\tau_\alpha = 3 \times 10^5 P_2$ and $\tau_e = 1/(\tau_{e,1}^{-1} + \tau_{e,2}^{-1}) = 31\tau_\alpha$. The upper panel shows the planets' period ratio as a function of time measured in units of τ_α and the bottom panels show the evolution of each planet's eccentricity. Results of each simulation are colored according to the instability growth rate computed using the resonance equations of motion described in Section 2. Green colors correspond to unstable parameters while pink simulations are stable. Some of the unstable simulations pass through the resonance whereas others reach a limit cycle with large libration amplitude inside the 2:1 MMR.

to 15 April 2025. The figures compare the predicted RV signals projected using both the full and ACR models. In order to identify the most opportune times for follow-up observations, we seek to identify times where the models’ posterior predictive distributions of RV values are most distinct. This is achieved by comparing the distribution of the predicted RV of a system at a given time using a two-sample Kolmogorov-Smirnov (KS) test (Kolmogorov 1933; Smirnov 1948). In the bottom panels of Figure 9 we plot the negative logarithm of the p -values returned by these KS tests as a function of time. Small p values indicate that the distributions predicted by the two are highly unlikely to be derived from the same underlying distribution and provide a heuristic measure of the future epochs at which additional observations could most effectively distinguish between the two models.

5. SUMMARY AND CONCLUSIONS

In this paper we developed a radial velocity fitting method that allows us to fit the RVs of a pair of planets under the assumption that the pair resides in an ACR configuration. This approach to RV fitting has a number of benefits. First, it allows one to test the hypothesis that the present-day dynamical configuration arose from resonant capture during smooth migration by comparing fits with the ACR model to conventional RV fits. Second, it allows for the efficient identification of stable orbital configurations in strongly-interacting systems. Finally, for systems consistent with an ACR configuration, the eccentricities of the planets can be used to infer constraints on the system’s migration history.

We applied this model to two systems hosting pairs of resonant giant planets, HD 45364 and HD 33844. We summarize our key conclusions:

1. ACR configurations were preferred over an unrestricted N -body model for both HD 45364 and HD 33844 systems. This lends support to the hypoth-

esis that the resonances in these systems were established via smooth migration.

2. Based on the present-day dynamical configurations of these systems, we used our ACR fits to measure the relative strengths of migration and eccentricity damping at the time these systems formed. In both cases, we found that the data are best explained by an eccentricity damping timescale approximately ~ 10 times shorter than the migration timescale.
3. We showed that both systems could have avoided permanent capture in the 2:1 MMR during migration due to an instability mechanism while reaching stable equilibria in their present-day resonances. This can explain how these planets reached their present-day resonances without the need to invoke rapid migration in order to explain how they avoided permanent capture during earlier encounters with the 2:1 MMR.

We envision the application of the methods developed in this paper to the wider sample of resonant and near-resonant RV systems, allowing for a comprehensive comparative study, as a promising future direction for better understanding the role of migration in shaping the architectures of exoplanetary systems. We provide `python` code for computing and fitting our ACR model online at github.com/shadden/ResonantPlanetPairsRVModeling.

Software: `exoplanet` (Foreman-Mackey et al. 2019), `dynesty` (Speagle 2020), `radvel` (Fulton et al. 2018), `REBOUND` (Rein & Liu 2012), `REBOUNDx` (Tamayo et al. 2020), `Theano` (Theano Development Team 2016)

Acknowledgments. We thank Paul Duffell, Matt Holman, and Josh Speagle for helpful discussion. SH gratefully acknowledges the CfA Fellowship. The computations in this paper were run on the Odyssey cluster supported by the FAS Science Division Research Computing Group at Harvard University.

REFERENCES

- Adams, F. C., Laughlin, G., & Bloch, A. M. 2008, *ApJ*, 683, 1117. <https://doi.org/10.1086%2F589986>
- André, Q., & Papaloizou, J. C. B. 2016, *MNRAS*, 461, 4406
- Antoniadou, K. I., & Voyatzis, G. 2014, *Ap&SS*, 349, 657
- Armitage, P. J. 2007, arXiv e-prints, astro
- Baluev, R. V. 2008, *CeMDA*, 102, 297
- Baluev, R. V., & Beaug, C. 2014, *MNRAS*, 439, 673. <https://doi.org/10.1093/mnras/stt2486>
- Baruteau, C., Crida, A., Paardekooper, S. J., et al. 2014, in *Protostars and Planets VI*, ed. H. Beuther, R. S. Klessen, C. P. Dullemond, & T. Henning, 667
- Beaugé, C., Ferraz-Mello, S., & Michtchenko, T. A. 2003, *ApJ*, 593, 1124
- Bryden, G., Różyczka, M., Lin, D. N. C., & Bodenheimer, P. 2000, *ApJ*, 540, 1091

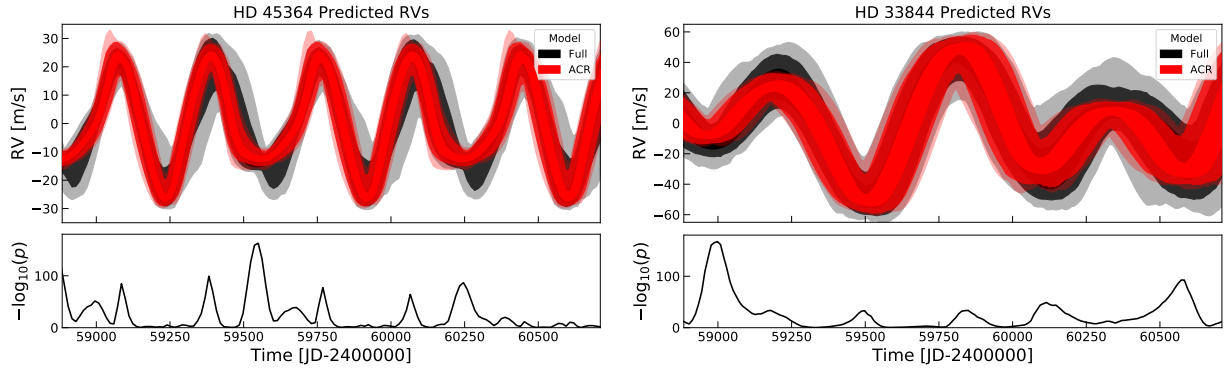


Figure 9. Predicted RV signals of the HD 45364 and HD 33844 system over the next 5 years. Top panels show RV signals for the full and ACR models. In the bottom panel, the times where the posterior predictive distributions differ between the full and ACR model most significantly are identified by computing p -values using a two-sample KS test for the two distributions. The predicted RVs of the ACR model have been computed via N -body integration since the double-Keplerian approximation does not remain valid over the timescales plotted (see Appendix B).

Cincotta, P. M., Giordano, C. M., & Simó, C. 2003, *Physica D Nonlinear Phenomena*, 182, 151

Correa-Otto, J. A., Michtchenko, T. A., & Beaugé, C. 2013, *A&A*, 560, A65

Correia, A. C. M., Udry, S., Mayor, M., et al. 2009, *A&A*, 496, 521

Crida, A., Sándor, Z., & Kley, W. 2008, *A&A*, 483, 325

Deck, K. M., & Batygin, K. 2015, *ApJ*, 810, 119

Delisle, J. B., Correia, A. C. M., & Laskar, J. 2015, *A&A*, 579, A128

Foreman-Mackey, D., Barentsen, G., & Barclay, T. 2019, *dfm/exoplanet: exoplanet v0.1.6*, , doi:10.5281/zenodo.2651251. <https://doi.org/10.5281/zenodo.2651251>

Fulton, B. J., Petigura, E. A., Blunt, S., & Sinukoff, E. 2018, *PASP*, 130, 044504. <https://doi.org/10.1088%2F1538-3873%2Faa8>

Giguere, M. J., Fischer, D. A., Payne, M. J., et al. 2015, *ApJ*, 799, 89

Giorgilli, A., Delshams, A., Fontich, E., Galgani, L., & Simó, C. 1989, *Journal of Differential Equations*, 77, 167

Goldreich, P. 1965, *MNRAS*, 130, 159

Goldreich, P., & Schlichting, H. E. 2014, *AJ*, 147, 32

Goldreich, P., & Tremaine, S. 1980, *ApJ*, 241, 425

Gregory, P. 2005, *Bayesian Logical Data Analysis for the Physical Sciences: A Comparative Approach with Mathematica® Support* (Cambridge University Press)

Hadden, S. 2019, *AJ*, 158, 238

Haghighipour, N., Couetdic, J., Varadi, F., & Moore, W. B. 2003, *ApJ*, 596, 1332

Henrard, J., & Lemaître, A. 1983, *Celestial Mechanics*, 30, 197

Ida, S. 1990, *Icarus*, 88, 129

Johnson, J. A., Payne, M., Howard, A. W., et al. 2011a, *AJ*, 141, 16

Johnson, J. A., Clanton, C., Howard, A. W., et al. 2011b, *ApJS*, 197, 26

Kley, W. 2000, *MNRAS*, 313, L47

Kley, W., & Nelson, R. P. 2012, *ARA&A*, 50, 211

Kley, W., Peitz, J., & Bryden, G. 2004, *A&A*, 414, 735

Kolmogorov, A. N. 1933, *Giornale dell'Istituto Italiano degli Attuari*, 4, 83

Lee, M. H., Butler, R. P., Fischer, D. A., Marcy, G. W., & Vogt, S. S. 2006, *ApJ*, 641, 1178. <https://doi.org/10.1086%2F500566>

Lee, M. H., & Peale, S. J. 2002, *ApJ*, 567, 596

Lin, D. N. C., & Papaloizou, J. 1986, *ApJ*, 309, 846

Luque, R., Trifonov, T., Reffert, S., et al. 2019, *A&A*, 631, A136

Malhotra, R., Black, D., Eck, A., & Jackson, A. 1992, *Nature*, 356, 583

Marcy, G. W., Butler, R. P., Fischer, D., et al. 2001, *ApJ*, 556, 296

Mayor, M., Udry, S., Naef, D., et al. 2004, *A&A*, 415, 391

Meyer, J., & Wisdom, J. 2008, *Icarus*, 193, 213

Michtchenko, T. A., Beaugé, C., & Ferraz-Mello, S. 2006, *CeMDA*, 94, 411

Morbidelli, A. 2002, *Modern celestial mechanics : aspects of solar system dynamics* (London: Taylor & Francis)

Morbidelli, A., & Crida, A. 2007, *Icarus*, 191, 158

Murray, C. D., & Dermott, S. F. 1999, *Solar system dynamics* (Cambridge, UK: Cambridge University Press)

Niedzielski, A., Nowak, G., Adamów, M., & Wolszczan, A. 2009, *ApJ*, 707, 768

Papaloizou, J. C. B. 2003, *CeMDA*, 87, 53

Peale, S. J. 1986, in *Satellites*, 159–223

Rein, H., & Liu, S. F. 2012, *A&A*, 537, A128

- Rein, H., Papaloizou, J. C. B., & Kley, W. 2010, *A&A*, 510, A4
- Rein, H., & Spiegel, D. S. 2015, *MNRAS*, 446, 1424
- Rein, H., & Tamayo, D. 2015, *MNRAS*, 452, 376
- Robertson, P., Horner, J., Wittenmyer, R. A., et al. 2012, *ApJ*, 754, 50
- Sándor, Z., Kley, W., & Klagyivik, P. 2007, *A&A*, 472, 981
- Smirnov, N. 1948, *Ann. Math. Statist.*, 19, 279.
<https://doi.org/10.1214/aoms/1177730256>
- Snellgrove, M. D., Papaloizou, J. C. B., & Nelson, R. P. 2001, *A&A*, 374, 1092
- Speagle, J. S. 2020, *MNRAS*, arXiv:1904.02180
- Stassun, K. G., Collins, K. A., & Gaudi, B. S. 2017, *AJ*, 153, 136
- Tamayo, D., Rein, H., Shi, P., & Hernandez, D. M. 2020, *MNRAS*, 491, 2885
- Theano Development Team. 2016, arXiv e-prints, abs/1605.02688. <http://arxiv.org/abs/1605.02688>
- Tinney, C. G., Butler, R. P., Marcy, G. W., et al. 2006, *ApJ*, 647, 594
- Trifonov, T., Stock, S., Henning, T., et al. 2019, *AJ*, 157, 93
- Wisdom, J. 2015, *AJ*, 150, 127
- Wittenmyer, R. A., Tan, X., Lee, M. H., et al. 2014, *ApJ*, 780, 140
- Wittenmyer, R. A., Johnson, J. A., Butler, R. P., et al. 2016, *ApJ*, 818, 35
- Wolszczan, A., & Frail, D. A. 1992, *Nature*, 355, 145
- Wright, J. T., Veras, D., Ford, E. B., et al. 2011, *ApJ*, 730, 93
- Xu, W., & Lai, D. 2017, *MNRAS*, 468, 3223
- Xu, W., Lai, D., & Morbidelli, A. 2018, *MNRAS*, 481, 1538
- Yoder, C. F. 1973, PhD thesis, UNIVERSITY OF CALIFORNIA, SANTA BARBARA.

APPENDIX

A. EQUATIONS OF MOTION

A.1. *Construction of Hamiltonian*

In this Appendix we derive the equations of motion governing the dynamics of a $j:j - k$ resonance between a pair of co-planar planets of mass m_1 and m_2 orbiting a star of mass m_0 . We begin by considering the conservative evolution of the system in Jacobi coordinates using modified canonical Delauney variables (e.g., [Morbidelli 2002](#)). The canonical momenta are given by

$$\begin{aligned}\Lambda_i &= \tilde{m}_i \sqrt{G \tilde{M}_i a_i} \\ \Gamma_i &= \tilde{m}_i \sqrt{G \tilde{M}_i a_i} (1 - \sqrt{1 - e_i^2})\end{aligned}$$

where G is the gravitational constant, $\tilde{m}_i = \frac{\eta_i - 1}{\eta_i} m_i$, $\tilde{M}_i = \frac{\eta_i}{\eta_i - 1} m_0$, and $\eta_i = \sum_{j=0}^i m_i$. The angle variables conjugate to Λ_i and Γ_i are, respectively, the planets' mean longitudes, λ_i , and $\gamma_i = -\varpi_i$ where ϖ_i are the planets' longitudes of periape. The Hamiltonian is given by

$$H(\lambda_i, \gamma_i; \Lambda_i, \Gamma_i) = - \sum_{i=1}^2 \frac{G^2 \tilde{M}_i^2 \tilde{m}_i^3}{2 \Lambda_i^2} - G m_1 m_2 \left(\frac{1}{|r_1 - r_2|} - \frac{r_1 \cdot r_2}{|r_2|^3} \right) \quad (\text{A1})$$

where the position vectors r_i are functions of the canonical variables and we omit terms that are second order and higher in the planet-star mass ratios.

To derive equations of motion governing the dynamics of a $j:j - k$ resonance, we follow [Michtchenko et al. \(2006\)](#) and transform to new canonical angle variables

$$\begin{pmatrix} \sigma_1 \\ \sigma_2 \\ Q \\ l \end{pmatrix} = \begin{pmatrix} -s & 1+s & 1 & 0 \\ -s & 1+s & 0 & 1 \\ -1/k & 1/k & 0 & 0 \\ \frac{1}{2} & \frac{1}{2} & 0 & 0 \end{pmatrix} \cdot \begin{pmatrix} \lambda_1 \\ \lambda_2 \\ \gamma_1 \\ \gamma_2 \end{pmatrix} \quad (\text{A2})$$

where $s = (j - k)/k$, along with new conjugate momenta defined implicitly in terms of the old momentum variables as

$$\begin{aligned}\Gamma_i &= I_i \\ \Lambda_1 &= \frac{L}{2} - P/k - s(I_1 + I_2) \\ \Lambda_2 &= \frac{L}{2} + P/k + (1 + s)(I_1 + I_2) .\end{aligned} \quad (\text{A3})$$

The full Hamiltonian is independent of the new angle $l = (\lambda_1 + \lambda_2)/2$ and its corresponding canonical momentum,

$$L = \Lambda_1 - \Gamma_1 + \Lambda_2 - \Gamma_2 ,$$

is the total angular momentum, which is conserved due to the rotational symmetry of the system.

To derive equations of motion governing the resonant dynamics we perform a near-identity canonical transformation $(\sigma_i, I_i, Q, P) \rightarrow (\bar{\sigma}_i, \bar{I}_i, \bar{Q}, \bar{P})$ such that, to leading order in the planet-star mass ratio, the new Hamiltonian is given by

$$\bar{H}(\bar{\sigma}_i, \bar{I}_i; L, \bar{P}) = \frac{1}{2\pi} \int_0^{2\pi} H dQ , \quad (\text{A4})$$

i.e., the new Hamiltonian is the old Hamiltonian averaged over the “fast” variable Q . We construct this transformation explicitly below in Section [A.2](#) so that we may transform the osculating elements of a pair of planets to the variables of our Hamiltonian model and vice versa.

The averaging procedure yields

$$\bar{P}/k = \frac{\bar{\Lambda}_2 - \bar{\Lambda}_1}{2} - \left(s + \frac{1}{2}\right) (\bar{\Gamma}_1 + \bar{\Gamma}_2)$$

as a constant of motion. In order to gain a better physical intuition for the meaning of the conserved quantity, \bar{P} , it is instructive to express its value in terms of the value of the planets' eccentricities and distance to nominal resonance, $\frac{j-k}{j} \frac{P_2}{P_1} - 1 \equiv \Delta$. This can be accomplished as follows: first, define the reference semi-major axes $a_{2,0}$ and $a_{1,0} = \left(\frac{\tilde{M}_1}{\tilde{M}_2}\right)^{1/3} \left(\frac{j-k}{j}\right)^{2/3} a_{2,0}$ corresponding to the nominal location of resonance, such that $L = \Lambda_{1,0} + \Lambda_{2,0}$ where $\Lambda_{i,0} = \tilde{m}_i \sqrt{G \tilde{M}_i a_{i,0}}$ for $i = 1, 2$. Conservation of \bar{P} and L imply that $\bar{\Lambda}_2 - \Lambda_{2,0} = -\frac{s+1}{s}(\bar{\Lambda}_1 - \Lambda_{1,0})$. Defining $\delta\Lambda_i = \Lambda_i - \Lambda_{i,0}$, we can write

$$\Delta \approx 3 \left(\frac{\delta\Lambda_2}{\Lambda_{2,0}} - \frac{\delta\Lambda_1}{\Lambda_{1,0}} \right) = 3\delta\Lambda_2 \left(\frac{(s+1)\Lambda_{1,0} + s\Lambda_{2,0}}{(s+1)\Lambda_{2,0}\Lambda_{1,0}} \right).$$

We define the ‘normalized angular momentum deficit’ as

$$\mathcal{D} = \frac{\frac{1}{2}(\Lambda_{2,0} - \Lambda_{1,0}) - \bar{P}/k}{(s+1/2)(\tilde{m}_1 + \tilde{m}_2)\sqrt{G\tilde{m}_0 a_{2,0}}}. \quad (\text{A5})$$

Rewriting Equation (A5) in terms of orbital elements gives

$$\mathcal{D} \approx \beta_1 \sqrt{\alpha_0} \left(1 - \sqrt{1 - e_1^2}\right) + \beta_2 \left(1 - \sqrt{1 - e_2^2}\right) - \frac{\beta_2 \beta_1 \sqrt{\alpha_0} \Delta}{3(\beta_1 \sqrt{\alpha_0}(s+1) + \beta_2 s)}$$

where $\beta_i = \frac{\tilde{m}_i}{\tilde{m}_1 + \tilde{m}_2} \sqrt{\frac{\tilde{M}_i}{\tilde{m}_0}}$ and $\alpha_0 = a_{1,0}/a_{2,0}$. For small eccentricities and $\Delta \approx 0$, we have that $\mathcal{D} \approx \beta_1 \sqrt{\alpha_0} e_1^2/2 + \beta_2 e_2^2/2$.

In order to implement the equations of motion given in Equation (3) governing resonant dynamics we evaluate the integral in Equation (A4) and its derivative with respect to canonical variables by numerical quadrature using a Gauss-Legendre quadrature rule. We use the **exoplanet** (Foreman-Mackey et al. 2019) package’s Kepler solver algorithm to compute the planets’ \vec{r}_i as functions of canonical variables to evaluate the integrand of Equation (A4). Derivatives of \bar{H} are then computed using the **Theano** (Theano Development Team 2016) package’s automatic differentiation capabilities.

A.2. Transformation from mean to osculating elements

The orbital elements appearing in the canonical variables of the equations of motion governing planets’ resonant dynamics represent ‘mean’ elements. These mean elements differ from the planets’ osculating elements, which exhibit additional high-frequency variations on the timescale of the planets’ synodic period. This is because the Hamiltonian system governing the resonant dynamics is derived from a phase-space reduction of the full 3-body problem via near-identity canonical transformation that eliminates the degree of freedom associated with the canonical coordinate $Q = (\lambda_2 - \lambda_1)/k$. The ACR equilibrium configurations of the resonant Hamiltonian correspond to periodic orbits of the full 3-body problem that are 2π -periodic in Q . In order to properly initialize N -body simulations with planets residing in an ACR configuration, the periodic variations of the osculating orbital elements must be accounted for; neglecting these corrections can result in large libration amplitudes when running N -body simulations. We do this by constructing the canonical transformation from the variables of our resonance model to the canonical coordinates of the un-averaged 3-body problem.

In order to construct our canonical transformation we begin by writing the full Hamiltonian of the planar 3-body problem as

$$H(\sigma_i, I_i, Q, P; L) = H_0(I_i, P; L) + \epsilon \bar{H}_1(\sigma_i, I_i, P; L) + \epsilon H_{1,\text{osc.}}(\sigma_i, I_i, Q, P; L) \quad (\text{A6})$$

where

$$\begin{aligned} H_0 &= - \sum_{i=1}^2 \frac{G^2 \tilde{M}_i^2 \tilde{m}_i^3}{2\Lambda_i^2} \\ \epsilon \bar{H}_1 &= \frac{Gm_1 m_2}{2\pi} \int_0^{2\pi} \left(\frac{1}{|r_1 - r_2|} - \frac{r_1 \cdot r_2}{r_2^3} \right) dQ \\ \epsilon H_{1,\text{osc.}} &= Gm_1 m_2 \left(\frac{1}{|r_1 - r_2|} - \frac{r_1 \cdot r_2}{r_2^3} \right) - \bar{H}_1 \end{aligned} \quad (\text{A7})$$

and ϵ serves as a book-keeping parameter that we will set to unity after deriving the transformation to first order in ϵ . We focus on constructing the transformation for phase space points in the vicinity of an ACR. We adopt the vector notation $\mathbf{z} = (\sigma_1, \sigma_2, I_1, I_2)$ and define an equilibrium point $\bar{\mathbf{z}}_{\text{eq}}(P_0)$ as a point that satisfies

$$\nabla_{\mathbf{z}} [H_0(\bar{\mathbf{z}}_{\text{eq}}, P_0; L) + \epsilon \bar{H}_1(\bar{\mathbf{z}}_{\text{eq}}, P_0; L)] = 0$$

We next transform to canonical variables $\delta\mathbf{z} = \mathbf{z} - \bar{\mathbf{z}}_{\text{eq}}$ and $\delta P = P - P_0$ centered on the equilibrium configuration and approximate the Hamiltonian by expanding in $\delta\mathbf{z}$ as

$$H = \frac{1}{2} \delta\mathbf{z}^T \cdot \nabla_{\mathbf{z}}^2 [H_0 + \epsilon \bar{H}_1] \cdot \delta\mathbf{z} + (\omega_{\text{syn}} + \delta\mathbf{z} \cdot \nabla_{\mathbf{z}} \omega_{\text{syn}}) \delta P/k + \epsilon [H_{1,\text{osc.}} + \delta\mathbf{z}^T \cdot \nabla_{\mathbf{z}} H_{1,\text{osc.}}] \quad (\text{A8})$$

where $\omega_{\text{syn}} \equiv k \frac{\partial H_0}{\partial P}$ is the synodic frequency $n_2 - n_1$ and we have dropped constant terms from Equation (A8). We next perform a symplectic linear transformation

$$\mathbf{w} = S^{-1} \cdot \delta\mathbf{z} \quad (\text{A9})$$

to new canonical variables $\mathbf{w} = (w_1, w_2, \tilde{w}_1, \tilde{w}_2)$ where w_i are the new coordinates and \tilde{w}_i are the conjugate momenta. The matrix S satisfies

$$\begin{aligned} S^{-1} \cdot (\Omega \cdot \nabla_{\mathbf{z}}^2 [H_0 + \epsilon \bar{H}_1]) \cdot S &= D \\ S^T \cdot \Omega \cdot S &= \Omega \end{aligned} \quad (\text{A10})$$

where D is a diagonal matrix of the form $D = \text{diag}(i\omega_1, i\omega_2, -i\omega_1, -i\omega_2)$. We choose S so that the components of \mathbf{w} satisfy $\tilde{w}_i = -iw_i^*$. After the canonical change of variables, Hamiltonian (A8) transforms to

$$H(\mathbf{w}, \delta P, Q) = i \sum_{i=1}^2 \omega_i w_i \tilde{w}_i + (\omega_{\text{syn}} + \mathbf{w} \cdot \nabla_{\mathbf{w}} \omega_{\text{syn}}) \delta P/k + \epsilon [H_{1,\text{osc.}}(\bar{\mathbf{z}}_{\text{eq}}, Q) + \mathbf{w} \cdot \nabla_{\mathbf{w}} H_{1,\text{osc.}}(Q)] \quad (\text{A11})$$

where $\nabla_{\mathbf{w}} = S^T \cdot \nabla_{\mathbf{z}}$. This transformation puts the Hamiltonian in the form of a perturbed pair of harmonic oscillators with frequencies ω_i and allows us to apply canonical perturbation theory to construct the transformation from osculating to mean variables below. To construct the transformation from $\delta\mathbf{z}$ to \mathbf{w} , we evaluate the matrix $\Omega \cdot \nabla_{\mathbf{z}}^2 [H_0 + \epsilon \bar{H}_1]$ by means of automatic differentiation and then numerically determine its eigenvectors in order to calculate the matrices S and D .

We now construct a canonical transformation $(\mathbf{w}, \delta P, Q) \rightarrow (\bar{\mathbf{w}}, \delta \bar{P}, \bar{Q})$ by means of a canonical Lie transformation (e.g., Morbidelli 2002) in order to eliminate the dependence of the Hamiltonian on Q to first order in ϵ . The transformation is generated by the function $\chi_1(\bar{\mathbf{w}}, \delta \bar{P}, \bar{Q})$ so that $(\mathbf{w}, \delta P, Q) = \exp[\epsilon \mathcal{L}_{\chi_1}](\bar{\mathbf{w}}, \delta \bar{P}, \bar{Q})$ where $\mathcal{L}_{\chi_1} = \{\cdot, \chi_1\}$ is the Lie derivative with respect to χ_1 , i.e., the canonical Poisson bracket of a given function of phase-space coordinates and the function χ_1 . We will solve for χ_1 so that Hamiltonian (A11) is transformed to

$$\bar{H}(\bar{\mathbf{w}}, \delta \bar{P}, \bar{Q}) \equiv \exp[\epsilon \mathcal{L}_{\chi_1}] H(\bar{\mathbf{w}}, \delta \bar{P}, \bar{Q}) = i \sum_{i=1}^2 \omega_i \bar{w}_i \bar{\tilde{w}}_i + (\omega_{\text{syn}} + \bar{\mathbf{w}} \cdot \nabla_{\bar{\mathbf{w}}} \omega_{\text{syn}}) \delta \bar{P}/k + \mathcal{O}(\epsilon^2). \quad (\text{A12})$$

Expanding Equation (A12) and collecting terms that are first order in ϵ , we obtain the following equation for χ_1 :⁸

$$i \sum_{i=1}^2 \omega_i \left(\bar{\tilde{w}}_i \frac{\partial \chi_1}{\partial \bar{w}_i} - \bar{w}_i \frac{\partial \chi_1}{\partial \bar{\tilde{w}}_i} \right) + \frac{1}{k} (\omega_{\text{syn}} + \bar{\mathbf{w}} \cdot \nabla_{\bar{\mathbf{w}}} \omega_{\text{syn}}) \frac{\partial \chi_1}{\partial \bar{Q}} + H_{1,\text{osc.}} + \bar{\mathbf{w}} \cdot \nabla_{\bar{\mathbf{w}}} H_{1,\text{osc.}} = 0. \quad (\text{A13})$$

Inserting the ansatz solution

$$\chi_1(\bar{Q}, \bar{w}_i, \bar{\tilde{w}}_i) = G(\bar{Q}) + \sum_i \bar{w}_i F_i(\bar{Q}) + \bar{\tilde{w}}_i \tilde{F}_i(\bar{Q}) \quad (\text{A14})$$

⁸ Since \bar{P} is a conserved quantity of resonant Hamiltonian, $P - P_0$ will be $\mathcal{O}(\epsilon)$. The term $(\delta P/k) \{\bar{\mathbf{w}} \cdot \nabla_{\bar{\mathbf{w}}} \omega_{\text{syn}}, \chi_1\}$, is therefore omitted from Equation (A13) as it is $\mathcal{O}(\epsilon^2)$

for χ_1 into Equation (A13) we have

$$\frac{\omega_{\text{syn}}}{k} \frac{dG(Q)}{dQ} = H_{1,\text{osc.}}(\bar{\mathbf{z}}_{\text{eq}}, Q) \quad (\text{A15})$$

$$\frac{\omega_{\text{syn}}}{k} \frac{dF_i(Q)}{dQ} = \frac{\partial H_{1,\text{osc.}}(Q)}{\partial w_i} - \frac{1}{k} \frac{\partial \omega_{\text{syn}}}{\partial w_i} \frac{dG(Q)}{dQ} + i\omega_i F_i(Q) \quad (\text{A16})$$

and $\tilde{F}_i = -iF_i^*$. To solve for F_i , we Fourier decompose F_i and $H_{1,\text{osc.}}$ as $F_i = \sum_l \hat{F}_{i,l} \exp[ilQ]$ and

$$\left[\frac{\partial}{\partial \bar{w}_i} - \frac{\partial \ln \omega_{\text{syn}}}{\partial \bar{w}_i} \right] H_{1,\text{osc.}}(\bar{\mathbf{z}}_{\text{eq}}, Q) = \sum_l \hat{X}_{i,l} \exp[ilQ].$$

We use an FFT algorithm to compute the amplitudes $\hat{X}_{i,l}$ and then compute solutions for $F_1(Q)$ and $F_2(Q)$ as Fourier sums with amplitudes

$$\hat{F}_{i,l} = \frac{-ik}{l\omega_{\text{syn}} - k\omega_i} \hat{X}_{i,l}. \quad (\text{A17})$$

We convert the canonical variables of ACR equilibrium solutions of the resonance Hamiltonian to the canonical variables of the un-averaged 3-body problem which are then, in turn, used to compute the osculating orbital elements of planets in the ACR configuration. To first order in ϵ , this is achieved by evaluating the function $\bar{x} \mapsto x = \bar{x} + \{\bar{x}, \chi_1\}$ at the phase space point $(\bar{\mathbf{w}}, \delta\bar{P}, \bar{Q}) = (0, 0, Q)$ for any dynamical variable or function of dynamical variables, x , of interest. For a given ACR equilibrium solution of the resonance Hamiltonian, $\bar{\mathbf{z}}_{\text{eq}}(P_0)$, Equations (A9), (A14), and (A15), give the solutions

$$P(Q) = P_0 + \{\delta\bar{P}, \chi_1\}_{\bar{\mathbf{w}}=0} = P_0 + \frac{k}{\omega_{\text{syn}}} H_{1,\text{osc.}}(\bar{\mathbf{z}}_{\text{eq}}, Q) \quad (\text{A18})$$

$$\mathbf{z}(Q) = \bar{\mathbf{z}}_{\text{eq}} + \{\delta\bar{\mathbf{z}}, \chi_1\} = \bar{\mathbf{z}}_{\text{eq}} + S \cdot \Omega \cdot \begin{pmatrix} F_1(Q) \\ F_2(Q) \\ -iF_1^*(Q) \\ -iF_2^*(Q) \end{pmatrix} \quad (\text{A19})$$

for osculating canonical variables which can then be used to compute planets' osculating orbital elements. Figure 10 shows an example of osculating elements computed as a function of Q using the transformations given in Equations (A18) and (A19) for a pair of Jupiter-mass planets in a 3:2 ACR. Numerical routines for reproducing Figure 10 as well as computing the transformation from mean to osculating variables for different resonances, planet masses, and normalized AMD values are available online at github.com/shadden/ResonantPlanetPairsRVModeling.

B. VALIDITY OF TWO-KEPLERIAN APPROXIMATION

While our full model utilizes N -body integration to synthesize radial velocity signals, the ACR model relies on approximating the RV signal as the sum of two independent signals generated by two planets on strictly Keplerian orbits. Gravitational interactions between the planets cause their orbits to deviate from perfect Keplerian ellipses and modify the RV signal. Here we briefly explore the consequences of these effects on the accuracy of our ACR model for the planets' RV signal.

The most important consequence of resonant planets' gravitational interactions is that they induced periape precession at a constant rate. (The periodic variations of the osculating elements described above in Section A.2 have minimal influence on the RV signal.) Due to this precession, the average value of resonant planets' period ratio deviates slightly from the nominal resonant value. For example, if HD 45364 b and c are in a 3:2 ACR, they will have orbital periods such that $3\dot{\lambda}_c - 2\dot{\lambda}_b$ is equal to the mean apsidal precession rate, $\dot{\varpi}_b = \dot{\varpi}_c$, rather than 0. This ensures that the average values of the resonant angles remain fixed at their equilibrium values. We have ignored this effect in our two-Keplerian approximation and instead set planets' period ratios to their nominal resonant ratio. We also treat planets' longitudes of periape as constant.

Figure 11 plots the difference between RV signals of planets in an ACR configuration computed with the fixed Keplerian approximation versus the RV signals of planets in ACR configurations computed by N -body integration.

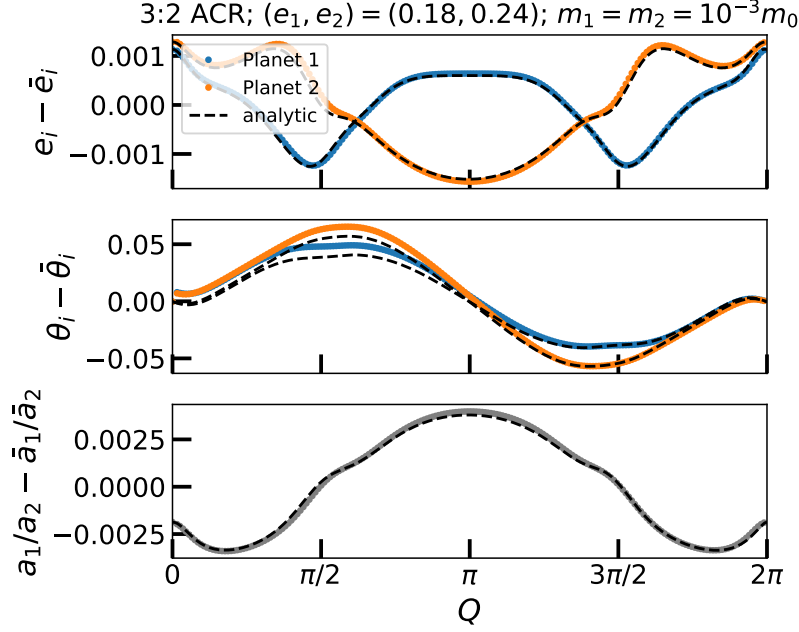


Figure 10. Difference between osculating orbital elements and mean orbital elements computed from the canonical variables of our resonance model Hamiltonian as a function of Q for a pair of planets with $m_1 = m_2 = 10^{-3}m_0$. Black dashed lines show analytic predictions computed using Equations (A18) and (A19) while results of an N -body integration are shown as colored points. The N -body integration was initialized by setting the planets’ orbital elements to the analytically-computed osculating elements for $Q = 0$ and integrated until $Q = 2\pi$. The particular ACR configuration shown corresponds to $\mathcal{D} = 0.22$. Numerical routines for reproducing this figure as well as computing the transformation from mean to osculating variables for different resonances, planet masses, and normalized AMD values are available online at github.com/shadden/ResonantPlanetPairsRVModeling.

We utilize the transformations from mean to osculating elements described in Section A.2 in order to initialize the N -body simulations with planets in ACR configurations. Figure 11 shows that, at the time of the originally reported RV observations, differences between N -body and double-Keplerian models are small and should not affect our conclusions, given that the median RV measurement uncertainty, including the inferred jitter, is ~ 2 m/s for HD 45364 and ~ 8 m/s for HD 33844.

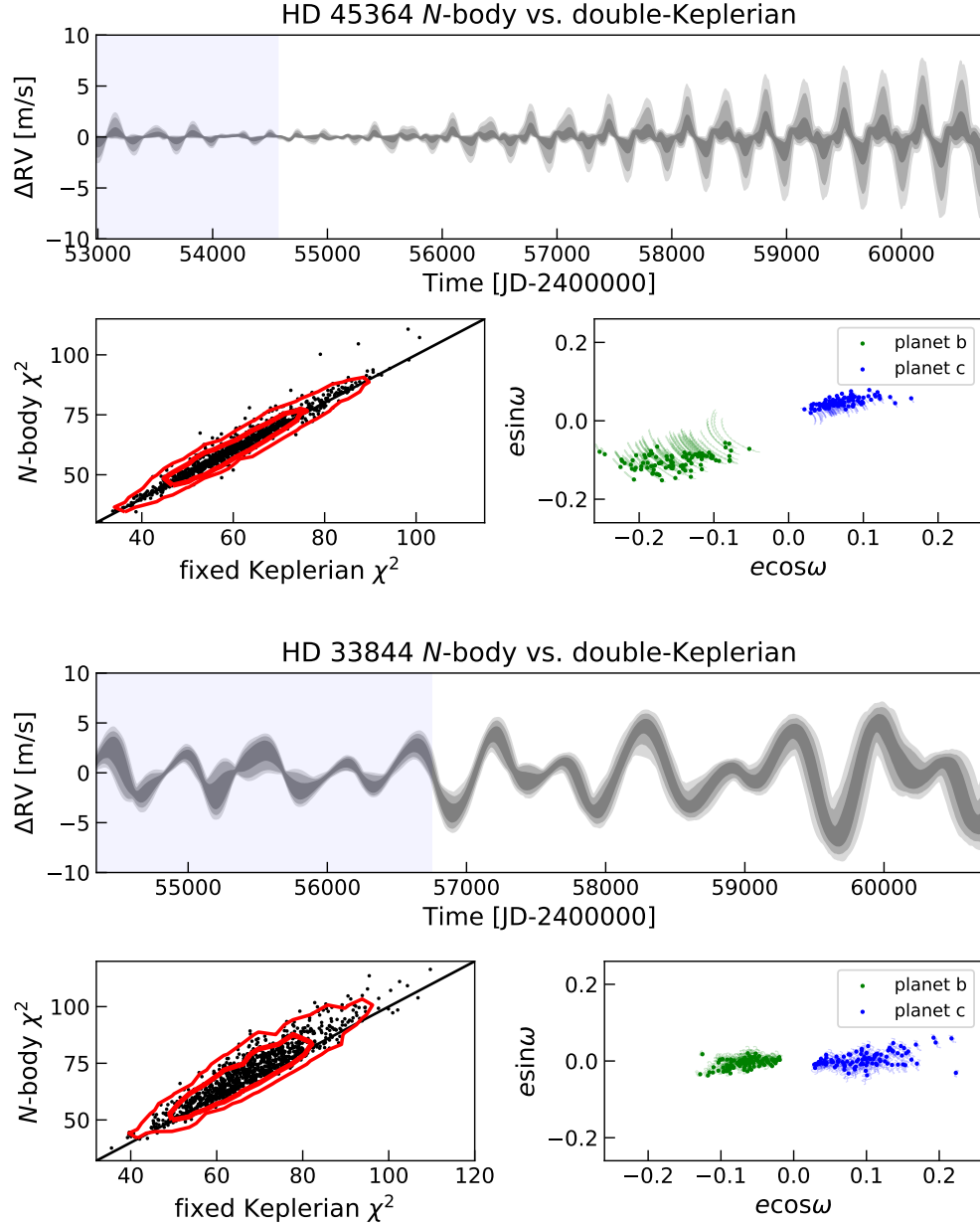


Figure 11. Comparison between RV signals of resonant configurations computed using N -body integrations versus a double-Keplerian approximation. For each system, the top panels show the velocity predicted via N -body minus the velocity predicted by the double-Keplerian model for 1000 random draws from the MCMC posterior fit. The shading indicates the regions containing 68%, 95%, and 99.7% (1, 2, and 3σ) of the samples' velocity differences as a function of time. The shaded blue regions indicate the time spanned by the observational data reported by [Correia et al. \(2009\)](#) for HD 45364 and [Wittenmyer et al. \(2016\)](#) for HD 33844. The bottom-left panels show scatter plots of the χ^2 value computed with N -body integrations versus the χ^2 computed when the double-Keplerian model is used. The right panels illustrate the precession of the planets' eccentricity vectors. The fixed eccentricity and ω values assumed by the double-Keplerian model are plotted as points with a line showing precession of the eccentricity vectors over the course of the plotted time frame. Parameters of the two-Keplerian ACR models are converted to an N -body simulation assuming the planets are coplanar in an $i = 90^\circ$ edge-on configuration. Planets' orbital elements are translated from the mean elements of the ACR model to osculating elements in the N -body simulations using the procedure described in [Appendix A](#).