

Tests of general relativity with stellar-mass black hole binaries observed by LISA

Alexandre Toubiana,^{1,2} Sylvain Marsat,¹ Stanislav Babak,^{1,3} Enrico Barausse,^{4,5,2} and John Baker⁶

¹*APC, AstroParticule et Cosmologie, Université Paris Diderot,
CNRS/IN2P3, CEA/Irfu, Observatoire de Paris, Sorbonne Paris Cité,
10, rue Alice Domon et Léonie Duquet 75205 PARIS Cedex 13, France*

²*Institut d'Astrophysique de Paris, CNRS & Sorbonne Universités, UMR 7095, 98 bis bd Arago, 75014 Paris, France*

³*Moscow Institute of Physics and Technology, Dolgoprudny, Moscow region, Russia*

⁴*SISSA, Via Bonomea 265, 34136 Trieste, Italy and INFN Sezione di Trieste, Via Valerio 2, 34127 Trieste, Italy*

⁵*IFPU - Institute for Fundamental Physics of the Universe, Via Beirut 2, 34014 Trieste, Italy*

⁶*Gravitational Astrophysics Laboratory, NASA Goddard Space Flight Center,
8800 Greenbelt Road., Greenbelt, Maryland 20771, USA*

We consider the observation of stellar-mass black holes binaries with the Laser Interferometer Space Antenna (LISA). Preliminary results based on Fisher information matrix analyses have suggested that gravitational waves from those sources could be very sensitive to possible deviations from the theory of general relativity and from the strong equivalence principle during the low-frequency binary inspiral. We perform a full Markov Chain Monte Carlo Bayesian analysis to quantify the sensitivity of these signals to two phenomenological modifications of general relativity, namely a putative gravitational dipole emission and a nonzero mass for the graviton, properly accounting for the detector's response. Moreover, we consider a scenario where those sources could be observed also with Earth-based detectors, which should measure the coalescence time with precision better than 1 ms. This constraint on the coalescence time further improves the bounds that we can set on those phenomenological deviations from general relativity. We show that tests of dipole radiation and the graviton's mass should improve respectively by seven and half an order(s) of magnitude over current bounds. Finally, we discuss under which conditions one may claim the detection of a modification to general relativity.

I. INTRODUCTION

The first detections by the LIGO/VIRGO collaboration have shown the potential of gravitational waves (GWs) to explore the universe and to investigate the fundamental laws of physics. These observations have provided evidence for the existence of an astrophysical population of black hole binaries and are also in a very good agreement with the predictions of Einstein's theory of general relativity (GR) [1–7]. These black holes have larger masses than originally expected by most of the community (see however [8]), up to $\sim 50M_\odot$ [5]. Such relatively heavy stellar-mass black hole binaries (SBHBs)¹ could in principle be observed also by the space-based Laser Interferometer Space Antenna (LISA) [9, 10]. Scheduled for launch in 2034, LISA [11] will be sensitive to lower frequencies (mHz) than terrestrial detectors such as LIGO and VIRGO. Massive and supermassive black hole binaries with total masses $M \sim 10^4 - 10^7 M_\odot$ will be its primary target [12], but the observation of the early inspiral of SBHBs will be complementary to the operations of ground based detectors. The next generation of ground-based interferometers will indeed observe the mergers of these sources, after they have left the LISA band and reemerged, typically a few weeks, months or even years later, in their higher frequency band [9, 13].

Since LISA will observe SBHBs in the long low-frequency inspiral phase, which for these sources can last for years, the accuracy and precision with which we will recover the intrinsic and extrinsic source parameters are expected to improve over what could be achieved with ground interferometers alone [9, 14–19]. Furthermore, multiband observations

of these SBHBs by LISA and terrestrial detectors will track the evolution of the GW signal across several orders of magnitudes in frequency, and provide us with even more accurate determinations of the parameters.

Tracking the phase of these binaries for extended periods of time should allow for the detection of low-frequency modifications of the waveform due to the interaction with matter and to the system's peculiar acceleration [20–23]. In addition, these observations will allow us to perform exquisite tests of the strong equivalence principle. More specifically, they should permit studying the possible presence of black hole hairs and extra polarisation states via their backreaction on the orbital evolution, and testing nonlinear dispersion relations [17]. Indeed, the observation of SBHBs with LISA, alone or in joint operations with ground detectors, is expected to improve current bounds on these effects by several orders of magnitude.

The aim of this paper is to assess how well LISA can constrain deviations from GR, and detect them if they are present in SBHBs signals. In addition we will assess how much improvement we could expect from multiband observations. Previous works on this topic [9, 14–18, 24] used Fisher information matrices to perform parameter estimation. However, this technique, while quick and efficient, is usually not suited for (i) events with low signal-to-noise ratio (SNR) [25] and for (ii) non-Gaussian and/or multimodal distributions. Furthermore, since SBHBs can stay in the high-frequency band ($\sim 10^{-2}$ Hz) of the LISA sensitivity for years (and in some cases for the whole mission duration), the response of the detector has to be properly taken into account. In particular, the use of the long wavelength approximation for the response could impact the parameter estimation results [26, 27]. To address these issues and improve on existing results, we

¹ In SBHBs we also include possible primordial black holes.

therefore account for the full LISA response function and we perform a full Bayesian analysis of the parameter estimation of SBHBs with LISA, for a number of fiducial representative systems. Our Bayesian treatment also takes a step toward understanding how LISA data might be applied for this kind of study in practice.

Our analysis shows that LISA’s observations alone will improve tests of GR and of the equivalence principle (namely tests of dipole radiation and the graviton’s mass) by respectively seven and half an order(s) of magnitude over the current bounds. In addition, if deviations from GR are significant, we should be able to confidently detect them, even if the deviations are below current bounds. Finally, we show that multiband observations should enable us to break degeneracies among the parameters and further improve detectability of (or bounds on) possible deviations from GR.

This paper is organised as follows. In Sec. II we present the deviations from GR that we consider, and their effect on the GW signal. Then we present the details of our method, and in particular how data are simulated and how we perform the Bayesian analysis, in Sec. III. Our results are presented in Sec. IV and our conclusions in Sec. V.

II. PARAMETRIC DEVIATIONS FROM GENERAL RELATIVITY

Deviations from GR can potentially affect both the generation of GWs and their propagation to the detector. In this paper, we will focus on two specific examples, dipolar GW emission and a nonzero mass for the graviton.

GW emission in GR starts at the quadrupolar order, while no monopole or dipole gravitational emission is present. This happens because of the covariant conservation of the matter stress energy tensor [28], which leads to conservation of energy and linear momentum, just as monopole emission in electromagnetism is forbidden because the Maxwell equations imply the conservation of the electric charge.

However, in theories of gravity that modify/extend GR, extra gravitational fields (besides the spin-2 graviton) are typically present, see e.g. [29] for a review. These extra fields, while not coupled directly to matter in order to enforce the validity of weak equivalence principle (i.e. the universality of free fall), are typically coupled nonminimally to the spin-2 field. Since the spin-2 graviton couples to matter, the latter is effectively coupled also to the extra graviton fields via the spin-2 metric perturbations. This spin-2 mediated interaction is negligible when the metric perturbations are small (i.e. when gravity is weak), but can become important when the gravitational field is strong. This effect (often referred to as “Nordtvedt effect” [30–32]) takes place in the interior/vicinity of compact objects such as neutron stars and black holes. As a result, compact objects may experience an effective coupling to the extra gravitational fields, which can give rise to “fifth forces”. These forces will depend in general on the nature and composition of the compact object, and vanish in the limit where the object’s compactness is low (i.e. they vanish when the self gravity of the body is weak). Therefore, they cause vi-

olations of the universality of free fall. However, since these effects only take place for strongly gravitating objects, they are often referred to as violations of the “strong equivalence principle”.

Violations of the strong equivalence principle can be both dissipative (i.e. affecting the GW fluxes) or conservative [i.e. modifying the Newtonian interactions of compact objects and their post-Newtonian (PN)² conservative corrections]. It was discovered early on, for instance, that in scalar-tensor theories of the Fierz-Jordan-Brans-Dicke type [33–35], the dynamics of quasicircular neutron star binaries is modified (with respect to GR) by the appearance of dipole (-1PN) gravitational fluxes (which can be interpreted as exchanges of energy and momentum from the binary to the gravitational scalar, due to the Nordtvedt effect), and by conservative corrections to the Newtonian and PN interaction of the two bodies [36–38]. Note that monopole GW emission is also possible in principle in these scalar-tensor theories, but it is suppressed in quasicircular systems [36–38].

Dipole emission has a strong effect on the binary evolution as it increases the rate of change of the orbital frequency, i.e. dipole GW emission, being a -1PN effect, is potentially more important than the quadrupole GW flux. As a result, the binary loses more energy to GWs at low frequencies, which, in turn, translates into a faster orbital evolution. Indeed, the absence of dipole GW emission in the dynamics of known binary pulsar systems (whose evolution is tracked by radio observations [39]) has allowed for placing stringent constraints on scalar-tensor theories of the Fierz-Jordan-Brans-Dicke type [40–42]. For black hole binaries, on the other hand, these scalar-tensor theories predict that dynamics should be unaffected by the Nordtvedt effect (i.e. no deviations from GR should be present in both the conservative and dissipative dynamics), at least if their spacetime is asymptotically flat [43–45].

More recently, however, it has been recognised that binary black holes may also experience violations of the strong equivalence principle in theories of gravity that extend GR. In fact, even in Fierz-Jordan-Brans-Dicke scalar-tensor theories, black holes may acquire a “hair”, i.e. a coupling to the gravitational scalar, if their spacetime is not asymptotically flat (e.g. due to cosmological boundary conditions or the presence of nearby matter) [43–45]. These hairs would then produce GW dipole emission and modifications to the conservative dynamics of binary black hole systems. Similar black hole hairs are naturally produced also in more generic scalar-tensor theories (e.g. Horndeski theories, dilaton-Maxwell theories) [46–52], where they can even become significantly large (“nonperturbative”) in specific situations [49, 50]. Black hole hairs are probably present also in theories with extra gravitational vector and tensor fields (e.g. in some regions of the parameter space of Lorentz violating gravity [53], in massive gravity [54], etc.).

² A correction is referred to as PN correction of order n (nPN) if it is of order $(v/c)^{2n}$ relative to the leading order term, where v is the characteristic velocity of the system.

GW observations can be used to experimentally test the possibility that the Nordtvedt effect may be at play in black hole binaries. Observations of SBHBs with LISA will be ideal to this purpose, because they will probe the low-frequency evolution of these systems, where dipole emission (being a -1PN effect) could potentially dominate over the GR evolution. Indeed, [17] used a Fisher information matrix analysis to suggest that LISA observations of these systems (or even better, joint observations by LISA and ground based detectors) could test the presence of vacuum dipole GW emission to a precision challenging the one achieved with binary pulsar systems. In this paper, we will extend that work by employing more rigorous Bayesian techniques and by accounting for the full response of the LISA detector, which was not considered in [17], in spite of being crucial for SBHBs.

A theory-agnostic phenomenological framework to describe and classify deviations from GR, at least during the low frequency inspiral, is provided by the parameterised post-Einsteinian (ppE) formalism [55]. A similar formalism is applied in the TIGER pipeline [56] used in LIGO/VIRGO tests of GR [7]. In these approaches the general relativistic phase and amplitude are modified as

$$\tilde{h}(f) = \tilde{h}_{GR}(1 + \gamma(\pi\mathcal{M}_c f)^c)e^{i\delta(\pi\mathcal{M}_c f)^d}, \quad (2.1)$$

where \tilde{h}_{GR} is the frequency domain waveform of GR, while the deviations from GR are described by the dimensionless parameters γ , δ , c and d . In the expression above, $\mathcal{M}_c = \left(\frac{m_1^3 m_2^3}{m_1 + m_2}\right)^{1/5}$, is the chirp mass of the binary. Since interferometers are mostly sensitive to the phase of GWs, we will neglect the amplitude modifications and set $\gamma = 0$. This approximation has been discussed and justified in [57], to which we refer for further details. Different values of δ and d correspond to distinct physical effects and gravitational theories (see e.g. [17, 24, 47, 58–64] for some specific modifications of GR and their mapping to the PPE parameters δ and b).

Following [17] we parametrise the dipole GW energy flux as

$$\dot{E}_{tot} = \dot{E}_{GR}(1 + Bv^{-2}), \quad (2.2)$$

where \dot{E}_{GR} is the GR quadrupole flux, v is the relative velocity in the binary, and B (which vanishes in GR) is a theory and system dependent parameter that characterises dipole emission. Given this modified energy loss rate, we can compute the frequency evolution of the system by using the stationary phase approximation [65–67]. Assuming a small B , we obtain that the ppE coefficients corresponding to dipole emission are [17, 68]:

$$\delta = -\frac{3}{224}\eta^{2/5}B, \quad (2.3)$$

$$d = -7/3, \quad (2.4)$$

where $\eta = m_1 m_2 / (m_1 + m_2)^2$ (with m_1 and m_2 the individual masses) is the symmetric mass ratio. Because of the violation of the strong equivalence principle, the value of B might depend on the nature of the system. To make it explicit that

we are considering dipolar radiation in black hole systems, we will use the symbol B_{BH} for the rest of this paper.

Besides modifying the generation of GWs, deviations from GR may also affect wave propagation. Phenomenologically, that can be encoded in a modified dispersion relation [64, 69]

$$E^2 = p^2 c^2 + \mathbb{A}_\alpha p^\alpha c^\alpha, \quad (2.5)$$

where E and p are the graviton's energy and linear momentum, while \mathbb{A} and α are free parameters. For example, Hořava gravity predicts the presence of terms with both $\alpha = 4$ and $\alpha = 6$ [70, 71], while the case $\alpha = 0$ corresponds to a massive graviton [33].

From Eq. (2.5), at first order in \mathbb{A} the graviton's velocity reads:

$$\frac{v_g^2}{c^2} = 1 - \mathbb{A}E^{\alpha-2}. \quad (2.6)$$

By measuring the time delay between the GWs and light emitted by GW170817, it is possible to bound the fractional difference between the speed of GWs and that of light to less than 10^{-15} [72]. A modified dispersion relation also deforms the shape of the GW signal as it propagates, since each frequency travels at a different (phase and group) speed [64]. This allows for testing modified dispersion relations even in the absence of electromagnetic counterpart, as is expected to be the case for SBHBs. This is the technique by which the LIGO/VIRGO collaboration [6, 7] has obtained graviton mass bounds competitive with solar system observations [73].

In more detail, Ref. [64] showed that a modified dispersion relation like Eq. (2.5) changes the phase of the GW signal, and this modification corresponds to ppE coefficients [64]:

$$\delta = -\frac{\pi^{2-\alpha}}{1-\alpha} \frac{D_\alpha \mathcal{M}_c^{1-\alpha}}{(1+Z)^{1-\alpha}} \frac{\mathbb{A}}{(hc)^2}, \quad (2.7)$$

$$d = \alpha - 1, \quad (2.8)$$

where D_α is a distance variable given by $D_\alpha = \frac{(1+Z)^{1-\alpha}}{H_0} \int_0^Z \frac{(1+z')^{\alpha-2}}{\sqrt{\Omega_m(1+z')^3 + \Omega_\Lambda}} dz'$. In this expression, Z is the cosmological redshift of the source, H_0 is the Hubble constant and Ω_m and Ω_Λ are the matter and dark energy density parameters respectively. For those last three quantities we take the values measured by the Planck mission [74].

In this paper we will focus on the case of a massive graviton, $\alpha = 0$ and $\mathbb{A} = m_g^2 c^4$, where m_g is the graviton's mass. As can be seen in Eq. (2.7), the phase shift due to a massive graviton increases with chirp mass and distance. Thus, we may expect the best GW constraints on this effect to come not from GW170817, but from more massive and distant systems [75]. For a given source, though, distance also reduces the SNR, so experimental bounds are defined by the interplay of those two factors.

III. METHOD

In this work we want to assess the sensitivity of LISA to modifications of GR. To that purpose, we work in a full

Bayesian framework and consider two different Markov Chain Monte Carlo experiments. The first one consists of simulating the signal predicted by GR, for a few astrophysical systems, and trying to recover it with templates where either dipolar radiation or a massive graviton is allowed. Non-GR templates are computed within the framework presented in Sec. II. Our goal is to place upper bounds on B_{BH} and m_g , i.e. to determine how well GW observations can constrain those deviations, accounting also for possible correlations between parameters. The second experiment consists of simulating signals containing a modification to GR, for the same astrophysical systems, and estimating how well can we detect this modification.

In order to obtain an estimate of how much multiband observations could improve our ability to detect or constrain modifications to GR, we repeat each of the previous experiments, but placing a very tight prior constraint on the coalescence time. Indeed, this parameter is extremely well constrained by ground based detectors, with a typical accuracy of a few milliseconds. We refer to the analysis mimicking multiband observations as *LISA+Earth*, and to the one using LISA alone as *LISA-only*. A proper multiband analysis will yield an even more significant impact on the parameter estimation, by providing valuable constraints on intrinsic parameters such as the mass ratio and the spins, which might be poorly constrained by observations with LISA only. For this reason, our results in the *LISA+Earth* case can be considered as conservative.

In this paper, we consider only one GR modification at the time (either dipolar radiation or mass of graviton), and, as mentioned above, we neglect modifications to the amplitude of GWs.

A. Signal generation

We consider quasicircular binary systems consisting of spinning black holes with aligned or antialigned spins with respect to the orbital angular momentum. We omit possible orbital precession (which should be weak in the early inspiral) and orbital eccentricity in our model. Note that the eccentricity might not be negligible, in which case our analysis should be extended. Each system is characterised by 11 parameters: the masses (m_1 and m_2), the GW frequency at which LISA starts observing the system (f_0), the magnitude of the spins (χ_1 and χ_2), the position in the sky defined in the solar system barycenter (λ and β), the polarisation angle (ψ), the azimuthal angle of the observer in the source frame (ϕ_0), the inclination of the orbital angular momentum with respect to the line of sight (ι , which is also the polar angle of an observer in the source frame) and the luminosity distance to the source (D_L).

We consider three different astrophysical systems. System 1 one is similar to GW150914. Systems 2 and 3 were chosen to be significantly different from GW150914 to evaluate the dispersion of constraints/measurements of non-GR parameters between different systems. Since low mass systems are less likely to be detected by LISA, we opted for heavier systems. The distances were chosen to keep the SNR at a comparable level for all systems, so that it does not bias our results.

Variable	System 1			System 2	System 3
m_1 (M_\odot)	38			60	50
m_2 (M_\odot)	32			50	40
f_0 (mHz)	12.4765	16.4265	19.5265	12.3826	12.783
χ_1	0.05			0.10	0.78
χ_2	0.02			0.33	0.22
λ (rad)	3.5064			0.2283	2.9966
β (rad)	0.1777			-0.431	-0.577
ψ (rad)	1.1			2.8	1.5
ϕ_0 (rad)	5.4			6.0	0.88
ι (rad)	2.77			0.52	0.34
D_L (Mpc)	380			640	420
t_c (yrs)	8.3	4	2.5	4	5.2
SNR	10.5	13.2	10.9	13.1	15.0

TABLE I. Systems considered in our analysis.

Notice that System 3 has quite high spins, and as we will discuss in Sec. IV this can bias the measurement of deviations from GR. In addition, for System 1 we consider three different values of the initial frequency, so that the time to coalescence (from the start of LISA observations) takes values of 8.3 years, 4 years and 2.5 years. The choice of the initial GW frequency strongly affects the frequency evolution of the signal during LISA observations, and allows us to explore constraints on GR modifications as a function of the signal's "chirpiness". The parameters of the systems are given in Table I. We also provide the time to coalescence (t_c) and the SNR for each system, assuming 4 years of LISA operation.

We generate the frequency domain GW signal emitted by these systems as predicted by GR, i.e. \tilde{h}_{GR} in Eq. (2.1), by using PhenomD, a phenomenological waveform built from PN expressions and fits to numerical simulations. PhenomD provides the dominant mode $\tilde{h}_{2\pm 2}$ [76, 77]. Modifications to GR are added to $\tilde{h}_{2\pm 2}$ as described in Sec. II. We generate the signal between the initial frequency of the template, f_0 , and the minimum between 0.5 Hz (which we assume to be LISA's Nyquist frequency) and the frequency reached by the end of observation (4 years).

We compute the full LISA response to the GW signal using the method described in [78]. We work in the zero noise approximation in order to speed up the computation, but we explore all possible correlations. Adding noise to the GW signal should not affect the parameter estimation drastically, leading mostly to a shift of the maximum likelihood within the quoted credible interval. Furthermore, the zero noise approximation could be seen as the average over many noise realisations [79].

B. Bayesian analysis

We deploy a full Bayesian framework to explore the accuracy with which LISA can estimate the parameters of the source and put constraints on modifications to GR. We treat all parameters of the source, as well as the coefficients parametrising deviations from GR, as random variables, and we use Bayes' theorem to obtain the posterior distribution:

$$p(\theta|d, M) = \frac{p(d|\theta, M)p(\theta|M)}{p(d|M)}. \quad (3.1)$$

In this equation $p(\theta|d, M)$ is the posterior distribution that we want to sample, $p(d|\theta, M)$ is the likelihood, $p(\theta|M)$ is the prior distribution and $p(d|M)$ is the evidence.

In our case the data d corresponds to the injected signal, θ is the set of parameters characterising the signal, and M is the model that we use to analyse the data. In more detail, the models are GR, GR plus dipole radiation and GR plus a massive graviton.

Assuming the noise to be Gaussian, the likelihood is given by:

$$p(d|\theta, M) = e^{-\frac{1}{2}(d-h|d-h)}, \quad (3.2)$$

where the inner product is defined as:

$$(h_1|h_2) = 4\Re\left(\int \frac{\tilde{h}_1(f)\tilde{h}_2^*(f)}{S_n(f)}df\right). \quad (3.3)$$

The denominator, $S_n(f)$, is the one-sided noise power spectral density (PSD). In this work we use the LISA ‘‘Proposal’’ PSD as specifically formulated in [11]. Details on the waveform generation and likelihood computation can be found in [80].

We take the priors to be flat in m_1 and m_2 with $m_1 \geq m_2$, flat in the spin magnitude (χ_1 and χ_2) between -1 and 1 , volume uniform for the distance to the source, and isotropic for the sky position and inclination, while the polarisation and the observer's azimuthal angle priors are taken to be uniform on the circle. In the *LISA-only* scenario, we assume a flat prior for the initial frequency, whereas in the *LISA+Earth* scenario we use a Gaussian prior with standard deviation $\sigma_{t_c} = 1$ ms centred around the true value of the coalescence time t_c . Finally, we assume a flat prior for the coefficients parameterising deviations from GR. We assume $B \geq 0$ and $m_g \geq 0$, corresponding to positive extra GW fluxes (besides the GR ones) and real positive masses respectively.

In order to sample the posterior distribution obtained through (3.1), we use a Metropolis-Hashtings algorithm [81, 82]. Its implementation is detailed in [19] to which we refer for more details. Instead of m_1, m_2, χ_1, χ_2 , we use suitable combinations to explore the parameter space, namely the chirp mass (\mathcal{M}_c), the symmetric mass ratio (η), the effective spin $\chi_+ = \frac{m_1\chi_1 + m_2\chi_2}{m_1 + m_2}$ and the antisymmetric spin $\chi_- = \frac{m_1\chi_1 - m_2\chi_2}{m_1 + m_2}$. Instead of m_g , we use $m_{eff} = \frac{D_0 m_g}{(1+z)D_L}$, in order to avoid the computation of D_0 (see Eq. (2.7)) at every point, thus saving computational time. Posteriors are reweighted at the end. Finally, it is noteworthy that when sampling the posterior, we

allow the chains to explore negative values too and impose the cut a posteriori. This procedure reduces the number of effective points that we obtain out of a chain, but it allows for better sampling of the region close to the prior boundary.

In order to cross-check our results we also used the parallel tempering code **PTMCMC** [83]. We obtained an excellent agreement between the two samplers, and especially for the B_{BH} and m_g marginalised distributions.

IV. RESULTS

We start by evaluating the constraints that we can place on the modifications of GR, and we then consider the problem of detecting those modifications (when present).

A. Putting upper bounds on non-GR parameters

We assume that the GW signal follows GR (simulated data) and we use non-GR templates (waveform) as a search model for each system given in Table I. The aim here is to set an upper limit on the phenomenological deviations from GR. In the left panel of Fig. 1 we show the marginalised distribution of B_{BH} for System 1 ($t_c = 4.0$ years) both in the *LISA* and *LISA+Earth* scenario. The distribution peaks at the true value of the dipolar amplitude (i.e. 0) and has a compact support extending up to the maximum B_{BH} compatible with observations.

For most of the cases/systems considered here (with the exception of System 3, to which we will come back when discussing the possibility of detecting modifications to GR in IV B), we obtain similar distributions for B_{BH} and for m_g , as displayed in the left panel of Fig. 1. This allows us to place upper limits as 90% credible interval (0.9 quantile of the corresponding marginalised distribution). We present the upper bounds on B_{BH} and m_g obtained with each system and in each scenario in Tables II and III respectively. We also provide the currently available constraints for comparison. The best constraints on dipole radiation in binary systems come from the binary pulsars (cf. Sec. II). However, since the value of the dipolar amplitude might depend on the nature of the system, as argued in Sec. II, we only consider here current bounds for systems containing at least one black hole. For those, the most stringent current bound comes from the observation of a low mass X-ray binary [84]. This constraint is slightly better than the one obtained with current GW detections [17]. For m_g , we show the constraint obtained by the LIGO/VIRGO collaboration during the first two observational runs [6]. A somewhat better upper bound on the mass of the graviton was obtained from solar system observations [73], but it is unclear that a constraint from such a static configuration should be the same as for highly dynamical systems like black hole binaries.

The results presented in Tables II and III show that the best constraints are given by the systems which are observed during the whole 4-year mission duration before passing out of band (System 2 and System 1 ($t_c = 4.0$ years)). In addition, System 1 ($t_c = 2.5$ years) gives better constraints than System

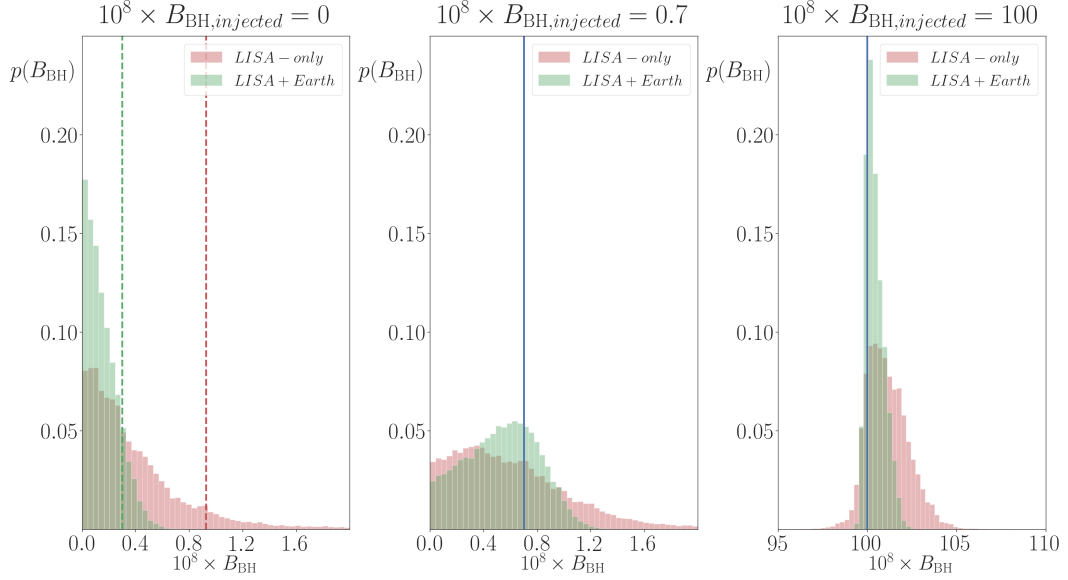


FIG. 1. Distribution of the dipolar amplitude for System 1 (merging in 4 years), when using *LISA-only* (red) and *LISA+Earth* (green). In the left panel, the injected value is 0 and the dashed lines indicate the upper bound that we can put on B (corresponding to the 90% *CI*). In both scenarios the upper bound is much below the current constraint (4×10^{-2})

. In the middle and right panels, the injected value is 0.7×10^{-8} and 1.0×10^{-6} respectively, indicated by the blue solid line. These values were chosen so that one is far above the bound that we can put on B_{BH} in the *LISA+Earth* scenario, and the other is of the same order. Since 0 is not in the support of the posterior in the right panel, in this case we could safely claim the detection of a modification to GR, unlike for the posterior in the middle panel.

	B_{BH}	
	<i>LISA-only</i>	<i>LISA+Earth</i>
System 1 ($t_c = 8.3$ years)	$< 1.1 \cdot 10^{-7}$	$< 1.1 \cdot 10^{-7}$
System 1 ($t_c = 4.0$ years)	$< 9.2 \cdot 10^{-9}$	$< 3.2 \cdot 10^{-9}$
System 1 ($t_c = 2.5$ years)	$< 6.8 \cdot 10^{-8}$	$< 7.2 \cdot 10^{-9}$
System 2	$< 1.5 \cdot 10^{-8}$	$< 4.6 \cdot 10^{-9}$
System 3	$< 1.9 \cdot 10^{-7}$	$< 2.5 \cdot 10^{-8}$
Current constraints	$< 4 \times 10^{-2}$	

TABLE II. 90 % confidence constraints on B_{BH} obtained with each system in both the *LISA-only* and *LISA+Earth* scenario. Improvements by one of order of magnitude can be achieved when restricting t_c . Already in the *LISA* scenario, all the systems considered in this work would allow one to improve current constraints for black hole systems.

	m_g (eV)	
	<i>LISA-only</i>	<i>LISA+Earth</i>
System 1 ($t_c = 8.3$ years)	$< 9.3 \cdot 10^{-23}$	$< 2.5 \cdot 10^{-23}$
System 1 ($t_c = 4.0$ years)	$< 2.0 \cdot 10^{-23}$	$< 1.5 \cdot 10^{-23}$
System 1 ($t_c = 2.5$ years)	$< 3.1 \cdot 10^{-23}$	$< 2.5 \cdot 10^{-23}$
System 2	$< 1.2 \cdot 10^{-23}$	$< 1.2 \cdot 10^{-23}$
System 3	$< 3.5 \cdot 10^{-23}$	$< 2.0 \cdot 10^{-23}$
Current constraints	$< 5 \times 10^{-23}$	

TABLE III. 90 % confidence constraints on m_g obtained with each system, in both the *LISA-only* and *LISA+Earth* scenario. As explained in the main text, restricting t_c thanks to a multiband detection improves the bounds. Note that all the systems considered in this work would allow one to improve current constraints in the *LISA+Earth* scenario.

3 and System 1 ($t_c = 8.3$ years). Those results suggest that most of the constraining power comes from the chirp of the system. Although this might seem counterintuitive for low frequency modifications such as dipolar radiation, it can be explained by the correlation of non-GR parameters with intrinsic parameters such as mass ratio and spins. Indeed, we require substantial evolution of the signal in frequency to constrain those parameters even within GR, as discussed more extensively in [19]. Large uncertainties in η and in the effective spin $\chi_+ = \frac{m_1\chi_1 + m_2\chi_2}{m_1 + m_2}$ lead to larger errors on parameters

correlated to them, such as \mathcal{M}_c and non-GR parameters.

Overall, restricting t_c improves the constraints on non-GR parameters, but it does not have the same impact for all systems. An interesting observation is that although System 3 gives a slightly worse constraint on B_{BH} than System 1 ($t_c = 8.3$ years) in the *LISA-only* scenario, that constraint improves by an order of magnitude in the *LISA+Earth* scenario, whereas the constraint from System 1 ($t_c = 8.3$ years) remains unchanged. To understand this, we transformed the samples obtained in the *LISA-only* case to infer the time to coalescence

of the systems, and we found that for all systems except System 1 ($t_c = 8.3$ years) there is a very strong correlation between B_{BH} , M_c and t_c . This is why restricting t_c helps to improve the bound on B_{BH} . Because we are observing System 1 ($t_c = 8.3$ years) at lower frequencies, the correlation between B_{BH} and M_c is dominant. Thus restricting t_c does not have much impact on the estimation of either parameter, and in particular the bound on B_{BH} does not improve. However, a real multiband detection would yield additional constraints on the parameters of the source and most likely improve the constraint on B_{BH} for System 1 ($t_c = 8.3$ years).

We see that the impact of restricting t_c on the upper bound of m_g is opposite: we get the tightest bound for the systems that start the farthest from merger (System 1 ($t_c = 8.3$ years) and System 3). The reason is similar: LISA observes a GW signal at quite low frequency, while the effects of mass ratio, spins and m_g appear beyond the leading PN order terms, and therefore they are (relatively) poorly constrained. Restricting t_c to be in a narrow interval imposes an additional constraint on those parameters, which allows one to improve the bound on m_g . For systems closer to coalescence, the frequency evolution during LISA observations is sufficient to set tight bounds, and the additional constraint coming from restricting t_c only moderately improves the results.

Our projected constraints on B_{BH} are in good agreement with [14, 17] and should improve current bounds for BH systems by at most seven orders of magnitude. For m_g , we observe that multiband observations of any considered system should improve the current constraints by a factor few. Our bounds are somewhat better than the ones obtained with GW150914-like systems in [18, 24]. One possible explanation for this difference is the use of sky averaged instrumental responses in these works, while we use the full LISA response. Indeed, as we discuss in [19], the use of approximations to the LISA response affects most the estimation of terms appearing at higher frequencies, such as m_g . Finally, the reported upper bounds are worse than the projected bounds obtained from the observation of supermassive black holes binaries by LISA in [18], due to a significant difference in the SNR and in the distance to those sources. We stress again that a real multiband analysis would not only restrict t_c , but also put additional constraints on all intrinsic parameters, improving parameter estimation as a whole. As a consequence, bounds on non-GR parameters from SBHBs observed with LISA and ground detectors could be more stringent than those presented here in the *LISA+Earth* scenario.

B. Detecting modifications to general relativity

We now turn to the case where the injected signal has a nonzero value of either B_{BH} or m_g . Based on the results presented in Tables II and III, we choose B_{BH} well above the bounds presented there, but still below currents constraints ($B_{\text{BH},\text{injected}} = 100 \times 10^{-8}$), as well as B_{BH} and m_g of the same order as those bounds ($B_{\text{BH},\text{injected}} = 0.7 \times 10^{-8}$ and $m_{g,\text{injected}} = 1.0 \times 10^{-23}$ eV). We choose a single value for m_g because there is less room between our projected bounds

and the currents constraints.

In the middle and right panels of Fig. 1, we show the marginalised distribution of B_{BH} for System 1 ($t_c = 4.0$ years) both in the *LISA* and *LISA+Earth* scenario, when the injected value is $B_{\text{BH},\text{injected}} = 0.7 \times 10^{-9}$ and $B_{\text{BH},\text{injected}} = 100 \times 10^{-8}$ (respectively) denoted the blue solid line. For the higher B_{BH} , the distribution peaks around the injected value and is not compatible with zero, clearly indicating the presence of the effect. For the lower B_{BH} , the distribution is very flat in the *LISA-only* scenario and more peaked in the *LISA+Earth* scenario. Similarly, in Fig. 2 we show the distribution of m_g for System 2 and for an injected value of 10^{-23} eV. For the reasons explained in the previous section, the impact of restricting t_c is milder, but it still slightly improves the sharpness of the posterior around the injected value. Although the peak of the posterior distribution is away from zero (and centred on the true value), as seen in Fig. 1 and Fig. 2 for the *LISA+Earth* scenario, we cannot still rule out GR (a vanishing deviation from GR is compatible with the data), and we cannot safely claim the detection of a deviation from GR.

Detailed analysis reveals that while analysing the GR signal, the peak of the distribution for B_{BH} could be away from zero even in the noise-free approximation. The corner plot [85] presented in Fig. 3 shows the distributions of χ_+ and B_{BH} and the correlation between them for System 3. Note that the true value of B_{BH} here is zero, however, in the *LISA-only* scenario the distribution peaks at a non-zero value, mimicking a deviation from GR. Since we do not observe the chirp of this system, the likelihood is very shallow across the allowed range of χ_+ , and the prior, which peaks at $\chi_+ = 0$, dominates. The high spins of the BHs entering System 3 produce a rather high value of χ_+ , for which the prior has little support. Thus, we are biased in our estimate of χ_+ , and the strong correlation between χ_+ and B_{BH} shifts the peak of posterior distribution for B_{BH} away from zero. In other words, our prior beliefs are stronger than the information (likelihood) provided by the data itself. Restricting t_c puts some constraint on χ_+ , suppressing the bias in B_{BH} . This bias for the *LISA-only* scenario is much less obvious if the BHs spins are low like in System 1.

The exercise above indicates the importance of multiband observations. At the same time (especially in the presence of noise) we should be careful and claim the detection of a modification to GR only if the distribution of non-GR parameters is incompatible with zero. For that reason, whenever the posterior distribution is compatible with zero, we define the 90% confidence interval (CI) of B_{BH} and m_g as the values between the 0 and the 0.9 quantiles. Otherwise, in situations as in the right panel of Fig. 1, we define the CI as the values between the 0.05 and 0.95 quantiles, and we report the median as a point estimate. The 90% CI on B_{BH} and m_g are given for each case considered in Table IV.

The errors on non-GR parameters in all systems and scenarios considered are coherent with upper bounds: the cases giving the more stringent bounds are the ones that could detect modifications with higher precision.

For completeness we add that, for systems where the injected value is much lower than the calculated upper bound

	$10^8 \times B_{\text{BH},\text{injected}} = 0.7$		$10^8 \times B_{\text{BH},\text{injected}} = 100$		$10^{23} \times m_{g,\text{injected}} = 1.0$	
	<i>LISA-only</i>	<i>LISA+Earth</i>	<i>LISA-only</i>	<i>LISA+Earth</i>	<i>LISA-only</i>	<i>LISA+Earth</i>
System 1 ($t_c = 8.3$ years)	$5.1^{+6.8}_{-5.1}$	$5.1^{+6.8}_{-5.1}$	$105.0^{+15.5}_{-12.1}$	$102.8^{+12.8}_{-11.3}$	$4.5^{+5.3}_{-4.5}$	$1.7^{+2.0}_{-1.7}$
System 1 ($t_c = 4.0$ years)	$0.5^{+0.7}_{-0.5}$	$0.54^{+0.3}_{-0.5}$	$101.0^{+2.2}_{-1.4}$	$100.3^{+1.1}_{-0.6}$	$1.6^{+1.4}_{-1.6}$	$1.1^{+1.0}_{-1.1}$
System 1 ($t_c = 2.5$ years)	$1.6^{+4.8}_{-1.6}$	$0.6^{+0.6}_{-0.6}$	$101.5^{+6.7}_{-6.4}$	$100.6^{+2.0}_{-1.0}$	$2.9^{+2.4}_{-2.9}$	$1.29^{+1.3}_{-1.3}$
System 2	$0.7^{+1}_{-0.7}$	$0.6^{+0.5}_{-0.6}$	$101.1^{+2.8}_{-1.9}$	$100.3^{+1.0}_{-0.6}$	$1.1^{+0.9}_{-1.1}$	$1.1^{+0.7}_{-1.1}$
System 3	$8.8^{+11}_{-8.8}$	$1.2^{+1.7}_{-1.2}$	$109.3^{+15.8}_{-11.8}$	$103.4^{+4.6}_{-4.2}$	$2.1^{+2.3}_{-2.1}$	$1.9^{+2.0}_{-1.9}$

TABLE IV. Recovered 90% CI for non-GR parameters for different injected non-zero values. For a strong modification $B = 100 \times 10^8$ the posterior peaks around the injected value, and 0 is not in the support of the distribution, as in the right panel of Fig. 1. Thus, we could safely claim the detection of a modification to GR. In the case of smaller modifications, e.g. $B_{\text{BH},\text{injected}} = 0.7 \times 10^8$ or $m_{g,\text{injected}} = 1.0 \times 10^{-23}$ eV, the posterior is compatible with 0. Therefore, even in cases where the distribution peaks around the true value, like in Fig. 2 and in the middle panel of Fig 1, we could not safely claim the detection of a non-GR effect.

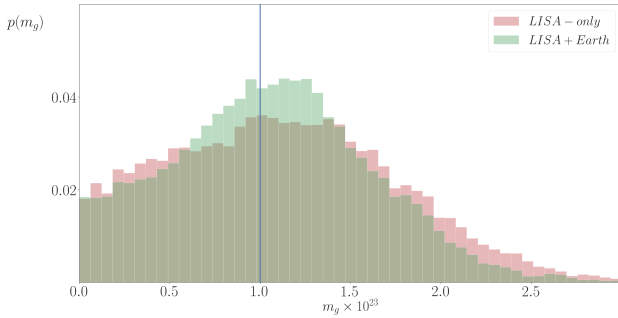


FIG. 2. Distribution of the mass of the graviton for System 2, when using *LISA-only* (red) and *LISA+Earth* (green). The injected value is 1×10^{-23} eV, indicated by the blue solid line, below the current constraint 5×10^{-23} . This value was chosen to be close to the upper bound that we can put in the *LISA+Earth* scenario. Despite the peak around the injected value, 0 is in the support of the distribution, so we cannot safely claim the detection of a non-GR effect.

(e.g. when $B_{\text{BH},\text{injected}} = 0.7 \times 10^{-8}$ for System 1 ($t_c = 8.3$ years) or System 3), we cannot distinguish a peak away from zero, and the distribution is very similar to the one in the left panel of Fig. 1.

In order to further investigate the presence of a modification to GR one could compute Bayes factors given by the ratio of evidences of two models: $\mathcal{B}_{M_1, M_2} = \frac{p(d|M_1)}{p(d|M_2)}$. As an example, Bayes factors much larger than 1 would suggest that model M_1 describes data better than model M_2 . In our case the difference between models would be the presence (or absence) of some modification to GR in the GW templates. To carry this study we would need to use different samplers, e.g. nested sampling [86]. Additionally, the evidences could be used to weigh the individual posteriors and combines observations. Because the dipolar amplitude will in general be system dependent, stacking events in order to improve the constraint on B_{BH} may not be meaningful. On the other hand, combined observations could definitely improve the constraint on the mass of the graviton [6]. We leave these investigations for future work.

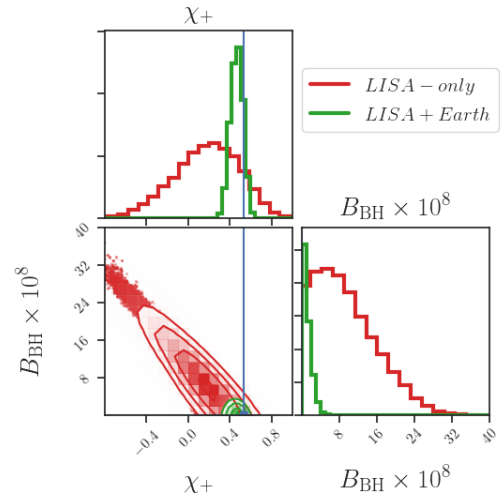


FIG. 3. Distribution of the dipolar amplitude for System 3, when using *LISA-only* (red) and *LISA+Earth* (green). The injected value is 0 and dashed lines indicate the upper bound that we can put on B (corresponding to the 90% CI). Notice that in the *LISA-only* case the distribution peaks away from 0, which would seem to indicate the presence of a nonzero modification, but this feature disappears in the *LISA+Earth* case. This is due to the poor determination of intrinsic parameters such as the spins, which leads to a bias in correlated parameters such as B_{BH} . When constraining t_c , the determination of the intrinsic parameters improves, suppressing this bias.

V. CONCLUSION

In this paper we have investigated the possibility of constraining modified theories of gravity through the observation of GWs from SBHBs with LISA. We have also performed a first assessment of the further improvements on these constraints that could be achieved by multiband (LISA plus ground-based detectors) observations. In order to perform a theory agnostic estimation, we used the ppE framework, considering only leading order effects on the GW phase due to phenomenological modifications of GR. We have focused on two possible modifications of GR: (i) the existence of dipole-

lar radiation, which affects the generation of GWs, and (ii) a nonzero mass of the graviton, which affects the propagation of GWs. In order to be as realistic as possible, we simulated data using the phenomenological waveform PhenomD, taking into account the nontrivial response of LISA. We have chosen three fiducial systems consistent with currently detected LIGO/VIRGO binary black holes, and we explored the influence of initial orbital frequency (or separation) on the constraints that could be placed on deviations from GR. We have performed a full Bayesian analysis. Results obtained with a Metropolis-Hashtings Markov Chain Monte Carlo algorithm and a parallel tempering code **PTMCMC** [83] are in a very good agreement. Overall, we find that multiband observations should improve current bounds on dipole radiation from black hole systems by seven orders of magnitude, and current bounds on the mass of the graviton by half an order of magnitude.

We have identified several possible investigations as a continuation to this work. We have considered quasicircular orbits for simplicity, but it was shown in [87] that eccentricity could play an important role, and we do not expect all SBHBs to have circularised before entering the LISA band [88, 89]. Furthermore, as discussed in [90], we might expect SBHBs to

have nonaligned spins. Moreover, we have mimicked multiband observations by constraining the time to coalescence. However, as discussed earlier in this paper, the contribution from a multiband detection does not consist solely in measuring the time to coalescence, as it should allow to put additional constraints on all the parameters of the source. We leave a more detailed investigation of the multiband analysis of SBHBs to future work. Finally, evaluation of the Bayes factor should be used for the model selection.

ACKNOWLEDGEMENTS

E.B. acknowledges financial support provided under the European Union’s H2020 ERC Consolidator Grant “GRavity from Astrophysical to Microscopic Scales” grant agreement no. GRAMS-815673. This work has also been supported by the European Union’s Horizon 2020 research and innovation program under the Marie Skłodowska-Curie grant agreement No 690904. A.T. acknowledges financial support provided by Paris-Diderot University (now part of Université de Paris). The authors would also like to acknowledge networking support from the COST Action CA16104.

-
- [1] B. P. Abbott *et al.* (LIGO Scientific, Virgo), *Phys. Rev. Lett.* **116**, 061102 (2016), [arXiv:1602.03837 \[gr-qc\]](#).
 - [2] B. P. Abbott *et al.* (LIGO Scientific, Virgo), *Phys. Rev. Lett.* **119**, 141101 (2017), [arXiv:1709.09660 \[gr-qc\]](#).
 - [3] B. P. Abbott *et al.* (LIGO Scientific, Virgo), *Astrophys. J.* **851**, L35 (2017), [arXiv:1711.05578 \[astro-ph.HE\]](#).
 - [4] B. P. Abbott *et al.* (LIGO Scientific, Virgo), *Phys. Rev.* **X6**, 041015 (2016), [erratum: *Phys. Rev.* **X8**, no. 3, 039903 (2018)], [arXiv:1606.04856 \[gr-qc\]](#).
 - [5] B. P. Abbott *et al.* (LIGO Scientific, Virgo), (2018), [arXiv:1811.12907 \[astro-ph.HE\]](#).
 - [6] B. P. Abbott *et al.* (LIGO Scientific, Virgo), (2019), [arXiv:1903.04467 \[gr-qc\]](#).
 - [7] B. P. Abbott *et al.* (LIGO Scientific, Virgo), *Phys. Rev. Lett.* **116**, 221101 (2016), [Erratum: *Phys. Rev. Lett.* **121**, no. 12, 129902 (2018)], [arXiv:1602.03841 \[gr-qc\]](#).
 - [8] M. Spera, M. Mapelli, and A. Bressan, *Mon. Not. Roy. Astron. Soc.* **451**, 4086 (2015), [arXiv:1505.05201 \[astro-ph.SR\]](#).
 - [9] A. Sesana, *Phys. Rev. Lett.* **116**, 231102 (2016), [arXiv:1602.06951 \[gr-qc\]](#).
 - [10] C. J. Moore, D. Gerosa, and A. Klein, *Mon. Not. Roy. Astron. Soc.* **488**, L94 (2019), [arXiv:1905.11998 \[astro-ph.HE\]](#).
 - [11] H. Audley *et al.*, (2017), [arXiv:1702.00786 \[astro-ph.IM\]](#).
 - [12] A. Klein *et al.*, *Phys. Rev.* **D93**, 024003 (2016), [arXiv:1511.05581 \[gr-qc\]](#).
 - [13] P. Amaro-Seoane and L. Santamaria, *Astrophys. J.* **722**, 1197 (2010), [arXiv:0910.0254 \[astro-ph.CO\]](#).
 - [14] G. Gnocchi, A. Maselli, T. Abdelsalhin, N. Giacobbo, and M. Mapelli, (2019), [arXiv:1905.13460 \[gr-qc\]](#).
 - [15] Z. Carson and K. Yagi, (2019), [arXiv:1905.13155 \[gr-qc\]](#).
 - [16] S. Vitale, *Phys. Rev. Lett.* **117**, 051102 (2016), [arXiv:1605.01037 \[gr-qc\]](#).
 - [17] E. Barausse, N. Yunes, and K. Chamberlain, *Phys. Rev. Lett.* **116**, 241104 (2016), [arXiv:1603.04075 \[gr-qc\]](#).
 - [18] K. Chamberlain and N. Yunes, *Phys. Rev.* **D96**, 084039 (2017), [arXiv:1704.08268 \[gr-qc\]](#).
 - [19] A. Toubiana, S. Marsat, S. Babak, J. Baker, and T. Dal Canton, To appear (2020).
 - [20] E. Barausse, V. Cardoso, and P. Pani, *Phys. Rev.* **D89**, 104059 (2014), [arXiv:1404.7149 \[gr-qc\]](#).
 - [21] E. Barausse, V. Cardoso, and P. Pani, *Proceedings, 10th International LISA Symposium: Gainesville, Florida, USA, May 18-23, 2014*, *J. Phys. Conf. Ser.* **610**, 012044 (2015), [arXiv:1404.7140 \[astro-ph.CO\]](#).
 - [22] N. Tamanini, A. Klein, C. Bonvin, E. Barausse, and C. Caprini, (2019), [arXiv:1907.02018 \[astro-ph.IM\]](#).
 - [23] A. Caputo, L. Sberna, A. Toubiana, S. Babak, E. Barausse, S. Marsat, and P. Pani, (2020), [arXiv:2001.03620 \[astro-ph.HE\]](#).
 - [24] Z. Carson and K. Yagi, *Phys. Rev.* **D101**, 044047 (2020), [arXiv:1911.05258 \[gr-qc\]](#).
 - [25] M. Vallisneri, *Phys. Rev.* **D77**, 042001 (2008), [arXiv:gr-qc/0703086 \[GR-QC\]](#).
 - [26] A. Vecchio and E. D. L. Wickham, *Gravitational waves. Proceedings, 5th Edoardo Amaldi Conference, Tirrenia, Italy, July 6-11, 2003*, *Class. Quant. Grav.* **21**, S661 (2004), [arXiv:gr-qc/0402083 \[gr-qc\]](#).
 - [27] A. Vecchio and E. D. L. Wickham, *Phys. Rev.* **D70**, 082002 (2004), [arXiv:gr-qc/0406039 \[gr-qc\]](#).
 - [28] C. M. Will, *Living Reviews in Relativity* **17**, 4 (2014).
 - [29] E. Berti *et al.*, *Class. Quant. Grav.* **32**, 243001 (2015), [arXiv:1501.07274 \[gr-qc\]](#).
 - [30] D. Eardley, *The Astrophysical Journal* **196**, L59 (1975).
 - [31] K. Nordtvedt, *Phys. Rev.* **180**, 1293 (1969).
 - [32] P. G. Roll, R. Krotkov, and R. H. Dicke, *Annals Phys.* **26**, 442 (1964).
 - [33] M. Fierz, *Helv. Phys. Acta* **29**, 128 (1956).
 - [34] P. Jordan, *Z. Phys.* **157**, 112 (1959).

- [35] C. Brans and R. H. Dicke, *Phys. Rev.* **124**, 925 (1961), [142(1961)].
- [36] T. Damour and G. Esposito-Farese, *Class. Quant. Grav.* **9**, 2093 (1992).
- [37] C. M. Will and H. W. Zaglauer, *Astrophys. J.* **346**, 366 (1989).
- [38] J. Alsing, E. Berti, C. M. Will, and H. Zaglauer, *Phys. Rev.* **D85**, 064041 (2012), arXiv:1112.4903 [gr-qc].
- [39] T. Damour and J. H. Taylor, *Phys. Rev.* **D45**, 1840 (1992).
- [40] T. Damour and G. Esposito-Farese, *Phys. Rev. Lett.* **70**, 2220 (1993).
- [41] T. Damour and G. Esposito-Farese, *Phys. Rev.* **D54**, 1474 (1996), arXiv:gr-qc/9602056 [gr-qc].
- [42] P. C. C. Freire, N. Wex, G. Esposito-Farese, J. P. W. Verbiest, M. Bailes, B. A. Jacoby, M. Kramer, I. H. Stairs, J. Antoniadis, and G. H. Janssen, *Mon. Not. Roy. Astron. Soc.* **423**, 3328 (2012), arXiv:1205.1450 [astro-ph.GA].
- [43] J. Healy, T. Bode, R. Haas, E. Pazos, P. Laguna, D. Shoemaker, and N. Yunes, *Class. Quant. Grav.* **29**, 232002 (2012), arXiv:1112.3928 [gr-qc].
- [44] M. W. Horbatsch and C. P. Burgess, *JCAP* **1205**, 010 (2012), arXiv:1111.4009 [gr-qc].
- [45] E. Berti, V. Cardoso, L. Gualtieri, M. Horbatsch, and U. Sperhake, *Phys. Rev.* **D87**, 124020 (2013), arXiv:1304.2836 [gr-qc].
- [46] T. P. Sotiriou and S.-Y. Zhou, *Phys. Rev. Lett.* **112**, 251102 (2014), arXiv:1312.3622 [gr-qc].
- [47] K. Yagi, L. C. Stein, and N. Yunes, *Phys. Rev.* **D93**, 024010 (2016), arXiv:1510.02152 [gr-qc].
- [48] E. Barausse and K. Yagi, *Phys. Rev. Lett.* **115**, 211105 (2015), arXiv:1509.04539 [gr-qc].
- [49] H. O. Silva, J. Sakstein, L. Gualtieri, T. P. Sotiriou, and E. Berti, *Phys. Rev. Lett.* **120**, 131104 (2018), arXiv:1711.02080 [gr-qc].
- [50] C. A. R. Herdeiro, E. Radu, N. Sanchis-Gual, and J. A. Font, *Phys. Rev. Lett.* **121**, 101102 (2018), arXiv:1806.05190 [gr-qc].
- [51] F.-L. Julié, *JCAP* **1810**, 033 (2018), arXiv:1809.05041 [gr-qc].
- [52] F.-L. Julié and E. Berti, *Phys. Rev. D* **100**, 104061 (2019), arXiv:1909.05258 [gr-qc].
- [53] O. Ramos and E. Barausse, *Phys. Rev.* **D99**, 024034 (2019), arXiv:1811.07786 [gr-qc].
- [54] E. Babichev and R. Brito, *Class. Quant. Grav.* **32**, 154001 (2015), arXiv:1503.07529 [gr-qc].
- [55] N. Yunes and F. Pretorius, *Phys. Rev.* **D80**, 122003 (2009), arXiv:0909.3328 [gr-qc].
- [56] M. Agathos, W. Del Pozzo, T. G. F. Li, C. Van Den Broeck, J. Veitch, and S. Vitale, *Phys. Rev.* **D89**, 082001 (2014), arXiv:1311.0420 [gr-qc].
- [57] S. Tahura, K. Yagi, and Z. Carson, (2019), arXiv:1907.10059 [gr-qc].
- [58] K. Yagi, L. C. Stein, N. Yunes, and T. Tanaka, *Phys. Rev.* **D85**, 064022 (2012), [Erratum: *Phys. Rev. D* **93**, no.2, 029902 (2016)], arXiv:1110.5950 [gr-qc].
- [59] N. Yunes, F. Pretorius, and D. Spergel, *Phys. Rev.* **D81**, 064018 (2010), arXiv:0912.2724 [gr-qc].
- [60] N. Yunes, R. O’Shaughnessy, B. J. Owen, and S. Alexander, *Phys. Rev.* **D82**, 064017 (2010), arXiv:1005.3310 [gr-qc].
- [61] K. Yagi, N. Tanahashi, and T. Tanaka, *Phys. Rev.* **D83**, 084036 (2011), arXiv:1101.4997 [gr-qc].
- [62] N. Yunes and L. C. Stein, *Phys. Rev.* **D83**, 104002 (2011), arXiv:1101.2921 [gr-qc].
- [63] S. Vigeland, N. Yunes, and L. Stein, *Phys. Rev.* **D83**, 104027 (2011), arXiv:1102.3706 [gr-qc].
- [64] S. Mirshekari, N. Yunes, and C. M. Will, *Phys. Rev.* **D85**, 024041 (2012), arXiv:1110.2720 [gr-qc].
- [65] C. Cutler and E. E. Flanagan, *Phys. Rev.* **D49**, 2658 (1994), arXiv:gr-qc/9402014 [gr-qc].
- [66] A. Buonanno, in *Les Houches Summer School - Session 86: Particle Physics and Cosmology: The Fabric of Space-time Les Houches, France, July 31-August 25, 2006* (2007) arXiv:0709.4682 [gr-qc].
- [67] B. Mulgrew, *IEEE Transactions on Signal Processing* **62**, 56 (2014), arXiv:1208.5919 [cs.IT].
- [68] N. Yunes, K. Yagi, and F. Pretorius, *Phys. Rev.* **D94**, 084002 (2016), arXiv:1603.08955 [gr-qc].
- [69] C. M. Will, *Phys. Rev.* **D57**, 2061 (1998), arXiv:gr-qc/9709011 [gr-qc].
- [70] P. Horava, *Phys. Rev.* **D79**, 084008 (2009), arXiv:0901.3775 [hep-th].
- [71] M. Visser, *Phys. Rev.* **D80**, 025011 (2009), arXiv:0902.0590 [hep-th].
- [72] B. P. Abbott *et al.* (LIGO Scientific, Virgo, Fermi-GBM, INTEGRAL), *Astrophys. J.* **848**, L13 (2017), arXiv:1710.05834 [astro-ph.HE].
- [73] C. M. Will, *Class. Quant. Grav.* **35**, 17LT01 (2018), arXiv:1805.10523 [gr-qc].
- [74] N. Aghanim *et al.* (Planck), (2018), arXiv:1807.06209 [astro-ph.CO].
- [75] B. P. Abbott *et al.*, *Phys. Rev. Lett.* **123**, 011102 (2019), arXiv:1811.00364 [gr-qc].
- [76] S. Husa, S. Khan, M. Hannam, M. Pürrer, F. Ohme, X. Jiménez Forteza, and A. Bohé, *Phys. Rev.* **D93**, 044006 (2016), arXiv:1508.07250 [gr-qc].
- [77] S. Khan, S. Husa, M. Hannam, F. Ohme, M. Pürrer, X. Jiménez Forteza, and A. Bohé, *Phys. Rev.* **D93**, 044007 (2016), arXiv:1508.07253 [gr-qc].
- [78] S. Marsat and J. G. Baker, (2018), arXiv:1806.10734 [gr-qc].
- [79] C. L. Rodriguez, B. Farr, V. Raymond, W. M. Farr, T. B. Littenberg, D. Fazi, and V. Kalogera, *Astrophys. J.* **784**, 119 (2014), arXiv:1309.3273 [astro-ph.HE].
- [80] S. Marsat, J. G. Baker, and T. Dal Canton, (2020), arXiv:2003.00357 [gr-qc].
- [81] R. L. Karandikar, *Sadhana* **31**, 81 (2006).
- [82] *The American Statistician* **49**, 327 (1995).
- [83] J. Ellis and R. van Haasteren, “jellis18/PTMCMCSampler: Official Release,” (2017).
- [84] K. Yagi, *Phys. Rev. D* **86**, 081504 (2012).
- [85] D. Foreman-Mackey, *The Journal of Open Source Software* **24** (2016), 10.21105/joss.00024.
- [86] J. Skilling, *Bayesian Anal.* **1**, 833 (2006).
- [87] E. K. Porter and A. Sesana, (2010), arXiv:1005.5296 [gr-qc].
- [88] F. Antonini and H. B. Perets, *Astrophys. J.* **757**, 27 (2012), arXiv:1203.2938 [astro-ph.GA].
- [89] J. Samsing, *Phys. Rev.* **D97**, 103014 (2018), arXiv:1711.07452 [astro-ph.HE].
- [90] D. Gerosa, E. Berti, R. O’Shaughnessy, K. Belczynski, M. Kesden, D. Wysocki, and W. Gladysz, *Phys. Rev.* **D98**, 084036 (2018), arXiv:1808.02491 [astro-ph.HE].