

A Generalized Interacting Tsallis Holographic Dark Energy Model and its thermodynamic implications

Abdulla Al Mamon^{*}

Department of Physics, Vivekananda Satavarshiki Mahavidyalaya (affiliated to the Vidyasagar University), Manikpara-721513, West Bengal, India

Amir Hadi Ziaie[†]

Research Institute for Astronomy and Astrophysics of Maragha (RIAAM), University of Maragheh, P.O. Box 55136-553, Maragheh, Iran

Kazuharu Bamba[‡]

Division of Human Support System, Faculty of Symbiotic Systems Science, Fukushima University, Fukushima 960-1296, Japan

The paper deals with a theoretical model for interacting Tsallis holographic dark energy (THDE) whose infrared (IR) cut-off scale is set by the Hubble length. The interaction Q between the dark sectors (dark energy and pressureless dark matter) of the universe has been assumed to be non-gravitational in nature. The functional form of Q is chosen in such a way that it reproduces well known and most used interactions as special cases. We then study the nature of the THDE density parameter, the equation of state parameter, the deceleration parameter and the jerk parameter for this interacting THDE model. Our study shows that the universe undergoes a smooth transition from a decelerated to an accelerated phase of expansion in the recent past and also this transition occurs within the redshift interval $[0.637, 0.962]$. This is well consistent with the present observations. It is shown the evolution of the normalized Hubble parameter for our model and compared that with the latest Hubble parameter data. Finally, we also investigate both the stability and thermodynamic nature of this model in the present context.

Keywords: Tsallis holographic dark energy, interaction, thermodynamics.

I. INTRODUCTION

Many cosmological observations indicate that our Universe is now experiencing an accelerated expansion phase [1–5]. A possible candidate to explain this cosmic acceleration is to consider some exotic matter, dubbed as dark energy (DE) which consists of approximately 68% of the total energy budget of our universe. However, the origin and nature of this DE are absolutely unknown. On the other hand, the second largest component of our universe is the dark matter (DM) which takes around 28% of the total energy density of the universe. Like the DE sector, DM sector is also not very well understood. Till now, a large number of theoretical models are taken into account to accommodate the present phase of acceleration and some excellent reviews on this topic can be found in [6–8]. However, the problem of the onset and nature of cosmic acceleration remains an open challenge of modern cosmology at present.

In this context, holographic dark energy (HDE) is an

interesting attempt to solve this problem (for details, see [9–11]) and some of its various scenarios can be found in [12–31]. In particular, a new HDE model has been proposed by using the holographic hypothesis and the Tsallis entropy [32], named Tsallis holographic dark energy (THDE) [33, 34]. As a result, recently, several THDE models have been investigated and explored in different scenarios with an aim to search for the dynamics of the universe and one can look into [35–45] for a comprehensive review.

It is important to mention that observations admit an interaction between the dark sectors (DM and DE) of cosmos which can solve the coincidence problem and the tension in current observational values of the Hubble parameter [46–68]. The scenario of interaction between DM and DE is one of such alternative models, which is the main subject interest of the present work. Recently, Zadeh et al. [34] investigated the evolution of the THDE models with different IR cutoffs and studied their cosmological consequences under the assumption of a mutual interaction between the dark sectors of the universe. Following [34], in this work, we are also interested in studying the dynamics of a flat FRW universe filled with a pressureless matter and THDE in an interacting scenario. In particular, we explore consequences of interacting THDE model in a more general scenario. In our setups, we study the evolution of our universe by considering an interaction between DM and THDE whose IR cutoff is the Hubble horizon. The nature of the THDE density parameter, the deceleration

^{*}Electronic address: abdulla.physics@gmail.com

[†]Electronic address: ah.ziaie@maragheh.ac.ir

[‡]Electronic address: bamba@sss.fukushima-u.ac.jp

parameter, the jerk parameter and the THDE equation of state parameter have also been studied for the present model. Furthermore, we also investigate the stability and thermodynamic nature of this particular model in the present scenario. However, the present work is more general and also different from the similar work by Zhai et al. [34] in different ways. Firstly, in this paper, the functional form of the interaction term is chosen in such a way that it can reproduce some well known and most used interactions (including [34]) in the literature for some special cases (for details, see section II). Secondly, we study the evolution of jerk parameter for this general interaction term. We also plot the normalized Hubble parameter for our model and compared that with the latest Hubble parameter data. Additionally, we go one step further by investigating this scenario taking into account the thermodynamic considerations. In particular, we study the nature of the total entropy of the universe surrounded by a cosmological horizon.

The paper is organized as follows. In the next section, we present a THDE model with Hubble scale as IR cutoff. Additionally, the results of considering a mutual interaction between the dark sectors of the universe are also investigated. In section III, we also explore the thermodynamical properties of the present model. Finally, in section IV, we summarize the conclusions of this work.

II. INTERACTING THDE WITH HUBBLE CUTOFF

The THDE model is based on the modified entropy-area relation [32] and the holographic dark energy hypothesis, was proposed in [33] by introducing the following energy density

$$\rho_D = BL^{2\delta-4} \quad (1)$$

where B is an unknown parameter. By considering the Hubble horizon as the IR cutoff, i.e., $L = H^{-1}$, the energy density corresponding to THDE is obtained as

$$\rho_D = BH^{-2\delta+4}, \quad (2)$$

In the large scale, our universe is homogeneous and isotropic and its geometry is best described by the spatially flat Friedmann-Robertson-Walker (FRW) metric

$$ds^2 = dt^2 - a^2(t) [dr^2 + r^2 d\Omega^2], \quad (3)$$

where $a(t)$ is the scale factor of the universe. Now, in such a spacetime, one can write down Friedmann equations as [6]

$$H^2 = \frac{1}{3m_p^2} (\rho_m + \rho_D) \quad (4)$$

where, m_p denotes the reduced Planck mass, $H = \frac{\dot{a}}{a}$ is the Hubble parameter and an overhead dot represents

derivative with respect to the cosmic time t . Also, ρ_m and ρ_D represent the energy density of pressureless matter and the THDE density, respectively. The energy density parameter of THDE and pressureless matter can be expressed as

$$\Omega_D = \frac{\rho_D}{\rho_c} = \frac{B}{3m_p^2} H^{-2\delta+2} \quad (5)$$

$$\Omega_m = \frac{\rho_m}{\rho_c} \quad (6)$$

where, $\rho_c = 3m_p^2 H^2$ denotes the critical energy density. Now, equation (4) can be written as

$$\Omega_m + \Omega_D = 1 \quad (7)$$

Also, the ratio of the energy densities is obtained as

$$r = \frac{\rho_m}{\rho_D} = \frac{\Omega_m}{\Omega_D} \quad (8)$$

Moreover, we assume that DM and DE interact with each other. Accordingly, the energy conservation equations become

$$\dot{\rho}_m + 3H\rho_m = Q \quad (9)$$

$$\dot{\rho}_D + 3H(1 + \omega_D)\rho_D = -Q \quad (10)$$

where $\omega_D \equiv \frac{p_D}{\rho_D}$ denotes the *equation of state* (EoS) parameter of THDE, p_D is the pressure of THDE and Q indicates the rate of energy exchange between the dark sectors (DM and DE). Positive value of Q indicates that there is an energy transfer from the THDE to the DM, while for $Q < 0$, the reverse scenario happens. On the other hand, if $Q = 0$ (i.e., non-interacting case), then the DM evolve as, $\rho_m \propto a^{-3}$. Hence, the interaction between the dark sectors is indeed a more general scenario to unveil the dynamics of the universe. In fact, there are many proposed interactions in the literature to study the dynamics of the universe (for details, one can look into [60–69] and references therein), however, the exact functional form of Q is still unknown to us. From the continuity equations (9) and (10), one can see that the interaction Q could be any arbitrary function of the parameters ρ_m , ρ_D and H . So, naturally, one can construct various interacting models to understand the dynamics of the universe in this framework. For mathematical simplicity, in the present work, we assume that the interaction is a linear combination of the dark sector densities given as

$$Q = 3H(b_1^2 \rho_m + b_2^2 \rho_D), \quad (11)$$

where, the parameters b_1 and b_2 are dimensionless constants. This type of functional forms of Q has been studied recently by several authors [60–64] and the particular cases $b_1 = 0$, $b_2^2 = \lambda$ in Ref. [64], $b_2 = 0$, $b_1^2 = \alpha$ in Refs. [65, 66], $b_1^2 = \frac{\lambda_m}{3}$, $b_2^2 = \frac{\lambda_p}{3}$ in Ref. [60], $b_1 = b_2 = b$ in Ref. [34] and $b_2 = 0$, $b_1 = b$ in Ref. [39]. Therefore, the general form of Q , given by equation (11), covers a

wide range of other popular theoretical models for different choices of b_1 and b_2 . The simplicity of the functional form of Q (as given in equation (11)), however, makes it very attractive and simple to study. Indeed, as DE and DM have not the same energy density (and hence contribution) within the universe dynamics and as we do not yet know their nature, it is reasonable to consider different contributions ($b_1 \neq b_2$) for these dark components within the interaction term.

Now, taking the time derivative of equation (4), and by using equations (8), (9) and (10), we get

$$\frac{\dot{H}}{H^2} = -\frac{3}{2}\Omega_D(1 + \omega_D + r), \quad (12)$$

Similarly, taking the time derivative of equation (2) along with combining the result with equations (10) and (12), we obtain

$$\omega_D = \frac{1 - \delta - \frac{b_1^2}{\Omega_D} + b_1^2 - b_2^2}{1 - (2 - \delta)\Omega_D}. \quad (13)$$

Taking the time derivative of equation (5) and by using equations (8), (12) and (13), we arrive at the following equation for THDE density parameter, as

$$\Omega'_D = 3(\delta - 1)\Omega_D \left[\frac{1 - \Omega_D + b_1^2\Omega_D - b_1^2 - b_2^2\Omega_D}{1 - (2 - \delta)\Omega_D} \right], \quad (14)$$

where $\Omega'_D = \frac{d\Omega_D}{d(\ln a)}$.

Now, for simplicity, we re-expressed equation (5) as

$$\begin{aligned} H^2 &= \left(\frac{3m_p^2}{B} \Omega_D \right)^{\frac{1}{1-\delta}}, \\ &= H_0^2 \left(\frac{\Omega_D}{\Omega_D^0} \right)^{\frac{1}{1-\delta}}, \end{aligned} \quad (15)$$

which implies,

$$h = \frac{H}{H_0} = \left(\frac{\Omega_D}{\Omega_D^0} \right)^{\frac{1}{2(1-\delta)}}, \quad (16)$$

where, h is the normalized Hubble parameter, Ω_D^0 is the present THDE density parameter and $H_0 = \left(\frac{3m_p^2}{B} \Omega_D^0 \right)^{\frac{1}{2(1-\delta)}}$, denotes the present value of H . Later, using equation (14) along with the above equation, we try to show the evolution of h for this model and will compare it with that of observational Hubble parameter data.

The deceleration parameter is defined as

$$q = -\frac{\ddot{a}}{aH^2} = -1 - \frac{\dot{H}}{H^2}, \quad (17)$$

which is an important cosmological parameter to investigate the expansion history of the universe. In particular, $q < 0$ indicates accelerated ($\ddot{a} > 0$) expansion phase of

our universe, whereas $q > 0$ indicates a decelerated phase ($\ddot{a} < 0$). In our model, q evolves as

$$q = \frac{(1 - 2\delta)\Omega_D + 1 - 3b_1^2 + 3b_1^2\Omega_D - 3b_2^2\Omega_D}{2[1 - (2 - \delta)\Omega_D]}. \quad (18)$$

It is well known that the jerk parameter, a dimensionless third derivative of the scale factor with respect to cosmic time, provides a comparison between different DE models and the Λ CDM ($j = 1$) model. It is given by [70–72]

$$j = \frac{d^3 a}{aH^3} = q(2q + 1) + (1 + z) \frac{dq}{dz}. \quad (19)$$

Finally, in order to estimate the stability of the model we consider the square of sound speed given as

$$v_s^2 = \frac{dp_D}{d\rho_D} = \omega_D + \dot{\omega}_D \frac{\rho_D}{\dot{\rho}_D}. \quad (20)$$

Using then equation (10) along with equations (13) and (14), the above equation can be re-expressed as

$$\begin{aligned} v_s^2 &= \frac{b_1^2}{(\delta - 2)\Omega_D(1 + \Omega_D(\delta - 2))^2} \\ &+ \frac{[1 - b_2^2 - \delta + b_1^2(1 + \delta) + \Omega_D(\delta - 1 - b_1^2 + b_2^2)]}{(1 + \Omega_D(\delta - 2))^2}. \end{aligned} \quad (21)$$

The sign of v_s^2 is important to specify the stability of background evolution. $v_s^2 > 0$ ($v_s^2 < 0$) indicates a stable (unstable) model. It is important to note here that the expressions of q , ω_D , Ω_D and v_s^2 are similar to the results of [34] for the special choice, $b_1 = b_2 = b$. On the otherhand, if $b_1 = b_2 = 0$, then the equations (13), (18), (14) and (21) match to the relations derived in [33]. As discussed earlier, thus the present work is more general in the literature.

We plot the evolutionary trajectories for different cases of Tsallis parameter δ and interaction terms b_1 and b_2 . For $\delta = 1.4$ case and the initial condition $\Omega_D^0 = 0.73$, the evolutions of Ω_D , ω_D , q , j and h , as a function of z , have been plotted in figures 1, 2, 3, 4 and 5, respectively. From figure 2, one can see that ω_D remains always in between $-1 < \omega_D < -\frac{1}{3}$ at present, as expected. However, it crosses the phantom line ($\omega_D < -1$) in the near future as the value of the parameter pair (b_1^2, b_2^2) increases.

The evolution of $q(z)$, as a function of z , has been plotted in figure 3. From this figure, it is clear that our model can describe the current accelerated universe, and the transition redshift z_t (i.e., $q(z_t) = 0$) from the deceleration phase to an accelerated phase occurs within the interval $[0.637, 0.962]$, which are in good agreement with the results, $0.5 < z_t < 1$, as reported in [71–80]. The evolution of $j(z)$ has also been plotted in figure 4. It is observed that j stays positive and lies

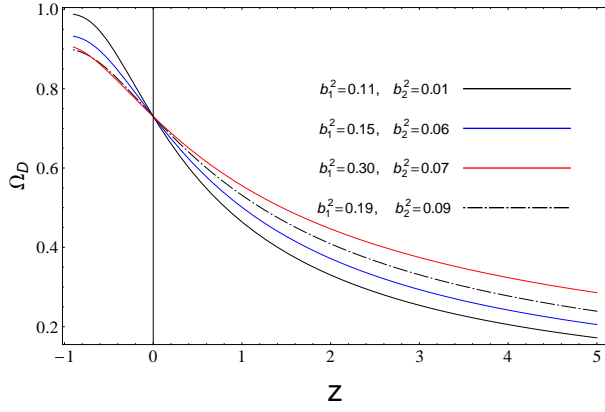


FIG. 1: The evolution of the THDE density parameter Ω_D , as a function of z , is shown for the present model considering $\delta = 1.4$, $\Omega_D^0 = 0.73$ and different values of b_1^2 and b_2^2 , as indicated in panel.

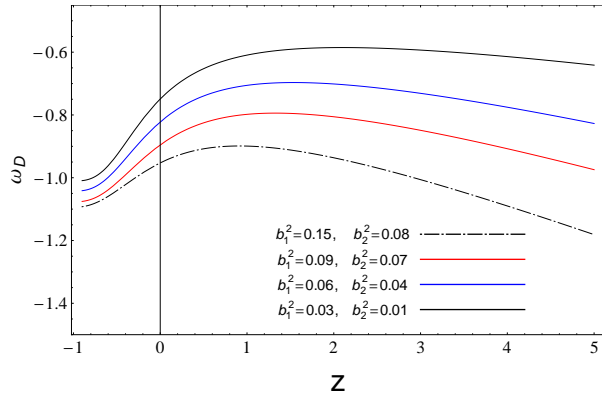


FIG. 2: Evolution of ω_D as a function of z is shown using $\delta = 1.4$, $\Omega_D^0 = 0.73$ and different values of b_1^2 and b_2^2 , as indicated in panel.

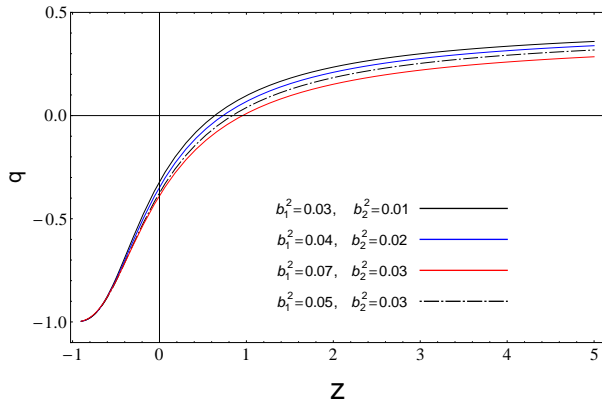


FIG. 3: The evolution of the deceleration parameter q vs. z , is shown for $\delta = 1.4$, $\Omega_D^0 = 0.73$ and different values of b_1^2 and b_2^2 , as indicated in panel. Also, the horizontal line denotes $q(z) = 0$.

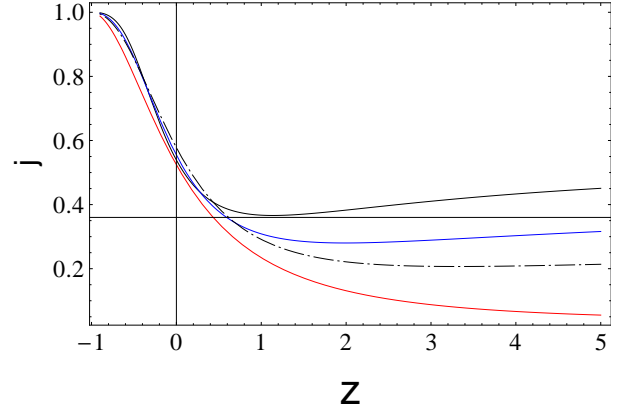


FIG. 4: The evolution of the cosmic jerk parameter $j(z)$ is shown for $\delta = 1.4$, $\Omega_D^0 = 0.73$ and different values of b_1^2 and b_2^2 , given in figure 1.

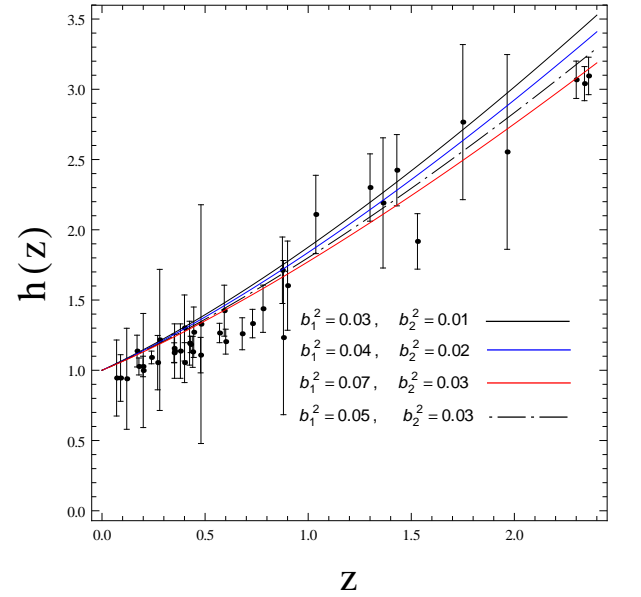


FIG. 5: The evolution of $h(z)$, as given in equation (16), is shown by considering $\delta = 1.4$ and $\Omega_D^0 = 0.73$. In this plot, the black dots correspond to the $H(z)$ data consisting 41 data points [81, 82] with 1σ error bars and the corresponding error in $h(z)$ is given as [76], $\sigma_h = h \sqrt{\frac{\sigma_{H_0}^2}{H_0^2} + \frac{\sigma_H^2}{H^2}}$. Here, σ_H^2 , $\sigma_{H_0}^2$ are errors in H and H_0 respectively. Also, the value of H_0 is taken from [83].

within (0.52-0.58) at late time, and further it tends to unity (or Λ CDM model) as $z \rightarrow -1$. This is an interesting result of the present analysis. In figure 5, we have shown the evolution of h (equation (16)) for the present model and compared it with the data points for $h(z)$ (within 1σ error bars) which have been obtained from the latest compilation of 41 data points of Hubble parameter measurements (for details, see

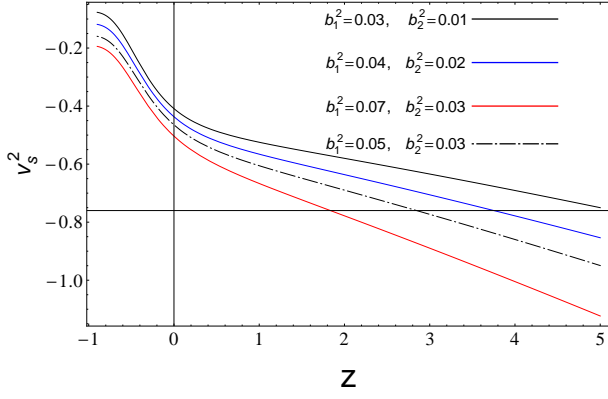


FIG. 6: Evolution of v_s^2 as a function of z is shown for $\delta = 1.4$, $\Omega_D^0 = 0.73$ and different values of b_1^2 and b_2^2 , as indicated in panel.

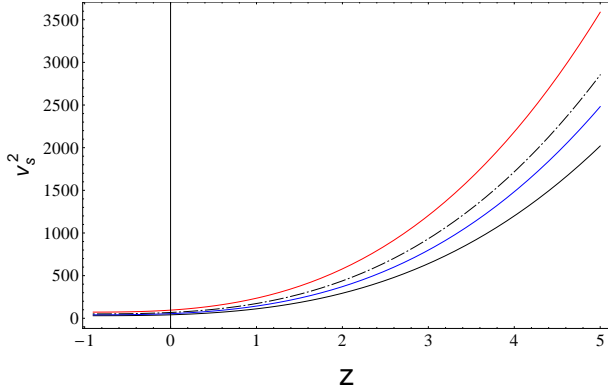


FIG. 7: Evolution of v_s^2 as a function of z is shown for same values of b_1^2 , b_2^2 and Ω_D^0 as given in figure 6. This plot is for $\delta = 2.001$.

[81, 82]). We observed from figure 5 that the model reproduces the observed values of $h(z)$ quite well for each data point. Furthermore, we also checked that the nature of the evolution of $h(z)$ is hardly affected by a small change in the values of the parameters (b_1^2 , b_2^2).

For understanding the classical stability of our model, we also plot the square of sound speed in figures 6 and 7. It has been found from figure 6 that the model is unstable ($v_s^2 < 0$). However, the situation is completely different, i.e., $v_s^2 > 0$, for some higher value of δ (see figure 7). Thus, the stability of the interacting THDE model crucially depends on the choice of the parameter δ .

III. THERMODYNAMICS OF INTERACTING THDE

In this section, we derive the rate of change of the total entropy and then examine the validity of generalized second law of thermodynamics. It is well known that thermodynamical analysis of the gravity theory is an exciting research topic in the cosmological context and the thermodynamical properties which hold for a black hole are equally valid for a cosmological horizon [84–95]. In addition, the first law of thermodynamics which holds in a black hole horizon can also be derived from the first Friedmann equation in the FRW universe when the universe is bounded by an apparent horizon. This provides well motivation to select the apparent horizon as the cosmological horizon in order to examine the thermodynamic properties of any cosmological model. Motivated by the above arguments, here, we have considered the universe as a thermodynamic system that is bounded by the cosmological apparent horizon with the radius [89]

$$r_h = \left(H^2 + \frac{k}{a^2} \right)^{-1/2}. \quad (22)$$

For a spatially flat universe ($k = 0$), the above equation immediately give

$$r_h = \frac{1}{H}, \quad (23)$$

which is the Hubble horizon.

If we consider S_f and S_h are the entropy of the fluid and the entropy of the horizon containing the fluid, then the total entropy (S) of the system can be expressed as

$$S = S_f + S_h. \quad (24)$$

According to the laws of thermodynamics, like any isolated macroscopic system, then S should satisfy the following relations

$$\dot{S} = \frac{dS}{dt} \geq 0 \quad \text{and} \quad \ddot{S} = \frac{d^2S}{dt^2} < 0. \quad (25)$$

In this context, it is important to mention that the generalized second law (GSL) of thermodynamics and thermodynamic equilibrium (TE) refer to the inequalities $\dot{S} \geq 0$ and $\ddot{S} < 0$ respectively. Furthermore, the GSL should be true throughout the evolution of the universe, while the TE should hold at least during the final phases of its evolution. We shall now examine the validity of GSL of thermodynamics and also the TE in the present context.

Now, the entropy of the horizon S_h can be derived as [93],

$$S_h = \frac{A}{4G} = 8\pi^2 r_h^2, \quad (26)$$

where, $A = 4\pi r_h^2$ and r_h are the surface area and radius of the apparent horizon respectively. Also, the temperature of the apparent horizon is given by the relation [93]

$$T_h = \frac{1}{2\pi r_h}. \quad (27)$$

As previously mentioned, we considered only the DE and DM as the components in the energy budget, so we can write

$$S_f = S_d + S_m, \quad (28)$$

where, S_d and S_m represent the entropies of the DE and DM respectively, and T is the temperature of the composite matter inside the horizon. Therefore, the first law of thermodynamics ($TdS = dE + pdV$) can be written for the individual matter contents in the following form

$$TdS_d = dE_d + p_d dV, \quad (29)$$

$$TdS_m = dE_m + p_m dV = dE_m, \quad (30)$$

where $V = \frac{4}{3}\pi r_h^3$, is the horizon volume. Also, $E_d = \frac{4}{3}\pi r_h^3 \rho_d$ and $E_m = \frac{4}{3}\pi r_h^3 \rho_m$ represent the internal energies of the DE and DM ($p_m = 0$) respectively. Now, differentiating equations (26) and (30) and (29) with respect to time, we obtain

$$(\dot{S}_d, \dot{S}_m, \dot{S}_h) = \left(\frac{4\pi p_d r_h^2 \dot{r}_h + \dot{E}_d}{T}, \frac{\dot{E}_m}{T}, 16\pi^2 r_h \dot{r}_h \right). \quad (31)$$

Using equation (31) along with the assumption that the fluid temperature T should be equal to that of the horizon temperature T_h [64], one can arrive at the expression

$$\dot{S} = \dot{S}_d + \dot{S}_m + \dot{S}_h = 4\pi^2 H r_h^6 [\rho_m + (1 + w_d)\rho_d]^2. \quad (32)$$

In fact, the above relation has already been established in the context of interacting DE, where DE, DM and radiation are interacting with each other [95]. Equation (32) by simple algebra takes the form

$$S' = \frac{16\pi^2}{H^4} (H')^2, \quad (33)$$

which is always positive definite irrespective of the functional forms of H . Here, a 'prime' represents derivative with respect to $x = \ln(a)$. Differentiating equation (33) once more, we obtain

$$S'' = 2S' \left(\frac{H''}{H'} - \frac{2H'}{H} \right) = 2S' \phi, \quad (34)$$

where, we define $\phi = \left(\frac{H''}{H'} - \frac{2H'}{H} \right)$.

It deserves to mention here that for a thermodynamic equilibrium, $S'' < 0$, which further implies $\phi < 0$. We now try to understand the behavior of S'' (or ϕ) with the evolution of the universe for the interacting THDE

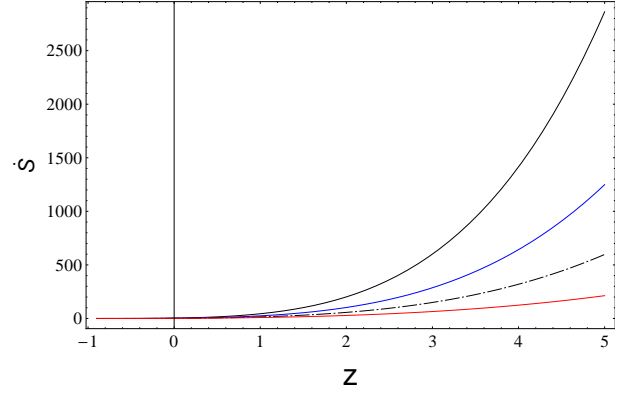


FIG. 8: Behavior of the rate of change of the total entropy \dot{S} , defined in equation (32), is shown using the same values of the parameters b_1^2 , b_2^2 , Ω_D^0 and δ as in Figure 1.

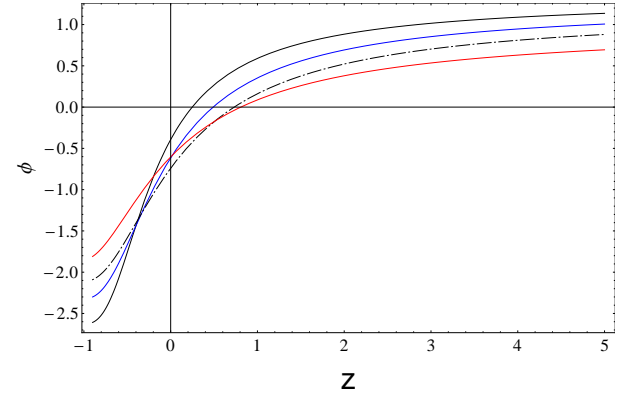


FIG. 9: Behavior of the thermodynamic function ϕ , defined in equation (34), is shown using the same values of the parameters b_1^2 , b_2^2 , Ω_D^0 and δ as in Figure 1.

model discussed in section II. For the present model, the evolution of the quantities \dot{S} and ϕ are shown in figures 8 and 9 respectively, for different values of the model parameters. Figure 8 shows that the GSL is always satisfies in the present context. It is evident from figure 9 that ϕ undergoes a transition from positive to negative value in the past, where the THDE starts to dominate over the DM. It is also found ϕ to be negative at the current epoch and also remains negative at future, i.e, $z \rightarrow -1$. This indicates towards a TE of the universe.

IV. CONCLUSIONS

In this paper, we have studied an accelerating cosmological model for the present universe which is filled with DM and THDE. The DM is assumed to be interact with the THDE whose IR cut-off scale is set by the Hubble length. As already discussed in section II, the functional form of Q is chosen in

such a way that it reproduces well known and most used interactions in the literature for some specific values of the model parameters b_1 and b_2 [34, 39, 60, 64–66].

In our setups, the behavior of various quantities, e.g., Ω_D , ω_D , q , j , h and v_s^2 have been studied during the cosmic evolution. In figure 2, the plot of ω_D with z shows $\omega_D < -\frac{1}{3}$ at the present epoch which indicates an accelerating phase of the universe. The evolution of q shows that the universe is decelerating at early epoch and accelerating at present epoch. This explains both the observed growth of structures at the early times and the late time cosmic acceleration measurements. Also, the transition between the DM era and the THDE era takes place within the redshift interval [0.637, 0.962], which are in good compatibility with several recent studies [71–80]. It is also observed that j stays positive and approaches to the Λ CDM ($j = 1$) model as $z \rightarrow -1$. Further, we studied the thermodynamic nature of the universe for this model. The basic motivation was to verify whether our model fulfills the thermodynamical

requirements of the expanding universe. Our study shows that the GSL of thermodynamics is always satisfied and also indicates towards a TE of the universe.

Furthermore, we noticed that the stability of our model crucially depends on the choice of the parameter δ (see figures 6 & 7). Therefore, we conclude that for the deep understanding of behavior of interacting THDE, more investigations should be done. In a follow-up study, we would like to study the model by considering other IR cutoffs and some non-linear interaction between the dark sectors, which may modify the properties of THDE.

V. ACKNOWLEDGMENTS

The work of KB was supported in part by the JSPS KAKENHI Grant Number JP 25800136 and Competitive Research Funds for Fukushima University Faculty (19RI017).

-
- [1] A. G. Riess et al., *Astron. J.* **116**, 1009 (1998).
 - [2] S. Perlmutter et al., *Astrophys. J.* **517**, 565 (1999).
 - [3] D.N. Spergel et al., *Astrophys. J. Suppl. Ser.* **148**, 175 (2003).
 - [4] M. Tegmark et al., *Phys. Rev. D* **69**, 103501 (2004).
 - [5] P.A.R. Ade et al., *Astron. Astrophys.* **571**, A16 (2014).
 - [6] E. J. Copeland, M. Sami and S. Tsujikawa, *Int. J. Mod. Phys. D* **15**, 1753 (2006).
 - [7] L. Amendola and S. Tsujikawa, *Dark Energy: Theory and Observations*, Cambridge University Press, Cambridge, UK (2010).
 - [8] K. Bamba, S. Capozziello, S. Nojiri and S. D. Odintsov, *Astrophys. Space Sci.* **342**, 155 (2012).
 - [9] G. t Hooft, gr-qc/9310026.
 - [10] L. Susskind, *J. Math. Phys.* **36**, 6377 (1995).
 - [11] A. Cohen, D. Kaplan, A. Nelson, *Phys. Rev. Lett.* **82**, 4971 (1999).
 - [12] S. D. H. Hsu, *Phys. Lett. B* **594**, 13 (2004).
 - [13] Q.G. Huang, M. Li, *JCAP* 0408 013 (2004).
 - [14] M. Li, *Phys. Lett. B* **603**, 1 (2004).
 - [15] B. Wang, Y. Gong and E. Abdalla, *Phys. Lett. B* **624**, 141 (2005).
 - [16] B. Wang, E. Abdalla, R. K. Su, *Phys. Lett. B* **611**, 21 (2005).
 - [17] B. Wang, C. Y. Lin and E. Abdalla, *Phys. Lett. B* **637**, 357 (2005).
 - [18] S. Nojiri and S. D. Odintsov, *Gen. Rel. Grav.* **38**, 1285 (2006).
 - [19] J. Y. Shen, B. Wang, E. Abdalla, R. K. Su, *Phys. Lett. B* **609**, 200 (2005).
 - [20] M. R. Setare, *Phys. Lett. B* **642**, 1 (2006).
 - [21] W. Zimdahl and D. Pavon, *Classical Quantum Gravity* **24**, 5461 (2007).
 - [22] C. Feng, B. Wang, Y. Gong, R. K. Su, *JCAP* 0709, 005 (2007).
 - [23] L. N. Granda, A. Oliveros, *Phys. Lett. B* **671**, 199 (2009).
 - [24] A. Sheykhi, *Phys. Lett. B* **681**, 205 (2009).
 - [25] B. Wang, C. Y. Lin, D. Pavon and E. Abdalla, *Phys. Lett. B* **662**, 1 (2008).
 - [26] L. N. Granda, A. Oliveros, *Phys. Lett. B* **669**, 275 (2008).
 - [27] A. Sheykhi, Mubasher Jamil, *Phys. Lett. B* **694**, 284 (2011).
 - [28] A. Sheykhi, *Phys. Rev. D* **84**, 107302 (2011).
 - [29] S. Ghaffari, M. H. Dehghani, and A. Sheykhi, *Phys. Rev. D* **89**, 123009 (2014).
 - [30] S. Nojiri and S. D. Odintsov, *Eur. Phys. J. C* **77**, 528 (2017).
 - [31] S. Ghaffari, H. Moradpour and A. H. Ziaie, arXiv:2002.04972 [gr-qc].
 - [32] C. Tsallis, L. J. L. Cirto, *Eur. Phys. J. C* **73**, 2487 (2013).
 - [33] M. Tavayef, A. Sheykhi, K. Bamba and H. Moradpour, *Phys. Lett. B* **781**, 195 (2018).
 - [34] M. A. Zadeh, A. Sheykhi, H. Moradpour and K. Bamba, *Eur. Phys. J. C* **78**, 940 (2018).
 - [35] H. Moradpour, *Int. J. Theor. Phys.* **55** 4176 (2016).
 - [36] M. A. Zadeh, A. Sheykhi and H. Moradpour, *Mod. Phys. Lett. A* **34**, 1950086 (2019).
 - [37] S. Ghaffari, et al, *Phys. Dark Univ.* **23**, 100246 (2019).
 - [38] S. Ghaffari, et al. *Eur. Phys. J. C* **78**, 706 (2018).
 - [39] E. Sadri, *Eur. Phys. J. C* **79**, 762 (2019); S. Ghaffari, E. Sadri, A. H. Ziaie, arXiv:1908.10602 [gr-qc].
 - [40] E. N. Saridakis, K. Bamba, R. Myrzakulov, F. K. Anagnostopoulos, *JCAP* **1812**, 012 (2018).
 - [41] S. Nojiri, S. D. Odintsov, E. N. Saridakis, *Eur. Phys. J. C* **79**, 3 (2019).
 - [42] A. Iqbal and A. Jawad, *Phys. Dark Univ.* **26**, 100349 (2019); M. Younas, A. Jawad, S. Qummer, H. Moradpour and S. Rani, *AHEP*, **2019** 1287932 (2019).
 - [43] V. C. Dubey et al., *Int. J. Geom. Meth. Mod. Phys.* **17**, 2050011 (2020).

- [44] M. Abdollahi Zadeh, A. Sheykh, H. Moradpour and K. Bamba, *Mod. Phys. Lett. A* **33** 2050053 (2020).
- [45] M. Abdollahi Zadeh, A. Sheykhi and H. Moradpour, *Gen. Relativ. Gravit.* **51** 12 (2019).
- [46] L. Amendola, *Phys. Rev. D* **62**, 043511 (2000).
- [47] L. Amendola and C. Quercellini, *Phys. Rev. D* **68**, 023514 (2003).
- [48] S. Wang, Y. Wang, M. Li, *Phys. Rep.* **696**, 1 (2017).
- [49] G. Olivares, F. Atrio, D. Pavon, *Phys. Rev. D* **71**, 063523 (2005).
- [50] O. Bertolami, F. Gil Pedro, M. Le Delliou, *Phys. Lett. B* **654**, 165 (2007).
- [51] A. A. Costa, X. D. Xu, B. Wang, E. G. M. Ferreira, and E. Abdalla, *Phys. Rev. D* **89**, 103531 (2014).
- [52] X. D. Xu, B. Wang, and E. Abdalla, *Phys. Rev. D* **85**, 083513 (2012).
- [53] J. H. He, B. Wang, and E. Abdalla, *Phys. Rev. D* **83** 063515 (2011).
- [54] S. Wang, Y. Z. Wang, J. J. Geng, and X. Zhang, *Eur. Phys. J. C* **74**, 3148 (2014).
- [55] J. H. He, B. Wang, E. Abdallab, and D. Pavón, *JCAP*, **12**, 022 (2010).
- [56] E. Abdalla, L. R. Abramo, and J. C. C. de Souza, *Phys. Rev. D* **82**, 023508 (2010).
- [57] X. D. Xu, B. Wang, P. Zhang, and F. A. Barandela, *JCAP*, **12**, 001 (2013).
- [58] D. Pavon and W. Zimdahl, *Phys. Lett. B* **628**, 206 (2005).
- [59] M. Honarvayan, A. Sheykhi and H. Moradpour, *Int. J. Mod. Phys. D* **24**, 1550048 (2015).
- [60] M. Quartin et al., *J. Cosmol. Astropart. Phys.*, **05**, 007 (2008).
- [61] C. G. Boehmer, G. Caldera-Cabral, R. Lazkoz, and R. Maartens, *Phys. Rev. D* **78**, 023505 (2008).
- [62] G. Caldera-Cabral, R. Maartens, and L. A. Urena-Lopez, *Phys. Rev. D* **79**, 063518 (2009).
- [63] D. Pavon and W. Zimdahl, *Phys. Lett. B* **628**, 206 (2005).
- [64] D. Pavon and B. Wang, *Gen. Rel. Grav.* **41**, 1 (2009).
- [65] A. P. Billyard and A. A. Coley, *Phys. Rev. D* **61**, 083503 (2000).
- [66] L. Amendola, G. C. Campos and R. Rosenfeld, *Phys. Rev. D* **75**, 083506 (2007).
- [67] L. P. Chimento, A. S. Jakubi, D. Pavon, and W. Zimdahl, *Phys. Rev. D* **67**, 083513 (2003).
- [68] S. Das and A. A. Mamon, *Astrophys. Space Sci.* **355**, 371 (2015).
- [69] M. Abdollahi Zadeh, A. Sheykhi and H. Moradpour, *Int. J. Mod. Phys. D* **26** 1750080 (2017).
- [70] R. D. Blandford et al., *ASP Conf. Ser.* 339, 27 (2004).
- [71] D. Rapetti, S. W. Allen, M. A. Amin, R. D. Blandford, *Mon. Not. R. Astron. Soc.* **375**, 1510 (2007).
- [72] A. A. Mamon and K. Bamba, *Eur. Phys. J. C* **78**, 862 (2018).
- [73] O. Farooq, B. Ratra, *Astrophys. J.*, **766**, L7 (2013).
- [74] O. Farooq, F. R. Madiyar, S. Crandall, B. Ratra, *ApJ*, **835**, 26 (2017).
- [75] J. Magana et al., *J. Cosmol. Astropart. Phys.*, **10**, 017 (2014).
- [76] A. A. Mamon, S. Das, *Int. J. Mod. Phys. D.*, **25**, 1650032 (2016).
- [77] A. A. Mamon, S. Das, *Eur. Phys. J. C*, **77**, 495 (2017).
- [78] A. A. Mamon, *Mod. Phys. Lett. A* **33**, 1850113 (2018).
- [79] A. A. Mamon, *Mod. Phys. Lett. A* **33**, 1850056 (2018).
- [80] A. A. Mamon, K. Bamba, S. Das, *Eur. Phys. J. C*, **77**, 29 (2017).
- [81] X.-L. Meng et al., *arXiv:1507.02517* (2015).
- [82] M. Moresco et al., *JCAP*, **05**, 014 (2016).
- [83] A. G. Riess et al., *ApJ*, **826**, 56 (2016).
- [84] J. D. Bekenstein, *Phys. Rev. D* **7**, 2333 (1973).
- [85] S. W. Hawking, *Commun. Math. Phys.* **43**, 199 (1975).
- [86] G. W. Gibbons and S. W. Hawking, *Phys. Rev. D* **15**, 2738 (1977).
- [87] T. Jacobson, *Phys. Rev. Lett.* **75**, 1260 (1995).
- [88] T. Padmanabhan, *Phys. Rept.* **380**, 235 (2003).
- [89] D. Bak and S. J. Rey, *Class. Quant. Grav.* **17**, L83 (2000).
- [90] A. V. Frolov and L. Kofman, *JCAP* **0305**, 009 (2003).
- [91] U. H. Danielsson, *Phys. Rev. D* **71**, 023516 (2005).
- [92] R. Bouso, *Phys. Rev. D* **71**, 064024 (2005).
- [93] R. G. Cai and S. P. Kim, *JHEP* **0502**, 050 (2005).
- [94] M. Akbar and R. G. Cai, *Phys. Rev. D* **75**, 084003 (2007).
- [95] M. Jamil, E. N. Saridakis and M. R. Setare, *JCAP* **1011**, 032 (2010).