

# Two-photon driven magnon-pair resonance as a signature for spin-nematic orders

Masahiro Sato<sup>1,\*</sup> and Yoshitaka Morisaku<sup>1</sup>

<sup>1</sup>*Department of Physics, Ibaraki University, Mito, Ibaraki 310-8512, Japan*

(Dated: September 2, 2022)

We theoretically study the nonlinear magnetic resonance driven by intense laser or electromagnetic wave in a fully polarized frustrated magnet near a less-visible spin-nematic ordered phase. In general, both magnons and magnon pairs (two-magnon bound state) appear as the low-energy excitation in the saturated state of spin-nematic magnets. Their excitation energies are usually in terahertz (THz) or gigahertz range. Magnon pairs with angular momentum  $2\hbar$  can be excited by the simultaneous absorption of two photons, and such multi-photon processes occur if the applied THz laser is strong enough. We compute laser-driven magnetic dynamics of a frustrated four-spin system with both magnon ( $\hbar$ ) and magnon-pair ( $2\hbar$ ) like excitations which is a simple mimicry of a macroscopic frustrated magnet with a spin nematic phase. We estimate the required strength of magnetic field of laser for the realization of two photon absorption, taking into account dissipation effects with the Lindblad equation. We show that intense THz laser with ac magnetic field of 0.1-1.0 Tesla is enough to observe magnon-pair resonance.

*Introduction.*— Laser science and technology have progressed in the last decades, and stimulated the study of condensed matter and nonequilibrium physics because the progress makes it possible to observe or create a variety of excitations in solids, liquids, and so on. In particular, in recent years, terahertz (THz) laser science [1–4] has been massively developed and as a result, it is becoming possible to control magnetic excitations or textures with the laser because the photon energy in THz range is comparable to that of magnetic excitations, especially, those of antiferromagnets [5]. Photo-induced magnetic phenomena have also been actively explored as the issues of magneto-optics [6] and spintronics [7]. Several groups have observed linear and nonlinear magnetic responses for THz laser or waves: For instance, large magnetic resonances driven by THz laser or wave [8, 9], high harmonic generation (HHG) induced by a THz laser pulse in an antiferromagnetic insulator [10], electro-magnon resonance driven by an electric-field of THz wave [11–13], dichroisms in a ferrimagnet driven by THz vortex beam [14], etc. In addition, microscopic or quantum theories for magnetic dynamics driven by intense electromagnetic waves have also begun to develop: Floquet engineering in spin [15–17] and multi-ferroic [18, 19] systems, control of exchange couplings in Mott insulators [20, 21], ultrafast creation or control of magnetic defects in chiral magnets [22–25], applications of topological light waves [26, 27], spin-current version of shift current in magnetic insulators under electromagnetic waves [28, 29], HHG in quantum spin systems [30, 31], etc.

Motivated by these activities, in this paper, we theoretically consider how to detect a signature of less-visible spin nematic (quadrupolar) order in magnetic insulators with laser or electromagnetic wave. Spin nematic ordered phase [32–34] is the physical state with a spin quadrupolar order and without any spin dipolar (magnetic) order. Its order parameter is defined as an expectation value of

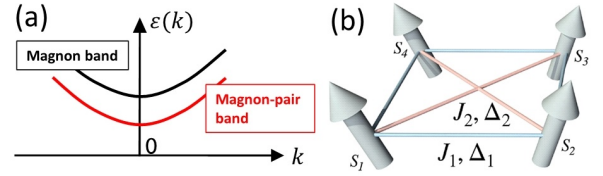


FIG. 1: (Color online) (a) Generic band structures of magnon and magnon pair in the field-driven fully polarized state of a frustrated magnet near a spin nematic phase. (b) Frustrated four-spin model [see Eq. (1)].

tensor product of two spins. In the present work, we focus on the spin nematic order on  $S^x$ - $S^y$  plane defined by  $\langle S_{\mathbf{r}}^+ S_{\mathbf{r}'}^+ + S_{\mathbf{r}}^- S_{\mathbf{r}'}^- \rangle$ , which accompanies the breaking of  $U(1)$  spin rotation symmetry around the  $S^z$  axis. It is important to inhibit usual spin order for the emergence of such spin nematic states and thereby frustrated magnets often become its nice candidate. Another point is that not only standard magnons but also magnon pairs (molecules of two magnons) [35–37] usually appear in field-induced fully polarized (i.e., ferromagnetic) states of spin nematic magnets [See Fig. 1(a)]. The product of neighboring spins  $S_{\mathbf{r}}^- S_{\mathbf{r}'}^-$  ( $S_{\mathbf{r}}^+ S_{\mathbf{r}'}^+$ ) can be viewed as the creation (annihilation) operator of a magnon pair. For such a saturated state with magnon-pair excitations, the Bose Einstein condensation (BEC) of magnon pairs occurs if the applied magnetic field is decreased and the magnon-pair band becomes lower than the energy of the saturated state. In the BEC state, creation and annihilation operators of the condensed particles (i.e., magnon pairs) has a finite expectation value  $\langle S_{\mathbf{r}}^+ S_{\mathbf{r}'}^+ \rangle \neq 0$  ( $\langle S_{\mathbf{r}}^- S_{\mathbf{r}'}^- \rangle \neq 0$ ) and therefore it means the emergence of a spin nematic order. This is a typical scenario of generating a spin nematic order.

Generally, it is quite difficult to detect a clear evidence for the spin nematic order compared to usual magnetic

orders because its detection requires a direct observation of a tensor product of two spins  $\langle S_{\mathbf{r}}^+ S_{\mathbf{r}'}^+ + S_{\mathbf{r}}^- S_{\mathbf{r}'}^- \rangle$  or a four-point spin-nematic correlation function such as  $\langle S_{\mathbf{r}}^+ S_{\mathbf{r}+\delta}^+ S_{\mathbf{0}}^- S_{\mathbf{\delta}}^- \rangle$ . For the spin-nematic quasi long-range ordered phase in one-dimensional magnets, it has been shown [38, 39] that NMR [40–44], neutron scattering spectra [45, 46], and spin Seebeck effect [47] are very useful to detect its signature, while clear experimental ways of detecting spin-nematic long-range orders have not been well established [48–50]. On the other hand, as we mentioned above, magnon-pair excitations almost always appear in the saturated state of spin-nematic magnets including both spin-nematic long-range and quasi long-range ordered phases. We here discuss a method of observing magnon pairs with intense laser or electromagnetic waves. Magnons and photons carry angular momentum  $\hbar$ , while magnon pairs have angular momentum  $2\hbar$ . Therefore, magnon pairs can be excited through two photon absorption and such multi-photon processes can be realized with sufficiently strong laser. We compute the time evolution of laser-driven spin dynamics in a frustrated nano spin model that is a mimicry of spin nematic magnets. We take into account the dissipation effect, which is quite important to estimate realistic spectra of magnon-pair resonance, by applying quantum master equation with Lindblad approximation. We show that magnon-pair resonance spectra can be detected with currently available THz laser or gigahertz (GHz) wave.

*Model and method.*— Here we define our model for studying the laser-driven spin dynamics. We focus on the frustrated four-spin model described by Fig. 1 (b). The Hamiltonian is given by

$$\mathcal{H}_0 = \sum_{j=1-4} (J_1 \mathbf{S}_j \cdot \mathbf{S}_{j+1} + \Delta_1 S_j^z S_{j+1}^z) - H S_{\text{tot}}^z + \sum_{j=1,2} (J_2 \mathbf{S}_j \cdot \mathbf{S}_{j+2} + \Delta_2 S_j^z S_{j+2}^z), \quad (1)$$

where  $\mathbf{S}_j$  is the electron spin- $\frac{1}{2}$  operator on  $j$ -th site ( $j \bmod 4$ ), and  $S_{\text{tot}}^\alpha = \sum_{j=1}^4 S_j^\alpha$  is the sum of four spins. Here,  $J_{1,2}$  are the competing exchange interactions,  $\Delta_{1,2}$  are the Ising anisotropy constants, and  $H = g\mu_B h_0$  is the strength of Zeeman coupling for an applied static magnetic field  $h_0$  ( $g$  is  $g$  factor and  $\mu_B$  is Bohr magneton). This paper uses the unit of  $\hbar = 1$ . The eigen energies and normalized eigenstates for  $\mathcal{H}_0$  are respectively described as  $\{E_n\}$  and  $\{|\psi_n\rangle\}$  with  $E_1 \leq E_2 \leq \dots \leq E_{16}$ . It is shown that two-dimensional system consisting of weakly coupled four-spin models (1) exhibits a spin nematic order at  $J_1/J_2 \sim -2$  [51]. The model (1) thereby may be regarded as a simple mimicry of a bulk spin-nematic magnet. Hereafter, we adopt  $J_1 = -2.2$ ,  $J_2 = 1$  and  $\Delta_1 = \Delta_2 = 0.24$ , in which the energy eigenstates are classified as a spin quintet  $|S_{\text{tot}}, S_{\text{tot}}^z\rangle = |2, M\rangle$ , three spin triplets  $|1, M\rangle_p$ , and two spin singlets  $|0, 0\rangle_q$  ( $p = 1, 2, 3$

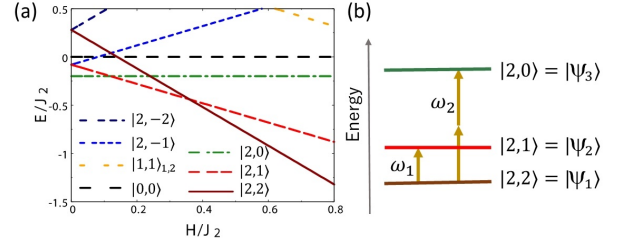


FIG. 2: (Color online) (a) Field ( $H$ ) dependence of energy levels  $|S_{\text{tot}}, M\rangle$  of the nano spin model (1) with  $J_1 = -2.2$ ,  $J_2 = 1$ , and  $\Delta_1 = \Delta_2 = 0.24$ . (b) Low-energy level structure at a high field  $H = 0.56$ .  $\omega_{1(2)}$  is the magnon (magnon pair) resonance frequency. The unit of  $\hbar = 1$  is used.

and  $q = 1, 2$ ). As we show later, a finite anisotropy  $\Delta_{1,2}$  generates a difference between resonant frequencies of magnon and magnon pair. The details of  $\{|\psi_n\rangle\}$  and  $\{E_n\}$  are explained in Supplementary Material [52].

Figure 2 (a) shows the field dependence of energy levels in the low-energy range. Since we consider the fully polarized state and magnon-pair like excitations in the model (1), we set  $H = 0.56$ , in which the ground state is fully polarized ( $S_{\text{tot}}^z = 2$ ) as shown in Fig. 2 (a). Then we calculate the spin dynamics under the application of intense THz laser or electromagnetic wave. The ac Zeeman coupling is given by  $\mathcal{H}_{\text{cp}}(t) = A(e^{-i\omega t} S_{\text{tot}}^+ + e^{+i\omega t} S_{\text{tot}}^-)$  for a circularly polarized laser and  $\mathcal{H}_{\text{lp}}(t) = A \cos(\omega t) S_{\text{tot}}^x = \frac{A}{2} \cos(\omega t) (S_{\text{tot}}^+ + S_{\text{tot}}^-)$  for a linearly polarized one.  $\omega$  is the angular frequency of laser,  $A = g\mu_B h_{\text{ac}}$  denotes the amplitude of magnetic field of laser and  $S_{\text{tot}}^\pm = S_{\text{tot}}^x \pm iS_{\text{tot}}^y$ .

To see the time evolution of the nano magnet with ac Zeeman coupling, we numerically solve the quantum master equation for density matrix  $\rho(t)$  [53–56],

$$\begin{aligned} \dot{\rho}(t) = & -i[\mathcal{H}(t), \rho(t)] \\ & + \sum_{j=2}^{16} [N(\omega_j) + 1] \left( L_j \rho(t) L_j^\dagger - \frac{1}{2} \{ L_j^\dagger L_j, \rho(t) \} \right) \\ & + \sum_{j=2}^{16} N(\omega_j) \left( L_j^\dagger \rho(t) L_j - \frac{1}{2} \{ L_j L_j^\dagger, \rho(t) \} \right). \quad (2) \end{aligned}$$

The first line of the r.h.s. represents the dynamics driven by the Hamiltonian  $\mathcal{H}(t) = \mathcal{H}_0 + \mathcal{H}_{\text{cp}}(t)$  (or  $\mathcal{H}_0 + \mathcal{H}_{\text{lp}}(t)$ ), while the second and third lines give a so-called Lindblad type dissipation. The Lindblad (jump) operator  $L_j = \sqrt{\gamma} |\psi_{j-1}\rangle \langle \psi_j|$  and  $\gamma$  is the coupling constant between the system and environment. The value of  $\hbar/\gamma$  is the typical time of relaxation. If there is a degeneracy  $E_{j-1} = E_j$ , we modify the jump operators as  $L_{j-1} = \sqrt{\gamma/2} |\psi_{j-2}\rangle (\langle \psi_{j-1}| + \langle \psi_j|)$ ,  $L_j = 0$  and  $L_{j+1} = \sqrt{\gamma/2} (|\psi_{j-1}\rangle + |\psi_j\rangle) \langle \psi_{j+1}|$ . We set  $N(\omega_j) = 1/(e^{\omega_j/(k_B T)} - 1)$  with  $\omega_j = E_j - E_{j-1}$  so that the system relaxes to the equilibrium state of  $\mathcal{H}_0$  at temperature

$T$ .

A many-spin model with a spin nematic phase is surely superior to the nano spin model (1) for the purpose of studying magnon-pair resonance. However, there are at least three reasons why the model (1) is expected to capture the essential aspect of a magnon-pair resonance in bulk systems. Firstly, the diffraction limit ( $\sim$  wave length) of THz laser is much larger than the lattice space of magnets and therefore only magnetic excitations around wave number  $\mathbf{k} = \mathbf{0}$  are relevant for laser application. Even bulk magnets have only a few modes around  $\mathbf{k} = \mathbf{0}$  and discrete excitations in the model (1) may be viewed as analogs of these  $\mathbf{k} = \mathbf{0}$  modes. Secondly, positions of two magnons in a single magnon pair are quite close to each other because the attractive force between two magnons stems from short-range exchange interactions. Therefore, excited states with two (one) down spins in the model (1) are analogous to those with a magnon-pair (magnon) in a bulk magnet. The third point, which is most important, is that one can practically take the dissipation effect into account within the Lindblad approximation if the spin system is small enough. For the estimation of realistic spectra of optical responses, small interactions in the target system and those between the system and environment (e.g., magnon-magnon interaction, dipole interaction, spin-phonon coupling, etc.) cannot be negligible. Lindblad approximation phenomenologically describes these effects and makes the system relax to the equilibrium state. For correlated many-spin systems, even finding energy eigenstates is difficult and treating the dissipation effect in such bulk systems is a massively hard task. Moreover, if we continuously apply laser to an isolated many-spin system decoupled to environment, the system is generally heated up. From these arguments, we discuss a magnon-pair resonance by using the nano spin model (1) with the quantum master equation (2). The analysis of spin dynamics in dissipative *many-spin* systems is left to an interesting feature issue.

We note that the magnon-pair band is often located around wave number  $k^\alpha = \pi$  ( $\alpha = x, y$ , or  $z$ ) in *antiferromagnetic* spin-nematic magnets [34–39]. Magnon pairs on such a band seem not to be coupled to applied THz or GHz electromagnetic waves. However, even in those cases, if the crystal symmetry is low enough and the unit cell includes multiple magnetic ions (e.g., due to dimerization), the usual ac Zeeman coupling of THz laser can excite magnon pairs. In addition, if a magneto-electric coupling [57] exists in the spin-nematic magnets, excitations around  $k^\alpha = \pi$  can be often created with laser [11–13, 17, 18].

*Analysis and results.*— Based on the master equation (2), we study laser-driven magnetic resonance in the model (1) with  $J_1 = -2.2$ ,  $J_2 = 1$ ,  $\Delta_1 = \Delta_2 = 0.24$ , and  $H = 0.56$ . We consider the low temperature range of  $k_B T \lesssim 0.1$ . The initial state at  $t = 0$  is set to be

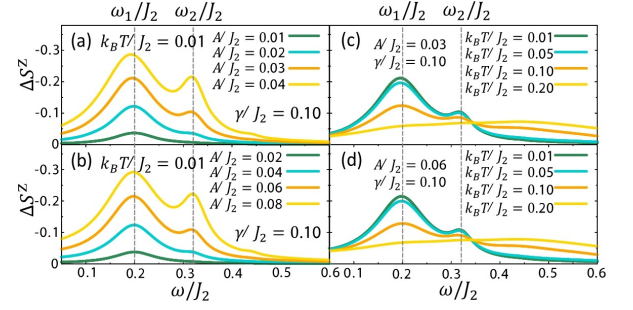


FIG. 3: (Color online) Spectra  $\Delta S^z(\omega)$  for different values of laser strength or temperature in the case of circularly polarized laser (a)(c) and linearly polarized laser (b)(d). Parameters are set to be  $J_1 = -2.2$ ,  $J_2 = 1$ ,  $\Delta_1 = \Delta_2 = 0.24$ , and  $H = 0.56$ . Dotted lines denote the resonant positions at  $\omega = \omega_1$  and  $\omega_2$ .

a polarized equilibrium state with a temperature  $T$  and then we add the ac Zeeman coupling  $\mathcal{H}_{cp}$  or  $\mathcal{H}_{lp}$ . The Lindblad term helps the laser-driven system to return to the equilibrium state at  $T$ . We mainly focus on the low-energy regime of the model (1) shown in Fig. 2(b). One sees from the figure that  $|\psi_1\rangle$ ,  $|\psi_2\rangle$ , and  $|\psi_3\rangle$  have  $S_{tot}^z = 2, 1$ , and  $0$ , respectively. Therefore, we may view  $|\psi_2\rangle$  and  $|\psi_3\rangle$  as magnon and magnon-pair states, respectively. As we mentioned, magnons (magnon-pairs) can be resonantly excited by single photon (two photons). Thus the frequency of the magnon resonance is given by  $\omega_1 = E_2 - E_1 = H - 1.5\Delta_1 = 0.2$ , while that of magnon-pair resonances is  $\omega_2 = (E_3 - E_1)/2 = H - \Delta_1 = 0.32$ , as shown in Fig. 2(b). We will consider the range of laser frequency  $\omega$  including these resonant values  $\omega_1$  and  $\omega_2$ .

One can numerically calculate the expectation value of any operator  $\mathcal{O}$  at arbitrary time  $t$  from the density matrix  $\rho(t)$ :  $\langle \mathcal{O}(t) \rangle = \text{Tr}[\mathcal{O}\rho(t)]$ . Here, we concentrate on the magnetization change between the initial state and the nonequilibrium steady one [56] which is realized by waiting for a long time from the beginning of laser application. Namely, we compute  $\Delta S^z = \langle S_{tot}^z \rangle_{\text{neq}} - \langle S_{tot}^z \rangle_{\text{eq}}$ , where

$$\langle S_{tot}^z \rangle_{\text{neq}} = \frac{1}{\tau_0} \int_{\tau}^{\tau+\tau_0} dt \langle S_{tot}^z(t) \rangle \quad (3)$$

and  $\langle S_{tot}^z \rangle_{\text{eq}}$  is the initial value of  $S_{tot}^z$  at a fixed  $k_B T$ . Here,  $\tau$  and  $\tau_0$  are set to be sufficiently larger than the relaxation time  $\hbar/\gamma$  and the period  $2\pi/\omega$  of laser, respectively. The integration of Eq. (3) is necessary to eliminate the small fluctuation of  $\langle S_{tot}^z(t) \rangle$ , especially, in the case of linearly polarized laser. A large  $|\Delta S^z|$  indicates a large precession motion (i.e., a large transverse magnetization) driven by laser and it means that the system efficiently absorbs photons. Therefore, we can use  $|\Delta S^z|$  as an index of the observability of magnon-pair resonances.

The relaxation time of electron spins in solids is usually

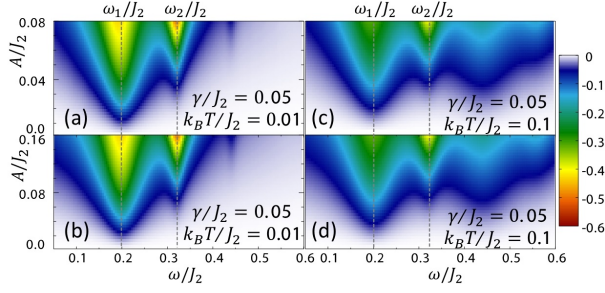


FIG. 4: (Color online) Laser-strength  $A$  and frequency  $\omega$  dependences of the spectra  $\Delta S^z(\omega)$  in the case of circularly polarized laser (a)(c) and linearly polarized one (b)(d). We set  $J_1 = -2.2$ ,  $J_2 = 1$ ,  $\Delta_1 = \Delta_2 = 0.24$ , and  $H = 0.56$ . Dotted lines denote the resonant positions at  $\omega = \omega_1$ , and  $\omega_2$ .

from pico to nano seconds. The current THz-laser technique enables us to utilize intense THz laser pulses with a few Tesla, which corresponds to a few [MV/cm] [1–4]. For the reality, we hence consider the range of  $\gamma \sim 0.01J_2 - 0.1J_2$  and  $A/J_2 \lesssim 0.1$  in the numerical calculation of  $\Delta S^z$ : For instance, for  $J_2/k_B = 10$  [K] (50 [K]),  $\gamma = 0.05J_2$  and  $A = 0.05J_2$  respectively correspond to the relaxation time  $\hbar/\gamma \simeq 15.2$  [ps] (3.0 [ps]) and the ac magnetic field  $h_{ac} \simeq 0.37$  (1.86) Tesla.

Figure 3 shows computed  $\Delta S^z(\omega)$  as a function of  $\omega$ , changing the laser strength  $A$  or temperature  $T$ . We find that when the laser is weak in low  $T$ , only the magnon resonance at  $\omega = \omega_1$  is clearly observed (this corresponds to the standard magnetic resonance), while magnon-pair peaks gradually grow up with increase of  $A$ . One sees that magnon-pair peaks become visible for  $A \gtrsim 0.03J_2$  ( $A \gtrsim 0.06J_2$ ) in the case of circularly (linearly) polarized laser. Therefore the result of Fig. 3 indicates that the magnon-pair resonance can be observed with an available strong laser or electromagnetic wave.

Figure 4 shows  $A$  and  $\omega$  dependences of the laser-induced magnetization  $\Delta S^z$  for both circularly- and linearly-polarized lasers. This figure also tells us that magnon-pair peaks at  $\omega = \omega_2$  are negligibly small for a weak laser or electromagnetic wave, which is sufficient for the linear response (magnon resonance), but they become visible for an intense wave.

In addition to  $\Delta S^z$ , we introduce another index for the visibility of magnon-pair resonances. As shown in Fig. 5(a), we first define  $-\Delta S^z_{\min}$  as the minimum value of  $|\Delta S^z(\omega)|$  in the range between  $\omega = \omega_1$  and  $\omega_2$ . Using it, let us consider the following quantity

$$R(\omega_1, \omega_2) = \frac{\Delta S^z(\omega_2) - \Delta S^z_{\min}}{\Delta S^z(\omega_1) - \Delta S^z_{\min}}. \quad (4)$$

A sufficient large  $R$  means a high possibility of detecting the magnon-pair peak in real experiment. Figure 5(b) draws the contour curve of  $R$  in  $(\gamma, A)$  space, and it

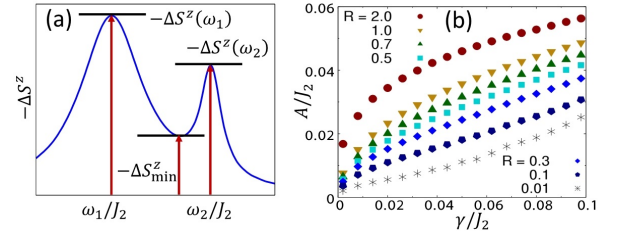


FIG. 5: (Color online) (a) Definition of  $\Delta S^z_{\min}$ . (b) Contour line of the ratio  $R$  of Eq. (4) in  $(\gamma/J_2, A/J_2)$  space in the case of circularly polarized laser. We again set  $J_1 = -2.2$ ,  $J_2 = 1$ ,  $\Delta_1 = \Delta_2 = 0.24$ ,  $H = 0.56$ , and  $k_B T = 0.01$ . We also obtain a similar contour line in the case of linearly polarized laser.

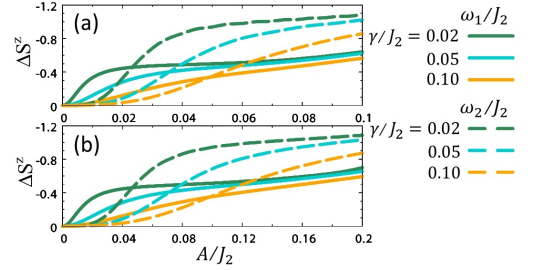


FIG. 6: (Color online) Laser strength dependence of the difference  $\Delta S^z(\omega)$  at the resonant points  $\omega = \omega_1$  and  $\omega_2$ . We use the parameters  $J_1 = -2.2$ ,  $J_2 = 1$ ,  $\Delta_1 = \Delta_2 = 0.24$ ,  $H = 0.56$ , and  $k_B T = 0.01$ .

clearly indicates that a large laser strength  $A$  and a small dissipation constant  $\gamma$  are better for the observation of magnon-pair resonance. If we assume that  $R > 0.1$  is the necessary condition about the observation of the magnon-pair peak, Fig. 5(b) implies that the peak can be observed in the region of  $A \gtrsim 0.3J_2$ .

Finally, we show the laser-strength dependence of  $\Delta S^z$  in Fig. 6. We find that the magnon-resonance peak almost linearly increases with  $A$ , especially, in a weak dissipation regime, whereas the magnon-pair peak exhibits a nonlinear increase in terms of  $A$ . Moreover, the magnon-pair peak becomes comparable to the magnon one if  $A$  is sufficiently strong.

From Figs. 3-6, we conclude that one can observe not only magnon but also magnon-pair resonances in fully-polarized states of spin-nematic magnets if a currently available strong THz laser or electromagnetic wave with  $h_{ac} \sim 0.1 - 1.0$  Tesla is applied.

*Conclusions.*— In summary, we theoretically discussed the observability of magnon-pair resonance in fully-polarized states of spin-nematic magnets. We compute the laser-driven spin dynamics in the frustrated nano spin model of Eq. (1), which is analogous to a bulk spin-nematic magnet, by applying the quantum master equation with a Lindblad type dissipation. Our calculation



strongly indicates that a currently available intense laser with  $h_{ac} \lesssim 1$  Tesla is enough to observe magnon-pair resonances. Besides spin-nematic magnets, bound states of magnons also emerge in a class of frustrated or low-dimensional quantum magnets [58, 59]. Our estimation of the required laser strength for magnon-pair resonances would be applicable to such magnets.

We thank Satoshi Aizawa, Nobuo Furukawa, and Yusuke Yoshimoto for the discussion at the early stage of the present study. We also thank Y. Yoshimoto for drawing Fig. 1(b). M. S. is supported by JSPS KAKENHI Grant No. 17K05513 and a Grant-in-Aid for Scientific Research on Innovative Areas “Quantum Liquid Crystals” (Grant No. JP19H05825).

---

\* Electronic address: masahiro.sato.phys@vc.ibaraki.ac.jp

- [1] H. Hirori, A. Doi, F. Blanchard, and K. Tanaka, *Appl. Phys. Lett.* **98**, 91106 (2011).
- [2] M. Sato, T. Higuchi, N. Kanda, K. Konishi, K. Yoshioka, T. Suzuki, K. Misawa and M. Kuwata-Gonokami, *Nat. Photo.* **7**, 724 (2013).
- [3] S. S. Dhillon, M. S. Vitiello, E. H. Linfield, A. G. Davies, M. C. Hoffmann, J. Booske, C. Paoloni, M. Gensch, P. Weightman, G. P. Williams, E. Castro-Camus, D. R. S. Cumming, F. Simoons, I. Escorcia-Carranza, J. Grant, S. Lucyszyn, M. Kuwata-Gonokami, K. Konishi, M. Koch, C. A. Schmuttenmaer *et al.*, *J. Phys. D: Appl. Phys.* **50**, 43001 (2017).
- [4] B. Liu, H. Bromberger, A. Cartella, T. Gebert, M. F’orst, and A. Cavalleri, *Opt. Lett.* **42**, 129 (2017).
- [5] P. Némec, M. Fiebig, T. Kampfrath and A. V. Kimel, *Nature Phys.* **14**, 229 (2018).
- [6] A. Kirilyuk, A. V. Kimel, and T. Rasing, *Rev. Mod. Phys.* **82**, 2731 (2010).
- [7] *Spin Current*, edited by S. Maekawa, S. O. Valenzuela, E. Saitoh, and T. Kimura (Oxford University Press, Oxford, England, 2012).
- [8] Y. Mukai, H. Hirori, T. Yamamoto, H. Kageyama, and K. Tanaka, *New J. Phys.* **18**, 13045 (2016).
- [9] S. Baierl, J. H. Mentink, M. Hohenleutner, L. Braun, T.-M. Do, C. Lange, A. Sell, M. Fiebig, G. Woltersdorf, T. Kampfrath, and R. Huber, *Phys. Rev. Lett.* **117**, 197201 (2016).
- [10] J. Lu, X. Li, H. Y. Hwang, B. K. Ofori-Okai, T. Kurihara, T. Suemoto, and K. A. Nelson, *Phys. Rev. Lett.* **118**, 207204 (2017).
- [11] A. Pimenov, A. A. Mukhin, V. Y. Ivanov, V. D. Travkin, A. M. Balbashov, and A. Loidl, *Nat. Phys.* **2**, 97 (2006).
- [12] Y. Takahashi, R. Shimano, Y. Kaneko, H. Murakawa, and Y. Tokura, *Nat. Phys.* **8**, 121 (2011).
- [13] T. Kubacka, J. A. Johnson, M. C. Hoffmann, C. Vicario, S. de Jong, P. Beaud, S. Gr’ubel, S.-W. Huang, L. Huber, L. Patthey, Y.-D. Chuang, J. J. Turner, G. L. Dakovski, W.-S. Lee, M. P. Minitti, W. Schlotter, R. G. Moore, C. P. Hauri, S. M. Koohpayeh, V. Scagnoli, G. Ingold, S. L. Johnson, and U. Staub, *Science* **343**, 1333 (2014).
- [14] A. A. Sirenko, P. Marsik, C. Bernhard, T. N. Stanislavchuk, V. Kiryukhin, and S.-W. Cheong, *Phys. Rev. Lett.* **122**, 237401 (2019).
- [15] S. Takayoshi, H. Aoki, and T. Oka, *Phys. Rev. B* **90**, 085150 (2014).
- [16] S. Takayoshi, M. Sato, and T. Oka, *Phys. Rev. B* **90**, 214413 (2014).
- [17] M. Sato, Y. Sasaki, and T. Oka, arXiv:1404.2010.
- [18] M. Sato, S. Takayoshi, and T. Oka, *Phys. Rev. Lett.* **117**, 147202 (2016).
- [19] S. Higashikawa, H. Fujita, and M. Sato, arXiv:1810.01103.
- [20] J. H. Mentink, K. Balzer, and M. Eckstein, *Nature Commun.* **6**, 6708 (2015).
- [21] K. Takasan, and M. Sato, *Phys. Rev. B* **100**, 060408(R) (2019).
- [22] M. Mochizuki and N. Nagaosa, *Phys. Rev. Lett.* **105**, 147202 (2010).
- [23] W. Koshibae and N. Nagaosa, *Nature Commun.* **5**, 5148 (2014).
- [24] H. Fujita, and M. Sato, *Phys. Rev. B* **95**, 054421 (2017).
- [25] H. Fujita, and M. Sato, *Phys. Rev. B* **96**, 060407(R) (2017).
- [26] H. Fujita, and M. Sato, *Sci. Rep.* **8**, 15738 (2018).
- [27] H. Fujita, Y. Tada, and M. Sato, *New J. Phys.* **21**, 073010 (2019).
- [28] H. Ishizuka and M. Sato, *Phys. Rev. Lett.* **122**, 197702 (2019).
- [29] H. Ishizuka and M. Sato, *Phys. Rev. B* **100**, 224411 (2019).
- [30] T. N. Ikeda and M. Sato, *Phys. Rev. B* **100**, 214424 (2019).
- [31] S. Takayoshi, Y. Murakami, and P. Werner, *Phys. Rev. B* **99**, 184303 (2019).
- [32] A. V. Chubukov, *Phys. Rev. B* **44**, 4693(R) (1991).
- [33] K. Penc and A. M. L’auchli, *Introduction to Frustrated Magnetism*, edited by C. Lacroix, P. Mendels, and F. Mila (Springer, Berlin, 2011), p. 331.
- [34] N. Shannon, T. Momoi, and P. Sindzingre, *Phys. Rev. Lett.* **96**, 027213 (2006).
- [35] L. Kecke, T. Momoi, and A. Furusaki, *Phys. Rev. B* **76**, 060407(R) (2007).
- [36] H. T. Ueda and K. Totsuka, *Phys. Rev. B* **80**, 014417 (2009).
- [37] M. E. Zhitomirsky and H. Tsunetsugu, *Europhys. Lett.* **92**, 37001 (2010).
- [38] M. Sato, T. Momoi, and A. Furusaki, *Phys. Rev. B* **79**, 060406(R) (2009).
- [39] M. Sato, T. Hikihara, and T. Momoi, *Phys. Rev. B* **83**, 064405 (2011).
- [40] K. Nawa, M. Takigawa, M. Yoshida, and K. Yoshimura, *J. Phys. Soc. Jpn.* **82**, 094709 (2013).
- [41] N. B’uttgen, K. Nawa, T. Fujita, M. Hagiwara, P. Kuhns, A. Prokofiev, A. P. Reyes, L. E. Svistov, K. Yoshimura, and M. Takigawa, *Phys. Rev. B* **90**, 134401 (2014).
- [42] K. Matsui, A. Yagi, Y. Hoshino, S. Atarashi, M. Hase, T. Sasaki, and T. Goto, *Phys. Rev. B* **96**, 220402(R) (2017).
- [43] K. Nawa, M. Yoshida, M. Takigawa, Y. Okamoto, and Z. Hiroi, *Phys. Rev. B* **96**, 174433 (2017).
- [44] H.-J. Grafe, S. Nishimoto, M. Iakovleva, E. Vavilova, L. Spillecke, A. Alfonsov, M.-I. Sturza, S. Wurmehl, H. Nojiri, H. Rosner, J. Richter, U. K. R’oßler, S.-L. Drechsler, V. Kataev, and B. B’uchner, *Sci. Rep.* **7**, 6720 (2017).
- [45] T. Masuda, M. Hagihala, Y. Kondoh, K. Kaneko, and N. Metoki, *J. Phys. Soc. Jpn.* **80**, 113705 (2011).

- [46] M. Mourigal, M. Enderle, B. Fak, R. K. Kremer, J. M. Law, A. Schneidewind, A. Hiess, and A. Prokofiev, *Phys. Rev. Lett.* **109**, 027203 (2012).
- [47] D. Hirobe, M. Sato, M. Hagihala, Y. Shiomi, T. Masuda, and E. Saitoh, *Phys. Rev. Lett.* **123**, 117202 (2019).
- [48] R. Shindou, S. Yunoki, and T. Momoi, *Phys. Rev. B* **87**, 054429 (2013).
- [49] A. Smerald and N. Shannon, *Phys. Rev. B* **88**, 184430 (2013).
- [50] S. C. Furuya and T. Momoi, *Phys. Rev. B* **97**, 104411 (2018).
- [51] H. T. Ueda and K. Totsuka, *Phys. Rev. B* **76**, 214428 (2007).
- [52] See Supplementary Material.
- [53] H.-P. Breuer and F. Petruccione, *The Theory of Open Quantum Systems* (Oxford University Press, Oxford, 2007).
- [54] G. Lindblad, *Commun. Math. Phys.* **48**, 119 (1976).
- [55] V. Gorini, A. Kossakowski, and E.C.G. Sudarshan, *J. Math. Phys.* **17**, 821 (1976).
- [56] T. N. Ikeda, and M. Sato, arXiv:2003.02876.
- [57] Y. Tokura, S. Seki, and N. Nagaosa, *Rep. Prog. Phys.* **77**, 076501 (2014).
- [58] *Introduction to Frustrated Magnetism*, edited by C. Lacroix, P. Mendels, and F. Mila (Springer, Berlin, 2011),
- [59] A. O. Gogolin, A. A. Nersesyan, and A. M. Tsvelik, *Bosonization and Strongly Correlated Systems* (Cambridge University Press, 2008).

# Supplemental Material: Two-photon driven magnon-pair resonance as a signature for spin-nematic orders

Masahiro Sato<sup>1</sup> and Yoshitaka Morisaku<sup>2</sup>

<sup>1,2</sup>*Department of Physics, Ibaraki University, Mito, Ibaraki 310-8512, Japan*

## ENERGY EIGENSTATES FOR MODEL (1)

In this section, we explain the details of energy eigenstates of the frustrated four-spin model (1) we study in the main text. The Hamiltonian is

$$\mathcal{H}_0 = \sum_{j=1}^4 (J_1 \mathbf{S}_j \cdot \mathbf{S}_{j+1} + \Delta_1 S_j^z S_{j+1}^z) + \sum_{j=1,2} (J_2 \mathbf{S}_j \cdot \mathbf{S}_{j+2} + \Delta_2 S_j^z S_{j+2}^z) - H S_{\text{tot}}^z. \quad (\text{S1})$$

For the analysis of Eq. (S1), we introduce three composite spins,

$$\mathbf{S}_{\text{tot}} = \mathbf{S}_1 + \mathbf{S}_2 + \mathbf{S}_3 + \mathbf{S}_4, \quad (\text{S2})$$

$$\mathbf{S}_\alpha = \mathbf{S}_1 + \mathbf{S}_3, \quad (\text{S3})$$

$$\mathbf{S}_\beta = \mathbf{S}_2 + \mathbf{S}_4. \quad (\text{S4})$$

Using these spins, we can rewrite the Hamiltonian (S1) as

$$\mathcal{H}_0 = \frac{J_1}{2} \mathbf{S}_{\text{tot}}^2 + \frac{1}{2} (J_2 - J_1) (\mathbf{S}_\alpha^2 + \mathbf{S}_\beta^2) - \frac{3}{2} J_2 + \frac{\Delta_1}{2} S_{\text{tot}}^{z^2} + \frac{1}{2} (\Delta_2 - \Delta_1) (S_\alpha^{z^2} + S_\beta^{z^2}) - \frac{\Delta_2}{2} - H S_{\text{tot}}^z, \quad (\text{S5})$$

where we have used the equality  $\mathbf{S}^2 = \frac{3}{4}$  for spin- $\frac{1}{2}$  operator (We use the unit of  $\hbar = 1$ ). Hereafter, we will ignore the constants  $-\frac{3}{2}J_2$  and  $-\frac{1}{2}\Delta_2$  in the Hamiltonian.

First, we consider the SU(2)-symmetric case of  $\Delta_{1,2} = 0$ , in which the Hamiltonian is given by

$$\mathcal{H}_0(\Delta_{1,2} = 0) \equiv \mathcal{H}_{\text{su2}} = \frac{J_1}{2} \mathbf{S}_{\text{tot}}^2 + \frac{1}{2} (J_2 - J_1) (\mathbf{S}_\alpha^2 + \mathbf{S}_\beta^2) - H S_{\text{tot}}^z. \quad (\text{S6})$$

This model has been analyzed in Ref. [51]. The energy eigenvalues and eigenstates are classified by using four quantum numbers,  $S_{\text{tot}}$  (magnitude of total spin  $\mathbf{S}_{\text{tot}}$ ),  $M$  ( $z$  component of total spin  $\mathbf{S}_{\text{tot}}$ ),  $S_\alpha$  (magnitude of  $\mathbf{S}_\alpha$ ) and  $S_\beta$  (magnitude of  $\mathbf{S}_\beta$ ). Namely, the eigenstates are described as  $|\mathbf{S}_\alpha, \mathbf{S}_\beta; S_{\text{tot}}, M\rangle$ . 16 eigenstates include a spin-quintet  $|1, 1; 2, M\rangle$ , three spin-triplets  $\{|1, 0; 1, M\rangle, |0, 1; 1, M\rangle, |1, 1; 1, M\rangle\}$ , and two spin-singlets  $\{|0, 0; 0, 0\rangle, |1, 1; 0, 0\rangle\}$ . Table S1 represents these wavefunctions with bases  $|S_1^z, S_2^z, S_3^z, S_4^z\rangle$ , where  $S_n^z$  takes  $\uparrow$  or  $\downarrow$ , and the corresponding eigen energies  $E(S_\alpha, S_\beta; S, M)$ . We find that two triplets  $|1, 0; 1, M\rangle$  and  $|0, 1; 1, M\rangle$  are degenerate. In what follows, for simplicity, we re-name  $|1, 1; 2, M\rangle$ ,  $|1, 0; 1, M\rangle$ ,  $|0, 1; 1, M\rangle$ ,  $|1, 1; 1, M\rangle$ ,  $|0, 0; 0, 0\rangle$ , and  $|1, 1; 0, 0\rangle$  as  $|2, M\rangle$ ,  $|1, M\rangle_1$ ,  $|1, M\rangle_2$ ,  $|1, M\rangle_3$ ,  $|0, 0\rangle_1$ , and  $|0, 0\rangle_2$ , respectively.

Next, we consider the anisotropic case with a finite value of  $\Delta_{1,2}$  that is the main target of the present study. In particular, for simplicity, we focus on the case of  $\Delta_1 = \Delta_2$ , whose Hamiltonian is given by

$$\mathcal{H}_0(\Delta_1 = \Delta_2) \equiv \mathcal{H}_1 = \frac{J_1}{2} \mathbf{S}_{\text{tot}}^2 + \frac{1}{2} (J_2 - J_1) (\mathbf{S}_\alpha^2 + \mathbf{S}_\beta^2) + \frac{\Delta_1}{2} S_{\text{tot}}^{z^2} - H S_{\text{tot}}^z, \quad (\text{S7})$$

Here, we have already eliminated the constant terms. In this case, all the eigenstates of the SU(2) model  $\mathcal{H}_{\text{su2}}$  are still those of  $\mathcal{H}_1$ . We summarize the eigenstates and eigenvalues of the anisotropic model  $\mathcal{H}_1$  in Table S2. One can see that two triplets  $|1, 0; 1, M\rangle$  and  $|0, 1; 1, M\rangle$  are still degenerate.

As we mentioned in the main text, we consider the field-driven fully polarized state. Figure S1 shows the field dependence of energies in the model (S7). If we apply a sufficiently strong field  $H$ , the fully polarized state  $|2, 2\rangle$  becomes the ground state. In the main text, we set the parameters as  $J_1 = -2.2$ ,  $J_2 = 1$ ,  $\Delta_1 = \Delta_2 = 0.24$ , and  $H = 0.56$ , in which the ground state  $|\psi_1\rangle$  is fully polarized. Energy eigenstates  $\{|\psi_n\rangle\}$  and eigenvalues  $\{E_n\}$  ( $n = 1 - 16$ ) at this parameter set are given in Table S3. From this table, we see that the magnon and magnon-pair

TABLE S1: Energy eigenstates  $|S_\alpha, S_\beta; S, M\rangle$  and eigenvalues  $E(S_\alpha, S_\beta; S, M)$  of the SU(2)-symmetric model (S6) with  $\Delta_{1,2} = 0$ . We have eliminated the common constant  $-\frac{3}{2}J_2$  from  $E(S_\alpha, S_\beta; S, M)$ .

Total spin $S_{\text{tot}}$	$ S_\alpha, S_\beta; S, M\rangle$	Representation with bases $ S_1^z, S_2^z, S_3^z, S_4^z\rangle$	Energy $E(S_\alpha, S_\beta; S, M)$
quintet	$ 1, 1; 2, 2\rangle$	$ \uparrow\uparrow\uparrow\uparrow\rangle$	$J_1 + 2J_2 - 2H$
	$ 1, 1; 2, 1\rangle$	$\frac{1}{2}( \uparrow\uparrow\uparrow\downarrow\rangle +  \uparrow\uparrow\downarrow\uparrow\rangle +  \uparrow\downarrow\uparrow\uparrow\rangle +  \downarrow\uparrow\uparrow\uparrow\rangle)$	$J_1 + 2J_2 - H$
	$ 1, 1; 2, 0\rangle$	$\frac{1}{\sqrt{6}}( \uparrow\uparrow\downarrow\downarrow\rangle +  \uparrow\uparrow\downarrow\uparrow\rangle +  \uparrow\downarrow\downarrow\uparrow\rangle +  \downarrow\uparrow\downarrow\uparrow\rangle +  \downarrow\downarrow\uparrow\uparrow\rangle +  \downarrow\downarrow\uparrow\downarrow\rangle)$	$J_1 + 2J_2$
	$ 1, 1; 2, -1\rangle$	$\frac{1}{2}( \downarrow\downarrow\uparrow\downarrow\rangle +  \downarrow\downarrow\uparrow\uparrow\rangle +  \uparrow\downarrow\downarrow\downarrow\rangle +  \downarrow\uparrow\downarrow\downarrow\rangle)$	$J_1 + 2J_2 + H$
	$ 1, 1; 2, -2\rangle$	$ \downarrow\downarrow\downarrow\downarrow\rangle$	$J_1 + 2J_2 + 2H$
triplet	$ 1, 0; 1, 1\rangle$	$\frac{1}{\sqrt{2}}( \uparrow\uparrow\uparrow\downarrow\rangle -  \uparrow\downarrow\uparrow\uparrow\rangle)$	$J_2 - H$
	$ 1, 0; 1, 0\rangle$	$\frac{1}{2}( \uparrow\uparrow\downarrow\downarrow\rangle -  \uparrow\downarrow\downarrow\uparrow\rangle +  \downarrow\uparrow\downarrow\downarrow\rangle -  \downarrow\downarrow\uparrow\uparrow\rangle)$	$J_2$
	$ 1, 0; 1, -1\rangle$	$\frac{1}{\sqrt{2}}( \downarrow\uparrow\downarrow\downarrow\rangle -  \downarrow\downarrow\uparrow\uparrow\rangle)$	$J_2 + H$
	$ 0, 1; 1, 1\rangle$	$\frac{1}{\sqrt{2}}( \uparrow\uparrow\downarrow\uparrow\rangle -  \downarrow\uparrow\uparrow\uparrow\rangle)$	$J_2 - H$
	$ 0, 1; 1, 0\rangle$	$\frac{1}{2}( \uparrow\uparrow\downarrow\downarrow\rangle +  \uparrow\downarrow\downarrow\uparrow\rangle -  \downarrow\uparrow\downarrow\downarrow\rangle -  \downarrow\downarrow\uparrow\uparrow\rangle)$	$J_2$
	$ 0, 1; 1, -1\rangle$	$\frac{1}{\sqrt{2}}( \uparrow\downarrow\downarrow\downarrow\rangle -  \downarrow\downarrow\uparrow\downarrow\rangle)$	$J_2 + H$
	$ 1, 1; 1, 1\rangle$	$\frac{1}{2}( \uparrow\uparrow\uparrow\downarrow\rangle +  \uparrow\downarrow\uparrow\uparrow\rangle -  \uparrow\uparrow\downarrow\uparrow\rangle -  \downarrow\uparrow\uparrow\uparrow\rangle)$	$-J_1 + 2J_2 - H$
	$ 1, 1; 1, 0\rangle$	$\frac{1}{\sqrt{2}}( \uparrow\downarrow\uparrow\downarrow\rangle -  \downarrow\uparrow\downarrow\uparrow\rangle)$	$-J_1 + 2J_2$
	$ 1, 1; 1, -1\rangle$	$\frac{1}{2}( \downarrow\uparrow\downarrow\downarrow\rangle +  \downarrow\downarrow\uparrow\uparrow\rangle -  \uparrow\downarrow\downarrow\downarrow\rangle -  \downarrow\downarrow\uparrow\downarrow\rangle)$	$-J_1 + 2J_2 + H$
singlet	$ 0, 0; 0, 0\rangle$	$\frac{1}{2}( \uparrow\uparrow\downarrow\downarrow\rangle -  \uparrow\downarrow\downarrow\uparrow\rangle -  \downarrow\uparrow\downarrow\downarrow\rangle +  \downarrow\downarrow\uparrow\uparrow\rangle)$	0
	$ 1, 1; 0, 0\rangle$	$\frac{1}{\sqrt{3}}( \uparrow\downarrow\uparrow\downarrow\rangle -  \downarrow\uparrow\downarrow\uparrow\rangle - \frac{1}{2}( \uparrow\uparrow\downarrow\downarrow\rangle +  \uparrow\downarrow\downarrow\uparrow\rangle +  \downarrow\uparrow\downarrow\downarrow\rangle +  \downarrow\downarrow\uparrow\uparrow\rangle))$	$-2J_1 + 2J_2$

TABLE S2: Energy eigenstates and eigenvalues of the anisotropic model  $\mathcal{H}_1$  with  $\Delta_1 = \Delta_2$ . We have eliminated the common constant  $-\frac{3}{2}J_2 - \frac{1}{2}\Delta_1$  from the energies.

Total spin	Eigen-states $ S, M\rangle_q$	Eigen-energies
quintet	$ 2, 2\rangle$	$J_1 + 2J_2 + 2\Delta_1 - 2H$
	$ 2, 1\rangle$	$J_1 + 2J_2 + \frac{1}{2}\Delta_1 - H$
	$ 2, 0\rangle$	$J_1 + 2J_2$
	$ 2, -1\rangle$	$J_1 + 2J_2 + \frac{1}{2}\Delta_1 + H$
	$ 2, 2\rangle$	$J_1 + 2J_2 + 2\Delta_1 + 2H$
triplet	$ 1, 1\rangle_1$	$J_2 + \frac{1}{2}\Delta_1 - H$
	$ 1, 0\rangle_1$	$J_2$
	$ 1, -1\rangle_1$	$J_2 + \frac{1}{2}\Delta_1 + H$
	$ 1, 1\rangle_2$	$J_2 + \frac{1}{2}\Delta_1 - H$
	$ 1, 0\rangle_2$	$J_2$
	$ 1, -1\rangle_2$	$J_2 + \frac{1}{2}\Delta_1 + H$
	$ 1, 1\rangle_3$	$-J_1 + 2J_2 + \frac{1}{2}\Delta_1 - H$
	$ 1, 0\rangle_3$	$-J_1 + 2J_2$
	$ 1, -1\rangle_3$	$-J_1 + 2J_2 + \frac{1}{2}\Delta_1 + H$
singlet	$ 0, 0\rangle_1$	0
	$ 0, 0\rangle_2$	$-2J_1 + 2J_2$

resonance frequencies,  $\omega_1$  and  $\omega_2$ , are estimated as

$$\omega_1 = E_2 - E_1 = H - \frac{3}{2}\Delta_1 = 0.2, \quad (\text{S8})$$

$$\omega_2 = (E_3 - E_1)/2 = H - \Delta_1 = 0.32. \quad (\text{S9})$$



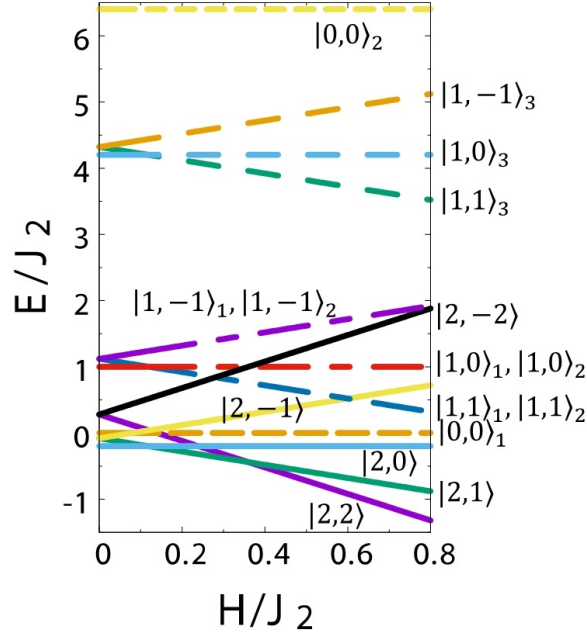


FIG. S1: Magnetic-field dependence of eigen energies in the model (S7) with  $J_1 = -2.2$ ,  $J_2 = 1.0$ , and  $\Delta_1 = \Delta_2 = 2.4$ . We have eliminated the common constant  $-\frac{3}{2}J_2 - \frac{1}{2}\Delta_1$ .

TABLE S3: Energy eigenstate and eigenvalues of the model (S7) at  $J_1 = -2.2$ ,  $J_2 = 1.0$ ,  $\Delta_1 = \Delta_2 = 0.24$ , and  $H = 0.56$ .

State $ S, M\rangle$	Energy
$ \psi_1\rangle =  2, 2\rangle$	$E_1 = -0.84$
$ \psi_2\rangle =  2, 1\rangle$	$E_2 = -0.64$
$ \psi_3\rangle =  2, 0\rangle$	$E_3 = -0.2$
$ \psi_4\rangle =  0, 0\rangle_1$	$E_4 = -0.0$
$ \psi_5\rangle =  2, -1\rangle$	$E_5 = 0.48$
$ \psi_6\rangle =  1, 1\rangle_1$	$E_6 = 0.56$
$ \psi_7\rangle =  1, 1\rangle_2$	$E_7 = 0.56$
$ \psi_8\rangle =  1, 0\rangle_1$	$E_8 = 1.0$
$ \psi_9\rangle =  1, 0\rangle_2$	$E_9 = 1.0$
$ \psi_{10}\rangle =  2, -2\rangle$	$E_{10} = 1.4$
$ \psi_{11}\rangle =  1, -1\rangle_1$	$E_{11} = 1.68$
$ \psi_{12}\rangle =  1, -1\rangle_2$	$E_{12} = 1.68$
$ \psi_{13}\rangle =  1, 1\rangle_3$	$E_{13} = 3.78$
$ \psi_{14}\rangle =  1, 0\rangle_3$	$E_{14} = 4.2$
$ \psi_{15}\rangle =  1, -1\rangle_3$	$E_{15} = 4.88$
$ \psi_{16}\rangle =  0, 0\rangle_2$	$E_{16} = 6.4$

### AC ZEEMAN COUPLING

In this section, we show the matrix form of ac Zeeman coupling driven by applied laser or electromagnetic wave. The ac magnetic fields of circularly and linearly polarized laser are respectively represented as

$$\mathbf{H}_c(t) = A(\cos(\omega t), \sin(\omega t), 0), \quad \mathbf{H}_\ell(t) = A(\cos(\omega t), 0, 0), \quad (\text{S10})$$

where  $A = g\mu_B h_{ac}$  and  $\omega$  is the laser frequency. Then, the ac Zeeman couplings for circularly and linearly polarized lasers are respectively defined as

$$\begin{aligned} \mathcal{H}_{cp}(t) &= \mathbf{H}_c(t) \cdot \mathbf{S}_{\text{tot}} = \frac{A}{2} (e^{-i\omega t} S_{\text{tot}}^+ + e^{i\omega t} S_{\text{tot}}^-), \\ \mathcal{H}_{lp}(t) &= \mathbf{H}_\ell(t) \cdot \mathbf{S}_{\text{tot}} = \frac{A}{2} \cos(\omega t) (S_{\text{tot}}^+ + S_{\text{tot}}^-). \end{aligned} \quad (\text{S11})$$

In both cases of circularly and linearly polarizations, the matrix form of the ac Zeeman couplings are written as the following type:

$$\mathcal{H}_{ac} = \begin{pmatrix} \mathcal{H}_{ac}^q & 0 & 0 & 0 & 0 \\ 0 & \mathcal{H}_{ac}^{t1} & 0 & 0 & 0 \\ 0 & 0 & \mathcal{H}_{ac}^{t2} & 0 & 0 \\ 0 & 0 & 0 & \mathcal{H}_{ac}^{t3} & 0 \\ 0 & 0 & 0 & 0 & \mathcal{H}_{ac}^s \end{pmatrix}. \quad (\text{S12})$$

Here, the first, second,  $\dots$ , and 16th lines (or columns) respectively correspond to the quintet  $|2, M\rangle$ , three triplets  $|1, M\rangle_1$ ,  $|1, M\rangle_2$ ,  $|1, M\rangle_3$ , and two singlets  $|0, 0\rangle_1$ ,  $|0, 0\rangle_2$ .

In the circularly polarized case, the quintet part is given by

$$\mathcal{H}_{ac}^q = A \begin{pmatrix} 0 & e^{i\omega t} & 0 & 0 & 0 \\ e^{-i\omega t} & 0 & \frac{\sqrt{6}}{2} e^{i\omega t} & 0 & 0 \\ 0 & \frac{\sqrt{6}}{2} e^{-i\omega t} & 0 & \frac{\sqrt{6}}{2} e^{i\omega t} & 0 \\ 0 & 0 & \frac{\sqrt{6}}{2} e^{-i\omega t} & 0 & e^{i\omega t} \\ 0 & 0 & 0 & e^{-i\omega t} & 0 \end{pmatrix}, \quad (\text{S13})$$

and the triplet parts are

$$\mathcal{H}_{ac}^{t1} = \mathcal{H}_{ac}^{t2} = \mathcal{H}_{ac}^{t3} = \frac{A}{\sqrt{2}} \begin{pmatrix} 0 & e^{i\omega t} & 0 \\ e^{-i\omega t} & 0 & e^{i\omega t} \\ 0 & e^{-i\omega t} & 0 \end{pmatrix}. \quad (\text{S14})$$

The singlet part of the  $2 \times 2$  matrix  $\mathcal{H}_{ac}^s$  is equal to null matrix  $\mathbf{0}$ .

Similarly, the matrix form of the ac Zeeman term for linearly polarized laser are given by

$$\mathcal{H}_{ac}^q = A \begin{pmatrix} 0 & \cos(\omega t) & 0 & 0 & 0 \\ \cos(\omega t) & 0 & \frac{\sqrt{6}}{2} \cos(\omega t) & 0 & 0 \\ 0 & \frac{\sqrt{6}}{2} \cos(\omega t) & 0 & \frac{\sqrt{6}}{2} \cos(\omega t) & 0 \\ 0 & 0 & \frac{\sqrt{6}}{2} \cos(\omega t) & 0 & \cos(\omega t) \\ 0 & 0 & 0 & \cos(\omega t) & 0 \end{pmatrix}, \quad (\text{S15})$$

$$\mathcal{H}_{ac}^{t1} = \mathcal{H}_{ac}^{t2} = \mathcal{H}_{ac}^{t3} = \frac{A}{\sqrt{2}} \begin{pmatrix} 0 & \cos(\omega t) & 0 \\ \cos(\omega t) & 0 & \cos(\omega t) \\ 0 & \cos(\omega t) & 0 \end{pmatrix}, \quad (\text{S16})$$

and  $\mathcal{H}_{ac}^s = \mathbf{0}$ . Employing these matrices and the master equation, we can numerically compute the time evolution of

the density matrix of the model (S7) with ac Zeeman coupling.