

Contribution of Flares from Tidal Disruption of Stars to high-redshift AGN

Hamsa Padmanabhan¹ and Abraham Loeb²

¹ Département de Physique Théorique, Université de Genève
24 quai Ernest-Ansermet, CH 1211 Genève 4, Switzerland
e-mail: hamsa.padmanabhan@unige.ch

² Astronomy department, Harvard University
60 Garden Street, Cambridge, MA 02138, USA
e-mail: aloeb@cfa.harvard.edu

ABSTRACT

We explore the contributions of Tidal Disruption Events (TDEs) to the flares in Active Galactic Nuclei (AGN) at high redshifts. Using the latest data available from X-ray and optical observations of high-redshift galaxies, in combination with the evolution of their central supermassive black holes, we calculate the contribution of TDE to AGNs as a function of their luminosities. We find that at low redshifts ($z < 1$), a few percent of all AGN with bolometric luminosities $L_{\text{Bol}} \lesssim 10^{44} \text{ erg s}^{-1}$ may be attributable to possible TDEs. However, this fraction can significantly increase at earlier cosmic times, including up to several tens of percent of the population of AGN at $z \gtrsim 3$. TDEs may comprise a significant fraction of the Compton-Thick (CT) AGN population at $z \gtrsim 3$. The above findings motivate further calibration with upcoming X-ray missions and spectroscopic surveys targeting TDE-AGN.

Key words. galaxies: active - galaxies: high-redshift - (galaxies:) quasars: supermassive black holes

1. Introduction

Supermassive black holes (SMBHs) are known to exist at the centres of galaxies (for reviews, see, e.g., Kormendy & Ho 2013; Graham 2016). The luminosity function of Active Galactic Nuclei (AGN) constrains the growth of SMBHs that accrete at high efficiencies for extended periods of time. However, the majority of galactic nuclei are dormant, and low luminosity AGN are difficult to study due to incomplete knowledge of their accretion processes. One of the major unsolved problems in AGN research involves the fuelling of low-luminosity AGN (e.g., Martini 2004) and the growth history of SMBHs in the early universe.

A key contribution to the fuelling of AGN, especially at low luminosities, could be due to Tidal Disruption Events (TDEs). These occur when stars are deflected to a distance where they are shredded by the tidal force of the supermassive black hole when it exceeds their self-gravity (Rees 1988; Hills 1975). A significant fraction (roughly one-half) of the tidally disrupted stellar material is subsequently accreted on to the central black hole, producing a luminous flare at typically super-Eddington efficiencies (e.g., Loeb & Ulmer 1997; Kara et al. 2016). The characteristic temporal signature of a TDE is the fall-off of the initial flare with time t over a period of months to years (e.g., Strubbe & Quataert 2009) as $t^{-5/3}$. However, if the mass of the central black hole exceeds¹ about $10^8 M_{\odot}$, a solar-type star is swallowed whole (Kesden 2012), with no radiation being produced.

So far, there have been approximately 83 observed flares that may be consistent with possible TDEs², spanning the radio, optical, UV, hard X-ray and soft X-ray bands (e.g., Bloom et al. 2011; Levan et al. 2011; Cenko et al. 2012; van Velzen et al. 2011; Gezari et al. 2012; Alexander et al. 2020; van Velzen et al. 2021). The number is expected to increase by orders of magnitude with current and upcoming surveys, e.g. the Panoramic Survey Telescope and Rapid Response System (PanSTARRS³), the Zwicky Transient Factory (ZTF⁴) and the Rubin Observatory Legacy Survey of Space and Time (LSST⁵). Detailed simulations have been used to evaluate the dominant physical processes governing TDE flares in different host galaxies (e.g., Stone & Loeb 2011, 2012; Stone & Metzger 2016; Guillochon & Ramirez-Ruiz 2015). It is believed that TDEs likely contributed to the fuelling and growth of Intermediate Mass Black Holes (IMBHs), which are considered the ‘missing link’ between stellar mass black holes and SMBHs (e.g., Sakurai et al. 2019; Fialkov & Loeb 2017; Alexander & Bar-Or 2017) and may have recently been discovered as the remnant of the GW190521 merger ($150 M_{\odot}$; LIGO Scientific Collaboration & Virgo Collaboration 2020a,b). Stars swallowed whole still contributed to the growth of SMBHs above $10^8 M_{\odot}$. TDEs could make a significant contribution to the observed Changing-Look (CL) phenomenon in AGN, as noted by Merloni et al. (2015), and also explain recent trends seen in Compton-Thick (CT) AGN (Lanzuisi et al. 2018). Observations of TDEs at high redshifts, therefore,

¹ A fully general relativistic calculation finds that the maximum mass required for tidal disruption to occur (Hills 1975) is about a few times $10^8 M_{\odot}$ for a spinning black hole, compared to about a few times $10^7 M_{\odot}$ obtained by analytical calculations for non-spinning black holes (e.g., Rossi et al. 2020).

² A live catalog of observed TDE events is provided in <https://tde.space/statistics/host-galaxies/>

³ <http://pan-starrs.ifa.hawaii.edu/public/>

⁴ <https://www.ztf.caltech.edu/>

⁵ <http://www.lsst.org>

provide valuable clues towards understanding the origin of the first black holes in the universe.

In this Letter, we use an empirical approach for constraining the contribution of TDEs to fuelling AGN at early times. We extend the locally inferred relations between the central black hole mass and stellar mass of the host galaxy to high redshifts (Kormendy & Ho 2013; Nobuta et al. 2012; Caplar et al. 2015) to study the fraction of TDEs that may be expected to contribute to AGN of various bolometric luminosities as a function of redshift. We explore the dependence of these results on specific AGN populations, such as Changing-Look Quasars (CLQs; e.g. MacLeod et al. 2019; Yang et al. 2018; Stern et al. 2018; Ross et al. 2018) and Compton Thick (CT; e.g. Malizia et al. 2009; Baloković et al. 2014; Marchesi et al. 2018) AGN. Our results provide a useful benchmark in combining the high-redshift TDE data anticipated from upcoming time domain optical surveys (such as LSST) with those from X-ray studies of AGN populations. Further, these findings can also be used to place important constraints on the expected gravitational wave event rates associated with binary IMBH and SMBH mergers, detectable by the forthcoming *Laser Interferometer Space Antenna* (LISA⁶) mission.

This paper is organized as follows. In Sec. 2, we review the basic formalism connecting TDE rates to the properties of their host galaxies and central black holes. We describe the probability of TDEs arising in AGN as a function of their bolometric luminosity, accretion efficiency and host galaxy properties, and extend this framework to high redshifts. In Sec. 3, we combine the TDE probabilities with the latest compilations of absorbed and unabsorbed AGN luminosity functions (Aird et al. 2015) and the empirical evolution of the stellar masses in galaxies. We apply this to specific cases of AGN populations in Sec. 4 to estimate the contribution of TDE to Changing Look Quasars (CLQs) and Compton Thick (CT) AGN. Finally, we summarize our findings and discuss future observational prospects in Sec. 5.

2. TDEs at high redshift

We start with the analytical expression for the distribution function of TDEs in AGN, defined as the probability of a galaxy hosting a black hole of mass M_{BH} whose bolometric luminosity lies between $\log_{10} L_{\text{bol}}$ and $\log_{10} L_{\text{bol}} + d \log_{10} L_{\text{bol}}$, activated due to a TDE event. This probability is given by (e.g., Merloni et al. 2015),

$$p_{\text{TDE}}(L_{\text{bol}}) = \frac{\Gamma_{\text{TDE}} t_{\text{peak}}}{\gamma_{\text{TDE}}} \exp(-L_{\text{bol}}/L_{\text{peak}}) \left(\frac{L_{\text{bol}}}{L_{\text{peak}}} \right)^{-1/\gamma_{\text{TDE}}} \quad (1)$$

The above equation is derived by assuming that the AGN light curve is composed of two main phases: a ‘peak’ phase, where the luminosity rises rapidly and saturates at a peak value for a time t_{peak} , and a ‘declining’ phase, where the light curve follows a power-law decline with the exponent $\gamma_{\text{TDE}} = 5/3$.⁷ In place of the generic function $f(L_{\text{bol}}/L_{\text{peak}})$ assumed by Merloni et al. (2015) to characterize the declining phase, we have used $f(L_{\text{bol}}/L_{\text{peak}}) = \exp(-L_{\text{bol}}/L_{\text{peak}})$ (the function f is assumed to asymptote to near-unity for $L_{\text{bol}} \ll L_{\text{peak}}$ and drops exponentially at large L_{bol} , so the exponential form represents

a natural choice for the purposes of the present work.) The term Γ_{TDE} is the rate of TDEs with peak luminosity L_{peak} occurring over a time scale t_{peak} in an AGN of bolometric luminosity L_{bol} . For an individual galaxy, the bolometric luminosity, L_{bol} , may be related to the mass of the central supermassive black hole, M_{BH} , by the relation:

$$\begin{aligned} L_{\text{Bol}} &= 1.38 \times 10^{38} \eta \left(\frac{M_{\text{BH}}}{M_{\odot}} \right) \text{ erg s}^{-1} \\ &= \eta L_{\text{Edd}}, \end{aligned} \quad (2)$$

where we have introduced the Eddington ratio η and the Eddington luminosity L_{Edd} of the central black hole. For a population of active galaxies, the distribution of the Eddington ratios of the central supermassive black hole may be modelled using Gaussian/log-normal or Schechter functional forms (e.g., Weigel et al. 2017; Kelly & Shen 2013; Schulze et al. 2015). A least-squares fit to observations of the Eddington Ratio Distribution Function (ERDF) of Broad-Line AGN from the SXDS survey over $z \sim 1.4$ (Nobuta et al. 2012) favours a lognormal form with the following mean Eddington ratio as a function of L_{Bol} :

$$\overline{\log \eta} = 0.469 \log(L_{\text{Bol}}/\text{erg s}^{-1}) - 22.46 \quad (3)$$

where $\overline{\log \eta}$ is the mean of the Eddington ratio (expressed in log units) of the sample. From this, the relation between the bolometric luminosity and the black hole mass can be expressed as:

$$\log(L_{\text{Bol}}/\text{erg s}^{-1}) = 29.53 + 1.88 \log(M_{\text{BH}}/M_{\odot}) \quad (4)$$

The scatter in the above relation is found to be 0.4 dex, which reflects the distribution of the FWHM of the lognormal distribution (Nobuta et al. 2012).

We can generalize the above expression to high redshifts using the relation between the black hole mass and the host galaxy stellar mass, M_* of the galaxy⁸, which is constrained from local observations (Kormendy & Ho 2013, see Sec. 6.10 and Eq. 10 of that paper) to have the form:

$$\frac{M_{\text{BH}}}{10^9 M_{\odot}} = (0.49^{+0.06}_{-0.05}) \left(\frac{M_*}{10^{11} M_{\odot}} \right)^{1.16 \pm 0.08} \quad (5)$$

with an intrinsic scatter of 0.29 dex. The evolution of the black hole mass - stellar mass relation is assumed to follow a $(1+z)^2$ scaling with redshift. Such an evolution is expected from theoretical arguments based on the black hole mass to halo circular velocity ($M_{\text{BH}} - v_c$) relation: $M_{\text{BH}} \propto v_c^4$ (e.g., Wyithe & Loeb 2002), with $v_c \propto (1+z)^{1/2}$, and assuming that the stellar mass to host halo mass relation does not evolve strongly with redshift (Behroozi et al. 2019). The above scaling is borne out by recent observations (e.g., Caplar et al. 2015).

This allows to express the best-fitting relation Eq. (4), and its associated scatter, in terms of the stellar mass and redshift of the host galaxy, with the scatter coming from the combination of that in the $L_{\text{Bol}} - M_{\text{BH}}$ and in the $M_{\text{BH}} - M_*$ relations.

The expression for L_{peak} in Eq. (1) is then given by (e.g., Fialkov & Loeb 2017):

$$L_{\text{peak}}(M_*, z) = 133 \left(\frac{M_{\text{BH}}(M_*, z)}{10^6 M_{\odot}} \right)^{-1.5} L_{\text{Edd}}, \quad (6)$$

⁸ Note that we follow Kormendy & Ho (2013) in ignoring the distinction between the bulge and total stellar mass when considering the evolution in a statistical sense.

⁶ <http://lisa.nasa.gov/>

⁷ We use the standard power-law decline here (e.g., Evans & Kochanek 1989), though we note that this can be a function of time and stellar structure (e.g., Auchettl et al. 2017).

and the rate of TDEs, Γ_{TDE} is given by the observationally motivated fitting form for core-dominated galaxies (e.g., Stone & Metzger 2016):⁹

$$\Gamma_{\text{TDE}}(M_*, z) = 1.2 \times 10^{-5} \left(\frac{M_{\text{BH}}(M_*, z)}{10^8 M_\odot} \right)^{-0.247} \text{ yr}^{-1}. \quad (7)$$

We also have

$$t_{\text{peak}}(M_*, z, \epsilon) = 0.5 \epsilon M_\odot c^2 / L_{\text{peak}}(M_*, z), \quad (8)$$

assuming a solar mass star is totally disrupted, consistently with Eq. (10) of Fialkov & Loeb (2017). Half the mass of the star is assumed to be accreted into the black hole which has a radiative efficiency ϵ .

Using the above ingredients, Eq. (1) can be recast as:

$$\begin{aligned} p_{\text{TDE}}(M_*, z; \epsilon) &= \Gamma_{\text{TDE}}(M_*, z) t_{\text{peak}}(M_*, z, \epsilon) \\ &\times \exp(-L_{\text{bol}}(M_*, z) / L_{\text{peak}}(M_*, z)) \\ &\times \left(\frac{L_{\text{bol}}(M_*, z)}{L_{\text{peak}}(M_*, z)} \right)^{-1/\gamma_{\text{TDE}}} / \gamma_{\text{TDE}}, \end{aligned} \quad (9)$$

with ϵ being an adjustable parameter. Fig. 1 plots the quantity $p_{\text{TDE}}(M_*, z, \epsilon)$ against $L_{\text{bol}}(M_*, z)$ along with the associated scatter, assuming $\epsilon = 0.1$ and for a range of host galaxy stellar masses between $\{10^6, 10^{15}\} M_\odot$. The figure shows that for a fixed L_{bol} , the p_{TDE} is relatively insensitive to z (since it has very little dependence on the black hole mass M_{BH} , e.g. Merloni et al. (2015)). We also note the characteristic drop-off of this function above bolometric luminosities $\gtrsim 10^{45}$ erg/s, which arises due to the exponential cutoff above $L_{\text{bol}} \sim L_{\text{peak}}$ that corresponds to black hole masses greater than $M_{\text{BH}} \sim 1.2 \times 10^8 M_\odot$ (e.g., Kesden 2012). The duration t_{peak} as a function of L_{bol} for these parameters and stellar masses ranges from about 0.1 to a few ten years.

3. Fraction of TDEs in AGN

Given the rates for TDEs occurring in AGN as calculated in the previous section, we can now compute the probability of TDEs occurring in different AGN populations in a particular bolometric luminosity interval as a function of redshift. To do this, we use the definition of p_{AGN} , used in, e.g., Merloni et al. (2015), which measures the probability of AGN with a specified bolometric luminosity, L_{bol} , arising in host galaxies with a given total stellar mass (M_*) at redshift z . This is given by

$$p_{\text{AGN}} = \phi_{\text{AGN}}(L_{\text{bol}}(M_*, z)) / \phi_{\text{SMF}}(M_* | L_{\text{bol}}), \quad (10)$$

The numerator ϕ_{AGN} in the above expression denotes the AGN luminosity function, which is typically given by a Schechter or double power law form¹⁰ (e.g. Aird et al. (2015)), and shown in the top panel of Fig. 2) with the different colors indicating the various redshifts. The denominator ϕ_{SMF} denotes the stellar mass function of the host galaxy, which is a function of the stellar mass and redshift. Using the latest results from the

⁹ We are making the implicit assumption that the TDE rate is influenced by physical processes that are not expected to change with redshift. The latest compilations connecting TDE rates to their observed host galaxy properties (e.g., French et al. 2020) find that a TDE rate of $\sim 10^{-5}$ per year per galaxy is well borne out by recent data.

¹⁰ The X-ray luminosity for 2 - 10 keV is converted to bolometric luminosity by using the bolometric correction $\log L_X = (\log L_{\text{bol}} - 23.04) / 0.52$ from Runnoe et al. (2012).

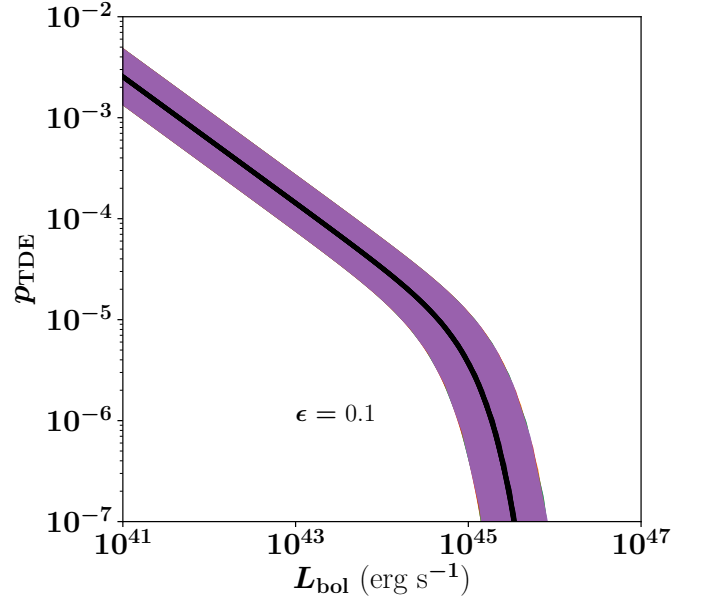


Fig. 1. The probability of TDE, p_{TDE} arising in AGN as a function of their bolometric luminosity, L_{bol} for a population having an assumed radiative efficiency $\epsilon = 0.1$.

WINGS (at $z \sim 0$; Vulcani et al. 2011) and the COSMOS (at $z \sim 0.2 - 5$; Davidzon et al. 2017) for the stellar mass function, and the conversion between L_{bol} and $M_*(z)$ (through the $M_{\text{BH}} - M_*$ relation, as outlined in Sec. 2), we can express the ϕ_{SMF} as a function of L_{bol} . This is illustrated by the curves in the lower panel of Fig. 2. The curves show that the ‘knee’ of the stellar mass function gradually shifts to higher bolometric luminosities at higher redshifts, since a given stellar mass M_* corresponds to a larger M_{BH} (and thus a larger L_{bol}) as z increases.

Eqs. 9 and 10 can now be used to calculate the fraction of TDE contributing to AGNs as a function of their host halo and galaxy properties:

$$p(\text{TDE}|\text{AGN})(M_*, z) = p_{\text{TDE}}(M_*, z; \epsilon) / p_{\text{AGN}}(M_*, z), \quad (11)$$

where the numerator on the right-hand side denotes the probability of TDEs occurring in AGN as calculated in the previous section (Eq. (9)), or, equivalently, the joint probability of TDEs and AGN, and the denominator measures the probability of AGN occurring in host galaxies at different redshifts.¹¹ For a fiducial AGN population having $\epsilon = 0.1$, the quantity $p(\text{TDE}|\text{AGN})(M_*, z)$ is plotted against $L_{\text{bol}}(M_*, z)$ in Fig. 3.

At low luminosities ($L_{\text{bol}} \sim 10^{43}$ erg/s), TDEs may account for a few percent of AGN at $z \sim 0 - 1$, consistent with observational estimates. However, as Fig. 3 shows, this number could reach a significant fraction of low-luminosity AGN at higher redshifts, which can be tested by future data. We see that TDEs could account for all the AGN seen in the $10^{41} - 10^{42}$ erg/s luminosity regime at $z \gtrsim 3$, even with a significant factor ‘to spare’.

¹¹ Note that this makes the implicit assumption that SMBH accrete with the same efficiency in the TDE and the non-TDE – i.e. when fed by long-term gas accretion from the ISM – phase. While this may not be strictly true in general, it is the simplest possible scenario consistent with the available data, when taking into account that the exact value of the accretion efficiency does not change the results significantly.

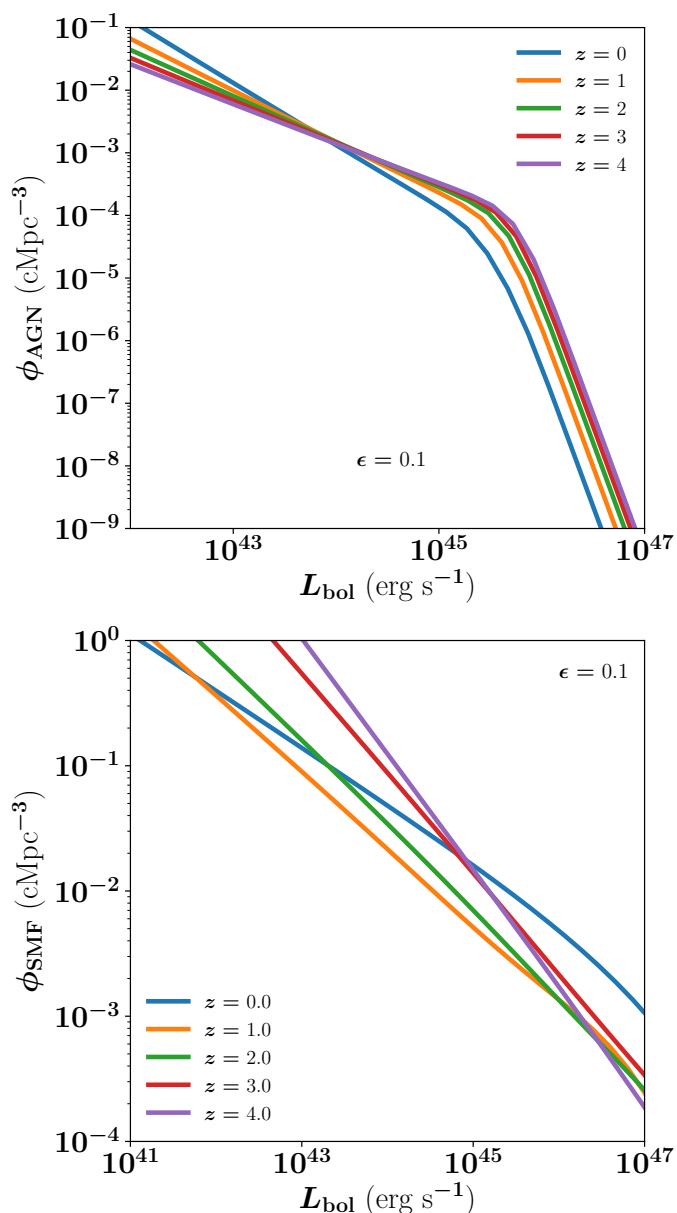


Fig. 2. *Top panel:* Observed AGN luminosity function, $\phi_{\text{AGN}}(L_{\text{bol}}(M_*, z))$ at different redshifts from the X-ray data of Aird et al. (2015) and using the bolometric correction of Runnoe et al. (2012) to convert X-ray luminosity to bolometric luminosity. *Lower panel:* Stellar mass functions compiled from the latest WINGS (Vulcani et al. 2011, $z \sim 0$) and COSMOS (Davidzon et al. 2017, $z \sim 0.2 - 5$) survey data converted into the equivalent $\phi_{\text{SMF}}(L_{\text{bol}})$, by using the relation between L_{bol} and M_* via M_{BH} .

4. TDEs in different AGN populations

Thus far, we have considered the occurrences of TDEs in fiducial AGNs with specified host galaxy properties, which are assumed to be representative of a generic AGN population at various redshifts. Next, we briefly consider the occurrence of TDEs in a couple of specific classes of AGN, namely (i) Changing-Look AGN (or Changing Look Quasars, CLQs; e.g. Yang et al. 2018; MacLeod et al. 2019; Ross et al. 2018; Stern et al. 2018) and (ii) Compton-Thick AGN or CT AGN (e.g. Baloković et al. 2014; Malizia et al. 2009; Marchesi et al. 2018).

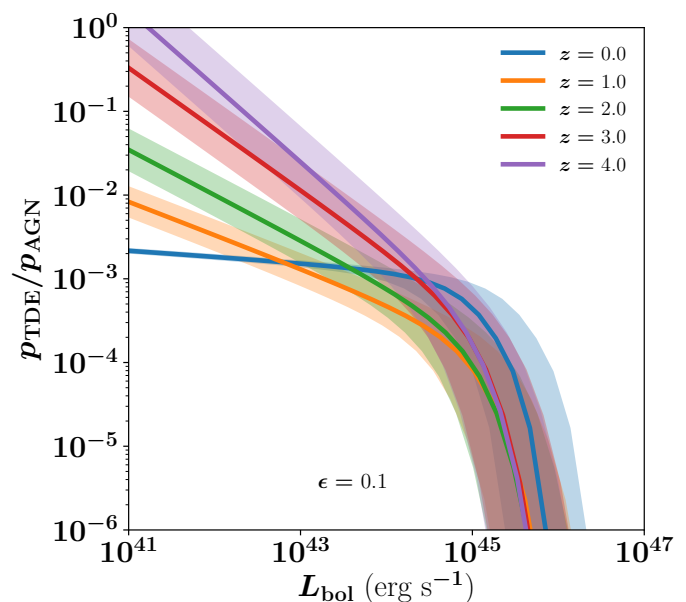


Fig. 3. Ratio $p_{\text{TDE}}/p_{\text{AGN}}$ for an assumed population of AGN having a radiative efficiency $\epsilon = 0.1$, at various redshifts. The shaded areas indicate the uncertainty induced by the scatter in the $L_{\text{bol}} - M_*$ relation at various redshifts.

The origin of the so-called ‘changing-look’ phenomena in AGN, in which a luminous quasar dims significantly over a timescale of < 10 years, is currently unknown. AGN classified as changing-look (CL) have been currently discovered in the local universe up to a highest redshift of $z \sim 2$. More than 20% (MacLeod et al. 2019) of quasars with $L_{\text{bol}} > 10^{44}$ erg s $^{-1}$, and 30-50% of quasars with $L_{\text{bol}} \sim 10^{45} - 10^{47}$ erg s $^{-1}$ (Rumbaugh et al. 2018) are found to fall into this category. While several CLQs have Eddington ratios around 0.1 (e.g., Fig. 14 of Graham et al. (2019)), in the present study we assume that the Eddington ratio distribution of the CLQs does not differ from that of the broader AGN population.

We can thus estimate how many of the low- z CLQ discovered so far may be accounted for as TDE flares contributing to AGN. From Fig. 3, we see that at $z \sim 1$, a maximum of $\sim 1\%$ of the AGN with $L_{\text{bol}} \gtrsim 10^{42}$ erg s $^{-1}$ may originate from TDE-flares, which thus represents up to about 5% of the observed CLQ abundance.¹²

On the other hand, at higher redshifts, there is evidence to indicate a much larger fraction of TDE flares contributing to AGN in the CLQ population. The first CLQs at $z > 2$ which have recently been discovered (Ross et al. 2019) have Eddington ratios of $\eta > 0.05$. Upcoming experiments such as the Dark Energy Spectroscopic Instrument (DESI; DESI Collaboration et al. 2016) and LSST will enable stringent constraints on this population at higher redshifts. Assuming the intrinsic parameters of the population do not change significantly with redshift, we predict a ‘TDE luminosity function’, $\phi_{\text{TDE}} \equiv p_{\text{TDE}} \times \phi_{\text{SMF}}$ as shown in Fig. 4. This function provides a lower limit on the abundance of CLQs at high- z whose flares may be exclusively contributed by TDEs.

The discussion of TDEs is of particular interest to Compton Thick (CT) environments because the TDE debris in tidal

¹² The t_{peak} timescales for the L_{bol} values considered here range from about 0.1 to a few ten years over $z \sim 0-4$, which are broadly consistent with the changing-look timescales expected from the literature.

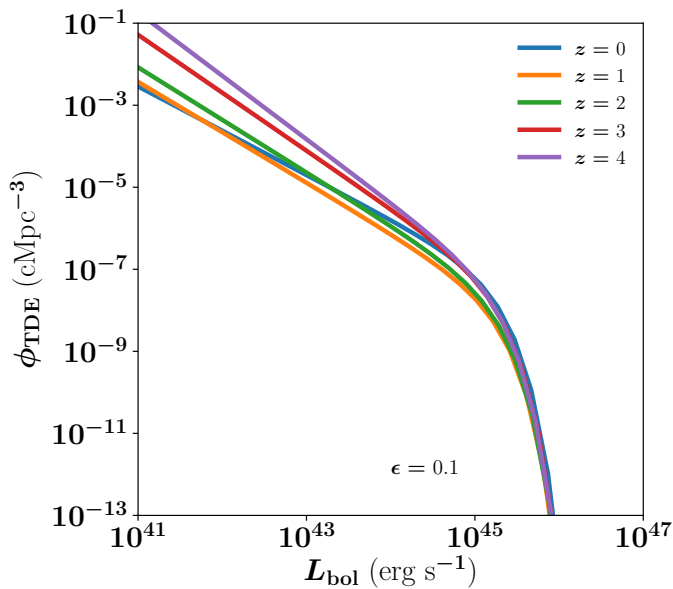


Fig. 4. Predicted luminosity function of TDE flares contributing to AGN, $\phi_{\text{TDE}} \equiv p_{\text{TDE}} \times \phi_{\text{SMF}}$ for an assumed population having radiative efficiency $\epsilon = 0.1$. The predicted ϕ_{TDE} serves as a lower limit on the luminosity function of changing look quasars, assuming their intrinsic parameters remain redshift independent.

streams has a large column density and is naturally Compton-thick. This population may thus appear as CT AGN; with the thick envelope of gas making them detectable in X-rays but not in optical-UV. Adopting the luminosity function of CT AGN (as a function of the absorbed AGN fraction) from Aird et al. (2015), we calculate the ratio $p_{\text{TDE}}/p_{\text{CTAGN}}$ which is plotted in Fig. 5. We find that the TDE fraction in CT AGN can be a few percent around $L_{\text{bol}} \sim 10^{43} \text{ erg s}^{-1}$ at redshifts $z \sim 1$. At higher redshifts, it may reach a greater (up to several ten percent) fraction of the CT AGN population. In all cases, it drops sharply as expected around $L_{\text{bol}} \sim 10^{46} \text{ erg s}^{-1}$.

5. Discussion

We have considered the fraction of AGN which may arise from tidal disruption events (TDEs) at low and high redshifts. In so doing, we have extended the locally observed relations connecting the rates of TDEs to the BH host masses of the AGN through their bolometric luminosities (Nobuta et al. 2012; Kormendy & Ho 2013), to high redshifts using the inferred evolution of the black hole mass to host galaxy stellar mass relation (Caplar et al. 2015; Wyithe & Loeb 2002). Combining these findings with the observationally derived galaxy luminosity function (Vulcani et al. 2011; Davidzon et al. 2017), we have estimated the fraction of TDEs occurring in different AGN populations. For a fiducial AGN population having an average radiative efficiency of $\epsilon = 0.1$, we find that TDEs are able to account for a few percent of all AGN with bolometric luminosities $L_{\text{Bol}} \gtrsim 10^{42} \text{ erg s}^{-1}$ at $z \sim 1$, but may reach several tens of percent at $z \gtrsim 3$.

It is also of interest to explore to what extent specific AGN populations are likely to be the result of TDE flares at low and high redshifts. Two examples of such populations are the so-called Changing-Look AGN (or Changing Look Quasars, CLQs) and Compton-Thick AGN (or CT AGN). On applying the above formalism to these populations, we found that a maxi-

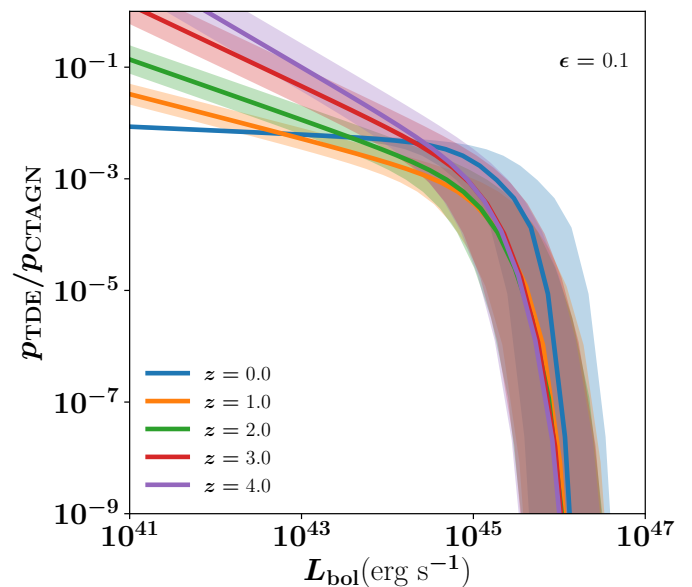


Fig. 5. The probability of CT AGN hosting a TDE at various redshifts. The assumed AGN population has a radiative efficiency of $\epsilon = 0.1$. The shaded areas indicate the uncertainty induced by the scatter in the $L_{\text{bol}} - M_*$ relation at various redshifts.

imum of about a few percent of the observed CLQ AGN (having $L_{\text{Bol}} > 10^{42} \text{ erg s}^{-1}$) may be consistent with a TDE contribution to their origin at $z \sim 1$, though this fraction may increase rapidly at higher redshifts, to several tens of percent at $z \gtrsim 3$. We also find that in the TDE fraction may be about a few percent of CT AGN with $L_{\text{Bol}} \gtrsim 10^{43} \text{ erg s}^{-1}$ at redshifts $z < 1$, but may again account for up to several ten percent of this population at $z \gtrsim 3$.

In Fig. 10 of Lanzuisi et al. (2018), an analysis of CT AGN carried out from the *Chandra*-COSMOS legacy survey finds that the fraction of CT AGN increases with increasing redshifts, and the merger fraction in CT AGN increases with increasing luminosities and redshifts. Interestingly, a sharp rise in the “fraction of merged/disturbed morphology” in these AGN occurs above $L_{\text{Bol}} > 10^{46} \text{ erg s}^{-1}$. This may be attributable to the non-TDE triggered AGN being triggered primarily by mergers, with the merger fraction increasing sharply once the maximum black hole mass of $10^8 M_{\odot}$ is reached, consistently with our results in Fig. 5.

Throughout the analysis, we have considered various sources of scatter in the in the adopted relations. The average trend between the bolometric luminosity and the black hole mass contains an associated scatter, which is estimated directly from the observations (Nobuta et al. 2012). This scatter is added to that in the relation connecting the black hole mass and host galaxy stellar mass (Kormendy & Ho 2013). A source of scatter we have not taken into account is that coming from the bolometric correction, which may have an uncertainty of about 15-20% (Runnoe et al. 2012). However, we note that this uncertainty is chiefly driven by our knowledge of the bolometric correction, rather than an intrinsic scatter due to physical processes.

A caveat to the analysis here is that it is not presently clear whether the black hole-galaxy correlations are valid for less massive galaxies (with M_{BH} below $10^9 M_{\odot}$) at $z \sim 0$ (e.g., Shirakata et al. 2017; Nguyen et al. 2020) due to the lack of understanding of seed black holes. The occupation fraction of black holes

in less massive galaxies, if lower than the average (e.g., Volonteri et al. 2008; Volonteri 2010; Greene 2012) would influence the TDE detection rate and therefore the TDE fraction in AGN. The black hole-galaxy stellar mass connections may also have an evolutionary dependence weaker than the currently employed $(1+z)^2$, though this remains a point of active debate.

The present analysis assumes that the intrinsic per-galaxy TDE rate (given by Eq. (7)) remains roughly constant across redshifts. While observations of TDEs have found rates of 10^{-5} TDEs per year per galaxy in samples out to redshift $z \sim 0.4$ (French et al. 2020), this is still an order of magnitude smaller than that predicted by theoretical models (e.g., Kochanek 2016; Stone & Metzger 2016). The above findings also illustrate that the detection of TDEs in high-redshift AGN can place constraints on the black hole mass function and its evolution assumed by the theoretical models (e.g., Hopkins et al. 2007), including the consequences of mergers (Shankar et al. 2009).

Our results serve as a useful benchmark for calibrating future simulations of the physical processes giving rise to TDEs in AGN at high redshifts, and their inferred contributions in various AGN populations. Current and future surveys, e.g. the *Athena*¹³ and *Lynx*¹⁴ missions that target different AGN populations will be able to place stringent constraints on the CT AGN fractions at high redshifts, and combining this data with the findings of spectroscopic surveys such as the LSST and DESI will allow us to better quantify the contributions of TDEs as AGN at these epochs. The above formalism will in turn enable the most precise constraints thus far on the evolution of the central black hole - halo mass relation of the host galaxies at high redshifts. Further, the forthcoming detections of TDEs will unveil the as-yet poorly understood processes governing the growth of IMBHs and SMBHs, whose mergers are expected to constitute the primary gravitational wave event triggers detectable by the forthcoming LISA observatory.

6. Acknowledgements

HP acknowledges support by the Swiss National Science Foundation (SNSF) Ambizione Grant PZ00P2_179934 “*Probing the Universe: through reionization and beyond*”. The work of AL was supported in part by the Black Hole Initiative at Harvard University, which is funded by grants from the JTF and GBMF.

References

Aird, J., Coil, A. L., Georgakakis, A., et al. 2015, MNRAS, 451, 1892
 Alexander, K. D., van Velzen, S., Horesh, A., & Zauderer, B. A. 2020, Space Sci.Rev., 216, 81
 Alexander, T. & Bar-Or, B. 2017, Nature Astronomy, 1, 0147
 Auchettl, K., Guillochon, J., & Ramirez-Ruiz, E. 2017, ApJ, 838, 149
 Baloković, M., Comastri, A., Harrison, F. A., et al. 2014, The Astrophysical Journal, 794, 111
 Behroozi, P., Wechsler, R. H., Hearin, A. P., & Conroy, C. 2019, MNRAS, 488, 3143
 Bloom, J. S., Giannios, D., Metzger, B. D., et al. 2011, Science, 333, 203
 Caplar, N., Lilly, S. J., & Trakhtenbrot, B. 2015, ApJ, 811, 148
 Cenko, S. B., Krimm, H. A., Horesh, A., et al. 2012, ApJ, 753, 77
 Davidzon, I., Ilbert, O., Laigle, C., et al. 2017, A&A, 605, A70
 DESI Collaboration, Aghamousa, A., Aguilar, J., et al. 2016, arXiv e-prints, arXiv:1611.00036
 Evans, C. R. & Kochanek, C. S. 1989, ApJ, 346, L13
 Fialkov, A. & Loeb, A. 2017, MNRAS, 471, 4286
 French, K. D., Wevers, T., Law-Smith, J., Graur, O., & Zabludoff, A. I. 2020, The Host Galaxies of Tidal Disruption Events

Gezari, S., Chornock, R., Rest, A., et al. 2012, Nature, 485, 217
 Graham, A. W. 2016, Astrophysics and Space Science Library, Vol. 418, Galaxy Bulges and Their Massive Black Holes: A Review, ed. E. Laurikainen, R. Peletier, & D. Gadotti, 263
 Graham, M. J., Ross, N. P., Stern, D., et al. 2019, Monthly Notices of the Royal Astronomical Society
 Greene, J. E. 2012, Nature Communications, 3, 1304
 Guillochon, J. & Ramirez-Ruiz, E. 2015, The Astrophysical Journal, 809, 166
 Hills, J. G. 1975, Nature, 254, 295
 Hopkins, P. F., Richards, G. T., & Hernquist, L. 2007, ApJ, 654, 731
 Kara, E., Miller, J. M., Reynolds, C., & Dai, L. 2016, Nature, 535, 388
 Kelly, B. C. & Shen, Y. 2013, ApJ, 764, 45
 Kesden, M. 2012, Phys.Rev.D, 85, 024037
 Kochanek, C. S. 2016, MNRAS, 461, 371
 Kormendy, J. & Ho, L. C. 2013, ARA&A, 51, 511
 Lanzuisi, G., Civano, F., Marchesi, S., et al. 2018, MNRAS, 480, 2578
 Levan, A. J., Tanvir, N. R., Cenko, S. B., et al. 2011, Science, 333, 199
 LIGO Scientific Collaboration & Virgo Collaboration. 2020a, Phys.Rev.Lett, 125, 101102
 LIGO Scientific Collaboration & Virgo Collaboration. 2020b, ApJ, 900, L13
 Loeb, A. & Ulmer, A. 1997, ApJ, 489, 573
 MacLeod, C. L., Green, P. J., Anderson, S. F., et al. 2019, ApJ, 874, 8
 Malizia, A., Stephen, J. B., Bassani, L., et al. 2009, MNRAS, 399, 944
 Marchesi, S., Ajello, M., Marcotulli, L., et al. 2018, ApJ, 854, 49
 Martini, P. 2004, in IAU Symposium, Vol. 222, The Interplay Among Black Holes, Stars and ISM in Galactic Nuclei, ed. T. Storchi-Bergmann, L. C. Ho, & H. R. Schmitt, 235–241
 Merloni, A., Dwelly, T., Salvato, M., et al. 2015, MNRAS, 452, 69
 Nguyen, D. D., den Brok, M., Seth, A. C., et al. 2020, ApJ, 892, 68
 Nobuta, K., Akiyama, M., Ueda, Y., et al. 2012, ApJ, 761, 143
 Rees, M. J. 1988, Nature, 333, 523
 Ross, N. P., Ford, K. E. S., Graham, M., et al. 2018, MNRAS, 480, 4468
 Ross, N. P., Graham, M. J., Calderone, G., et al. 2019, arXiv e-prints, arXiv:1912.05310
 Rossi, E. M., Stone, N. C., Law-Smith, J. A. P., et al. 2020, arXiv e-prints, arXiv:2005.12528
 Rumbaugh, N., Shen, Y., Morganson, E., et al. 2018, ApJ, 854, 160
 Runnoe, J. C., Brotherton, M. S., & Shang, Z. 2012, MNRAS, 422, 478
 Sakurai, Y., Yoshida, N., & Fujii, M. S. 2019, Monthly Notices of the Royal Astronomical Society, 484, 4665–4677
 Schulze, A., Bongiorno, A., Gavignaud, I., et al. 2015, MNRAS, 447, 2085
 Shankar, F., Weinberg, D. H., & Miralda-Escudé, J. 2009, ApJ, 690, 20
 Shirakata, H., Kawaguchi, T., Okamoto, T., & Ishiyama, T. 2017, Frontiers in Astronomy and Space Sciences, 4, 13
 Stern, D., McKernan, B., Graham, M. J., et al. 2018, ApJ, 864, 27
 Stone, N. & Loeb, A. 2011, MNRAS, 412, 75
 Stone, N. & Loeb, A. 2012, MNRAS, 422, 1933
 Stone, N. C. & Metzger, B. D. 2016, MNRAS, 455, 859
 Strubbe, L. E. & Quataert, E. 2009, MNRAS, 400, 2070
 van Velzen, S., Gezari, S., Hammerstein, E., et al. 2021, ApJ, 908, 4
 van Velzen, S., Körding, E., & Falcke, H. 2011, MNRAS, 417, L51
 Volonteri, M. 2010, A&A Rev., 18, 279
 Volonteri, M., Lodato, G., & Natarajan, P. 2008, MNRAS, 383, 1079
 Vulcani, B., Poggianti, B. M., Aragón-Salamanca, A., et al. 2011, MNRAS, 412, 246
 Weigel, A. K., Schawinski, K., Caplar, N., et al. 2017, ApJ, 845, 134
 Wyithe, J. S. B. & Loeb, A. 2002, ApJ, 581, 886
 Yang, Q., Wu, X.-B., Fan, X., et al. 2018, ApJ, 862, 109

¹³ <https://www.the-athena-x-ray-observatory.eu/>

¹⁴ <https://www.lynxobservatory.com/>