

Optical Magnetism and Huygens' Surfaces in Arrays of Atoms Induced by Cooperative Responses

K. E. Ballantine* and J. Ruostekoski†

Department of Physics, Lancaster University, Lancaster, LA1 4YB, United Kingdom

(Dated: February 16, 2022)

By utilizing strong optical resonant interactions in arrays of atoms with electric dipole transitions, we show how to synthesize collective optical responses that correspond to those formed by arrays of magnetic dipoles and other multipoles. Optically active magnetism with the strength comparable with that of electric dipole transitions is achieved in collective excitation eigenmodes of the array. By controlling the atomic level shifts, an array of spectrally overlapping, crossed electric and magnetic dipoles can be excited, providing a physical realization of a nearly-reflectionless quantum Huygens' surface with the full 2π phase control of the transmitted light that allows for extreme wavefront engineering even at a single photon level. We illustrate this by transforming a plane wave into a vortex beam.

A crucial limitation for utilizing atoms as optical media is the inability of light to couple to atoms using both its electric and magnetic components. Optical magnetic dipole transitions in atoms typically are very weak, and the optical response is determined by strong oscillating electric dipoles [1]. The absence of magnetic coupling in natural media has led to the development of artificial metamaterials [2] and metasurfaces [3], representing man-made designer materials that simultaneously provide strong interactions with both field components of light [4]. Here we show that strong light-mediated interactions between cold atoms in planar arrays can be designed to synthesize *collective* radiative excitations that exhibit strong electric and magnetic optical responses. The system has considerable advances over artificial fabricated materials because of the absence of dissipative losses due to absorption and the possibility to reach quantum regime in the optical manipulation and control. We illustrate the flexibility of designing collective radiative excitations by proposing a Huygens' surface of atoms, where the crossed electric and magnetic dipolar resonances act as elementary sources for wave propagation according to the Huygens' principle [5, 6]. In a single-photon limit, the array provides a quantum-photonics wave-engineering tool, with beam shaping, steering, and focusing capabilities.

Atomic physics technology provides a variety of approaches for trapping closely-spaced atoms in arrays with single-site control and unit-occupancy per site [7–13]. For cold atoms with subwavelength spacing, the light-mediated interactions can be very strong due to resonant light undergoing multiple scattering between the atoms [14–37], when the realization of strong collective coupling in large resonator arrays of metasurfaces typically requires special arrangements [38, 39]. Moreover, the atomic arrays can offer a promising platform for quantum information processing at the level of single photon excitations [24, 40, 41]. Experiments on strong collective optical responses of trapped cold atomic ensembles are actively ongoing [42–54], and the first measure-

ments of the transmitted light through an optical lattice of atoms in a Mott-insulator state have now been performed [55] that demonstrate subradiant resonance narrowing where the entire lattice responds as a coherent collective entity.

Here we propose to engineer strong resonant dipole-dipole interactions by design atomic arrays, such that each unit-cell of the periodic lattice, consisting of a small number of sites, has a specific symmetry that characterizes the collective excitation eigenmodes of the array. The modes extend over the entire sample and in large lattices the effect of the light-mediated interactions becomes strong, even when radiation rates of an individual unit-cell are closer to those of an isolated atom. This allows us to utilize strongly subradiant collective eigenmodes, with suppressed emission rates, as weakly radiating 'dark' states. We use the dark states to synthesize optically active magnetism via an array of magnetic dipoles that can indirectly be excited by incident light.

We show that collective resonances can be superposed to form an array of electric and magnetic dipoles. Together with the control of the full 2π phase coverage of transmitted light with almost no reflection, this realizes a Huygens' surface for light. Wavefront-engineering is illustrated by transforming a plane wave to a vortex beam with one unit of orbital angular momentum. Physical implementations of Huygens' surfaces in weakly interacting metamaterials have been achieved in metallic systems using microwaves [56], but optical frequencies pose severe challenges, e.g., due to absorption and lack of suitable magnetic resonances, and near-infrared Huygens' sources have been realized using dielectric nanoparticles [57–60].

The atoms are confined in a 2D lattice in the yz plane with one atom per site. We consider a $J = 0 \rightarrow J' = 1$ transition with a controllable Zeeman splitting of the $J' = 1$ levels, which could be achieved with AC Stark shifts of lasers or microwaves [61] or magnetic fields. The formalism we employ can describe the dynamics of two different regimes. The first is the decay of a single-photon excitation spread across the lattice, described by the den-

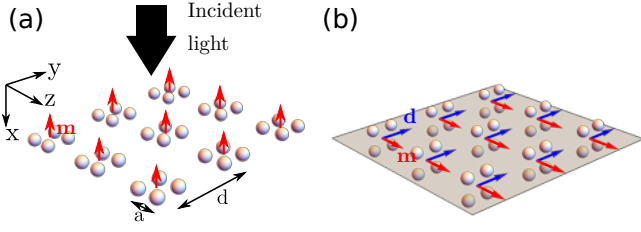


FIG. 1. (a) Array with square unit-cells of lattice constant d and unit-cell of size a to generate an array of magnetic dipoles pointing normal to the plane. (b) Bilayer array forming a Huygens' surface with crossed electric (\mathbf{d}) and magnetic (\mathbf{m}) dipoles.

sity matrix $\rho = |\psi\rangle\langle\psi| + p_g |G\rangle\langle G|$ where p_g is the probability that the excitation has decayed, $|G\rangle$ is the state with all atoms in the ground state and single-excitation states are represented by $|\psi\rangle = \sum_{j,\nu} \mathcal{P}_{j\nu}^{(j)}(t) \hat{\sigma}_{j\nu}^+ |G\rangle$. Here $\hat{\sigma}_{j\nu}^+$ is the raising operator from the ground state to the excited state ν on atom j [40, 41, 62, 63]. Such a single-photon excitation could be initialized by short-range coupling to a control qubit, e.g., using laser-assisted coupling between Rydberg states [40].

The same dynamics (when only considering one-body expectation values) also describes the classical polarization amplitudes of each atomic dipole in the limit of low drive intensity [64–69]. The dipole moment of atom j for the transitions $|J=0, m=0\rangle \rightarrow |J'=1, m=\sigma\rangle$ is $\mathbf{d}_j = \mathcal{D} \sum_{\sigma} \hat{\mathbf{e}}_{\sigma} \mathcal{P}_{\sigma}^{(j)}$, where \mathcal{D} denotes the reduced dipole matrix element, $\mathcal{P}_{\sigma}^{(j)}$ the polarization amplitudes, and $\hat{\mathbf{e}}_{\sigma}$ unit polarization vectors. In this case, the atoms typically are driven with laser. We take an incident light field as $\mathcal{E}(r) = \mathcal{E}_0(y, z) \hat{\mathbf{e}}_y \exp(ikx)$.

The collective response of the atoms then follows from the dynamics $\dot{\mathbf{b}} = i\mathcal{H}\mathbf{b} + \mathbf{F}$ [70, 71], where the vectors $\mathbf{b}_{3j-1+\sigma} = \mathcal{P}_{\sigma}^{(j)}$ and $\mathbf{F}_{3j-1+\sigma} = i\xi \hat{\mathbf{e}}_{\sigma}^* \cdot \epsilon_0 \mathcal{E}(\mathbf{r}_j)/\mathcal{D}$, and $\xi = 6\pi\gamma/k^3$ is given in terms of the single atom linewidth $\gamma = \mathcal{D}^2 k^3 / (6\pi\hbar\epsilon_0)$. The matrix \mathcal{H} has diagonal elements $\Delta_{\sigma}^{(j)} + i\gamma$, where $\Delta_{\sigma}^{(j)}$ is the detuning of level $m = \sigma$ from resonance with the driving frequency ω . The off-diagonal elements correspond to dipole-dipole coupling between atoms $\xi \hat{\mathbf{e}}_{\sigma}^* \cdot \mathbf{G}(\mathbf{r}_j - \mathbf{r}_l) \hat{\mathbf{e}}_{\sigma'}$, for $j \neq l$, where \mathbf{G} denotes the dipole radiation kernel, such that $\epsilon_0 \mathbf{E}_s^{(l)}(\mathbf{r}) = \mathbf{G}(\mathbf{r} - \mathbf{r}_l) \mathbf{d}_l$ gives the scattered field from the atom l [72]. The response can then be understood in terms of the collective eigenmodes \mathbf{v}_n of \mathcal{H} [73], with corresponding eigenvalues $\delta_n + iv_n$, where $\delta_n = \omega_0 - \omega_n$ and v_n denote the collective line shift and linewidth, and ω_0 is the unshifted transition resonance frequency.

We engineer the spatially extended collective eigenmodes of a large array by designing the light-mediated interactions between the atoms in terms of the symmetries of an individual unit-cell of sites that form the lattice. Then the different eigenmodes of an appropriately

TABLE I. Normalized multipole decomposition of the eigenmodes of a square unit-cell with $a = 0.15\lambda$ and $\Delta_{\sigma}^{(j)} = 0$, as well as collective linewidths v_i^{uc} of each mode in an isolated unit-cell and v_i in a 20×20 lattice of unit-cells with $d = 0.5\lambda$. In (1-6) the polarization is in the yz plane while in (7-9) along the x direction. Degenerate modes are labeled with their degeneracy.

n	$ \mathbf{d} $	$ \mathbf{m} $	$ \mathbf{q}_e $	$ \mathbf{q}_m $	v_i^{uc}/γ	v_i/γ
1 (x2)	1				3.4	3.7
2		1			0.4	10^{-4}
3			1		0.25	10^{-3}
4			1		0.25	10^{-3}
5			1		0.08	10^{-3}
6 (x2)	0.89			0.05	0.09	0.1
7	1				3.3	0.02
8 (x2)		0.63	0.37		0.3	10^{-4}
9				0.78	0.02	10^{-8}

chosen unit-cell correspond to different multipole excitations, such as electric dipole, magnetic dipole, electric quadrupole, etc. Moreover, radiative interactions between unit-cells lead to collective eigenmodes of the entire array which behave as an effective lattice of these multipole moments, and can be excited by selectively manipulating each unit-cell.

We consider first a square array of unit-cells in the yz plane with lattice spacing d , where each unit-cell consists of four atomic sites forming a square with side-length a , as illustrated in Fig. 1(a). To characterize the optical response, we take the far-field radiation from each unit-cell and decompose it into vector spherical harmonics [71]

$$\mathbf{E}_s^{(j)} = \sum_{l=0}^{\infty} \sum_{m=-l}^l \left(\alpha_{\mathbf{E},lm}^{(j)} \Psi_{lm} + \alpha_{\mathbf{B},lm}^{(j)} \Phi_{lm} \right). \quad (1)$$

This expansion allows a collection of point dipoles with different positions and orientations to be decomposed into a set of multipole moments at the origin [72], with Ψ_{lm} corresponding to an electric dipole \mathbf{d} for $l=1$, quadrupole \mathbf{q}_e for $l=2$, octopole for $l=3$, etc., while Φ_{lm} represents magnetic multipoles (dipole \mathbf{m} , quadrupole \mathbf{q}_m , etc.).

To analyze the light-mediated interactions in a single unit-cell which makes up the lattice, we take the eigenvectors \mathbf{v}_n of the matrix \mathcal{H} corresponding to these four atoms in isolation, and decompose the scattered field when the atoms are in one of those eigenmodes. The results, normalized so that the sum of all multipole moments is one for each mode, are listed in Table I up to quadrupole moments. Most modes are dominantly represented by one of the multipole components and we find, e.g., eigenmodes with electric dipoles in the y or z ($n=1$, doubly degenerate), or x ($n=7$) directions. More interestingly, however,

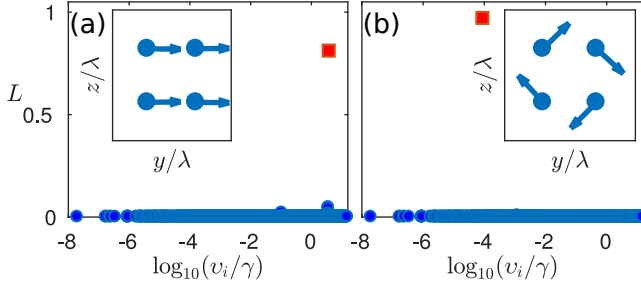


FIG. 2. (a) Occupations of collective excitation eigenmodes (ordered by linewidth v_i) in a steady state for a $20 \times 20 (\times 4)$ array ($d = 0.5\lambda$, $a = 0.15\lambda$), shown in Fig. 1(a), illuminated by a Gaussian profile $\mathcal{E}_0(y, z)$ with $1/e^2$ radius 7λ , when detunings are optimized to target the collective eigenmode (red square) which is closest to a uniform repetition of the unit-cell electric dipole mode. (b) As in (a), but with a target eigenmode closest to a uniform distribution of magnetic dipoles in the x direction (red square). Insets (a,b): the resulting atomic dipoles on a central unit-cell.

there are collective eigenmodes almost solely corresponding to a magnetic dipole in the x direction ($n=2$) [inset of Fig. 2(b)], electric quadrupoles, and those dominated by magnetic quadrupoles.

The electric dipole modes are spectrally close to the magnetic dipole mode, with the resonances shifted by 3.8γ —on the order of the collective linewidth 3.4γ of the superradiant electric dipole mode (Table I). The magnetic dipole mode is subradiant (linewidth 0.4γ). For each of these, there is a corresponding collective mode of the whole lattice which best resembles a uniform repetition of the eigenmode of each unit-cell. The collective nature of the modes in large arrays is most clearly manifested in strongly subradiant response, with several of the modes having linewidths orders of magnitude narrower than that of a single atom, or an isolated unit-cell.

The collective modes can be excited with a linearly-polarized laser by varying the atomic level shifts within each unit-cell, as illustrated in Fig. 2. We optimize the level shifts on each atom in the unit-cell to maximize overlap with the desired mode, while keeping all the unit-cells identical. Targeting the electric dipole mode in the y direction is straightforward [Fig. 2(a)], where the occupation measure of the collective eigenmode \mathbf{v}_j is defined as $L_j = |\mathbf{v}_j^T \mathbf{b}(t)|^2 / \sum_i |\mathbf{v}_i^T \mathbf{b}(t)|^2$ [18], with the resulting dominant occupation of the mode closest to a uniform repetition of the electric dipole mode. The central unit-cell clearly shows the collective electric dipole moment [inset of Fig. 2(a)].

While the uniform collective electric dipole mode is phase-matched with the incident light and is easy to excite, there is no direct coupling of the incident field to the uniform magnetic dipole mode. The magnetic dipole mode is also subradiant (‘dark’) and difficult to excite. By choosing appropriate level shifts $\Delta_\sigma^{(j)}$ for individual

atoms, we can induce a coupling between the electric and magnetic collective modes and excite the magnetic mode by first driving the electric mode by the incident field, following the transfer of the excitation to the magnetic mode. The process can be illustrated by an effective two-mode model between the two collective modes [71]

$$\partial_t \mathcal{P}_e = (i\delta_e + i\Delta - v_e)\mathcal{P}_e + \delta\mathcal{P}_m + f, \quad (2a)$$

$$\partial_t \mathcal{P}_m = (i\delta_m + i\Delta - v_m)\mathcal{P}_m + \delta\mathcal{P}_e, \quad (2b)$$

where f denotes the driving field, and $\mathcal{P}_{e,m}$ are the amplitudes, and $\delta_{e,m}$ and $v_{e,m}$ the collective resonance line shifts and linewidths of the electric and magnetic dipole modes, respectively. The contribution of the alternating level shifts in a unit-cell is encapsulated in δ [71] which breaks the symmetry by inducing a coupling between the modes, such that the electric and magnetic dipole modes are no longer eigenmodes of \mathcal{H} . The alternating level shifts can be generated, e.g., by the AC Stark shifts of crossed standing waves [71].

The effective dynamics of Eq. (2) can represent both a single unit-cell in isolation and the entire array of multiple unit-cells. The two cases dramatically differ by the value of v_m that becomes strongly subradiant as the size of the array increases ($v_m \simeq 10^{-4}\gamma$ for a 20×20 array, Table I; see also [71]). The ratio between the occupations of the magnetic and electric modes in the steady state of Eq. (2) at the resonance of the magnetic mode is δ^2/v_m^2 . Therefore, the narrow v_m in large arrays allows the magnetic dipole mode to dramatically dominate the electric dipole mode, even for relatively small level splittings δ , providing a protocol for synthesizing magnetic dipolar response that utilizes strong cooperative interactions in large systems. In other words, because of the deeply subradiant nature of the collective magnetic mode, this excitation does not decay and becomes dominant in the steady state, in a process reminiscent of the electromagnetically-induced transparency [74] of ‘dark’ and ‘bright’ states of noninteracting atoms. The excitation of the uniform collective magnetic dipole mode is shown in Fig. 2(b) with an occupation of ≈ 0.97 . For a single unit-cell, the amplitude of the magnetic dipole radiation here is about 23% of that of a single atom.

We next utilize the combination of electric and magnetic dipoles to prepare a Huygens’ surface. Huygens’ principle states each point on a propagating wave acts as a source of secondary spherical waves which interfere to produce the subsequent wavefront. A more rigorous formulation models each point as a perpendicular pair of electric and magnetic dipoles of equal strength [6, 75]. Each such point then acts as an ideal point source for light which propagates only in the forward direction. While these secondary sources were originally introduced as a conceptual means to understand wave propagation, a physical implementation of such a surface consisting of real emitters can be used to engineer arbitrary

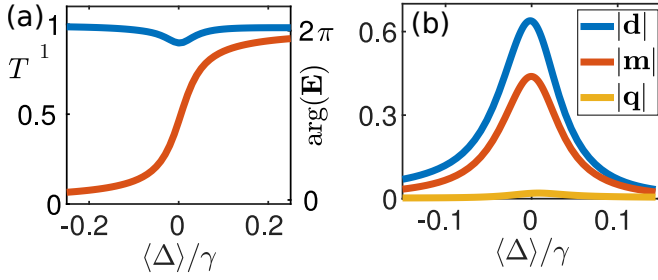


FIG. 3. (a) Transmission T (left axis) and phase (right axis) of the incident and scattered light in the forward direction as a function of the laser frequency for plane-wave illumination of a 32×32 lattice ($d = 0.8\lambda$, $a = 0.15\lambda$) showing the full 2π range with transmission everywhere exceeding 90%. (b) Decomposition of the corresponding radiative excitation into (curves from top to bottom) electric and magnetic dipole, and electric quadrupole contributions. The relative level shifts of all levels are held fixed, and identical on each unit-cell.

wavefronts by controlling the phase of the light produced at each point.

To form an effective Huygens' surface of crossed electric and magnetic dipoles we consider a geometry where each square unit-cell is rotated around the y axis and lies in the xy plane, with the electric (magnetic) dipole in the y (z) direction [Fig. 1(b)]. This is equivalent to having a bilayer array with two sites per unit-cell in each layer. We can again identify collective eigenmodes that are characterized by a uniform array of either electric and magnetic dipoles. In this case the collective linewidth of the magnetic dipole mode remain broader as the size of the array increases, since all the dipoles are in the same plane. We then control the atomic level shifts to form a superposition of electric and magnetic dipoles on each unit-cell.

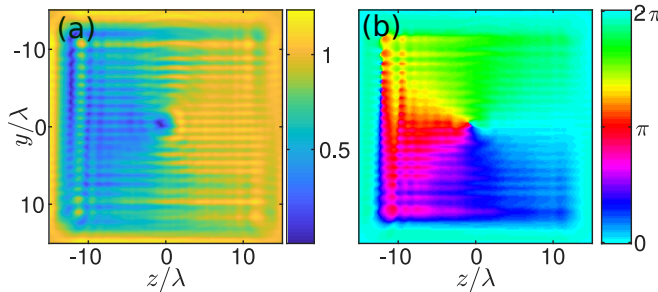


FIG. 4. (a) Transmission and (b) phase of the total electric field, calculated from each dipole at a distance 5λ for a 32×32 lattice ($d = 0.8\lambda$, $a = 0.15\lambda$) shown in Fig. 1(b). An incident plane wave is transformed to a vortex beam with orbital angular momentum \hbar per photon.

To utilize the Huygens' surface for wavefront engineering, we must control the phase of the total transmitted light at each unit-cell, which consists of both the incident and scattered light [71]. We show the control of

the phase over the whole range of $0 \leq \arg(\mathbf{E}) \leq 2\pi$ as a function of the detuning in an array of identical unit-cells in Fig. 3(a), while the transmission remains above 90% at all points. Minimum transmission generally increases with the number of atoms, but is already over 80% for a 20×20 array. Note that spectrally nonoverlapping resonances of the magnetic and electric dipole modes would produce significantly reduced transmission values at different frequencies. Having the two resonances spectrally overlapping yields a nearly flat line close to unity, despite providing a dramatic 2π phase change which is two times the phase shift that the magnetic or electric dipoles can individually contribute in resonance. The multipole decomposition of a unit-cell at the center of the lattice is plotted in Fig 3(b), showing the combination of electric and magnetic dipoles. The results in Fig. 3 are achieved by controlling the level shifts and also allowing the positions of each atom in the unit-cell to vary, up to a maximum of $0.05\lambda = a/3$, while keeping them constant from one unit-cell to another.

To demonstrate wavefront-engineering with the Huygens' surface, we show how a linearly polarized plane wave is transformed into a vortex beam with orbital angular momentum \hbar per photon, $\mathbf{E} \propto \exp(i\phi)$, with ϕ the azimuthal phase-winding about the beam axis [76]. We take the relative level shifts to be the same from one unit-cell to another, and the overall shift to vary such that the resulting phase of the transmitted light, interpolated from the data in Fig. 3, is proportional to the angle in the yz plane. The resulting transmitted light intensity and phase are shown in Fig. 4., with the 2π phase winding around the vortex. Deviations from uniform transmission are due to the finite lattice size and the variation of the transmitted light near the array.

In conclusion, we showed how to harness light-mediated resonant dipole-dipole interactions in atomic arrays to design collective excitations that exhibit optically active magnetism and a Huygens' surface. This is achieved by first designing the interactions in an individual unit-cell of the array to engineer a lattice of magnetic dipoles, or of crossed spectrally-overlapping electric and magnetic dipoles. The latter can be used to create a nearly-reflectionless Huygens' surface, consisting of ideal emitters with a fully 2π -controllable phase, that allows for arbitrary shaping of wavefronts, including even those for a single photon.

We acknowledge financial support from EPSRC.

* k.ballantine@lancaster.ac.uk

† j.ruostekoski@lancaster.ac.uk

[1] R.D. Cowan and University of California Press, *The Theory of Atomic Structure and Spectra*, Los Alamos Series in Basic and Applied Sciences (University of California Press, 1981).

- [2] Nikolay I. Zheludev and Yuri S. Kivshar, “From meta-materials to metadevices,” *Nature Materials* **11**, 917–924 (2012).
- [3] Nanfang Yu and Federico Capasso, “Flat optics with designer metasurfaces,” *Nature Materials* **13**, 139–150 (2014).
- [4] L. Novotny and B. Hecht, *Principles of Nano-Optics*, Principles of Nano-optics (Cambridge University Press, 2012).
- [5] C. Huygens, “Traité de la lumière,” (1690).
- [6] A. E. H. Love, “The integration of the equations of propagation of electric waves,” *Phil. Trans. R. Soc. London A* **197**, 1 (1901).
- [7] Christof Weitenberg, Manuel Endres, Jacob F. Sherson, Marc Cheneau, Peter Schauf, Takeshi Fukuhara, Immanuel Bloch, and Stefan Kuhr, “Single-spin addressing in an atomic mott insulator,” *Nature* **471**, 319–324 (2011).
- [8] Brian J. Lester, Niclas Luick, Adam M. Kaufman, Collin M. Reynolds, and Cindy A. Regal, “Rapid production of uniformly filled arrays of neutral atoms,” *Phys. Rev. Lett.* **115**, 073003 (2015).
- [9] T. Xia, M. Lichtman, K. Maller, A. W. Carr, M. J. Piotrowicz, L. Isenhower, and M. Saffman, “Randomized benchmarking of single-qubit gates in a 2d array of neutral-atom qubits,” *Phys. Rev. Lett.* **114**, 100503 (2015).
- [10] Manuel Endres, Hannes Bernien, Alexander Keesling, Harry Levine, Eric R. Anschuetz, Alexandre Krajenbrink, Crystal Senko, Vladan Vuletic, Markus Greiner, and Mikhail D. Lukin, “Atom-by-atom assembly of defect-free one-dimensional cold atom arrays,” *Science* **354**, 1024–1027 (2016).
- [11] Daniel Barredo, Sylvain de Léséleuc, Vincent Lienhard, Thierry Lahaye, and Antoine Browaeys, “An atom-by-atom assembler of defect-free arbitrary two-dimensional atomic arrays,” *Science* **354**, 1021–1023 (2016).
- [12] Hyosub Kim, Woojun Lee, Han-gyeol Lee, Hanlae Jo, Yunheung Song, and Jaewook Ahn, “In situ single-atom array synthesis using dynamic holographic optical tweezers,” *Nature Communications* **7**, 13317 (2016).
- [13] Alexandre Cooper, Jacob P. Covey, Ivaylo S. Madjarov, Sergey G. Porsev, Marianna S. Safronova, and Manuel Endres, “Alkaline-earth atoms in optical tweezers,” *Phys. Rev. X* **8**, 041055 (2018).
- [14] Stewart D. Jenkins and Janne Ruostekoski, “Controlled manipulation of light by cooperative response of atoms in an optical lattice,” *Phys. Rev. A* **86**, 031602 (2012).
- [15] Janos Perczel, Johannes Borregaard, Darrick E Chang, Hannes Pichler, Susanne F Yelin, Peter Zoller, and Mikhail D. Lukin, “Photonic band structure of two-dimensional atomic lattices,” *Phys. Rev. A* **96**, 063801 (2017).
- [16] Robert J. Bettles, Jiří Minář, Charles S. Adams, Igor Lesanovsky, and Beatriz Olmos, “Topological properties of a dense atomic lattice gas,” *Phys. Rev. A* **96**, 041603 (2017).
- [17] Robert J. Bettles, S. A. Gardiner, and Charles S. Adams, “Enhanced Optical Cross Section via Collective Coupling of Atomic Dipoles in a 2D Array,” *Phys. Rev. Lett.* **116**, 103602 (2016).
- [18] G. Facchinetti, S. D. Jenkins, and J. Ruostekoski, “Storing light with subradiant correlations in arrays of atoms,” *Phys. Rev. Lett.* **117**, 243601 (2016).
- [19] G. Facchinetti and J. Ruostekoski, “Interaction of light with planar lattices of atoms: Reflection, transmission, and cooperative magnetometry,” *Phys. Rev. A* **97**, 023833 (2018).
- [20] Ephraim Shahmoon, Dominik S. Wild, Mikhail D. Lukin, and Susanne F. Yelin, “Cooperative resonances in light scattering from two-dimensional atomic arrays,” *Phys. Rev. Lett.* **118**, 113601 (2017).
- [21] David Plankensteiner, Christian Sommer, Helmut Ritsch, and Claudiu Genes, “Cavity Antiresonance Spectroscopy of Dipole Coupled Subradiant Arrays,” *Phys. Rev. Lett.* **119**, 093601 (2017).
- [22] Ana Asenjo-Garcia, M. Moreno-Cardoner, A. Albrecht, H. J. Kimble, and D. E. Chang, “Exponential Improvement in Photon Storage Fidelities Using Subradiance and Selective Radiance in Atomic Arrays,” *Phys. Rev. X* **7**, 031024 (2017).
- [23] H. H. Jen, “Phase-imprinted multiphoton subradiant states,” *Phys. Rev. A* **96**, 023814 (2017).
- [24] P.-O. Guimond, A. Grankin, D. V. Vasilyev, B. Vermersch, and P. Zoller, “Subradiant bell states in distant atomic arrays,” *Phys. Rev. Lett.* **122**, 093601 (2019).
- [25] Martin Hebenstreit, Barbara Kraus, Laurin Ostermann, and Helmut Ritsch, “Subradiance via entanglement in atoms with several independent decay channels,” *Phys. Rev. Lett.* **118**, 143602 (2017).
- [26] Sebastian Krämer, Laurin Ostermann, and Helmut Ritsch, “Optimized geometries for future generation optical lattice clocks,” *Europhys. Lett.* **114**, 14003 (2016).
- [27] R. T. Sutherland and F. Robicheaux, “Collective dipole-dipole interactions in an atomic array,” *Phys. Rev. A* **94**, 013847 (2016).
- [28] Sung-Mi Yoo and Sun Mok Paik, “Cooperative optical response of 2D dense lattices with strongly correlated dipoles,” *Opt. Express* **24**, 2156 (2016).
- [29] Yu-Xiang Zhang and Klaus Mølmer, “Theory of subradiant states of a one-dimensional two-level atom chain,” *Phys. Rev. Lett.* **122**, 203605 (2019).
- [30] Vahagn Mkhitaryan, Lijun Meng, Andrea Marini, and F. Javier García de Abajo, “Lasing and amplification from two-dimensional atom arrays,” *Phys. Rev. Lett.* **121**, 163602 (2018).
- [31] Daniel Bhatti, Raimund Schneider, Steffen Oppel, and Joachim von Zanthier, “Directional dicke subradiance with nonclassical and classical light sources,” *Phys. Rev. Lett.* **120**, 113603 (2018).
- [32] Loïc Henriët, James S. Douglas, Darrick E. Chang, and Andreas Albrecht, “Critical open-system dynamics in a one-dimensional optical-lattice clock,” *Phys. Rev. A* **99**, 023802 (2019).
- [33] D. Plankensteiner, C. Sommer, M. Reitz, H. Ritsch, and C. Genes, “Enhanced collective purcell effect of coupled quantum emitter systems,” *Phys. Rev. A* **99**, 043843 (2019).
- [34] Juha Javanainen and Renuka Rajapakse, “Light propagation in systems involving two-dimensional atomic lattices,” *Phys. Rev. A* **100**, 013616 (2019).
- [35] Robert J Bettles, Mark D Lee, Simon A Gardiner, and Janne Ruostekoski, “Quantum and Nonlinear Effects in Light Transmitted through Planar Atomic Arrays,” (2019), arXiv:1907.07030.
- [36] Chunlei Qu and Ana M. Rey, “Spin squeezing and many-body dipolar dynamics in optical lattice clocks,” *Phys. Rev. A* **100**, 041602 (2019).

- [37] Yu-Xiang Zhang, Chuan Yu, and Klaus Mølmer, “Sub-radiant dimer excitations of emitter chains coupled to a 1d waveguide,” (2019), arXiv:1908.01818.
- [38] Fabrice Lemoult, Geoffroy Lerosey, Julien de Rosny, and Mathias Fink, “Resonant metalenses for breaking the diffraction barrier,” *Phys. Rev. Lett.* **104**, 203901 (2010).
- [39] Stewart D. Jenkins, Janne Ruostekoski, Nikitas Papasimakis, Salvatore Savo, and Nikolay I. Zheludev, “Many-body subradiant excitations in metamaterial arrays: Experiment and theory,” *Phys. Rev. Lett.* **119**, 053901 (2017).
- [40] A. Grankin, P. O. Guimond, D. V. Vasilyev, B. Vermersch, and P. Zoller, “Free-space photonic quantum link and chiral quantum optics,” *Phys. Rev. A* **98**, 043825 (2018).
- [41] K. E. Ballantine and J. Ruostekoski, “Subradiance-protected excitation spreading in the generation of collimated photon emission from an atomic array,” (2019), arXiv:1909.01912 [cond-mat.quant-gas].
- [42] S. Balik, A. L. Win, M. D. Havey, I. M. Sokolov, and D. V. Kupriyanov, “Near-resonance light scattering from a high-density ultracold atomic ^{87}Rb gas,” *Phys. Rev. A* **87**, 053817 (2013).
- [43] Julien Chabé, Mohamed-Taha Rouabah, Louis Bellando, Tom Bienaimé, Nicola Piovella, Romain Bachelard, and Robin Kaiser, “Coherent and incoherent multiple scattering,” *Phys. Rev. A* **89**, 043833 (2014).
- [44] J. Pellegrino, R. Bourgain, S. Jennewein, Y. R. P. Sortais, A. Browaeys, S. D. Jenkins, and J. Ruostekoski, “Observation of suppression of light scattering induced by dipole-dipole interactions in a cold-atom ensemble,” *Phys. Rev. Lett.* **113**, 133602 (2014).
- [45] A.S. Sheremet, I.M. Sokolov, D.V. Kupriyanov, S. Balik, A.L. Win, and M.D. Havey, “Light scattering on the $F = 1 \rightarrow F' = 0$ transition in a cold and high density ^{87}Rb vapor,” *Journal of Modern Optics* **61**, 77–84 (2014).
- [46] C. C. Kwong, T. Yang, M. S. Pramod, K. Pandey, D. Delande, R. Pierrat, and D. Wilkowski, “Cooperative emission of a coherent superflash of light,” *Phys. Rev. Lett.* **113**, 223601 (2014).
- [47] S. Jennewein, M. Besbes, N. J. Schilder, S. D. Jenkins, C. Sauvan, J. Ruostekoski, J.-J. Greffet, Y. R. P. Sortais, and A. Browaeys, “Coherent scattering of near-resonant light by a dense microscopic cold atomic cloud,” *Phys. Rev. Lett.* **116**, 233601 (2016).
- [48] S. L. Bromley, B. Zhu, M. Bishof, X. Zhang, T. Bothwell, J. Schachenmayer, T. L. Nicholson, R. Kaiser, S. F. Yelin, M. D. Lukin, A. M. Rey, and J. Ye, “Collective atomic scattering and motional effects in a dense coherent medium,” *Nat Commun* **7**, 11039 (2016).
- [49] S. D. Jenkins, J. Ruostekoski, J. Javanainen, R. Bourgain, S. Jennewein, Y. R. P. Sortais, and A. Browaeys, “Optical resonance shifts in the fluorescence of thermal and cold atomic gases,” *Phys. Rev. Lett.* **116**, 183601 (2016).
- [50] P. C. Bons, R. de Haas, D. de Jong, A. Groot, and P. van der Straten, “Quantum enhancement of the index of refraction in a Bose-Einstein condensate,” *Phys. Rev. Lett.* **116**, 173602 (2016).
- [51] William Guerin, Michelle O. Araújo, and Robin Kaiser, “Subradiance in a large cloud of cold atoms,” *Phys. Rev. Lett.* **116**, 083601 (2016).
- [52] Shimon Machluf, Julian B. Naber, Maarten L. Soudijn, Janne Ruostekoski, and Robert J. C. Spreeuw, “Collective suppression of optical hyperfine pumping in dense clouds of atoms in microtraps,” *Phys. Rev. A* **100**, 051801 (2019).
- [53] L. Corman, J. L. Ville, R. Saint-Jalm, M. Aidelsburger, T. Bienaimé, S. Nascimbène, J. Dalibard, and J. Beugnon, “Transmission of near-resonant light through a dense slab of cold atoms,” *Phys. Rev. A* **96**, 053629 (2017).
- [54] R. J. Bettles, T. Ilieva, H. Busche, P. Huillery, S. W. Ball, N. L. R. Spong, and C. S. Adams, “Collective mode interferences in light-matter interactions,” (2018), arXiv:1808.08415.
- [55] Jun Rui, David Wei, Antonio Rubio-Abadal, Simon Hollerith, Johannes Zeiher, Dan M. Stamper-Kurn, Christian Gross, and Immanuel Bloch, “A subradiant optical mirror formed by a single structured atomic layer,” (2020), arXiv:2001.00795.
- [56] Carl Pfeiffer and Anthony Grbic, “Metamaterial huygens’ surfaces: Tailoring wave fronts with reflectionless sheets,” *Phys. Rev. Lett.* **110**, 197401 (2013).
- [57] Manuel Decker, Isabelle Staude, Matthias Falkner, Jason Dominguez, Dragomir N. Neshev, Igal Brener, Thomas Pertsch, and Yuri S. Kivshar, “High-efficiency dielectric huygens surfaces,” *Advanced Optical Materials* **3**, 813–820 (2015).
- [58] Ye Feng Yu, Alexander Y. Zhu, Ramn Paniagua-Dominguez, Yuan Hsing Fu, Boris Luk’yanchuk, and Arseniy I. Kuznetsov, “High-transmission dielectric metasurface with 2π phase control at visible wavelengths,” *Laser & Photonics Reviews* **9**, 412–418 (2015).
- [59] Katie E. Chong, Isabelle Staude, Anthony James, Jason Dominguez, Sheng Liu, Salvatore Campione, Ganapathi S. Subramania, Ting S. Luk, Manuel Decker, Dragomir N. Neshev, Igal Brener, and Yuri S. Kivshar, “Polarization-independent silicon metadevices for efficient optical wavefront control,” *Nano Letters* **15**, 5369–5374 (2015).
- [60] Mikhail I. Shalaev, Jingbo Sun, Alexander Tsukernik, Apra Pandey, Kirill Nikolskiy, and Natalia M. Litchinitser, “High-efficiency all-dielectric metasurfaces for ultracompact beam manipulation in transmission mode,” *Nano Letters* **15**, 6261–6266 (2015).
- [61] Fabrice Gerbier, Artur Widera, Simon Fölling, Olaf Mandel, and Immanuel Bloch, “Resonant control of spin dynamics in ultracold quantum gases by microwave dressing,” *Phys. Rev. A* **73**, 041602 (2006).
- [62] Anatoly A. Svidzinsky, Jun-Tao Chang, and Marlan O. Scully, “Cooperative spontaneous emission of n atoms: Many-body eigenstates, the effect of virtual Lamb shift processes, and analogy with radiation of n classical oscillators,” *Phys. Rev. A* **81**, 053821 (2010).
- [63] Jemma A Needham, Igor Lesanovsky, and Beatriz Olmos, “Subradiance-protected excitation transport,” *New Journal of Physics* **21**, 073061 (2019).
- [64] Olivier Morice, Yvan Castin, and Jean Dalibard, “Refractive index of a dilute bose gas,” *Phys. Rev. A* **51**, 3896–3901 (1995).
- [65] Janne Ruostekoski and Juha Javanainen, “Quantum field theory of cooperative atom response: Low light intensity,” *Phys. Rev. A* **55**, 513–526 (1997).
- [66] Juha Javanainen, Janne Ruostekoski, Bjarne Vestergaard, and Matthew R. Francis, “One-dimensional modeling of light propagation in dense and degenerate samples,” *Phys. Rev. A* **59**, 649–666 (1999).

- [67] I. M. Sokolov, D. V. Kupriyanov, and M. D. Havey, “Microscopic theory of scattering of weak electromagnetic radiation by a dense ensemble of ultracold atoms,” *Journal of Experimental and Theoretical Physics* **112**, 246–260 (2011).
- [68] Juha Javanainen, Janne Ruostekoski, Yi Li, and Sung-Mi Yoo, “Shifts of a resonance line in a dense atomic sample,” *Phys. Rev. Lett.* **112**, 113603 (2014).
- [69] R. T. Sutherland and F. Robicheaux, “Coherent forward broadening in cold atom clouds,” *Phys. Rev. A* **93**, 023407 (2016).
- [70] Mark D. Lee, Stewart D. Jenkins, and Janne Ruostekoski, “Stochastic methods for light propagation and recurrent scattering in saturated and nonsaturated atomic ensembles,” *Phys. Rev. A* **93**, 063803 (2016).
- [71] See Supplemental Material for technical details, which includes Refs. [14, 18, 19, 34, 62, 70, 72? ? ? ? ? –74].
- [72] John David Jackson, *Classical Electrodynamics*, 3rd ed. (Wiley, New York, 1999).
- [73] S. D. Jenkins, J. Ruostekoski, J. Javanainen, S. Jennewein, R. Bourgain, J. Pellegrino, Y. R. P. Sortais, and A. Browaeys, “Collective resonance fluorescence in small and dense atom clouds: Comparison between theory and experiment,” *Phys. Rev. A* **94**, 023842 (2016).
- [74] Michael Fleischhauer, Atac Imamoglu, and Jonathan P. Marangos, “Electromagnetically induced transparency: Optics in coherent media,” *Rev. Mod. Phys.* **77**, 633–673 (2005).
- [75] S. A. Schelkunoff, “Some equivalence theorems of electromagnetics and their application to radiation problems,” *The Bell System Technical Journal* **15**, 92–112 (1936).
- [76] L. Allen, S.M. Barnett, and M.J. Padgett, *Optical Angular Momentum*, Optics & Optoelectronics (Taylor & Francis, 2003).