

Experimental Test of Tight State-Independent Preparation Uncertainty Relations for Qubits

Stephan Sponar^{1,*}, Armin Danner¹, Kazuma Obigane², Simon Hack¹, and Yuji Hasegawa^{1,2,†}

¹Atominstitut, TU Wien,

Stadionallee 2, 1020 Vienna, Austria

²Department of Applied Physics, Hokkaido University,
Kita-ku, Sapporo 060-8628, Japan

(Dated: March 7, 2022)

A major flaw of the well-known Robertson-Schrödinger uncertainty relations is their state-dependence of the lower bounds, which are trivial for certain states. A general approach to derive tight state-independent uncertainty relations for qubit measurements was introduced in Abbott *et al.*, [Mathematics 4, 8 (2016)]. The derived measurement uncertainty relations are expressed in terms of expectation value, standard deviation, and entropy. Here, we present a neutron optical test of the tight state independent preparation uncertainty relations for non-commuting Pauli spin observables with mixed spin states. The final results, obtained in a polarimetric experiment, reproduce the theoretical predictions evidently for arbitrary initial states of variable degree of polarization.

Introduction.— The impossibility of assigning definite values to incompatible observables is a fundamental feature of quantum mechanics. It manifests in the impossibility to *prepare* quantum states that have arbitrarily precise simultaneous values of position Q and momentum P . This is expressed in the well-known position-momentum uncertainty relation $\Delta Q \Delta P \geq \hbar/2$, which sets a lower bound on the product of standard deviations of the position and momentum observables. The position-momentum uncertainty relation has been generally proven from basic principles of quantum mechanics by Kennard in 1927 [1], following Heisenberg's introduction of the *uncertainty principle* illustrated by the famous γ -ray microscope *Gedankenexperiment* [2]. However, the γ -ray microscope sets a lower bound for the product of the *measurement* error and the disturbance in a joint - or more precisely sequential - measurement of position Q and momentum P on a single particle. Hence, the position-momentum uncertainty relation in terms of standard deviations quantifies the accuracy with which a state can be *prepared* with respect to the observables of interest, rather than the ability to jointly *measure* them. In 1929 Robertson generalized the uncertainty relation to arbitrary pairs of incompatible (i.e., non-commuting) observables A and B as

$$\Delta A \Delta B \geq \frac{1}{2} |\langle \psi | [A, B] | \psi \rangle|, \quad (1)$$

for any state $|\psi\rangle$, where $[A, B]$ represents the commutator $[A, B] = AB - BA$ and the standard deviation of an observable X is defined as $(\Delta X)^2 = \langle \psi | X^2 | \psi \rangle - \langle \psi | X | \psi \rangle^2$ [3]. However, Robertson's uncertainty relation turned out to follow from a slightly stronger inequality namely the Schrödinger uncertainty relation [4], which is given by

$$\Delta A \Delta B \geq |\langle \psi | \{A, B\} | \psi \rangle - \langle \psi | A | \psi \rangle \langle \psi | B | \psi \rangle|^2 + \frac{1}{2i} \langle \psi | [A, B] | \psi \rangle|^2, \quad (2)$$

where the anticommutator $\{A, B\} = AB + BA$ is used. Here, the right-hand side (RHS) of Eq. (2) yields a tighter bound than Eq. (1).

Note that Kennard's, Robertson's and Schrödinger's uncertainty relations all express a quantitative statement about the measurement statistics for A and B of different ensembles that are measured separately (many times) on identically-prepared quantum systems; this is the reason why such relations are usually referred to as *preparation uncertainty relations*. They propose fundamental limits on the measurement statistics for any state preparation. The fact that in the case of *preparation uncertainty relations* the measurements are performed on different ensembles is in total contrast to Heisenberg's original discussion of his *uncertainty principle*, which addresses the inability to jointly (simultaneously or sequentially) measure incompatible observables with arbitrary accuracy. Consequently, uncertainty relations have a long history of being misinterpreted as exclusive statements about joint measurements.

In recent years *measurement uncertainty relations*, as originally proposed by Heisenberg [2], have received renewed attention. New measures and uncertainty relations for error and disturbance have been proposed [5, 6], refined [7, 8], and experimentally tested in neutronic [9–11] and photonic [12–17] systems. However, there continues to be some debate as to the appropriate measure of measurement (in)accuracy and of disturbance [5–7, 9–12, 14–24].

This recent interest in measurement uncertainty relations revealed a flaw in the well-known Robertson-Schrödinger uncertainty relation, namely its *state-dependence* of the RHS of Eq.(1). Owing to this fact the lower bound on the right-hand side of Eqs. (1) and (2) may become zero for certain states, even for non-commuting A and B . Hence, Deutsch began to seek a theorem of linear algebra in the form $\mathcal{U}(A, B, \psi) \geq \mathcal{B}(A, B)$ - that is a *state-independent*

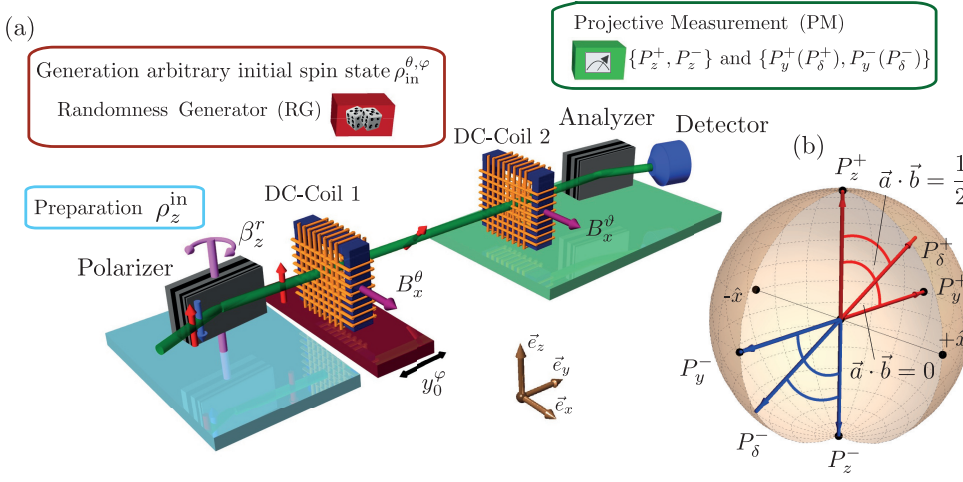


FIG. 1: (a) Experimental setup for determining the tight preparation uncertainty relation for neutron spins. Blue: preparation of incident state $\rho_{\text{in}}^{\theta, \varphi}$. Ruby: the initial state $\rho_{\text{in}}^{\theta, \varphi}$ is chosen by the randomness generator (RG) and generated by dc coil 1, where polar angle θ is dependent on the static magnetic field B_x^{RG} and azimuthal angle φ on the position y_0 . Green: the projectors $P_z^+, P_z^-, P_y^+(P_\delta^+)$ and $P_y^-(P_\delta^-)$ are realized by the action of the supermirror (analyzer), while applying the respective magnetic fields in dc-coil 2. (b) Bloch sphere description of projectors $P_z^+, P_y^+(P_\delta^+)$ and $P_z^-, P_y^-(P_\delta^-)$.

relation - and furthermore suggested to use (Shannon) *entropy* as measure [25, 26]. Note that Heisenberg's (Kennard) inequality $\Delta Q \Delta P \geq \frac{\hbar}{2}$ has that form but its generalizations Eqs. (1) and (2) do not. Common to all entropic uncertainty relations is the peculiarity of setting bounds on the sum of the entropies of A and B rather than on the product. The most well known formulation of entropic uncertainty relations was given by Maassen and Uffink [27] in 1988 as

$$H(A) + H(B) \geq -2 \log c, \quad (3)$$

where $c = \max_{i,j} |\langle a_i | b_j \rangle|$ is the maximum overlap between the eigenvectors $|a_i\rangle$ and $|b_j\rangle$ of observables A and B , respectively. Then the Shannon entropy $H(A) = -\sum_i \text{Tr}[\rho P_i] \log(\text{Tr}[\rho P_i])$, with P_i being a projector from the spectral decomposition of the observable A , given by $A = \sum_i a_i P_i$, serves as a measure of uncertainty for the observable A in the state ρ . In more recent time, entropic uncertainty relations have been extended to include the case of quantum memories [28, 29].

The growth in the numbers of studies, both theoretically and experimentally, in *measurement* uncertainty relations has prompted renewed interest in the possibility of state-independent preparation uncertainty relations for the standard deviations of observables, rather than entropic relations.

Theoretical framework.— Two authors of the present paper proposed and carried out a general approach for deriving tight state-independent uncertainty relations for qubit measurements that completely characterize the obtainable uncertainty values in [30]. Their equivalent relations in terms of expectation values, standard deviations and entropies can more generally be transformed into other relations, in terms of any measure of uncertainty that can be written as a function of the expectation value. Any pair of Pauli observables $A = \vec{a} \cdot \vec{\sigma}$ and $B = \vec{b} \cdot \vec{\sigma}$, with $\vec{\sigma} = (\sigma_x, \sigma_y, \sigma_z)^T$ and an arbitrary quantum state

$\rho = \frac{1}{2}(\mathbb{1} + \vec{r} \cdot \vec{\sigma})$ satisfies the condition

$$|\langle A \rangle \vec{a} - \langle B \rangle \vec{b}|^2 \leq (1 - (\vec{a} \cdot \vec{b})^2) |\vec{r}|^2 \leq 1 - (\vec{a} \cdot \vec{b})^2 = |\vec{a} \times \vec{b}|^2. \quad (4)$$

The standard deviation ΔA and expectation value $\langle A \rangle$ are connected via $(\Delta A)^2 = 1 - \langle A \rangle^2$ and $\langle A \rangle = \pm \sqrt{1 - (\Delta A)^2}$ since every Pauli operator A satisfies $\langle A^2 \rangle = \mathbb{1}$. Hence, the tight state-independent uncertainty relation, given in Eq. (4), can be rewritten in terms of standard deviations as

$$(\Delta A)^2 + (\Delta B)^2 + 2|\vec{a} \cdot \vec{b}| \sqrt{1 - (\Delta A)^2} \sqrt{1 - (\Delta B)^2} \geq 2 - (1 - (\vec{a} \cdot \vec{b})^2) |\vec{r}|^2 \geq 1 + (\vec{a} \cdot \vec{b})^2. \quad (5)$$

In the case of qubits, the Shannon entropy of a Pauli observable $H(A)$ can be directly expressed in terms of the expectation value $\langle A \rangle$, namely: $H(A) = h_2\left(\frac{1+\langle A \rangle}{2}\right) = h_2\left(\frac{1-\langle A \rangle}{2}\right)$, where h_2 is the binary entropy function defined as $h_2(p) = -p \log p - (1-p) \log(1-p)$, or $\langle A \rangle = \pm f(H(A))$ with $f(x) := 1 - 2h_2^{-1}(x)$, where h_2^{-1} denotes the inverse function of h_2 . Then one obtains the following tight relation for two Pauli observables

$$f(H(A))^2 + f(H(B))^2 - 2|\vec{a} \cdot \vec{b}| f(H(A)) f(H(B)) \leq (1 - (\vec{a} \cdot \vec{b})^2) |\vec{r}|^2 \leq 1 - (\vec{a} \cdot \vec{b})^2 \quad (6)$$

Experiment.— In this letter, we present a neutron optical test of the tight state independent preparations uncertainties described by Eqs. (4-6). The experiment was carried out at the polarimeter instrument *NepTun* (*Neutron Polarimeter TU wien*), located at the tangential beam port of the 250 kW TRIGA research reactor at the Atominstut - TU Wien, in Vienna, Austria. A schematic illustration of the experimental setup is depicted in Fig. 1. An incoming monochromatic neutron beam with mean wavelength $\lambda \simeq 2.02 \text{ \AA}$ ($\Delta\lambda/\lambda \simeq 0.02$) is

polarized along the vertical ($+z$) direction by refraction from a tunable CoTi multilayer array, hence on referred to as supermirror. The incident (mixed) state is given by $\rho_z^{\text{in}} = \frac{1}{2}(\mathbb{1} + r\sigma_z)$, where $r = 1$ corresponds to the pure state $|+z\rangle$. The mixing parameter r is linearly dependent on the incident angle β_z^r between the supermirror and the neutron beam, in the required parameter region. Experimentally, initial degrees of polarizations between $r_{\text{min}} = 0.83(1)$ and $r_{\text{max}} = 0.99(1)$ were achieved. To avoid depolarization, the setup is covered by a 13 G guide field in vertical direction (not depicted in Fig. 1). The initial states are chosen by a classical randomness generator and prepared by direct current (dc) coil 1, which generates a static magnetic field B_x^θ pointing to the x -direction. The magnetic field induces a unitary Larmor precession $U_{\text{DC}} = e^{i\theta\sigma_x}$ by an angle θ inside the coil expressed as $\rho_{\text{in}}^\theta = U_{\text{DC}}^\dagger \rho_z^{\text{in}} U_{\text{DC}}$.

The angle of rotation $\theta = \gamma B_x t$ is proportional to the magnetic field strength and the time t of passage of the neutron through the coil, γ being the gyromagnetic ratio $\gamma = -\frac{2|\mu|}{\hbar}$, where μ denotes the magnetic moment of the neutron. Since the transition time t is constant, the polar angle θ of the initial spin state ρ_{in}^θ is entirely controlled by the electric current in the coil that generates the magnetic field B_x . The azimuthal angle φ of the prepared initial state $\rho_{\text{in}}^{\theta,\varphi}$, given by $\rho_{\text{in}}^{\theta,\varphi} = U_{\text{GF}}^\dagger U_{\text{DC}}^\dagger \rho_z^{\text{in}} U_{\text{DC}} U_{\text{GF}}$ and $U_{\text{GF}} = e^{i\varphi\sigma_z}$, is induced by Larmor precession within the static magnetic guide field. The respective angle is adjusted by the appropriate position y_0^φ of dc-coil 1. Note that all randomly selected initial states lie on the boundary region of the respective tight uncertainty relation and belong to a subset of all possible states.

Our experimental test of the tight uncertainty relations Eqs. (4-6) is conducted for two fixed Pauli operators $A = \vec{a} \cdot \vec{\sigma}$ and $B = \vec{b} \cdot \vec{\sigma}$, with (i) $\vec{a} \cdot \vec{b} = 0$ and (ii) $\vec{a} \cdot \vec{b} = \frac{1}{2}$. For (i) we chose $\vec{a} = (0, 0, 1)^T$ and $\vec{b} = (0, 1, 0)^T$, thus the four projectors P_z^+, P_z^-, P_y^+ and P_y^- were measured for every randomly chosen initial state $\rho_{\text{in}}^{\theta,\varphi}$, resulting in an observed intensity denoted as $I = \text{Tr}(\rho_{\text{in}}^{\theta,\varphi} P_i^j)$, with $i = z, y$ and $j = +, -$. The projectors are realized by the action of the supermirror (analyzer) while applying the respective magnetic fields in dc-coil 2. Inside dc-coil 2, the magnetic field B_x^θ induces spinor rotations of $\vartheta = 0, \pi, +\frac{\pi}{2}$ and $\vartheta = -\frac{\pi}{2}$ about the x -axis, required for projective measurements along the $+z, -z, +y$ and $-y$ -direction, respectively. Since all four projectors lie in the y - z -plane the position of dc-coil 2 remains unchanged. For (ii) $\vec{a} \cdot \vec{b} = \frac{1}{2}$, which corresponds to an angle of $\vartheta = 60^\circ$ between \vec{a} and \vec{b} , we have again $\vec{a} = (0, 0, 1)^T$ but $\vec{b} = (0, \frac{\sqrt{3}}{2}, \frac{1}{2})^T$ now. The respective projectors are denoted as P_z^+, P_z^-, P_δ^+ and P_δ^- , respectively.

Results - Expectation Values.—Equation (4) sets tight constraints on the allowed values for the expectation values $\langle A \rangle$ and $\langle B \rangle$, which is experimentally tested with

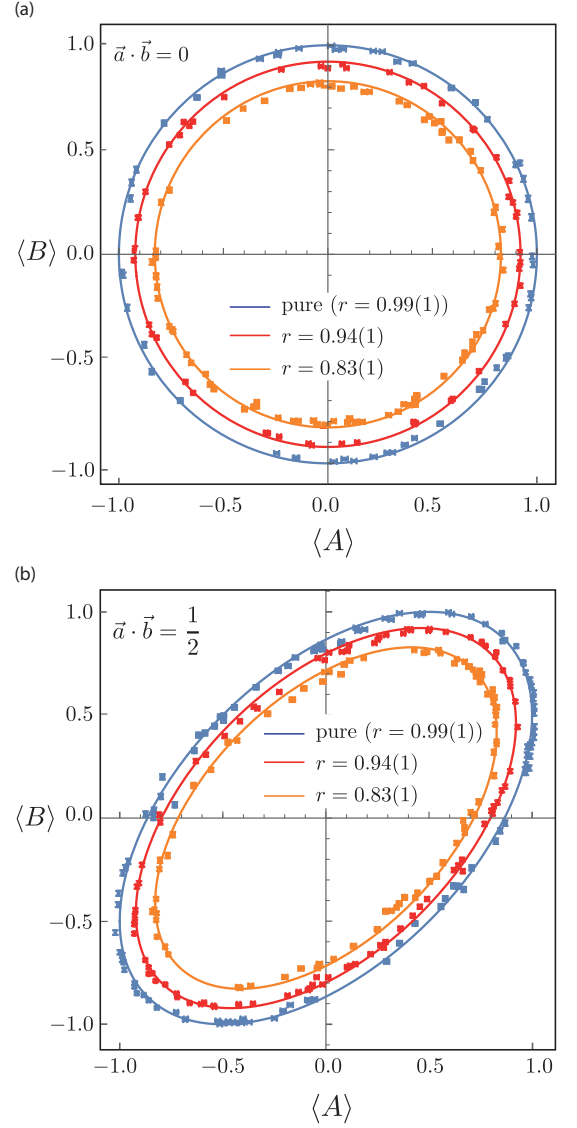


FIG. 2: Plots of the experimentally obtained values for expectation values $\langle A \rangle$ and $\langle B \rangle$ for (a) $\vec{a} \cdot \vec{b} = 0$ and (b) $\vec{a} \cdot \vec{b} = \frac{1}{2}$. The colored ellipses indicate the boundary of the allowed values for $\langle A \rangle$ and $\langle B \rangle$ for three different initial degrees of polarization.

a set of randomly chosen initial states ρ_{in}^θ . Note that all states that saturate the bound of Eq. (4) are found in the y - z -plane. Therefore, the position of dc-coil 1 remains fixed for this measurement. The measurement is carried out for three initial degrees of polarization, which are tuned by the angle β_z^r between the supermirror and the neutron beam, namely $r_{\text{min}} = 0.83(1)$, $r_{\text{mid}} = 0.94(1)$ and $r_{\text{max}} = 0.99(1)$. The obtained values for $\langle A \rangle$ and $\langle B \rangle$ form ellipses, which are depicted in Fig. 2 (a) for $\vec{a} \cdot \vec{b} = 0$ and Fig. 2 (b) $\vec{a} \cdot \vec{b} = \frac{1}{2}$, respectively. The ellipses convert to a circle in the case $\vec{a} \cdot \vec{b} = 0$. For all initial degrees of polarization the theoretical predictions (solid lines in Fig. 2) are reproduced evidently, confirming the

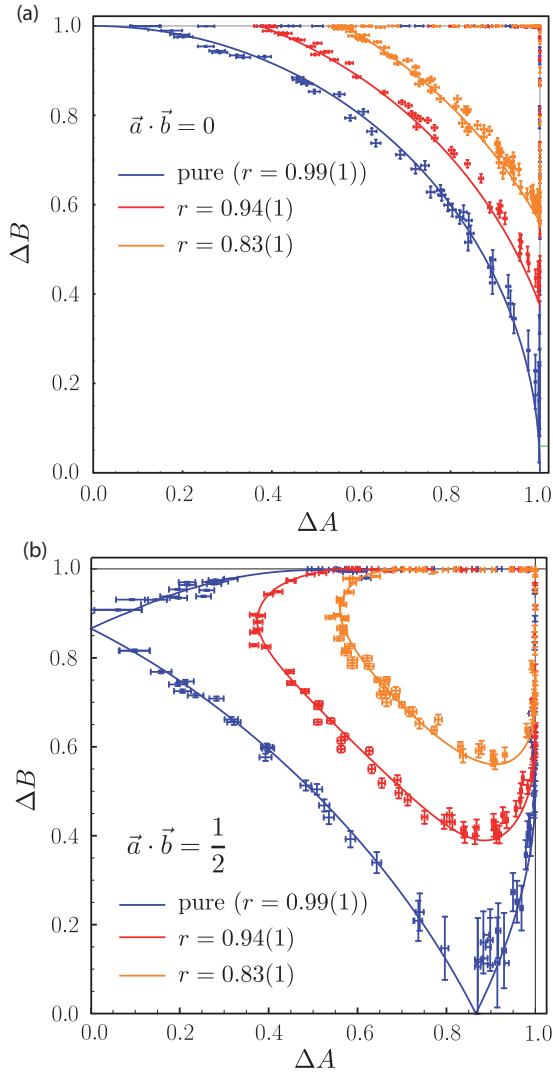


FIG. 3: Plots of the experimentally obtained values for standard deviations ΔA and ΔB for (a) $\vec{a} \cdot \vec{b} = 0$ and (b) $\vec{a} \cdot \vec{b} = \frac{1}{2}$. The colored curves indicate the boundary of the allowed values for ΔA and ΔB for three different degrees of initial degrees of polarization.

tight state-independent uncertainty relation expressed in terms of expectation values $\langle A \rangle$ and $\langle B \rangle$.

Results - Standard Deviations.—Since expectation value and standard deviation of Pauli observables are related via $\Delta X = \sqrt{\langle X \rangle^2 - 1}$, the data obtained from above is accordingly transformed to evaluate the tight state-independent preparation uncertainty relation as expressed in Eq. (5). Unlike the case of expectation values, initial states ρ_{in}^θ , that lie in the y - z -plane, do not make up all the boundaries but only the curved, lower ones in Fig. 3 (a) for $\vec{a} \cdot \vec{b} = 0$. At $\theta = 0$, standard deviation ΔB starts at maximal value (for $r = 1$ this is $\Delta B = 1$) and ΔA is minimal (for $r = 1$ this is $\Delta A = 0$). For increasing values of θ , ΔB decreases

while ΔA increases. Finally, at $\theta = \frac{\pi}{2}$, ΔB is minimal (for $r = 1$, $\Delta B = 0$) and ΔA is maximal (for $r = 1$, $\Delta A = 1$). In the interval $\theta \in [\frac{\pi}{2}, \pi]$ the reverse behavior is observed. For $\theta \in [\pi, 2\pi]$, the results of $\theta \in [0, \pi]$ are reproduced. The vertical boundary, corresponding to a constant value of $\Delta A = 1$ is obtained for initial states $\rho_{\text{in}}^{\theta, \varphi}$ with constant polar angle $\theta = \frac{\pi}{2}$ and randomly generated azimuthal angle $\varphi \in [0, \frac{\pi}{2}]$ and vice versa for the horizontal boundary ($\Delta B = 1$).

For $\vec{a} \cdot \vec{b} = \frac{1}{2}$, depicted in Fig. 3 (b), the curved boundary is obtained for initial states ρ_{in}^θ with $\theta \in [0, \frac{\pi}{2}] \cup \theta \in [\frac{3\pi}{4}, \pi]$, which are randomly generated. The procedure for horizontal and vertical boundary is accordingly adopted. For all three initial degrees of polarization ($r_{\text{min}} = 0.83$, $r_{\text{mid}} = 0.94$ and $r_{\text{max}} = 0.99$) the theoretical predictions

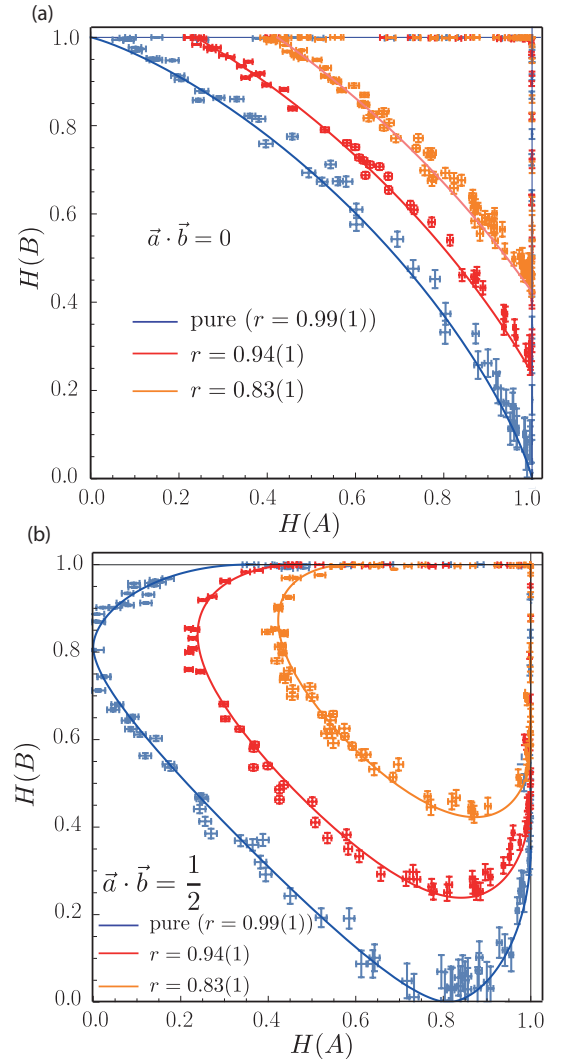


FIG. 4: Plots of the experimentally obtained values for entropies $H(A)$ and $H(B)$ for (a) $\vec{a} \cdot \vec{b} = 0$ and (b) $\vec{a} \cdot \vec{b} = \frac{1}{2}$. The colored curves indicate the boundary of the allowed values for $H(A)$ and $H(B)$ for three different degrees of initial degrees of polarization.

of the tight state-independent uncertainty relation in terms of standard deviations ΔA and ΔB (solid lines in Fig. 3) are experimentally verified.

Results - Entropy.—The approach, presented in [30] for a tight state-independent uncertainty relations for qubits, is based on the fact that in the case of Pauli observables the expectation value contains all information about the uncertainty in the measurement. Consequently, the uncertainty can also be expressed in terms of entropy, which is also a function of the expectation value. The obtained results for three initial degrees of polarizations ($r_{\min} = 0.83$, $r_{\text{mid}} = 0.94$ and $r_{\max} = 0.99$) are depicted in Fig. 4.

Again, as in the case of standard deviations, initial states $\rho_{\text{in}}^{\theta}$, that lie in the y - z -plane, are all found on the curved boundaries in Fig. 4 (a) for $\vec{a} \cdot \vec{b} = 0$ and in Fig. 4 (b) for $\vec{a} \cdot \vec{b} = \frac{1}{2}$, respectively. The theoretical predictions, indicated by solid lines in Fig. 4 are reproduced evidently, demonstrating a tight state-independent uncertainty relation for entropies $H(A)$ and $H(B)$.

Concluding Remarks.—We have demonstrated the experimental validity of a tight state-independent uncertainty relation for pairs of Pauli measurements on qubits. The observed uncertainty relations, expressed in terms of expectation values, standard deviations and Shannon entropy, completely characterize the allowed values of uncertainties for Pauli spin observables. The theoretical framework allows for uncertainty relations for three (or more) observables, which will be a topic of forthcoming publications. Finally, we want to emphasize, that it is also possible to go beyond projective measurements and give similar relations for positive-operator valued measures (POVMs) for qubits with binary outcomes, which will be investigated in upcoming experiments.

Acknowledgments.—S.S. and Y.H. acknowledge support by the Austrian science fund (FWF) Projects No. P30677-N20 and No. P27666-N20.

* sponar@ati.ac.at

† Hasegawa@ati.ac.at

[1] E. H. Kennard, Z. Phys. **44**, 326 (1927).

[2] W. Heisenberg, Z. Phys. **43**, 172 (1927).

[3] H. P. Robertson, Phys. Rev. **34**, 163 (1929).

[4] E. Schrödinger, Sitzungsberichte der Preussischen Akademie der Wissenschaften, Physikalisch-

mathematische Klasse **14**, 296 (1930), engl. translation at <http://arxiv.org/abs/quant-ph/9903100>.

[5] M. Ozawa, Phys. Rev. A **67**, 042105 (2003).

[6] P. Busch, P. Lahti, and R. F. Werner, Phys. Rev. Lett. **111**, 160405 (2013).

[7] C. Branciard, Proc. Natl. Acad. Sci. USA **17**, 6742 (2013).

[8] M. Ozawa, arXiv:1404.3388v1 [quant-ph] (2014).

[9] J. Erhart, S. Sponar, G. Sulyok, G. Badurek, M. Ozawa, and Y. Hasegawa, Nature Physics **8**, 185 (2012).

[10] G. Sulyok, S. Sponar, J. Erhart, G. Badurek, M. Ozawa, and Y. Hasegawa, Phys. Rev. A **88**, 022110 (2013).

[11] G. Sulyok and S. Sponar, Phys. Rev. A **96**, 022137 (2017).

[12] L. A. Rozema, A. Darabi, D. H. Mahler, A. Hayat, Y. Soudagar, and A. M. Steinberg, Phys. Rev. Lett. **109**, 100404 (2012).

[13] S.-Y. Baek, F. Kaneda, M. Ozawa, and K. Edamatsu, Scientific reports **3**, 2221 (2013).

[14] F. Kaneda, S.-Y. Baek, M. Ozawa, and K. Edamatsu, Phys. Rev. Lett. **112**, 020402 (2014).

[15] M. Ringbauer, D. N. Biggerstaff, M. A. Broome, A. Fedrizzi, C. Branciard, and A. G. White, Phys. Rev. Lett. **112**, 020401 (2014).

[16] W. Ma, Z. Ma, H. Wang, Z. Chen, Y. Liu, F. Kong, Z. Li, X. Peng, M. Shi, F. Shi, et al., Phys. Rev. Lett. **116**, 160405 (2016).

[17] Y.-L. Mao, Z.-H. Ma, R.-B. Jin, Q.-C. Sun, S.-M. Fei, Q. Zhang, J. Fan, and J.-W. Pan, Phys. Rev. Lett. **122**, 090404 (2019).

[18] M. Ozawa, Physics Letters A **318**, 21 (2003).

[19] M. J. W. Hall, Phys. Rev. A **69**, 052113 (2004).

[20] P. Busch, P. Lahti, and R. F. Werner, Phys. Rev. A **89**, 012129 (2014).

[21] P. Busch, P. Lahti, and R. F. Werner, Rev. Mod. Phys. **86**, 1261 (2014).

[22] F. Buscemi, M. J. Hall, M. Ozawa, and M. M. Wilde, Phys. Rev. Lett. **112**, 050401 (2014).

[23] G. Sulyok, S. Sponar, B. Demirel, F. Buscemi, M. J. W. Hall, M. Ozawa, and Y. Hasegawa, Phys. Rev. Lett. **115**, 030401 (2015).

[24] A. Barchielli, M. Gregoratti, and A. Toigo, Communications in Mathematical Physics **357**, 1253 (2018).

[25] D. Deutsch, Phys. Rev. Lett. **50**, 631 (1983).

[26] K. Kraus, Phys. Rev. D **35**, 3070 (1987).

[27] H. Maassen and J. B. M. Uffink, Phys. Rev. Lett. **60**, 1103 (1988).

[28] M. Berta, M. Christandl, R. Colbeck, J. M. Renes, and R. Renner, Nature Physics **6**, 659 (2010).

[29] A. K. Pati, M. M. Wilde, A. R. U. Devi, A. K. Rajagopal, and Sudha, Phys. Rev. A **86**, 042105 (2012).

[30] A. A. Abbott, P.-L. Alzieu, M. J. W. Hall, and C. Branciard, Mathematics **4** (2016).