

Ruling Out the Massless Up-Quark Solution to the Strong CP Problem by Computing the Topological Mass Contribution with Lattice QCD

Constantia Alexandrou,^{1,2} Jacob Finkenrath,³ Lena Funcke,⁴ Karl Jansen,⁵ Bartosz Kostrzewa,^{6,7} Ferenc Pittler,^{6,7} and Carsten Urbach^{6,7}

¹*Department of Physics, University of Cyprus, P.O. Box 20537, 1678 Nicosia, Cyprus*

²*Computation-Based Science and Technology Research Center, The Cyprus Institute, 20 Konstantinou Kavafi Street, 2121 Nicosia, Cyprus*

³*Computation-Based Science and Technology Research Center, The Cyprus Institute, 20 Konstantinou Kavafi Str., 2121 Nicosia, Cyprus*

⁴*Perimeter Institute for Theoretical Physics, 31 Caroline Street North, Waterloo, ON N2L 2Y5, Canada*

⁵*NIC, DESY Zeuthen, Platanenallee 6, 15738 Zeuthen, Germany*

⁶*Helmholtz Institut für Strahlen- und Kernphysik, University of Bonn, Nussallee 14-16, 53115 Bonn, Germany*

⁷*Bethe Center for Theoretical Physics, University of Bonn, Nussallee 12, 53115 Bonn, Germany*

(Dated: March 2, 2021)

The infamous strong CP problem in particle physics can in principle be solved by a massless up quark. In particular, it was hypothesized that topological effects could substantially contribute to the observed nonzero up-quark mass without reintroducing CP violation. Alternatively to previous work using fits to chiral perturbation theory, in this Letter, we bound the strength of the topological mass contribution with direct lattice QCD simulations, by computing the dependence of the pion mass on the dynamical strange-quark mass. We find that the size of the topological mass contribution is inconsistent with the massless up-quark solution to the strong CP problem.

Introduction.—One of the unsolved puzzles in particle physics is the so-called strong CP problem, where CP stands for the combined charge conjugation and parity symmetry. In quantum chromodynamics (QCD), which is the theory of strong interactions, the nontrivial topological vacuum structure generates a CP-violating term

$$\propto \theta G_{\mu\nu} \tilde{G}^{\mu\nu}$$

in the Lagrangian, where θ is an *a priori* unknown parameter, G is the gluon field strength tensor, and \tilde{G} is its dual. However, experimentally, there is no sign of CP violation in QCD. Instead, the strong upper bound $\theta \lesssim 10^{-10}$ [1–3] from measurements of the neutron electric dipole moment leads to a severe fine-tuning problem.

There are several proposals to overcome this problem, for instance, by postulating the existence of an axion [4–6]. A simple alternative could be the vanishing of the up-quark mass m_u , which at first sight seems inconsistent with results of current algebra. However, Refs. [7–10] pointed out that the up-quark mass in the chiral Lagrangian has two different contributions: a CP-violating perturbative contribution m_u and a CP-conserving non-perturbative contribution m_{eff} from topological effects, such as instantons. While $m_u = 0$ could be easily ensured by an accidental symmetry [10–14], m_{eff} does not contribute to the neutron electric dipole moment and is parametrically of order $m_{\text{eff}} \sim m_q m_s / \Lambda_{\text{QCD}}$, plausibly as large as the total required up-quark mass. Testing this simple solution to the strong CP problem is particularly important because the other proposed solutions, including the axion [4–6] and Nelson-Barr [15, 16] mechanisms, face several theoretical challenges [17].

As the only tool to reliably test the $m_u = 0$ proposal [10], lattice gauge theory has determined the up-quark mass to $m_u(2 \text{ GeV}) \sim 2 \text{ MeV}$ by fitting the light meson spectrum with errors around 5% (see Refs. [18, 19] and Ref. [20] for a review). As proposed in Refs. [21, 22], it would be beneficial to perform a complementary analysis by calculating the dependence of the pion mass on the dynamical strange-quark mass while keeping the light quark masses fixed. This direct calculation would have the advantage of avoiding any fitting procedures.

Lattice QCD simulations are now being performed, taking into account the first two quark generations as dynamical degrees of freedom. In addition, simulations are performed at (or very close to) the physical values of the pion, kaon, and D -meson masses [23]; and at various values of the lattice spacing and volumes, such that systematic effects can be studied and eventually controlled [24, 25]. Finally, the theoretically sound definitions of the topological charge and susceptibility on the lattice (see Ref. [26] for a review) allow for directly accessing topological effects related to m_{eff} .

In this Letter, we perform a cross-check of the $m_u > 0$ hypothesis based on the proposals of Refs. [21, 22]. In particular, we compute the parameter β_2/β_1 , which measures the strength of m_{eff} and probes the contribution of small instantons and other topological effects to the chiral Lagrangian. While β_2/β_1 is usually obtained from a combination of low-energy constants [27], this indirect lattice method requires chiral perturbation theory (χ Pt). Using *direct* lattice computations instead, we obtain the result $\beta_2/\beta_1 = 0.63(39) \text{ GeV}^{-1}$ by computing the dependence of the pion mass on the strange-quark mass. Since a

bound significantly smaller than 5 GeV^{-1} provides an exclusion of the massless up-quark hypothesis [10, 22], our result rules out this hypothesis, in accordance with previous fits of χ PT to lattice data [20, 27–29].

Method.—We test the $m_u = 0$ proposal by investigating the variation of the pion mass with respect to the strange-quark mass. The general form of the quark-mass dependence of the pion mass reads [30]

$$M_\pi^2 = \beta_1(m_u + m_d) + \beta_2 m_s(m_u + m_d) + \text{higher orders}, \quad (1)$$

where the first term is the first-order contribution of the light quark masses in χ PT. The second term receives contributions both from small instantons that could mimic a nonzero m_u and from higher-order terms in χ PT that are proportional to m_s , including logarithmic corrections. In order to let topological effects explain the observed value for m_u and to allow for a solution of the strong CP problem, $\beta_2/\beta_1 \approx 5 \text{ GeV}^{-1}$ at renormalization scale $\bar{\mu} = 2 \text{ GeV}$ in the $\overline{\text{MS}}$ scheme is required [22].

The most precise and computationally challenging test of the ratio β_2/β_1 is to vary either the strange-quark mass or the light quark mass, $m_u = m_d \equiv m_\ell$. For example, by varying m_s while keeping m_ℓ fixed, we obtain [21, 22]

$$\frac{\beta_2}{\beta_1} \approx \frac{M_{\pi,1}^2 - M_{\pi,2}^2}{m_{s,1}M_{\pi,2}^2 - m_{s,2}M_{\pi,1}^2}, \quad (2)$$

where $M_{\pi,i} = M_\pi(m_{s,i})$ is the average pion mass as a function of the varied strange-quark mass $m_{s,i}$ at fixed m_ℓ . Note that the approximate result for β_2/β_1 in Eq. (2) is independent of the up and down quark masses. Crucially, this allows us to reliably compute β_2/β_1 even at larger than physical quark masses. The higher-order corrections in Eq. (1) reintroduce a small residual pion-mass dependence for β_2/β_1 that finally needs to be cancelled by a chiral extrapolation.

While this challenging direct method to compute the ratio β_2/β_1 is independent of χ PT, the more common indirect method is to use the chiral Lagrangian. For example, Ref. [22] used lattice data from the Flavour Lattice Averaging Group (FLAG) report of 2013 [31] to estimate $\beta_2/\beta_1 \simeq (1 \pm 1) \text{ GeV}^{-1}$ neglecting chiral logarithms and higher-order terms in the chiral Lagrangian. To check the consistency of our computations with the results of Ref. [22], we have also computed β_2/β_1 indirectly by using chiral fits and measuring $M_K^2(m_s)$, obtaining excellent agreement with Ref. [22].

Lattice computation.—In this Letter, we use gauge configurations generated by the Extended Twisted Mass Collaboration (ETMC) with the Iwasaki gauge action [32] and Wilson twisted mass fermions at maximal twist [33, 34] with up, down, strange, and charm dynamical quark flavors. Up and down quarks are mass degenerate. All the gauge configuration ensembles we used are listed together with the corresponding pion- and strange-quark

Ensemble	M_π [MeV]	m_s [MeV]
A60	386(16)	98(4)
A60s	387(16)	79(4)
A80	444(18)	98(4)
A80s	443(18)	79(4)
A100	494(20)	100(4)
A100s	495(20)	79(4)
cA211.30.32	276(3)	99(2)
cA211.30.32l	275(3)	94(2)
cA211.30.32h	276(3)	104(2)

TABLE I. Pion- and strange-quark masses in physical units for the ensembles used in this work. The strange-quark mass is quoted at 2 GeV in the $\overline{\text{MS}}$ scheme.

mass values in Table I. For details on how these values are obtained, we refer to the Supplemental Material [35].

We first perform the analysis using three sets each with a pair of ensembles (AX and AXs with $X = 60, 80, 100$) without the so-called clover term in the action. Details on the production of these ensembles can be found in Ref. [36]. Each pair with $X = 60, 80$, and 100 has identical parameters apart from strange- and charm-quark-mass values, which are close to their physical values. The three pairs have equal strange- and charm-quark masses within errors but differ in the light quark-mass value corresponding to unphysically large pion-mass values of about 386 MeV, 444 MeV and 494 MeV, respectively. The lattice spacing value corresponds to $a = 0.0885(36) \text{ fm}$ [37] determined from the pion decay constant f_π .

In addition, we use one ensemble (cA211.30.32) that includes the clover term in the action [25]. While Wilson twisted mass fermions at maximal twist automatically remove discretization effects linear in the lattice spacing a [38] and thus leave only lattice artifacts at $\mathcal{O}(a^2)$, the clover term reduces these $\mathcal{O}(a^2)$ effects even further [39]. The cA211.30.32 ensemble has a smaller pion-mass value of about 270 MeV as well as strange- and charm-quark mass values again close to their physical values. The lattice spacing value is $a = 0.0896(10) \text{ fm}$ determined using the nucleon mass dependence on the pion mass. This estimation is done by employing χ PT at $\mathcal{O}(p^3)$ [40, 41], where p is a typical meson momentum. Similarly to Ref. [25], the $N_f = 2 + 1 + 1$ nonclover twisted mass ensembles [42] at different lattice spacings, which also include the AX ensembles, were used to control the chiral extrapolations.

Since the pion mass of the cA211.30.32 ensemble is significantly smaller than the ones of the AX ensembles and thus closer to the physical value, we consider this ensemble as the most appropriate one to compute our final value of β_2/β_1 . Moreover, cA211.30.32 uses the same action as ensembles that are currently under production with a physical value of the pion mass. These ensem-

Ensemble	β_2 [GeV ²]	β_1 [GeV ³]	β_2/β_1 [GeV ⁻¹]
A60(s)	-0.0009(08)	0.0029(4)	-0.32(26)
A80(s)	0.0005(10)	0.0036(4)	0.15(30)
A100(s)	-0.0010(10)	0.0053(6)	-0.19(19)
cA211.30.32(h)	0.00007(11)	0.00039(5)	0.18(30)
cA211.30.32(l)	0.00026(11)	0.00037(5)	0.69(33)
cA211.30.32(h,l)	0.00033(12)	0.00076(5)	0.43(16)

TABLE II. Results for β_2 , β_1 and β_2/β_1 from Eq. (2) in physical units for all ensembles at $\bar{\mu} = 2$ GeV in the $\overline{\text{MS}}$ scheme.

bles could be used, in principle, in future work to repeat the calculation presented here at the physical point. For cA211.30.32, we have simulations for only one dynamical strange-quark mass; thus, it is necessary to apply the so-called *reweighting technique* to investigate the strange-quark-mass dependence of M_π while keeping the charm and light quark masses constant [35]. We denote with cA211.30.32l (cA211.30.32h) the reweighted ensemble with a 5% lower (higher) strange-quark-mass value than the original ensemble cA211.30.32.

In contrast, for the AX(s) ensembles, we have pairs of ensembles with different dynamical strange-quark masses; thus, we can use a *direct approach* to investigate the strange-quark-mass dependence of M_π . Note that in this case also, the charm quark mass differs slightly, but its value is so close to the cutoff that this difference will not affect our results. While the AX(s) ensembles have rather heavy pion masses (see Table I), they are ideal to test the robustness of the reweighting procedure that we apply to cA211.30.32. In fact, we use these ensembles to demonstrate that reweighting works successfully [35]. In addition, the β_2/β_1 values from these ensembles provide an insight into the pion-mass dependence of β_2/β_1 .

Results.—Using the values of M_π and m_s from Table I as input (more precisely, the corresponding values in lattice units [35]), we compute β_2/β_1 from Eq. (2). The results from this direct approach for the three pairs A60(s), A80(s) and A100(s) are compiled in Table II, where we quote β_2/β_1 as well as β_1 and β_2 separately. Since the pion-mass differences are all zero within errors (see Table I), we find that β_2/β_1 is compatible with zero as well. Note that the errors of the observables compiled in Table I are correlated per ensemble. This correlation is taken into account in our analysis for β_2/β_1 .

Finally, we use reweighting on the cA211.30.32 ensemble to vary the strange-quark mass by $\pm 5\%$ around its original value. The change in the pion mass with the strange-quark mass is not significant; see Table I. The corresponding values for β_2/β_1 [35] are again compiled in Table II. Here, we denote with cA211.30.32(h) the value for β_2/β_1 obtained from the combination of the ensembles cA211.30.32h and cA211.30.32. Likewise, cA211.30.32(l) is the combination of cA211.30.32 and cA211.30.32l, while cA211.30.32(h,l) is the combination

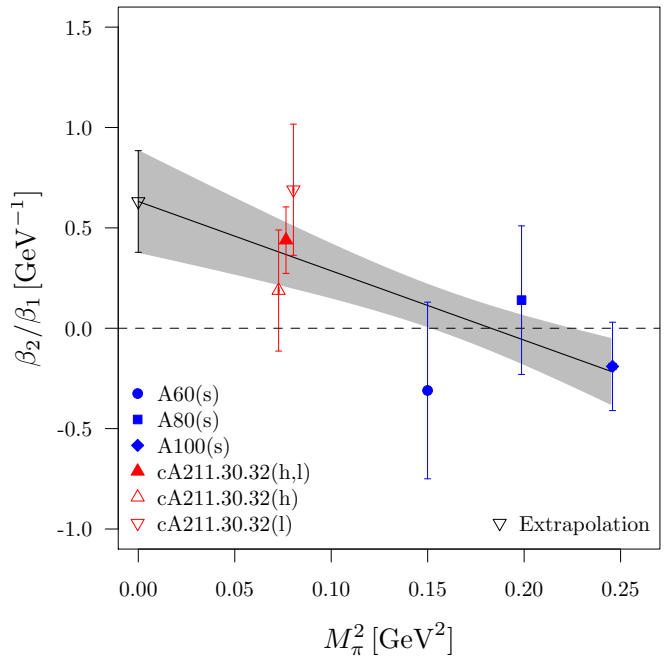


FIG. 1. The ratio β_2/β_1 as a function of the squared pion mass M_π^2 in physical units. The solid line with the 1σ error band represents a linear extrapolation in M_π^2 . We extrapolate to the chiral limit to eliminate higher-order corrections to β_2/β_1 ; see Eqs. (1) and (2).

of cA211.30.32h and cA211.30.32l.

In Fig. 1, we show the values of the ratio β_2/β_1 at $\bar{\mu} = 2$ GeV in the $\overline{\text{MS}}$ scheme as a function of the squared pion mass M_π^2 in physical units. The three blue points at heavier pion-mass values correspond to the three pairs of the AX(s) ensembles without the clover term. The three red points at lower pion-mass values correspond to the cA211.30.32 ensemble including the clover term. The latter three points are slightly displaced horizontally for better legibility. While all of the points are compatible with zero at the 1.5σ level, we observe a slight trend toward larger β_2/β_1 values with decreasing pion-mass values.

In addition, we show in Fig. 1 a linear extrapolation of β_2/β_1 in M_π^2 to the chiral limit. This linear dependence can be justified with χ PT, which predicts [20]

$$\frac{\beta_2}{\beta_1} \approx \frac{\alpha_2}{\alpha_1 + (\alpha_3/\alpha_1)M_\pi^2} \approx \frac{\alpha_2}{\alpha_1} - \frac{\alpha_2\alpha_3}{\alpha_1^3}M_\pi^2 \quad (3)$$

modulo logarithmic corrections, where $\alpha_{1,2,3}$ are combinations of low-energy constants with $\alpha_1 \gg (\alpha_3/\alpha_1)M_\pi^2$, and $M_\pi^2 = \alpha_1 m_\ell + \mathcal{O}(\alpha_{2,3})$ with $\mathcal{O}(\alpha_{2,3})/(\alpha_1 m_\ell) \approx 0.1$. Since the data points for the ensemble cA211.30.32 are highly correlated, we include only the combination of cA211.30.32h and cA211.30.32l in the fit denoted as cA211.30.32(h,l) in Table II. The fit has $\chi^2/\text{dof} = 3.28/2$ (i.e., a p -value of 0.2) and the chirally extrapolated value reads $\beta_2/\beta_1 = 0.63(25)$ GeV⁻¹. As mentioned, we ex-

trapolate to the chiral limit to cancel the residual pion-mass dependence in Eq. (3), which stems from higher-order corrections in Eq. (1) and does not appear in the expression for β_2/β_1 in Eq. (2). Our data thus confirm in hindsight that the approximation in Eq. (2) is justified.

Discussion.—All the estimates for the ratio β_2/β_1 presented in this Letter are consistent with zero at the 1.5σ level. With the chiral extrapolation explained above and 1σ statistical uncertainty, we exclude a value of 5 GeV^{-1} by an amount significantly larger than 10σ . The remaining question is whether there are additional systematic uncertainties that could potentially spoil this conclusion.

Let us first consider the discretization errors for β_2/β_1 , which are of order $(a\Lambda_{\text{QCD}})^2$ multiplied by an unknown coefficient, with $\Lambda_{\text{QCD}} = 341(12) \text{ MeV}$ [43]. We can reliably estimate the coefficient by using the known continuum extrapolation values for M_π^2 and m_s for the AX ensembles [37]. By comparing these continuum values to our lattice results for M_π^2 and m_s , we can infer the size of discretization errors at our given lattice spacing. Depending on the scaling variable, the discretization errors in M_π^2 and the strange-quark mass are both on the order of 5–10%. If propagated generously, this implies a 10% uncertainty on the numerator, a 15% uncertainty on the denominator, and thus about 20% on the ratio β_2/β_1 . Note that this estimate is highly conservative because most of the discretization effects cancel in the differences in both the numerator and the denominator. Because of the reduced lattice artifacts with the action including the clover term (see Supplementary Material [35]), we do not expect larger uncertainties on the ratio for the ensemble cA211.30.32 stemming from discretization effects.

In addition, there is a residual pion-mass dependence of β_2/β_1 , which we account for by extrapolating to the chiral limit. In this extrapolation, the errors stemming from different lattice artifacts of the AX and cA211.30.32 ensembles are taken into account by the above-mentioned 20% uncertainty. Last, there are finite-size effects for M_π proportional to $\exp(-M_\pi L)$, with L as the spatial extent of the lattice, but no finite-size corrections to m_s . Since the strange-quark-mass dependence of M_π is so weak, these finite-size effects are equal for $M_{\pi,1}^2$ and $M_{\pi,2}^2$, and thus cancel in the ratio β_2/β_1 .

In summary, taking the chirally extrapolated value for β_2/β_1 plus the 1σ statistical error and the 20% uncertainty for discretization effects, we arrive at the following conservative estimate:

$$\begin{aligned} \frac{\beta_2}{\beta_1} &= 0.63(25)_{\text{stat}}(14)_{\text{sys}} \text{ GeV}^{-1} \\ &= 0.63(39) \text{ GeV}^{-1} \end{aligned} \quad (4)$$

at $\bar{\mu} = 2 \text{ GeV}$ in the $\overline{\text{MS}}$ scheme. For the final estimate we have added the errors linearly. Note that our data are equally well compatible with a constant extrapolation in M_π^2 , which would lead to a significantly smaller

value at the physical point. Thus, we consider Eq. (4) as a conservative estimate. Moreover, the logarithmic corrections from chiral perturbation theory contributing to β_2/β_1 (see, e.g., Refs. [44, 45]) are of the same order as our value in Eq. (4); therefore, the topological contribution to β_2/β_1 should be even smaller.

Conclusion.—In this Letter, we have tested the massless up-quark solution to the strong CP problem by directly investigating the strange-quark-mass dependence of the pion mass on the lattice. This allows us to determine the ratio β_2/β_1 , which would need to be larger than 5 GeV^{-1} to solve the strong CP problem.

Since all our estimates of β_2/β_1 are compatible with zero, we obtain a strong upper bound for β_2/β_1 including residual uncertainties stemming from discretization errors and chiral extrapolation. The result in Eq. (4) is clearly incompatible with the massless up-quark solution to the strong CP problem. This exclusion of the $m_u = 0$ solution is consistent with previous results using χ PT and direct fits of the light meson spectrum.

Given our conservative error estimates, we consider it highly unlikely that the factor of 5 needed to rescue the solution to the strong CP problem is hidden in the quoted uncertainties. A confirmation of this result using ensembles with physical pion-mass values could be undertaken in the future, once different values for the lattice spacing become available for a continuum extrapolation.

Our direct lattice results also quantitatively support the large- N picture as a good description of QCD at low scales, because the coefficient of the nonperturbatively induced mass operator is known to be suppressed in the large- N limit [10, 21]. Thus, our computations reliably demonstrate that the topological vacuum contributions to the chiral Lagrangian are negligible.

We thank all members of the ETM Collaboration for the most enjoyable collaboration. We also thank J. Gasser, D. Kaplan, T. Banks, Y. Nir, and N. Seiberg for helpful comments on the draft; and U.-G. Meißner for useful comments and discussions. We kindly thank F. Manigrasso and K. Hadjiyiannakou for providing the necessary correlators for computing the nucleon mass on the ensemble cA211.30.32. The authors gratefully acknowledge the Gauss Centre for Supercomputing (GCS) e.V. (www.gauss-centre.eu) for funding this project by providing computing time on the GCS supercomputer JUQUEEN [46] and the John von Neumann Institute for Computing (NIC) for computing time provided on the supercomputers JURECA [47] and JUWELS at Jülich Supercomputing Centre (JSC) under the projects hch02, ecy00, and hbn28. The project used resources of the SuperMUC at the Leibniz Supercomputing Centre under the Gauss Centre for Supercomputing e.V. project pr74yo. The cA211.30.32 ensemble was generated on the Marconi-KNL supercomputer at CINECA within PRACE project Pra13-3304. This project was funded

in part by the DFG as a project in the Sino-German CRC110 (TRR110) and by the PRACE Fifth and Sixth Implementation Phase (PRACE-5IP and PRACE-6IP) program of the European Commission under Grant Agreements No. 730913 and No. 823767. Research at Perimeter Institute is supported in part by the

Government of Canada through the Department of Innovation, Science and Industry Canada and by the Province of Ontario through the Ministry of Colleges and Universities. The open source software packages tmLQCD [48], Lemon [49], DDalphaAMG [50–52], QUDA [53–55], and R [56] have been used.

Supplemental Material: Applying Mass Reweighting to the Strange-Quark Mass Keeping Maximal Twist

We discuss here our procedure to determine the strange-quark mass and explain the reweighting approach used for the cA211.30.32 ensemble to obtain the probability distribution at different values of the strange-quark mass. In Table III, we list the bare parameters of the gauge ensembles used in this work. They consist of $N_f = 2 + 1 + 1$ twisted-mass ensembles without a clover term for the AX(s) ensembles and with a clover term [57] for the cA211.30.32 ensemble. The ensembles without a clover term come in pairs having the same light quark mass, determined by the parameter μ_ℓ , and different strange-quark masses, related to the parameters μ_σ and μ_δ . They are denoted as A60 and A60s for the lightest pion mass, A80 and A80s for the intermediate and A100 and A100s for the heaviest pion mass. They all have the same lattice spacing $a = 0.0885(36)$ fm. For the ensemble with a clover term, denoted as cA211.30.30, and with the lattice spacing $a = 0.0896(10)$, we use reweighting in the strange-quark mass of $\pm 5\%$. We denote the resulting lighter and heavier mass ensembles as cA211.30.30l and cA211.30.32h, respectively.

Determination of the Strange-Quark Mass

In order to evaluate the ratio β_2/β_1 , we need to determine the renormalised strange-quark mass. Two different approaches are used that provide a cross-check. The first approach uses the following relation of the bare parameters μ_σ and μ_δ of Table III to the renormalized strange- and charm-quark masses:

$$m_s^a = \frac{1}{Z_P}\mu_\sigma - \frac{1}{Z_S}\mu_\delta \quad \text{and} \quad m_c^a = \frac{1}{Z_P}\mu_\sigma + \frac{1}{Z_S}\mu_\delta. \quad (5)$$

Here, Z_P and Z_S are the pseudoscalar and scalar renormalization functions. For the ensembles without a clover term, they have the following values [37]:

$$Z_P = 0.529(07) \quad \text{and} \quad Z_S = 0.747(12).$$

For the ensemble cA211.30.32, we use [58]

$$Z_P = 0.482(5) \quad \text{and} \quad Z_S = 0.623(5).$$

The renormalization functions are given at $\bar{\mu} = 2$ GeV in the $\overline{\text{MS}}$ scheme. Knowing the values of Z_P and Z_S , we

Ensemble	β	L/a	$a\mu_\ell$	$a\mu_\sigma$	$a\mu_\delta$	aM_π
A60	1.90	24	0.006	0.15	0.190	0.17308(32)
A60s					0.197	0.17361(31)
A80			0.008		0.190	0.19922(30)
A80s					0.197	0.19895(42)
A100			0.010		0.190	0.22161(35)
A100s					0.197	0.22207(27)
cA211.30.32	1.726	32	0.003	0.1408	0.1521	0.12530(14)
cA211.30.32l				0.1402	0.1529	0.12509(16)
cA211.30.32h				0.1414	0.1513	0.12537(14)

TABLE III. Parameters of the ensembles used in this work. $\beta = 6/g_0^2$ is the inverse-squared gauge coupling, μ_ℓ the bare light quark mass, and μ_σ and μ_δ are parameters related to the renormalized strange- and charm-quark masses. All dimensionful quantities are given in units of the lattice spacing a . For the cA211 ensembles, the value of the clover improvement coefficient is $c_{\text{sw}} = 1.74$.

can directly compute $m_{s,c}^a$ from the bare parameters μ_σ and μ_δ .

An alternative approach is to use the kaon mass M_K computed in two ways: i) we compute M_K within the same fermion discretization using the same bare strange-quark mass for the valence as for the one in the sea. We denote this kaon mass by M_K^{unitary} since the valence- and the sea-quark masses are the same; ii) we compute the kaon mass using Osterwalder-Seiler (OS) valence strange quarks [59] with bare strange-quark mass $\hat{\mu}_s$. The value of $\hat{\mu}_s$ is then adjusted such that the resulting kaon mass M_K^{OS} matches M_K^{unitary} . The desired value of the bare strange-quark mass μ_s is given by

$$\mu_s = \hat{\mu}_s \Big|_{M_K^{\text{unitary}}(\mu_\sigma, \mu_\delta) = M_K^{\text{OS}}(\hat{\mu}_s)}, \quad (6)$$

yielding the renormalised strange-quark mass

$$m_s^b = \frac{1}{Z_P}\mu_s, \quad (7)$$

where Z_P is the same pseudoscalar renormalization constant as the one used in the first approach.

In order to carry out the matching as described above, we compute M_K^{OS} for three values of $a\hat{\mu}_s$ and interpolate $(aM_K^{\text{OS}})^2$ linearly in $a\hat{\mu}_s$. The unitary kaon masses are

Ensemble	$(\beta_2/\beta_1)^a$ [GeV $^{-1}$]	$(\beta_2/\beta_1)^b$ [GeV $^{-1}$]
A60(s)	-0.29(24)	-0.32(26)
A80(s)	+0.13(26)	+0.15(30)
A100(s)	-0.20(19)	-0.19(19)
cA211.30.32(h)	+0.176(291)	+0.182(300)
cA211.30.32(l)	+0.678(326)	+0.691(332)
cA211.30.32(l,h)	+0.421(160)	+0.432(165)

TABLE IV. The ratio β_2/β_1 computed from m_s^a and m_s^b in inverse GeV at 2 GeV in the $\overline{\text{MS}}$ scheme.

taken from Ref. [60] or computed when not available. For the ensembles without the clover term, we use $a\hat{\mu}_s = 0.017, 0.019, 0.0225$, and for the cA211.30.32 ensemble, we use $a\hat{\mu}_s = 0.0176, 0.0220, 0.0264$.

In Table IV, we give β_2/β_1 computed using m_s^a and m_s^b . As can be seen, the mean values agree very well, albeit with large statistical errors. This indicates that discretization artifacts largely cancel in the ratio. We thus conclude that either approach can be utilized to fix the strange-quark mass and proceed with m_s^b to compute the ratio β_2/β_1 .

Reweighting in the Strange-Quark Mass

For the cA211.30.32 ensemble, we apply mass reweighting [61, 62] to obtain the probability distribution at three different values of the strange-quark mass. This works if the mass shift is small compared to the original strange-quark mass m_s . Since the two above-mentioned approaches yield consistent values for β_2/β_1 and the definition of m_s^a in Eq. (5) is technically easier to use for the re-weighting, we use the m_s^a definition to calculate the resulting shifts in the heavy quark parameters. To keep the notation tidy, we drop the index a from m_s^a and set the lattice spacing to unity in what follows.

In the Boltzmann weight $W = e^{-S_g} D_f$, a shift in the strange-quark mass only affects the fermionic part

$$D_f(\tilde{m}, \mu_\ell, m_s, m_c) = \det [D_\ell^2(\tilde{m}, \mu_\ell)] \times \det [D_{\text{ND}}(\tilde{m}, m_s, m_c)], \quad (8)$$

where D_ℓ and D_{ND} are the light and non-degenerate twisted-mass Wilson Dirac operators, respectively. The untwisted bare quark mass \tilde{m} is an input parameter which receives an additive renormalization factor m_{cr} and is, when subtracted by m_{cr} , proportional to the current quark mass: $m_{\text{PCAC}} \propto \tilde{m} - m_{\text{cr}}$. The current quark mass can be determined via a suitable ratio of matrix elements via the partially-conserved axial current (PCAC) relation. It should be noted that m_{cr} implicitly depends on all other bare parameters in the theory. In the twisted-mass formulation, the condition $m_{\text{PCAC}} = 0$ is referred to as *maximal twist* and results in *automatic $\mathcal{O}(a)$ -improvement* of all physical observables.

Since we are using the $N_f = 2 + 1 + 1$ twisted-mass action, the mass-degenerate light quark part of D_f is $\det D_\ell^2(\tilde{m}, \mu_\ell) = D_\ell^\dagger(\tilde{m})D_\ell(\tilde{m}) + \mu_\ell^2$ and depends on \tilde{m} , which acts as a constant shift to the diagonal of D_ℓ , and on the light twisted mass μ_ℓ , which acts as a twist in spin space via γ_5 to the diagonal of D_ℓ . The non-degenerate heavy quark part is $\det D_{\text{ND}}(\tilde{m}, m_s, m_c)$ and depends on \tilde{m} and, of course, the strange- and charm-quark masses, m_s and m_c . The latter are functions of the bare quark mass parameters μ_σ and μ_δ , as given in Eq. (5).

Our results presented in the main manuscript are obtained by performing a reweighting in m_s keeping m_c constant. From Eq. (5), one can rewrite $\mu_\sigma = Z_P m_c - (Z_P/Z_S)\mu_\delta$. This means that a change of the strange-quark mass m_s keeping m_c constant requires knowledge of the ratio of the pseudoscalar to scalar renormalization functions, Z_P/Z_S . However, a change in m_s can result in a significant change in m_{cr} , requiring a corresponding adjustment of \tilde{m} to maintain maximal twist and an absence of discretization artifacts linear in the lattice spacing (see section 3.1 of Ref. [25] for more details). The AX, AXs and cA211.30.32 ensembles have been simulated at maximal twist, while the reweighting procedure to obtain cA211.30.32(l,h) also takes into account the necessary shifts in \tilde{m} as the strange-quark mass is varied.

We first confirm that our reweighting for cA211.30.32 works correctly by performing a corresponding reweighting between the parameters of the A60 and A60s ensembles with $M_\pi \sim 400$ MeV. We vary $\mu_\delta \rightarrow \mu_\delta + \delta\mu_\delta = \mu'_\delta$ keeping μ_σ constant. Note that both m_s and m_c change in this test case, and we account for the change in m_{cr} by suitably reweighting also $\tilde{m} \rightarrow \tilde{m} + \delta\tilde{m} = \tilde{m}'$. Reweighting proceeds by correcting the Boltzmann weight with the factor

$$R_w = R_\ell(\tilde{m}, \tilde{m}')R_{\text{ND}}(\tilde{m}, \tilde{m}', \mu'_\delta, \mu_\delta), \quad (9)$$

where

$$R_{\text{ND}}(\tilde{m}, \tilde{m}', \mu_\delta, \mu'_\delta) = \frac{1}{\det [D_{\text{ND}}(\tilde{m}, \mu_\delta)D_{\text{ND}}^{-1}(\tilde{m}', \mu'_\delta)]} \quad (10)$$

and

$$R_\ell(\tilde{m}, \tilde{m}') = \frac{1}{\det [D_\ell^\dagger(\tilde{m})(D_\ell(\tilde{m}')D_\ell^\dagger(\tilde{m}'))^{-1}D_\ell(\tilde{m})]}. \quad (11)$$

We show in Fig. 2 the results of the reweighting, starting from the ensemble A60. Since we have performed the reweighting only on a subset of the gauge configurations of A60, we include for comparison the value of the pion mass extracted when using the full ensemble. As expected, the two values are in agreement and the comparison is aimed at having an idea of the error using the subset. The determinants for a ratio of matrices $A \in \mathbb{C}^{V \times V}$ with a positive definite partner matrix $A^\dagger + A$

can be computed via a stochastic estimation of the integral representation of the determinant [62] given by

$$\det A^{-1} = \int D\eta e^{-\eta^\dagger A \eta} = \frac{1}{N_{\text{st}}} \sum_{i=1}^{N_{\text{st}}} \frac{e^{-\chi_i^\dagger A \chi_i}}{e^{-\chi_i^\dagger \chi_i}} + \mathcal{O}(N_{\text{st}}^{-1/2}) \quad (12)$$

with complex Gaussian distributed fields χ_i , the total number of stochastic estimates N_{st} , and with a normalized integral measure $D\eta = \prod_{i \in V} d\text{Re}(\eta_i) d\text{Im}(\eta_i)/\pi$, where η_i is the i th entry of the complex vector $\eta \in \mathbb{C}^{V \times 1}$. Now, the reweighting factors in Eqs. (10)–(11) can be estimated by using the integral identity in Eq. (12), e.g. for $R_{\text{ND}}(\tilde{m}, \tilde{m}', \mu_\delta, \mu'_\delta)$ in Eq. (10) follows

$$R_{\text{ND}} = \frac{1}{N_{\text{st}}} \sum_{i=1}^{N_{\text{st}}} \frac{e^{-\chi_i^\dagger D_{\text{ND}}(\tilde{m}, \mu_\delta) D_{\text{ND}}^{-1}(\tilde{m}', \mu'_\delta) \chi_i}}{e^{-\chi_i^\dagger \chi_i}} + \mathcal{O}(N_{\text{st}}^{-1/2}). \quad (13)$$

In order to reduce stochastic noise, we further split up the determinant ratios in Eq. (9) by introducing three intermediate steps with

$$R_w = \prod_{j=0}^3 R_{w,j}(\tilde{m}_j, \tilde{m}_{j+1}, \mu_{\delta,j}, \mu_{\delta,j+1}), \quad (14)$$

where $\tilde{m}_j = ((4-j)\tilde{m} + j\tilde{m}')/4$ and $\mu_{\delta,j} = ((4-j)\mu_\delta + j\mu'_\delta)/4$, and using $N_{\text{st}} = 16$ sufficiently suppresses the stochastic fluctuations. Now, observables $\mathcal{O}(\tilde{m}', \mu'_\delta)$, like correlations functions, can be evaluated at the new parameter set $\{\tilde{m}', \mu'_\delta\}$ via

$$\langle \mathcal{O}(\tilde{m}', \mu'_\delta) \rangle_{\{\tilde{m}', \mu'_\delta\}} = \frac{\langle \mathcal{O}(\tilde{m}', \mu'_\delta) R_w \rangle_{\{\tilde{m}, \mu_\delta\}}}{\langle R_w \rangle_{\{\tilde{m}, \mu_\delta\}}}, \quad (15)$$

using the ensemble generated at the old parameter set $\{\tilde{m}, \mu_\delta\}$, where $\langle \dots \rangle$ is the ensemble average. Splitting up the reweighting factor R_w in several steps enables us to calculate the pion mass for the intermediate three steps, as shown in Fig. 2. After reweighting in steps, we reach the value of m_s of the A60s ensemble and a value of M_π which agrees with the one extracted by a direct analysis of A60s.

Having demonstrated that reweighting the strange-quark mass while maintaining maximal twist works, we can apply it to the cA211.30.32 ensemble. For this ensemble, tuning to maximal twist is done at fixed strange- and charm-quark mass. Since we do not have a second ensemble at a different strange-quark mass tuned to maximal twist to know the target parameters, we now proceed in two steps: we first change the strange-quark mass and then re-adjust the bare light mass parameter \tilde{m} to maximal twist. This is done while keeping the charm-quark mass constant. The change in the strange-quark mass $m_s \rightarrow m_s + \delta m_s = m'_s$ can be corrected by the reweighting factor $R_1 = R_{\text{ND}}(m_s, m'_s)$. Tuning to maximal twist at m'_s requires the change in the bare mass parameter

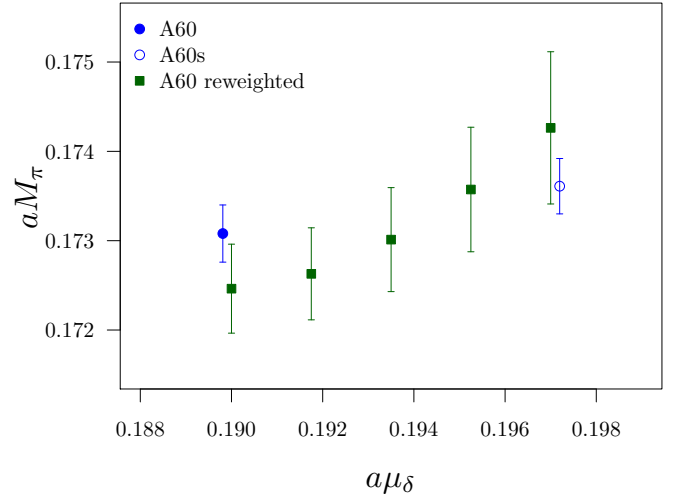


FIG. 2. Pion mass as a function of $a\mu_\delta$ for A60 and A60s. The green filled squares correspond to the reweighting analysis of a subset of the gauge configurations of the A60 ensemble. The blue circles, which are slightly displaced horizontally for better legibility, correspond to the original measurements on the full A60 (filled blue circle) and A60s (open blue circle) ensembles.

$\tilde{m} \rightarrow \tilde{m} + \delta\tilde{m} = \tilde{m}'$, which can be taken into account via the reweighting factor $R_2 = R_\ell(\tilde{m}, \tilde{m}') R_{\text{ND}}(\tilde{m}, \tilde{m}')$.

For the cA211.30.32 ensemble, the stochastic fluctuations are suppressed by using $N_{\text{st}} = 64$ for each reweighting factor and performing a single step. With the stochastic evaluation of Eq. (12), the fluctuations are

$$\sigma_{\text{st}}^2 = \text{var}_\chi(R_\chi) / |R|^2, \quad (16)$$

where

$$R_\chi = \frac{e^{-\chi^\dagger A \chi}}{e^{-\chi^\dagger \chi}} \quad (17)$$

and the variance is given by

$$\text{var}_x(y) = \sum_x \frac{y(x)^2}{N} - \left(\sum_x \frac{y(x)}{N} \right)^2. \quad (18)$$

The corresponding ratio matrix A is, for the specific example of R_1 , given by $A = D_{\text{ND}}(\tilde{m}, \mu_\delta) D_{\text{ND}}^{-1}(\tilde{m}', \mu'_\delta)$. We find that the stochastic fluctuations are small compared to the statistical gauge fluctuations

$$\sigma_{\text{ens}}^2 = \text{var}(R) / \langle R \rangle^2 = \langle R^2 \rangle / \langle R \rangle^2 - 1. \quad (19)$$

For the two different steps, we obtain $\sigma_{\text{st}}^2(R_1) / \sigma_{\text{ens}}^2(R_1) \sim 0.02$ and $\sigma_{\text{st}}^2(R_2) / \sigma_{\text{ens}}^2(R_2) \sim 0.16$, similar to what was obtained for clover Wilson fermions, see e.g. [63, 64].

The parameters used for the cA211.30.32 ensemble for the different reweighting factors are listed in Table V. We vary the strange-quark mass by ~ 5 MeV. This leads to

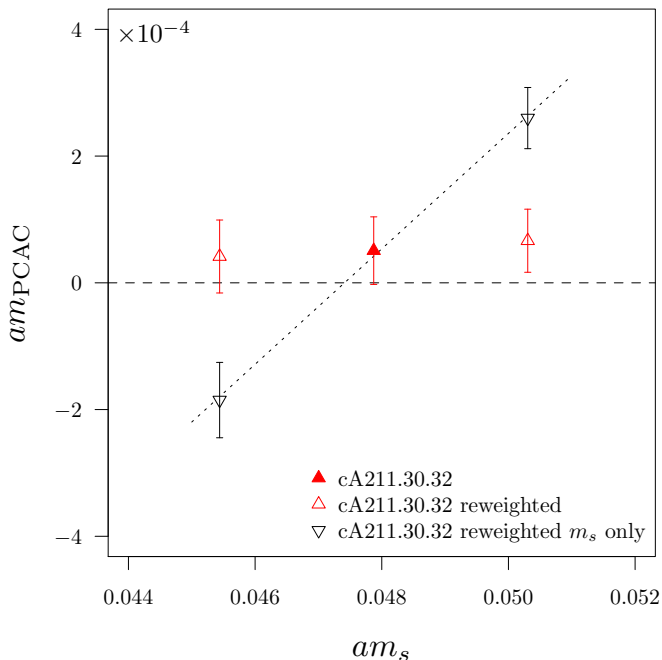


FIG. 3. PCAC mass as a function of m_s for cA211.30.32, without reweighting (red closed triangle), with reweighting but without tuning to maximal twist (black open triangles), and after tuning to maximal twist (red open triangles).

a significant shift of the PCAC mass (defined in Eq. (6) of Ref. [25]), as shown in Fig. 3. We then readjust by using reweighting in the bare quark mass parameters, following the tuning process outlined in Ref. [25], which establishes a dependence of the PCAC mass on the bare mass parameter given by

$$am_{\text{PCAC}} = 1.19(87) + 2.77(202)a\tilde{m}. \quad (20)$$

This leads to $\delta\tilde{m}$ given by

$$\delta\tilde{m} = \frac{\delta m_{\text{PCAC}}}{2.77}, \quad (21)$$

which indeed re-adjusts the PCAC mass to zero, as shown in Fig. 3 and listed in Table V. After reweighting the ensemble cA211.30.32 by varying the strange-quark mass by $\pm 5\%$ around its original value and keeping a constant and maximal twist, the resulting values of β_1 and β_2 can be derived as listed in Table II, where correlations between the data points reduce the total statistical error.

Ens.	m_s	$a\mu_\sigma$	$a\mu_\delta$	$a\tilde{m}$	$10^5 am_{\text{PCAC}}$
cA211.30.32	108.4	0.1408	0.1521	0.43022	5.0(53)
Rew.	Δm_s	$a\Delta\mu_\sigma$	$a\Delta\mu_\delta$	$a\Delta\tilde{m}$	$10^5 am_{\text{PCAC}}$
R_1	+5.2	$+5.9 \cdot 10^{-4}$	$-7.6 \cdot 10^{-4}$	–	+26.0(4.8)
\bar{R}_1	-5.2	$-5.9 \cdot 10^{-4}$	$+7.5 \cdot 10^{-4}$	–	-18.5(59)
R_2	+5.2	–	–	$+7.2 \cdot 10^{-5}$	+6.6(50)
\bar{R}_2	-5.2	–	–	$-7.2 \cdot 10^{-5}$	+4.1(58)

TABLE V. Shift in the parameters employed by the different reweighting factors for the ensemble cA211.30.32. The strange-quark mass and the shifts are displayed in the $\overline{\text{MS}}$ scheme in MeV. In addition, the PCAC mass m_{PCAC} (defined in Eq. (6) of Ref. [25]) is shown for each reweighting step.

- [3] C. Abel *et al.*, Measurement of the permanent electric dipole moment of the neutron, *Phys. Rev. Lett.* **124** (2020).
- [4] R. D. Peccei and H. R. Quinn, CP Conservation in the Presence of Pseudoparticles, *Phys. Rev. Lett.* **38**, 1440 (1977).
- [5] S. Weinberg, A New Light Boson?, *Phys. Rev. Lett.* **40**, 223 (1978).
- [6] F. Wilczek, Problem of Strong P and T Invariance in the Presence of Instantons, *Phys. Rev. Lett.* **40**, 279 (1978).
- [7] H. Georgi and I. N. McArthur, Instantons and the u quark mass, Harvard preprint HUTP-81/A011 (1981).
- [8] D. B. Kaplan and A. V. Manohar, Current-Mass Ratios of the Light Quarks, *Phys. Rev. Lett.* **56**, 2004 (1986).
- [9] K. Choi, C. W. Kim, and W. K. Sze, Mass Renormalization by Instantons and the Strong CP Problem, *Phys. Rev. Lett.* **61**, 794 (1988).
- [10] T. Banks, Y. Nir, and N. Seiberg, Missing (up) mass, accidental anomalous symmetries, and the strong CP problem, in *Yukawa couplings and the origins of mass. Proceedings, 2nd IFT Workshop, Gainesville, USA, February 11-13, 1994* (1994) pp. 26–41, arXiv:hep-ph/9403203 [hep-ph].
- [11] M. Leurer, Y. Nir, and N. Seiberg, Mass matrix models, *Nucl. Phys. B* **398**, 319 (1993), arXiv:hep-ph/9212278 [hep-ph].
- [12] M. Leurer, Y. Nir, and N. Seiberg, Mass matrix models: The Sequel, *Nucl. Phys. B* **420**, 468 (1994), arXiv:hep-ph/9310320 [hep-ph].
- [13] A. E. Nelson and M. J. Strassler, A Realistic supersymmetric model with composite quarks, *Phys. Rev. D* **56**, 4226 (1997), arXiv:hep-ph/9607362 [hep-ph].
- [14] D. E. Kaplan, F. Lepeintre, A. Masiero, A. E. Nelson, and A. Riotto, Fermion masses and gauge mediated supersymmetry breaking from a single $U(1)$, *Phys. Rev. D* **60**, 055003 (1999), arXiv:hep-ph/9806430 [hep-ph].
- [15] A. E. Nelson, Naturally Weak CP Violation, *Phys. Lett.* **136B**, 387 (1984).
- [16] S. M. Barr, Solving the Strong CP Problem without the Peccei-Quinn Symmetry, *Phys. Rev. Lett.* **53**, 329 (1984).
- [17] M. Dine and P. Draper, Challenges for the Nelson-Barr Mechanism, *J. High Energy Phys.* **08**, 132 (2015), arXiv:1506.05433 [hep-ph].
- [18] A. Bazavov *et al.* (Fermilab Lattice, MILC), B - and D -

- [1] R. J. Crewther, P. D. Vecchia, G. Veneziano, and E. Witten, Chiral estimate of the electric dipole moment of the neutron in quantum chromodynamics, *Phys. Lett. B* **88**, 123 (1979).
- [2] J. M. Pendlebury *et al.*, Revised experimental upper limit on the electric dipole moment of the neutron, *Phys. Rev. D* **92**, 092003 (2015), arXiv:1509.04411 [hep-ex].

- meson leptonic decay constants from four-flavor lattice QCD, *Phys. Rev. D* **98**, 074512 (2018), arXiv:1712.09262 [hep-lat].
- [19] A. Bazavov *et al.* (Fermilab Lattice, MILC, TUMQCD), Up-, down-, strange-, charm-, and bottom-quark masses from four-flavor lattice QCD, *Phys. Rev. D* **98**, 054517 (2018), arXiv:1802.04248 [hep-lat].
- [20] S. Aoki *et al.* (Flavour Lattice Averaging Group), FLAG Review 2019: Flavour Lattice Averaging Group (FLAG), *Eur. Phys. J. C* **80**, 113 (2020), arXiv:1902.08191 [hep-lat].
- [21] A. G. Cohen, D. B. Kaplan, and A. E. Nelson, Testing $m(u)=0$ on the lattice, *J. High Energy Phys.* **11**, 027 (1999), arXiv:hep-lat/9909091 [hep-lat].
- [22] M. Dine, P. Draper, and G. Festuccia, Instanton Effects in Three Flavor QCD, *Phys. Rev. D* **92**, 054004 (2015), arXiv:1410.8505 [hep-ph].
- [23] Note that, in this work, we can use larger than physical quark masses due to reasons discussed below Eq. (2).
- [24] A. Bazavov *et al.* (MILC), Lattice QCD Ensembles with Four Flavors of Highly Improved Staggered Quarks, *Phys. Rev. D* **87**, 054505 (2013), arXiv:1212.4768 [hep-lat].
- [25] C. Alexandrou *et al.*, Simulating twisted mass fermions at physical light, strange and charm quark masses, *Phys. Rev. D* **98**, 054518 (2018), arXiv:1807.00495 [hep-lat].
- [26] C. Alexandrou, A. Athenodorou, K. Cichy, A. Dromard, E. Garcia-Ramos, K. Jansen, U. Wenger, and F. Zimmermann, Comparison of topological charge definitions in Lattice QCD, (2017), arXiv:1708.00696 [hep-lat].
- [27] D. R. Nelson, G. T. Fleming, and G. W. Kilcup, Is strong CP due to a massless up quark?, *Phys. Rev. Lett.* **90**, 021601 (2003), arXiv:hep-lat/0112029 [hep-lat].
- [28] J. M. Cline, Can $\theta_{\text{QCD}} = \pi$?, *Phys. Rev. Lett.* **63**, 1338 (1989).
- [29] J. Dragos, T. Luu, A. Shindler, J. de Vries, and A. Yousif, Confirming the Existence of the Strong CP Problem in Lattice QCD with the Gradient Flow, (2019), arXiv:1902.03254 [hep-lat].
- [30] Note that β_1 is dimensionless as in Ref. [10], while the dimensionful β_2 translates to $\beta_2/\Lambda_{\text{QCD}}$ in Ref. [10].
- [31] S. Aoki *et al.*, Review of lattice results concerning low-energy particle physics, *Eur. Phys. J. C* **74**, 2890 (2014), arXiv:1310.8555 [hep-lat].
- [32] Y. Iwasaki, Renormalization Group Analysis of Lattice Theories and Improved Lattice Action: Two-Dimensional Nonlinear O(N) Sigma Model, *Nucl. Phys. B* **258**, 141 (1985).
- [33] R. Frezzotti, P. A. Grassi, S. Sint, and P. Weisz (Alpha), Lattice QCD with a chirally twisted mass term, *J. High Energy Phys.* **08**, 058 (2001), arXiv:hep-lat/0101001 [hep-lat].
- [34] R. Frezzotti and G. C. Rossi, Twisted mass lattice QCD with mass nondegenerate quarks, *Lattice hadron physics. Proceedings, 2nd Topical Workshop, LHP 2003, Cairns, Australia, July 22-30, 2003*, *Nucl. Phys. Proc. Suppl.* **128**, 193 (2004), arXiv:hep-lat/0311008 [hep-lat].
- [35] See Supplemental Material for strange-quark reweighting towards maximal twist.
- [36] R. Baron *et al.*, Light hadrons from lattice QCD with light (u,d), strange and charm dynamical quarks, *J. High Energy Phys.* **06**, 111 (2010), arXiv:1004.5284 [hep-lat].
- [37] N. Carrasco *et al.* (ETM), Up, down, strange and charm quark masses with $N_f = 2+1+1$ twisted mass lattice QCD, *Nucl. Phys. B* **887**, 19 (2014), arXiv:1403.4504 [hep-lat].
- [38] R. Frezzotti and G. C. Rossi, Chirally improving Wilson fermions. I: O(a) improvement, *J. High Energy Phys.* **08**, 007 (2004), hep-lat/0306014.
- [39] A. Abdel-Rehim *et al.* (ETM), First physics results at the physical pion mass from $N_f = 2$ Wilson twisted mass fermions at maximal twist, *Phys. Rev. D* **95**, 094515 (2017), arXiv:1507.05068 [hep-lat].
- [40] J. Gasser, M. E. Sainio, and A. Svarc, Nucleons with Chiral Loops, *Nucl. Phys. B* **307**, 779 (1988).
- [41] B. C. Tiburzi and A. Walker-Loud, Hyperons in Two Flavor Chiral Perturbation Theory, *Phys. Lett. B* **669**, 246 (2008), arXiv:0808.0482 [nucl-th].
- [42] C. Alexandrou, V. Drach, K. Jansen, C. Kallidonis, and G. Koutsou, Baryon spectrum with $N_f = 2 + 1 + 1$ twisted mass fermions, *Phys. Rev. D* **90**, 074501 (2014), arXiv:1406.4310 [hep-lat].
- [43] M. Bruno, M. Dalla Brida, P. Fritzscht, T. Korzec, A. Ramos, S. Schaefer, H. Simma, S. Sint, and R. Sommer (ALPHA), QCD Coupling from a Nonperturbative Determination of the Three-Flavor Λ Parameter, *Phys. Rev. Lett.* **119**, 102001 (2017), arXiv:1706.03821 [hep-lat].
- [44] V. A. Novikov, M. A. Shifman, A. I. Vainshtein, and V. I. Zakharov, Are all hadrons alike?, *Nucl. Phys. B* **191**, 301 (1981).
- [45] J. Gasser and H. Leutwyler, Chiral perturbation theory: Expansions in the mass of the strange quark, *Nucl. Phys. B* **250**, 465 (1985).
- [46] Jülich Supercomputing Centre, JUQUEEN: IBM Blue Gene/Q Supercomputer System at the Jülich Supercomputing Centre, *Journal of large-scale research facilities* **1**, 10.17815/jlsrf-1-18 (2015).
- [47] Jülich Supercomputing Centre, JURECA: Modular supercomputer at Jülich Supercomputing Centre, *Journal of large-scale research facilities* **4**, 10.17815/jlsrf-4-121-1 (2018).
- [48] K. Jansen and C. Urbach, tmLQCD: A Program suite to simulate Wilson Twisted mass Lattice QCD, *Comput. Phys. Commun.* **180**, 2717 (2009), arXiv:0905.3331 [hep-lat].
- [49] A. Deuzeman, S. Reker, and C. Urbach (ETM), Lemon: an MPI parallel I/O library for data encapsulation using LIME, *Comput. Phys. Commun.* **183**, 1321 (2012), arXiv:1106.4177 [hep-lat].
- [50] A. Frommer, K. Kahl, S. Krieg, B. Leder, and M. Rottmann, Adaptive Aggregation Based Domain Decomposition Multigrid for the Lattice Wilson Dirac Operator, *SIAM J. Sci. Comput.* **36**, A1581 (2014), arXiv:1303.1377 [hep-lat].
- [51] C. Alexandrou, S. Bacchio, J. Finkenrath, A. Frommer, K. Kahl, and M. Rottmann, Adaptive Aggregation-based Domain Decomposition Multigrid for Twisted Mass Fermions, *Phys. Rev. D* **94**, 114509 (2016), arXiv:1610.02370 [hep-lat].
- [52] C. Alexandrou, S. Bacchio, and J. Finkenrath, Multigrid approach in shifted linear systems for the non-degenerated twisted mass operator, *Comput. Phys. Commun.* **236**, 51 (2019), arXiv:1805.09584 [hep-lat].
- [53] M. A. Clark, R. Babich, K. Barros, R. C. Brower, and C. Rebbi, Solving Lattice QCD systems of equations using mixed precision solvers on GPUs, *Comput. Phys. Commun.* **181**, 1517 (2010), arXiv:0911.3191 [hep-lat].

- [54] R. Babich, M. A. Clark, B. Joo, G. Shi, R. C. Brower, and S. Gottlieb, Scaling Lattice QCD beyond 100 GPUs, in *SC11 International Conference for High Performance Computing, Networking, Storage and Analysis Seattle, Washington, November 12-18, 2011* (2011) arXiv:1109.2935 [hep-lat].
- [55] M. A. Clark, B. Joó, A. Strelchenko, M. Cheng, A. Gambhir, and R. Brower, Accelerating Lattice QCD Multigrid on GPUs Using Fine-Grained Parallelization, (2016), arXiv:1612.07873 [hep-lat].
- [56] R Development Core Team, *R: A language and environment for statistical computing*, R Foundation for Statistical Computing, Vienna, Austria (2005), ISBN 3-900051-07-0.
- [57] B. Sheikholeslami and R. Wohlert, Improved Continuum Limit Lattice Action for QCD with Wilson Fermions, *Nucl. Phys. B* **259**, 572 (1985).
- [58] P. Dimopoulos, private communication.
- [59] R. Frezzotti and G. C. Rossi, Chirally improving Wilson fermions. II. Four-quark operators, *J. High Energy Phys.* **10**, 070 (2004), arXiv:hep-lat/0407002 [hep-lat].
- [60] K. Ottnad and C. Urbach (ETM), Flavor-singlet meson decay constants from $N_f = 2 + 1 + 1$ twisted mass lattice QCD, *Phys. Rev. D* **97**, 054508 (2018), arXiv:1710.07986 [hep-lat].
- [61] A. Hasenfratz, R. Hoffmann, and S. Schaefer, Reweighting towards the chiral limit, *Phys. Rev. D* **78**, 014515 (2008), arXiv:0805.2369 [hep-lat].
- [62] J. Finkenrath, F. Knechtli, and B. Leder, One flavor mass reweighting in lattice QCD, *Nucl. Phys. B* **877**, 441 (2013), [Erratum: *Nucl. Phys. B* **880**, 574 (2014)], arXiv:1306.3962 [hep-lat].
- [63] B. Leder and J. Finkenrath, Tuning of the strange quark mass with optimal reweighting, *Proceedings, 32nd International Symposium on Lattice Field Theory (Lattice 2014): Brookhaven, NY, USA, June 23-28, 2014*, PoS **LATTICE2014**, 040 (2015), arXiv:1501.06617 [hep-lat].
- [64] J. Finkenrath, F. Knechtli, and B. Leder, Isospin Effects by Mass Reweighting, *Proceedings, 32nd International Symposium on Lattice Field Theory (Lattice 2014): Brookhaven, NY, USA, June 23-28, 2014*, PoS **LATTICE2014**, 297 (2015), arXiv:1501.06441 [hep-lat].