

Blowing up Stringy Canonical Forms: An Algorithm to Win a Simplified Hironaka's Polyhedra Game

Zhenjie Li^{a,b} and Chi Zhang^{a,b}

^aCAS Key Laboratory of Theoretical Physics, Institute of Theoretical Physics, Chinese Academy of Sciences, Beijing 100190, China

^bSchool of Physical Sciences, University of Chinese Academy of Sciences, No.19A Yuquan Road, Beijing 100049, China

Emails: {lizhenjie, zhangchi}@itp.ac.cn

February 12, 2020

Abstract

We provide an efficient method of blowing up to compute leading order contributions of the recently introduced stringy canonical forms. The method is related to the well-known Hironaka's polyhedra game, and the given algorithm is also useful on similar problems, *e.g.* sector decomposition.

Contents

1	Introduction	2
2	Blow-up and Hironaka's Polyhedra Game	3
3	Application and Example	8
4	Algorithm	11
5	Conclusions and Outlook	16

1 Introduction

Very recently, a vast generalization of tree level strings integrals has been proposed in [1]. This generalization is realized by identifying the Parke-Taylor form

$$\text{PT}(n) := \frac{d^n z}{\text{SL}(2, \mathbb{R})} \prod_{i=1}^n \frac{1}{z_i - z_{i+1}}$$

as the canonical form of the moduli space $\mathcal{M}_{0,n}^+$ and the Koba-Nielson factor as a regulator of the divergent integral $\int \text{PT}(n)$. With a positive parameterization $\mathbf{x} := \{x_1, \dots, x_{n-3}\}$ of $\mathcal{M}_{0,n}^+$, $\text{PT}(n)$ becomes the canonical form $\prod_{i=1}^{n-3} d \log x_i$ of $\mathbb{R}_+^{n-3} := [0, \infty]^{n-3}$ and the Koba-Nielson factor $\prod_{i < j} (z_i - z_j)^{s_{ij}}$ becomes a product of powers of some Laurent polynomials $p_I(\mathbf{x})$, then string integrals end up with the form of

$$\int_{\mathbb{R}_+^D} \prod_{i=1}^D \frac{dx_i}{x_i} x_i^{\alpha' X_i} \prod_I p_I(\mathbf{x})^{-\alpha' c_I}, \quad (1)$$

where $D = n-3$, X_i and c_I are linear combinations of Mandelstam variables s_{ij} 's. A *stringy* canonical form (or a *stringy* integral) is an integral of form eq.(1) but with arbitrary subtraction-free polynomials p_I .

In [1], many important properties of stringy integrals are well studied, especially the relation between their field theory limit, *i.e.* the limit of $\alpha' \rightarrow 0$, and the Minkowski sum N_P of Newton polytopes of $\{p_I\}$. More concretely, *i)* the leading order of a stringy integral is given by the volume of the dual polytope, or the canonical function $\underline{\Omega}(N_P)$, of N_P , and *ii)* a bijection between \mathbb{R}_+^D and N_P is given by the saddle point equation of the regulator, that is the so-called scattering-equation map Φ ,

$$X_i = \sum_I c_I \frac{\partial \log p_I}{\partial \log x_i}, \quad \text{for } i = 1, \dots, D. \quad (2)$$

In general, however, it's difficult to calculate the leading order of stringy integrals directly from the above two properties. On the one hand, performing Minkowski sum for polytopes

analytically is nearly impossible. On the other hand, to obtain the canonical form $\Omega(N_P)$ from the pushforward $\Phi_*(\bigwedge_{i=1}^D d \log x_i)$ requires to solve highly non-linear equations, just like the case in CHY formalism.

The main purpose of this article is to show an efficient method, *blowing up*, to calculate the leading order of the integral eq.(1) with respect to α' . This is a general method which is closely related to the so-called *Hironaka's polyhedra game* [2] and also generally used in the calculation of Feynman diagrams to disentangle the singularities where this method is called *sector decomposition* (see e.g. [3, 4, 5]). We will see that the situation is easier when this method is applied in stringy integrals due to some features of canonical forms, and especially its closed relation to the polytope N_P . This method is based on two simple observations: i) the leading order contribution in α' -expansion of stringy integrals arises from each vertex of the integration region \mathbb{R}_+^D , ii) suppose that all $p_I(0) \neq 0$ in the integral eq.(1), then the integral at the neighbourhood of the origin becomes

$$\int_{[0,\epsilon]^D} \prod_{i=1}^D \frac{dx_i}{x_i} x_i^{\alpha' X_i} \prod_I p_I(0)^{-\alpha' c_I} = \prod_{i=1}^D \frac{\epsilon^{\alpha' X_i} p_I(0)^{-\alpha' c_I}}{\alpha' X_i} = \frac{1}{(\alpha')^D} \frac{1}{X_1 \cdots X_D} + O(\alpha'^{-D+1}). \quad (3)$$

Generally, it would not be such simple case, some polynomials p_I may vanish or even is singular¹ at the origin (or a vertex). They can be overcome by a series of blows-ups, after which the stringy integral is decomposed into many integrals like eq.(3), then the leading order is given by a summation. Essentially, finding such a series of blow-ups is equivalent to give a winning strategy for the Hironaka's polyhedra game. Besides, we can introduce an extra operation $x_i \mapsto x_i^c$ for any variable x_i and any positive rational number c which keeps the form of the integral eq.(3) so that it leads to a simplified version of the Hironaka's polyhedra game. It's enough for us to win this simplified game to calculate the leading order of a stringy integral.

In section 2, we review the definition of blow-up and describe its relation to Hironaka's polyhedra game. Section 3 uses several examples arising from cluster stringy integrals to illustrate this method. In section 4, we introduce a new geometric viewpoint to approach a simplified version of Hironaka's polyhedra game and find a new algorithm to win. Section 5 contains discussion and outlook.

2 Blow-up and Hironaka's Polyhedra Game

In this section, we first use some heuristic examples to show the general procedure to calculate the leading order of stringy integrals by blowing up and catch some important features of this calculation. Then we go to the general case and show the equivalence of this procedure and the famous Hironaka's polyhedra game.

Before going into details of blowing up, let us clarify the problem mentioned in introduction. To this end, it is useful to recover a more general form of string integrals

$$\mathcal{I}(\alpha'; W_I) = \int_{\mathcal{P}} \Omega_{\mathcal{P}}(\mathbf{x}) \prod_I p_I(\mathbf{x})^{\alpha' W_I},$$

where \mathcal{P} is some positive geometry (in our case, it is some simple polytope) of dimension D parameterized by $\mathbf{x} := \{x_1, \dots, x_D\}$, $\Omega_{\mathcal{P}}$ is its associated canonical form [7], and $p_I(\mathbf{x})$ are polynomials vanishing at boundaries of \mathcal{P} and hence regulate the logarithm divergence of $\Omega_{\mathcal{P}}$ at boundaries. For $p_I(x)^{\alpha' W_I}$ to be single valued in \mathcal{P} , we require that $p_I(\mathbf{x})$ is nonnegative in the interior of \mathcal{P} .

¹A point Q is a singular point of the surface defined by $p(x_1, \dots, x_n) = 0$ if $\partial p(Q)/\partial x_i = 0$ for all i [6].

The leading order contribution of \mathcal{I} with respect to α' arises from the integral over the neighbourhood of each vertex of \mathcal{P} . For any vertex, the leading order contribution can be trivially obtained if there are just D polynomials p_I vanishing and regular (non-singular) at this vertex as in (3), and such vertex is called *normal crossing* since this vertex has been crossed D times geometrically. All troubles are caused by vertices which are *not* normal crossing. For example (see Fig. 1), consider the integral

$$\int_0^\infty \int_0^\infty \frac{dx}{x} \frac{dy}{y} x^{\alpha'X} y^{\alpha'Y} (x + y + xy)^{-\alpha'c}, \quad (4)$$

the vertex $(0,0)$ is crossed by $x = 0$, $y = 0$ and $x + y + xy = 0$ once. For the integral

$$\int_0^\infty \int_0^\infty \frac{dx}{x} \frac{dy}{y} x^{\alpha'X} y^{\alpha'Y} (x^3 + y^3 + xy)^{-\alpha'c}, \quad (5)$$

the vertex $(0,0)$ is crossed by $x = 0$ and $y = 0$ once and by $x^3 + y^3 + xy = 0$ twice.

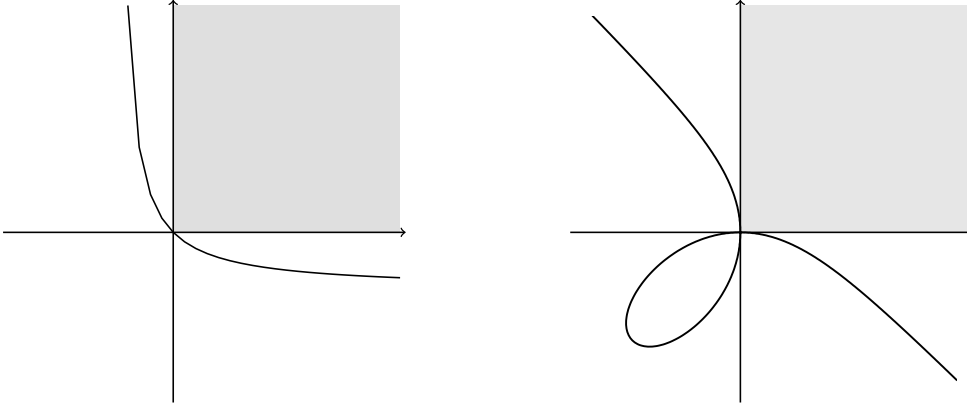


Figure 1: Left: $p = x + y + xy$, Right: $p = x^3 + y^3 + xy$

The main tool used in this article to solve this problem is blowing up (or blow-up). Briefly speaking, blow-up (along the original point) introduces extra dimensions for the original point such that curves crossing it in different directions are lifted to new curves intersecting the extra dimensions in different points.

Let's first consider a simple but heuristic example of blowing up. Suppose there's a family of lines $\{l_i : a_i x + b_i y = 0\}_{i=1,\dots,n}$ on the plane \mathbb{R}^2 crossing the original point $(0,0)$. If we want know how these lines cross the point $(0,0)$, we can introduce new variables u , v and t such that

$$x = ut, \quad y = vt, \quad (6)$$

where $[u : v]$ is a projective coordinate, since any common factor of u and v can be absorbed into the definition of t , the line $l_i : a_i x + b_i y = 0$ hence becomes a line parameterized by t with an extra point $[-b_i : a_i] \in \mathbb{P}^1$. These extra points in \mathbb{P}^1 tell us how these line approach $(0,0)$ so that they can be used to distinguish different lines. In other words, we replace the point $(0,0)$ with \mathbb{P}^1 , which is the extra dimension mentioned above.

Now let's carefully consider the first example, the integral (4)

$$I = \int_0^\infty \int_0^\infty \frac{dx}{x} \frac{dy}{y} x^{\alpha'a} y^{\alpha'b} (x + y + xy)^{-\alpha'c},$$

whose leading contribution comes from the neighbourhoods of four vertices $(0, 0)$, $(0, \infty)$, $(\infty, 0)$ and (∞, ∞) . One can easily see that the vertices $(0, \infty)$, $(\infty, 0)$ and (∞, ∞) are normal crossing. The consequence of this fact is the integrand decouples into powers of x and y , then the leading contribution can be trivially obtained, for example

$$\begin{aligned} I(0, \infty) &= \int_0^\epsilon \int_{1/\epsilon}^\infty \frac{dx}{x} \frac{dy}{y} x^{\alpha'a} y^{\alpha'b} (x + y + xy)^{-\alpha'c} \\ &\approx \int_0^\epsilon \int_{1/\epsilon}^\infty \frac{dx}{x} \frac{dy}{y} x^{\alpha'a} y^{\alpha'(b-c)} = \frac{1}{\alpha'^2} \frac{1}{a} \frac{1}{c-b} + O(\alpha'^{-1}), \end{aligned}$$

where we throw away x and xy in $x + y + xy$ after \approx because in this case $x \ll y$ so that they have no contribution to the leading order when $\alpha' \rightarrow 0$. In this article, the symbol \approx is used to relate two expressions (usually integrals) with the same leading terms or two polynomials which contribute the same leading terms in the integration. Similarly, $I(\infty, 0) \approx (\alpha'^2 b(c-a))^{-1}$ and $I(\infty, \infty) \approx (\alpha'^2 (c-a)(c-b))^{-1}$.

The vertex $(0, 0)$ is harder due to the behaviour of the mixed factor $(x + y + xy)^{-\alpha'c}$ at the neighbourhood of this vertex. However, we can always drop the term xy which becomes irrelevant when $(x, y) \rightarrow (0, 0)$ because $xy \ll x, y$. For remaining terms $x + y$, we blow up the plane along $(0, 0)$ by introducing new variables $(t, [u : v])$ defined by equations $x = tu$ and $y = tv$ in $\mathbb{R} \times \mathbb{P}^1$. Because $x, y \geq 0$ in the integral region, the vertex $(0, 0)$ is blown up to an 1-simplex $\mathbb{P}_+^1 = \{[u : v] : u, v \geq 0\}$ with two new vertices $u = 0$ and $v = 0$ under this map, and it is easy to see that the factor $(x + y)$ is dominated by x near the vertex $u = 0$ or by y near the vertex $v = 0$. More precisely, the 1-simplex \mathbb{P}_+^1 can be identified with the unit interval $[0, 1]$ by setting $u + v = 1$, so

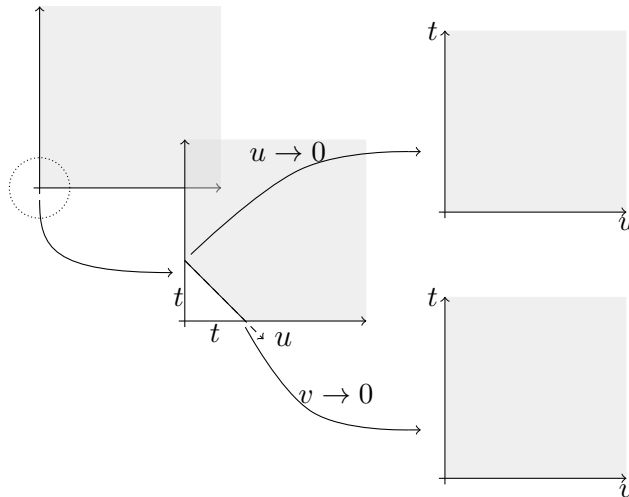
$$\frac{dx dy}{xy} = \frac{du}{u(1-u)} \frac{dt}{t}, \quad (7)$$

and

$$I(0, 0) \approx \int_0^\epsilon \frac{dt}{t} t^{\alpha'(a+b-c)} \int_0^1 \frac{du}{u(1-u)} u^{\alpha'a} (1-u)^{\alpha'b} = \frac{1}{\alpha'} \frac{\epsilon^{\alpha'(a+b-c)}}{a+b-c} \int_0^1 \frac{du}{u(1-u)} u^{\alpha'a} (1-u)^{\alpha'b},$$

the left one-dimensional integral of u is again a stringy integral, and its leading order comes from two vertices $u = 0$ and $v = 0$ ($u = 1$). Therefore,

$$I(0, 0) = \frac{1}{\alpha'^2} \frac{1}{a+b-c} \left(\frac{1}{a} + \frac{1}{b} \right) + O(\alpha'^{-1}).$$



Finally,

$$\begin{aligned} I &\approx I(0,0) + I(0,\infty) + I(\infty,0) + I(\infty,\infty) \\ &\approx \frac{1}{\alpha'^2} \left(\frac{1}{b(a+b-c)} + \frac{1}{b(c-a)} + \frac{1}{a(c-b)} + \frac{1}{(c-a)(c-b)} + \frac{1}{a(a+b-c)} \right). \end{aligned}$$

From the last example, we see that polynomials are not canonical objects for the leading order of a integral because different polynomials may give the same contribution. For example, we can throw away irrelevant terms in the polynomial. Besides, the integral also doesn't depend on positive coefficients in the polynomial which we will explain later. A natural question thus arises. What's the canonical object to describe the leading contribution of a polynomial in an integral near a vertex? The answer is the *Newton polyhedron* of this polynomial.

Definition 2.1 (Newton polyhedron). Let $p = \sum_I s_I x^{n^I}$ be a polynomial with positive coefficients. For each term $s_I x^{n^I}$, we assign a cone $C_I = (n^I + \mathbb{R}_+^D) := \{(n_1^I + v_1, \dots, n_D^I + v_D) : v_i \geq 0 \text{ for all } i\}$. The *Newton polyhedron* $C[p]$ of the polynomial p is the *convex hull* of cones $\{C_I\}$, *i.e.* the smallest convex set contains these cones.

Proposition 2.2. *The leading order of integrals*

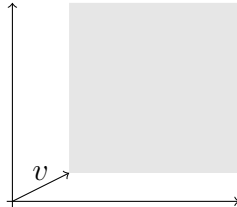
$$I = \int_{[0,\epsilon]^D} \left(\prod_{i=1}^D \frac{dx_i}{x_i} x_i^{\alpha' X_i} \right) p^{-\alpha' c} \prod_a q_a^{-\alpha' c_I}$$

only depends on the Newton polyhedron $C[p]$.

From the theorem in [1], the leading order of the integral eq.(1) only depends on the Minkowski sum of Newton polytopes of polynomials p_I . For a polynomial $q = \sum_I a_I x^{n^I}$, the *Newton polytope* is the convex hull of vectors $\{n^I = (n_1^I, \dots, n_D^I)\}$, while *Minkowski sum* (or vector sum) of two set A and B is the set $\{x + y : x \in A, y \in B\}$. Note that the Newton polyhedron of a polynomial is just the Minkowski sum of Newton polytope and \mathbb{R}_+^D .

Therefore, the above proposition is like the local version of this theorem, so it may seem trivial. However, it's more convenient to use the local version because the Newton polyhedron is not as rigid as the Newton polytope, and it just looks like a 'corner' of the Newton polytope.

By using the language of the polyhedra for polynomials, the goal of blowing up is clear. If one gets the polyhedron of a polynomial p like an *orthant*



then we call that $p \approx x^v$ is *decoupled*. In other words, p has the form of $p(x) = x^v(a + q(x))$ for a positive constant a , a vector v and polynomial q with $q(0) = 0$. Suppose $p = x^v(a + q(x))$ is a decoupled polynomial, then the integral

$$I = \int_{[0,\epsilon]^D} \left(\prod_{i=1}^D \frac{dx_i}{x_i} x_i^{\alpha' X_i} \right) p^{-\alpha' c} \prod_I q_I^{-\alpha' c_I} \approx \int_{[0,\epsilon]^D} \left(\prod_{i=1}^D \frac{dx_i}{x_i} x_i^{\alpha' (X_i - cv_i)} \right) \prod_I q_I^{-\alpha' c_I}$$

is reduced to a new integral with fewer polynomials but with the same leading order. This is the simplest case of Proposition 2.2, and it's very easy to prove. In fact, other terms in the cone

$C[p]$ go to zero faster than ax^v , and the factor $a^{-\alpha'c} = 1 + O(\alpha')$ introduced by the coefficient a doesn't affect the leading order of the integral.

Therefore, our aim is to find a series of blow-ups to make p decoupled at all generated vertices. If we can find it, the proof of Proposition 2.2 will be reduced to the trivial and proven case where p is decoupled. Since blow-ups never increase the number of polynomials in the integral, we only need to consider integrals that only contain one polynomial

$$I = \int_{[0,\epsilon]^D} \left(\prod_{i=1}^D \frac{dx_i}{x_i} x_i^{\alpha' X_i} \right) p^{-\alpha'c}.$$

Now it's a good time to consider general blow-ups and see their effect on integrals and polyhedra.

The above blow-up (6) is called the blow-up of the plane along the original point. In this article, we will consider the general blow-up of \mathbb{R}^D along subspace \mathbb{R}^n defined by $x_{i_1} = \dots = x_{i_n} = 0$. For those boundaries defined by $x_i = \infty$, we can change the variables by $x_i \mapsto 1/x_i$. The blow-up is the variety in $\mathbb{R}^D \times \mathbb{P}^{n-1}$ defined by

$$\{x_{i_j}y_k = x_{i_k}y_j : 1 \leq j < k \leq n\}, \quad (8)$$

where $[y_1 : \dots : y_n]$ is the projective coordinate. These equations can be easily solved by $x_{i_j} = ty_j$ with $\sum_{i=1}^n y_i = 1$ for $t \neq 0$. The integral near the boundary defined by $x_{i_1} = \dots = x_{i_n} = 0$ becomes the integral over an interval of t and a $(n-1)$ -simplex \mathbb{P}_+^{n-1} defined by

$$\sum_{i=1}^n y_i = 1, \quad y_i > 0 \text{ for all } 1 \leq i \leq n.$$

This blow-up produces n new vertices $\{v_i : x' = 0, t = 0, y_i = 1\}$, where x' is the other coordinates of \mathbb{R}^D . Near the new vertex defined by $y_k = 1$, it's equivalent to do the following change of variables

$$x' \rightarrow x', \quad x_{i_j} \rightarrow ty_j \text{ for } j \neq k, \quad x_{i_k} \rightarrow t,$$

or by reusing the name of x_{i_k} for t and x_{i_j} for y_j to save the namespace,

$$x_{i_j} \rightarrow x_{i_k}x_{i_j} \text{ for } j \neq k, \quad (9)$$

which is related to the sector decomposition [5]. The neighbourhood of this vertex in the integral region can be taken as $0 < x_i < \epsilon$ for all i .

As hinted by eq.(7), one important feature of $\Omega_{\mathcal{P}}$ is the 'invariance' under blowing up, since the residue of the canonical form on the boundary is the canonical form of the boundary. Suppose we blow up the boundary defined locally by $x_1 = \dots = x_n = 0$ in integral eq.(1). Let $x_i = ty_i$, where $[y_1 : \dots : y_n]$ are positive projective coordinates. Near the boundary, the canonical form of Ω behaves as

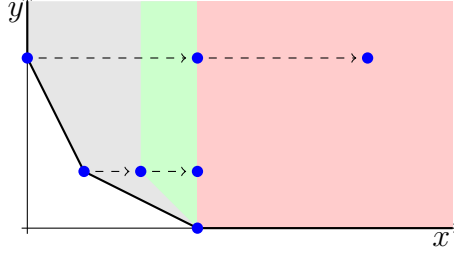
$$\Omega = \frac{dx_1}{x_1} \wedge \dots \wedge \frac{dx_n}{x_n} \wedge \Phi(x'),$$

where x' are other coordinates. At each generated vertex of $(n-1)$ -simplex \mathbb{P}_+^{n-1} , the canonical form Ω is invariant under the change of variables eq.(9).

Now let us consider the effect of blow-up on the polynomial p . For the blow-up of $\{x_{i_1}, \dots, x_{i_n}\}$, the polynomial $p = \sum_I a_I x^{n^I}$ becomes $p' = \sum_I a_I x^{(n^I)'} by $x_{i_j} \mapsto x_{i_k}x_{i_j}$ for all $j \neq k$ in the neighbourhood of the k -th vertex, where$

$$(n^I)'_{i_k} \longrightarrow \sum_{j=1}^n n^I_{i_j}.$$

This can be visualized by the polyhedron. For instance, the Newton polyhedron of $p(x) = x^3 + xy + y^3$ is the gray polyhedron, we first get the green polyhedron by $y \mapsto xy$, but it's not the wanted (decoupled) polyhedron, so we blow up it by $y \mapsto xy$ again, then we get the red polyhedron.



Note that we still need to deal with other vertices generated by blow-ups.

Due to the behaviors of the canonical form and the polynomial p under the blow-up. Finding a *finite* series of blow-ups such that the polynomial p decouple in each generated vertices is essentially reformulated into a game by Hironaka [2]. In this game, according to the given polynomial p , two players \mathcal{P}_1 and \mathcal{P}_2 make the following moves:

1. \mathcal{P}_1 choose a set of variables $\{x_{i_1}, \dots, x_{i_n}\}$.
2. \mathcal{P}_2 choose one variable x_{i_k} out of them and make variable substitutions $x_{i_j} \rightarrow x_{i_k} x_{i_j}$ for $j \neq k$

If p becomes decoupled (or geometrically, $C[p]$ becomes an orthant), then player \mathcal{P}_1 wins, otherwise they start a new round by using the new generated polynomial. If this never occurs, player \mathcal{P}_2 will have won. For example,

$$p(x_1, x_2, x_3) = x_1 x_3^2 + x_2^2 + x_2 x_3,$$

if \mathcal{P}_1 choose $\{x_1, x_2\}$, \mathcal{P}_2 choose x_1 and make the variable substitution $x_2 \mapsto x_1 x_2$, since under this variable substitution

$$p(x_1, x_2, x_3) \mapsto x_1(x_1 x_2^2 + x_3^2 + x_2 x_3) = x_1 p(x_1, x_3, x_2),$$

then \mathcal{P}_2 will win if \mathcal{P}_1 always choose such variables to blow up.

An winning strategy for \mathcal{P}_1 will tell us how to blow up the polynomial p and hence calculate stringy integrals. There're many known winning strategies [8, 9, 10, 11], and they have been used in many programs (see *e.g.* [12, 13]). In this article, we will give a new algorithm to win a simplified version of this game from a geometric viewpoint. The simplified version allows \mathcal{P}_1 to use another operation $x_j \mapsto x_j^c$ for any j in the choosen set and any positive rational number c , and the algorithm also tells us how to calculate the leading order of stringy integrals. Before elaborating on this algorithm, we first give several simple examples to get a feeling of this blow-up method.

3 Application and Example

In this section, we will give several examples to illustrate this blow-up method, all examples come from the so-called cluster stringy integrals [1, 14] which are closely related to the origin string integrals. The dimension of all examples in this section is 2 or 3 and the regulating polynomials are simple, so the blow-up prescriptions can be designed *ad hoc* without a universal algorithm.

Cluster string integral: A_2

This integral is equivalent to the Z -integral $Z_{12345}(1, 2, 3, 4, 5)$ [15], which in a positive parameterization takes the form of

$$\mathcal{I}_{A_2} = \int_{\mathbb{R}_+^2} \frac{dx_1}{x_1} \frac{dx_2}{x_2} x_1^{\alpha'X} x_2^{\alpha'Y} (1+x_1)^{-\alpha'a} (1+x_2)^{-\alpha'b} (1+x_1+x_1x_2)^{-\alpha'c}$$

where $1+x_1$, $1+x_2$ and $1+x_1+x_1x_2$ are F -polynomials with the initial seed A_2 quiver (see [16] for cluster algebra). With variable substitutions

$$x_1 = \frac{1-z_3}{z_3}, \quad x_2 = \frac{z_3-z_2}{z_2(1-z_3)}$$

and

$$X = s_{12}, \quad Y = s_{45}, \quad a = -s_{24}, \quad b = -s_{35}, \quad c = -s_{25},$$

the integral \mathcal{I}_{A_2} becomes $Z_{12345}(12345)$ under the usual gauge fixing $\{z_1, z_4, z_5\} \rightarrow \{0, 1, \infty\}$. It is easy to see that vertices $(0, 0)$, $(0, \infty)$ and $(\infty, 0)$ are all normal crossing, then no blow up is needed and their contributions to leading order simply are

$$\begin{aligned} \mathcal{I}_{A_2}(0, 0) &= \frac{1}{\alpha'^2} \frac{1}{XY} + O(\alpha'^{-1}), \\ \mathcal{I}_{A_2}(\infty, 0) &= \frac{1}{\alpha'^2} \frac{1}{(a+c-X)Y} + O(\alpha'^{-1}), \\ \mathcal{I}_{A_2}(\infty, \infty) &= \frac{1}{\alpha'^2} \frac{1}{(a+c-X)(b+c-Y)} + O(\alpha'^{-1}). \end{aligned}$$

The vertex $(0, \infty)$ is not normal crossing, we bring this vertex to the origin by taking $x_2 \rightarrow x_2^{-1}$, then the integral over the neighbourhood of this vertex reads

$$\mathcal{I}_{A_2}(0, \infty) \approx \int_{[0, \epsilon]^2} \frac{dx_1 dx_2}{x_1 x_2} x_1^{\alpha'X} x_2^{\alpha'(b+c-Y)} (x_1+x_2+x_1x_2)^{-\alpha'c}$$

where some irrelevant power functions of the form $(1+\dots)$ have been dropped. This is exactly the example we used in section 2, then the leading order contribution of \mathcal{I}_{A_2} is simply

$$\begin{aligned} \mathcal{I}_{A_2} &= \frac{1}{\alpha'^{-2}} \left(\frac{1}{(a+c-X)(b+c-Y)} + \frac{1}{X(b+X-Y)} \right. \\ &\quad \left. + \frac{1}{(b+c-Y)(b+X-Y)} + \frac{1}{Y(a+c-X)} + \frac{1}{XY} \right) + O(\alpha'^{-1}). \end{aligned}$$

Cluster stringy integral: A_3

This integral is equivalent to the Z -integral $Z_{123456}(1, 2, 3, 4, 5, 6)$, which in a positive parameterization takes the form of

$$\begin{aligned} \int_{\mathbb{R}_+^3} \frac{dx_1}{x_1} \frac{dx_2}{x_2} \frac{dx_3}{x_3} x_1^{\alpha'X} x_2^{\alpha'Y} x_3^{\alpha'Z} (x_1+1)^{-\alpha'a_1} (x_2+1)^{-\alpha'a_2} (x_3+1)^{-\alpha'a_3} (x_1x_2+x_1+1)^{-\alpha'a_4} \\ (x_2x_3+x_3+1)^{-\alpha'a_5} (x_1x_2x_3+x_1x_3+x_1+x_3+1)^{-\alpha'a_6} \end{aligned}$$

where 6 polynomials with constant term 1 are F -polynomials with the initial seed A_3 quiver. With variable substitutions

$$x_1 = \frac{(z_2-z_3)(1-z_4)}{(1-z_2)(z_3-z_4)}, \quad x_2 = \frac{z_4-z_2}{z_2(1-z_4)}, \quad x_3 = \frac{z_2}{1-z_2}$$

and

$$X = s_{12}, \quad Y = s_{123}, \quad Z = s_{45}$$

$$a_1 = -s_{24}, \quad a_2 = -s_{36}, \quad a_3 = -s_{15}, \quad a_4 = -s_{26}, \quad a_5 = -s_{35}, \quad a_6 = -s_{25}$$

the integral \mathcal{I}_{A_3} becomes $Z_{123456}(1, 2, 3, 4, 5, 6)$ under the usual gauge fixing $\{z_1, z_5, z_6\} \rightarrow \{0, 1, \infty\}$. Of the 8 vertices, $(0, 0, 0)$, $(0, 0, \infty)$, $(\infty, 0, 0)$, $(\infty, 0, \infty)$ and (∞, ∞, ∞) are normal crossing ones, and their contributions to leading order is

$$\mathcal{I}_{A_3}^{(1)} = \frac{1}{\alpha'^2} \left(\frac{1}{XYZ} + \frac{1}{F_1XY} + \frac{1}{F_2YZ} + \frac{1}{F_1F_2Y} + \frac{1}{F_1F_2F_3} \right) + O(\alpha'^{-1})$$

where

$$F_1 = a_3 + a_5 + a_6 - Z$$

$$F_2 = a_1 + a_4 + a_6 - X$$

$$F_3 = a_2 + a_4 + a_5 + a_6 - Y$$

For the remaining vertices, we bring them to the origin by setting $x_i \rightarrow x_i^{-1}$,

$$\mathcal{I}_{A_3}(0, \infty, 0) \approx \int_{[0, \epsilon]^3} \prod_{i=1}^3 \frac{dx_i}{x_i} x_1^{\alpha'X} x_2^{\alpha'F_3} x_3^{\alpha'Z} (x_1 + x_2)^{-\alpha'a_4} (x_2 + x_3)^{-\alpha'a_5} \left(x_2 + \sum_{i < j} x_i x_j \right)^{-\alpha'a_6}$$

$$\mathcal{I}_{A_3}(\infty, \infty, 0) \approx \int_{[0, \epsilon]^3} \frac{dx_i}{x_i} x_1^{\alpha'F_2} x_2^{\alpha'F_3} x_3^{\alpha'Z} (x_2 + x_3)^{-\alpha'(a_5 + a_6)}$$

$$\mathcal{I}_{A_3}(0, \infty, \infty) \approx \int_{[0, \epsilon]^3} \frac{dx_i}{x_i} x_1^{\alpha'X} x_2^{\alpha'F_3} x_3^{\alpha'F_1} (x_1 + x_2)^{-\alpha'(a_4 + a_6)}$$

where we have dropped some irrelevant terms according to our algorithm. The last two again are the cases we have encountered before, then a further attention is needed only for the first one, which can be decomposed into six normal crossing pieces

$$\mathcal{I}_{A_3}(0, \infty, 0) \approx \begin{cases} \int_{[0, \epsilon]^3} \prod_{i=1}^3 \frac{dy_i}{y_i} y_1^{\alpha'X} y_2^{\alpha'F_4} y_3^{\alpha'F_5} & \{x_1 = y_1 y_2 y_3, x_2 = y_2 y_3, x_3 = y_3\} \\ \int_{[0, \epsilon]^3} \prod_{i=1}^3 \frac{dy_i}{y_i} y_1^{\alpha'X} y_2^{\alpha'(X+Z)} y_3^{\alpha'F_5} & \{x_1 = y_1 y_2 y_3, x_3 = y_2 y_3, x_2 = y_3\} \\ \int_{[0, \epsilon]^3} \prod_{i=1}^3 \frac{dy_i}{y_i} y_1^{\alpha'F_3} y_2^{\alpha'F_4} y_3^{\alpha'F_5} & \{x_2 = y_1 y_2 y_3, x_1 = y_2 y_3, x_3 = y_3\} \\ \int_{[0, \epsilon]^3} \prod_{i=1}^3 \frac{dy_i}{y_i} y_1^{\alpha'F_3} y_2^{\alpha'F_6} y_3^{\alpha'F_5} & \{x_2 = y_1 y_2 y_3, x_3 = y_2 y_3, x_1 = y_3\} \\ \int_{[0, \epsilon]^3} \prod_{i=1}^3 \frac{dy_i}{y_i} y_1^{\alpha'Z} y_2^{\alpha'(X+Z)} y_3^{\alpha'F_5} & \{x_3 = y_1 y_2 y_3, x_1 = y_2 y_3, x_2 = y_3\} \\ \int_{[0, \epsilon]^3} \prod_{i=1}^3 \frac{dy_i}{y_i} y_1^{\alpha'Z} y_2^{\alpha'F_6} y_3^{\alpha'F_5} & \{x_3 = y_1 y_2 y_3, x_2 = y_2 y_3, x_1 = y_3\} \end{cases}$$

where each piece correspond to a simplex $0 < x_i < x_j < x_k$, irrelevant terms are dropped again, and we have introduced

$$F_4 = X + F_3 - a_4 - a_6,$$

$$F_5 = F_3 + X + Z - a_4 - a_5 - a_6,$$

$$F_6 = F_3 + Z - a_5 - a_6.$$

It can be easily checked that all F 's are planar and remaining poles, although the spurious pole $X + Z$ appears in the process, and the result for leading order is exactly the 6 point amplitude for bi-adjoint ϕ^3 theory.

Cluster stringy integral: C_2

This integral is equivalent to the Z -integral $Z(1^+2^+)$ defined on the moduli space of paired punctures [17], which in a positive parameterization is

$$\int_{\mathbb{R}_+^2} \frac{dx_1}{x_1} \frac{dx_2}{x_2} x_1^{\alpha'X} x_2^{\alpha'Y} (x_1 + 1)^{-\alpha'a} (x_2 + 1)^{-\alpha'b} \\ (x_1 x_2 + x_1 + 1)^{-\alpha'c} (x_1^2 x_2 + x_1^2 + 2x_1 + 1)^{-\alpha'd}$$

where 4 polynomials with constant term 1 are F -polynomials with a C_2 quiver as the initial seed. This integral is related to $Z(1^+2^+)$ (with gauge fixing $z_0 = 1$) by

$$x_1 = \frac{(1 - z_1)(z_2 - z_1)}{2z_1(1 + z_2)}, \quad x_2 = -\frac{(1 + z_1)^2}{(1 - z_1)^2}$$

and

$$X = 2s_{01}, \quad Y = s_{012}, \quad a = -2s_{1\bar{2}}, \quad b = -s_{2\bar{2}}, \quad c = -2s_{02}, \quad d = -s_{0\bar{0}}$$

with the Mandelstam variables defined therein. In this case, only vertex $(0, \infty)$ is not normal crossing, we transform this vertex to the origin as before, then we have

$$\mathcal{I}_{C_2}(0, \infty) \approx \int_{[0, \epsilon]^2} \frac{dx_1 dx_2}{x_1 x_2} x_1^{\alpha'X} x_2^{\alpha'G_1} (x_1 + x_2)^{-\alpha'c} (x_1^2 + x_2)^{-\alpha'd}$$

where we have dropped irrelevant terms and introduced $G_1 = b + c + d - Y$. This vertex can be decomposed into 3 normal crossing pieces by the following blow ups

$$\mathcal{I}_{C_2}(0, \infty) \approx \left\{ \begin{array}{l} \int_{0 < x_1 < x_2} \frac{dy_1 dy_2}{y_1 y_2} y_1^{\alpha'X} y_2^{\alpha'G_2} \\ \int_{0 < x_2 < x_1} \frac{dy_1 dy_2}{y_1 y_2} y_1^{\alpha'G_1} y_2^{\alpha'G_2} (y_1 + y_2)^{-\alpha'd} \end{array} \right. \approx \left\{ \begin{array}{l} \int_{0 < y_1 < y_2} \frac{dz_1 dz_2}{z_1 z_2} z_1^{\alpha'G_1} z_2^{\alpha'(G_1+G_2-d)} \\ \int_{0 < y_2 < y_1} \frac{dz_1 dz_2}{z_1 z_2} z_2^{\alpha'G_2} z_1^{\alpha'(G_1+G_2-d)} \end{array} \right.,$$

where $G_2 = G_1 + X - c - d$, and the integral region for integration variables should be understood as $[0, \epsilon]^2$ while the subscripts of integrals indicate the integration region before blow-ups.

4 Algorithm

In this section, we design a new algorithm to ‘win’ the Hironaka’s polyhedra game from a new viewpoint. The algorithm use not only blow-ups but also an extra kind of operation, rescaling exponents of variables. If we change the variables by $x_i \mapsto x_i^{1/c_i}$ for $i \in S$, where c_i is a positive rational number, then integral becomes

$$\prod_{i \in S} c_i \int \prod_{j \notin S} \frac{dx_j}{x_j} x_j^{\alpha'X_j} \prod_{i \in S} \frac{dx_i}{x_i} x_i^{\alpha'c_i X_i} p(\{x_i^{c_i} : i \in S\}; \{x_j : j \notin S\})^{-\alpha'c}.$$

Note that rescaling of the integral region doesn’t change the leading order of the integral because $\epsilon^{\alpha'}$ and $(\epsilon^{1/c_i})^{\alpha'}$ both behave as $1 + O(\alpha')$ when $\alpha' \rightarrow 0$. Thus, it only introduces a factor $\prod_{i \in S} c_i$

for the integral. Due to this new operation, we don't call it a winning strategy, but it can also be applied to other similar problems, *e.g.* sector decomposition.

Let's first introduce the matrix language for future use. For the polynomial $p = \sum_I a_I x^{n^I}$, we introduce the matrix

$$(n_i^I) = \begin{pmatrix} n_1^1 & n_1^2 & \cdots & n_1^N \\ n_2^1 & n_2^2 & \cdots & n_2^N \\ \vdots & \vdots & \ddots & \vdots \\ n_D^1 & n_D^2 & \cdots & n_D^N \end{pmatrix},$$

then variable substitutions used by blowing up

$$x_j \rightarrow x_i x_j \quad \text{for } j \neq i \text{ and } j \in S$$

is just replacing the i -th row with $\sum_{j \in S} n_j^I$.

Definition 4.1. If a matrix $A = (A_i^I)_{1 \leq i \leq D, 1 \leq I \leq N}$ can be obtained from another matrix B by joining/deleting constant row vectors², joining/deleting column vectors w which are in the cone $A^I + \mathbb{R}_+^D$ for some I or adding/subtracting a matrix C whose row vectors are all constant vectors, then we say that A and B are equivalent, denoted by $A \cong B$. It's an equivalence relation. In a given equivalence class, we call matrices with minimal number of rows and columns reduced matrices.

For example,

$$\begin{pmatrix} 1 & 2 & 3 \\ 3 & 2 & 4 \\ 2 & 2 & 3 \end{pmatrix} \cong \begin{pmatrix} 0 & 1 & 2 \\ 1 & 0 & 2 \\ 0 & 0 & 1 \end{pmatrix} \cong \begin{pmatrix} 0 & 1 \\ 1 & 0 \\ 0 & 0 \end{pmatrix} \cong \begin{pmatrix} 0 & 1 \\ 1 & 0 \end{pmatrix}$$

If two matrices (n_i^I) and (m_k^J) are equivalent, then there exists a vector v such that $\sum_I a_I x^{n^I} \approx x^v \sum_J a_J x^{m^J}$, so we only need to consider blow-up prescriptions for one of equivalent matrices.

Our algorithm is based on the following observations:

0. (Notation). The row vectors are N -vector and the column vectors are D -vector by default. We mainly consider the row vectors whose index are capital letters, *e.g.* I, J, \dots . The coordinate variables of the row vectors are denoted $\{z^I\}$. For a given i , n_i is the vector (n_i^1, \dots, n_i^N) .
1. If (n_i^I) is equivalent to a $1 \times N$ or $D \times 1$ matrix, player \mathcal{P}_1 wins. Therefore, if we can choose a set S for a given matrix such that N or D decreases strictly in generated matrices, then it's a winning strategy.
2. If there's exist a set of positive integers $\{c_i : i \in S\}$ and a positive integer k such that

$$\sum_{i \in S} c_i n_i = (k, k, \dots, k), \tag{10}$$

geometrically this means that the constant vector $(1, \dots, 1)$ is in the cone spanned by row vectors $\{n_i : i \in S\}$, then by taking variable substitutions $x_i \rightarrow x_i^{1/c_i}$ for $i \in S$ and performing the blowing up, the polynomial p becomes

$$p \mapsto x_i^k q$$

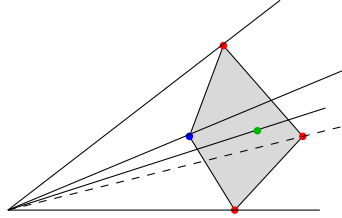
²Here a constant vector is a vector with identical components.

where q is x_i -independent. It's equivalent to the transformation $X_i \mapsto X_i - ck$ and $p \mapsto q$ in the integral. The new generated matrix for each $i \in S$ is just the matrix obtained by deleting the i -th row of the old matrix. Therefore, we can reduce the number of variables of the polynomial or equivalently the number of *rows* of the matrix in this case.

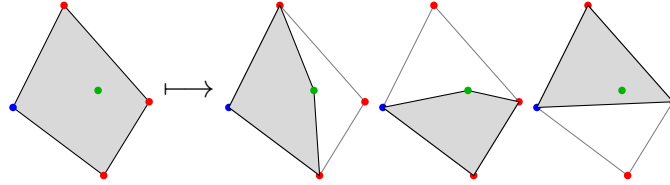
3. In the viewpoint of cones, a blow-up is nearly a subdivision of the cone. If a blow-up produces a vector $\sum_{i \in S} c_i n_i$ in the cone or on the boundary of the cone, then the j -th generated cone for $j \in S$ is spanned by vectors $\{n_i : i \neq j\}$ and the vector $\sum_{i \in S} c_i n_i$, which is a proper sub-cone of the original cone. The union of these cones is the original cone, but they usually intersect with each other, so it's not a subdivision.

For future convenience, if the blow-up produces a vector v , we call it *the blow-up along v* . Note that it may be confused with the similar terminology used in the usual mathematical context.

For example, consider a cone with $D = 4$ and $N = 3$



We can use the gray polygon, the intersection of this cone with a hyperplane, to represent it, and blow up along the green vector which is the positive linear combination of three red vectors, then we can get three new subcones as shown in the following diagram.

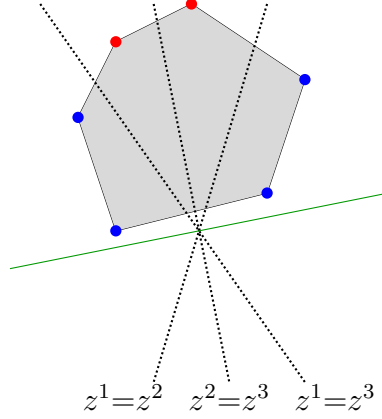


The bonus of this viewpoint is that we can see the information of many rounds in only one picture.

4. If $n_i^J \geq n_i^I$ for all i , we can drop column vector n^J . Geometrically, it means that the cone spanned by $\{n_i\}$ is in the semi-space defined by $z^J \geq z^I$. Thus let's define H^{IJ} as the semi-space defined by $z^I \leq z^J$ in the space of column vectors for future use. Therefore, if we can 'divide' the cone by blow-ups into small cones such that each of them is totally contained in some semi-spaces $\{H^{IJ}\}$, then the numbers of columns of generated matrices decrease strictly.

The possible obstacle to do this is that the intersection of all hyperplanes $h^{IJ} = \{z : z^I = z^J\}$, or equivalently the vector $(1, 1, \dots, 1)$, is contained in the interior of the cone. In this case, no matter how blow-ups 'divide' the cone, there always exists a cone containing $(1, 1, \dots, 1)$ so that it is not contained in any semi-space H^{IJ} . However, in this case, we can reduce the number of rows from the observation 2.

5. One possible way to 'divide' the cone is to reduce the number of outside vertices. Before giving the explicit definition of outside or inside, let's first consider a $N = 3$ example to show this idea.



In above diagram, the outside vertices are labeled by blue points, and inside vertices are labeled by red points. If we blow up the cone along a inside vector which is the linear combination of outside vertices, then the number of outside vertices of each subcone is reduced by 1. Therefore, after finite such operation, any subcone is contained in some semi-spaces defined by outside hyperplains.

6. In higher dimensional space, hyperplains h^{IJ} divide the whole space \mathbb{R}_+^N into many small cones which can be labeled by a permutation of $(1, \dots, N)$. The region labeled by η is given by the inequality $0 \leq z^{\eta_1} \leq \dots \leq z^{\eta_N}$. We only need to figure out which regions are inside or outside after giving a cone, *then inside (outside) vertices are vertices in the interior of inside (outside) regions*.

For a convex given cone not containing $(1, 1, \dots, 1)$, we can find a hyperplain $H : \hat{n} \cdot z = 0$ crossing $(1, 1, \dots, 1)$ (e.g. the green line in the above diagram) such that the cone is contained in one side of this hyperplain. In other words, we are looking for a vector $\hat{n} \in \mathbb{R}^N$ such that

$$\sum_{I=1}^N \hat{n}^I = 0 \quad \text{and} \quad \hat{n} \cdot n_i = \sum_{I=1}^N \hat{n}^I n_i^I \geq 0 \text{ for all } i.$$

Note that, in $N = 3$ case, a outside region can cross the hyperplain H but a inside region cannot. We just generalize this criterion to higher dimension.

Equivalently, a region is inside (outside) if and only if \hat{n} is (not) contained in its dual cone spanned by normal vectors of surrounding hyperplains $\{h^{IJ}\}$. Precisely, for the region R label by a permutation η , its dual cone is spanned by

$$\{\mathbf{b}_\eta^I = \mathbf{e}_{\eta_{I+1}} - \mathbf{e}_{\eta_I} : 1 \leq I \leq N-1\},$$

where $\mathbf{e}_i \in \mathbb{R}^N$ is the vector whose i -th element is 1 and the other elements are all zero, then the region R is inside if and only if there exist nonnegative numbers $\{c_I\}$ such that $\hat{n} = \sum_I c_I \mathbf{b}_\eta^I$.

Now our algorithm (for one polynomial) is simple: For a given cone (n_i^I) ,

- (0). Define a set of matrices \mathcal{M} and initialize it to $\{(n_i^I)\}$. Note that we may add matrices with different sizes to \mathcal{M} in the algorithm, so the dimension of $(1, 1, \dots, 1)$ in the context depends on the matrix.
- (1). Replace any matrix by its reduced matrix. If all matrices in the set \mathcal{M} have only one column or row, the algorithm stops.

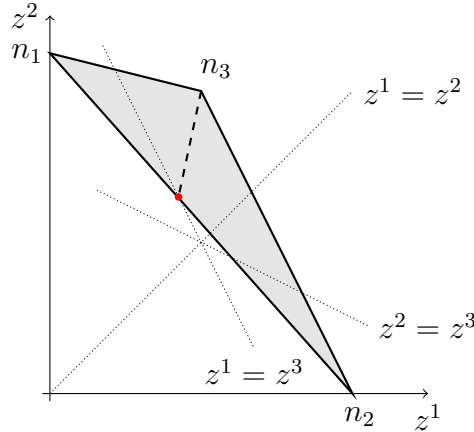
- (2). Look for cones containing $(1, 1, \dots, 1)$ in \mathcal{M} . If there's no such cone, goto step (3). Otherwise, blow up such matrices along $(1, 1, \dots, 1)$, add all generated matrix into the set \mathcal{M} and goto step (1).
- (3). For a matrix C with more than one column in \mathcal{M} , choose two outside vertices n_i and n_j in different regions. Since there exists a hyperplane h^{AB} separating them, we can find positive integers p and q such that $pn_i + qn_j$ is on the hyperplane h^{AB} . Blow up this cone C along this vector so that the number of outside vertices is reduced by one, add generated matrices into the set \mathcal{M} and goto step (1).

This algorithm always terminates in finite steps.

Finally we use a simple example to end this section. Consider the matrix

$$M = \begin{pmatrix} n_1 \\ n_2 \\ n_3 \end{pmatrix} = \begin{pmatrix} 0 & 3 & 1 \\ 2 & 0 & 1 \\ 1 & 2 & 0 \end{pmatrix},$$

we can represent the cone by the projection of its intersection with the hyperplane $z^1 + z^2 + z^3 = 12$ on the z^1 - z^2 plane.



The intersection of three dotted line is the vector $(4, 4, 4)$, so the cone doesn't contain $(1, 1, 1)$ and we can directly goto step (3). The outside vertices are n_1 and n_2 , so we first find a inside red point as the intersection of the hyperplane $z^1 = z^3$ and the facet spanned by $\{n_1, n_2\}$ of the cone, so in fact the red point represents the vector $n_1 + n_2$, which tells us that we should blow up x_1 and x_2 . Therefore, the cone is decomposed into two new cones

$$M \mapsto \left\{ \begin{pmatrix} 0 & 3 & 1 \\ 2 & 3 & 2 \\ 1 & 2 & 0 \end{pmatrix}, \begin{pmatrix} 2 & 3 & 2 \\ 2 & 0 & 1 \\ 1 & 2 & 0 \end{pmatrix} \right\}$$

by blowing up, and these matrices can be reduced to

$$M \mapsto \left\{ \begin{pmatrix} 0 & 1 \\ 2 & 2 \\ 1 & 0 \end{pmatrix} \cong \begin{pmatrix} 0 & 1 \\ 1 & 0 \end{pmatrix}, \begin{pmatrix} 3 & 2 \\ 0 & 1 \\ 2 & 0 \end{pmatrix} \right\}$$

because the first one is contained in the semi-space $z^3 \leq z^2$ and the second one is contained in the semi-space $z^3 \leq z^1$. It's easy to see that all new cones contain $(1, 1)$, so we goto step (1)

and get

$$\begin{aligned}
M &\mapsto \left\{ \begin{pmatrix} 0 & 1 \\ 2 & 0 \end{pmatrix}, \begin{pmatrix} 1 & 0 \\ 2 & 0 \end{pmatrix}, \begin{pmatrix} 0 & 1 \\ 2 & 0 \end{pmatrix}, \begin{pmatrix} 3 & 2 \\ 2 & 0 \end{pmatrix} \right\} \\
&\cong \left\{ (0), (0), \begin{pmatrix} 0 & 1 \\ 2 & 0 \end{pmatrix}, \begin{pmatrix} 2 \\ 0 \end{pmatrix} \right\} \\
&\mapsto \left\{ (0), (0), (2 \ 0), (0 \ 2), \begin{pmatrix} 2 \\ 0 \end{pmatrix} \right\}
\end{aligned}$$

Now the algorithm stops. If we go back to the integral of the polynomial $p = y^2z + x^3z^2 + xy$ corresponding to M , we should carefully add factors c_i corresponding to the change of variables $x_i \mapsto x_i^{1/c_i}$ and we will get 5 terms in above example.

$$\begin{aligned}
&\int_{[0,\epsilon]^3} \frac{dx}{x} \frac{dy}{y} \frac{dz}{z} x^{\alpha'X} y^{\alpha'Y} z^{\alpha'Z} (y^2z + x^3z^2 + xy)^{-\alpha'c} \\
&= \frac{1}{\alpha'^3} \left(\frac{1}{X(-2c + X + Y)(-c + X + Z)} + \frac{1}{Z(-2c + X + Y)(-c + X + Z)} \right. \\
&\quad + \frac{1}{Z(-2c + X + Y)(-3c + X + 2Y)} + \frac{2}{Z(-3c + X + 2Y)(-2c + 2Y + Z)} \\
&\quad \left. + \frac{2}{2Y(-3c + X + 2Y)(-2c + 2Y + Z)} \right) + O(\alpha'^{-2}).
\end{aligned}$$

5 Conclusions and Outlook

In this article, we have shown how to obtain the leading order contribution of stringy integrals by a blow-up algorithm. These integrals are generations of tree-level scattering of open strings and provide natural α' -deformed canonical forms for general polytopes. Interestingly, the algorithm is equivalent to a winning strategy for a simplified version of Hironaka's polyhedra game since more moves can be taken in our case.

All information about the leading order of such integrals is contained in the Minkowski sum N_P of Newton polytopes of the regulating polynomials. In this sense, the blow-up method gives a way to reconstruct the polytope N_P from its vertices. However, as we saw in section 3, spurious poles and hence spurious vertices are produced in the process of blow-ups. Additional efforts are still needed to recognize the real poles and vertices, especially when the dimensionality increases (curse of dimensionality) and the regulating polynomials get more and more complicated. The result obtained by blowing up is correct but redundant, thus a interesting question is how the polytope N_P emerges from this (usually tedious) result.

Another way to reconstruct N_P is, along with the opposite direction, to find the facets of N_P by using the scattering-equation map. Where the aim is to find all directions such that \mathbf{X} approaches facets of N_P as \mathbf{x} approaches boundaries of \mathbb{R}^D along with these directions [18]. It would be interesting to find any relations between the reconstruction from the bottom up, the blow-up, and the reconstructing from the top down, the scattering-equation map.

As we saw in section 2, lots of terms have been dropped during the process of blow-ups, while higher order contributions of such integrals with respect to α' certainly depend on the details of regulating polynomials. One way to obtain the higher order contribution is to expand the integrand with respect to α' then integration, the obstacle to this expansion is singularities in poles. The blow-up procedure provide a way to remove this obstacle: each integration region produced by blow-ups only meets singularities of the canonical form at one vertex, then a

subtraction can be easily made such that the integrand have no divergence in the integration region.

The algorithm introduced in section 4 is, in some sense, the byproduct of the geometric viewpoint, and there is still much room to improve. Some possible improvements could happen in the procedure (3) of the algorithm. For example, we haven't figured out what's the most efficient way to choose two outside vertices to blow up, and it should be more efficient to blow up along vectors in the inside region than vectors on hyperplanes $\{h^{IJ}\}$. One should even invent more efficient new methods to realize the procedure (3), *i.e.* reduce the number of columns of matrices, from this viewpoint. What's more, it's believed that this new viewpoint could bring us a new winning procedure of the original Hironaka's polyhedra game. We leave these for the future.

Since the situation here is similar with the sector decomposition, we expect that this kind of geometric viewpoint will give some insights of the calculation of Feynman diagrams in which some efforts have been made (see *e.g.* [19]). On the other hand, another object for Feynman diagrams, Hepp's bound, is recently found to have a closed relation to the polytope geometry [20]. It would be fascinating to explore further relations between the leading order contribution of the stringy canonical forms and Feynman diagrams from this geometric viewpoint.

Acknowledgement

The original idea for this work came from the study of positive geometries, stringy canonical forms and integrals related to cluster associahedra, by Nima Arkani-Hamed, Song He and Thomas Lam, to whom we are grateful for suggesting the project, sharing ideas and many valuable inputs. C.Z. thanks the Institute for Advanced Study, Princeton for hospitality during the start stage of the work. We also thank Qinglin Yang for useful discussions and collaborations in an early stage of the project.

References

- [1] Nima Arkani-Hamed, Song He, and Thomas Lam. Stringy Canonical Forms. 2019.
- [2] Heisuke Hironaka. Characteristic polyhedra of singularities. *J. Math. Kyoto Univ.*, 7(3):251–293, 1967.
- [3] T. Binoth and G. Heinrich. An automatized algorithm to compute infrared divergent multiloop integrals. *Nucl. Phys.*, B585:741–759, 2000.
- [4] T. Binoth and G. Heinrich. Numerical evaluation of multiloop integrals by sector decomposition. *Nucl. Phys.*, B680:375–388, 2004.
- [5] Gudrun Heinrich. Sector Decomposition. *Int. J. Mod. Phys.*, A23:1457–1486, 2008.
- [6] Igor' Rostislavovich Shafarevich. *Basic algebraic geometry*, volume 1. Springer, 1994.
- [7] Nima Arkani-Hamed, Yuntao Bai, and Thomas Lam. Positive Geometries and Canonical Forms. *JHEP*, 11:039, 2017.
- [8] Mark Spivakovsky. A solution to hironakas polyhedra game. In *Arithmetic and geometry*, pages 419–432. Springer, 1983.

- [9] Dominik Zeillinger. *Polyederspiele und Auflösen von Singularitäten*. na, 2005.
- [10] Dominik Zeillinger. A short solution to hironaka’s polyhedra game. *ENSEIGNEMENT MATHEMATIQUE*, 52(1/2):143, 2006.
- [11] Herwig Hauser. The hironaka theorem on resolution of singularities (or: A proof we always wanted to understand). *Bulletin of the American Mathematical Society*, 40(3):323–403, 2003.
- [12] A. V. Smirnov and M. N. Tentyukov. Feynman Integral Evaluation by a Sector decomposition Approach (FIESTA). *Comput. Phys. Commun.*, 180:735–746, 2009.
- [13] Takahiro Ueda and Junpei Fujimoto. New implementation of the sector decomposition on FORM. *PoS*, ACAT08:120, 2008.
- [14] Nima Arkani-Hamed, Song He, Thomas Lam, and Hugh Thomas. Binary Geometries, Generalized Particles and Strings, and Cluster Algebras. 2019.
- [15] Carlos R. Mafra and Oliver Schlotterer. Non-abelian Z -theory: Berends-Giele recursion for the α' -expansion of disk integrals. *JHEP*, 01:031, 2017.
- [16] Sergey Fomin and Andrei Zelevinsky. Cluster algebras iv: coefficients. *Compositio Mathematica*, 143(1):112–164, 2007.
- [17] Zhenjie Li and Chi Zhang. Moduli Space of Paired Punctures, Cyclohedra and Particle Pairs on a Circle. *JHEP*, 05:029, 2019.
- [18] Song He, Lecheng Ren, and Yong Zhang. Notes on polytopes, amplitudes and boundary configurations for Grassmannian string integrals. 2020.
- [19] Toshiaki Kaneko and Takahiro Ueda. A Geometric method of sector decomposition. *Comput. Phys. Commun.*, 181:1352–1361, 2010.
- [20] Erik Panzer. Hepp’s bound for Feynman graphs and matroids. 2019.