

Common–Envelope Episodes that lead to Double Neutron Star formation

Alejandro Vigna-Gómez^{1,2,3,4,*}, Morgan MacLeod⁵, Coenraad J. Neijssel^{2,3,4}, Floor S. Broekgaarden^{5,3,4}, Stephen Justham^{6,7,8}, George Howitt^{9,4}, Selma E. de Mink^{5,8}, Serena Vinciguerra^{10,3,4}, Ilya Mandel^{3,4,2}

¹ DARK, Niels Bohr Institute, University of Copenhagen, Blegdamsvej 17, 2100, Copenhagen, Denmark

² Birmingham Institute for Gravitational Wave Astronomy and School of Physics and Astronomy, University of Birmingham, Birmingham, B15 2TT, United Kingdom

³ Monash Centre for Astrophysics, School of Physics and Astronomy, Monash University, Clayton, Victoria 3800, Australia

⁴ The ARC Center of Excellence for Gravitational Wave Discovery – OzGrav

⁵ Harvard-Smithsonian Center for Astrophysics, 60 Garden Street, Cambridge, MA, 02138, USA

⁶ School of Astronomy & Space Science, University of the Chinese Academy of Sciences, Beijing 100012, China

⁷ National Astronomical Observatories, Chinese Academy of Sciences, Beijing 100012, China

⁸ Anton Pannekoek Institute for Astronomy, University of Amsterdam, Postbus 94249, 1090 GE Amsterdam, The Netherlands

⁹ School of Physics, University of Melbourne, Parkville, Victoria, 3010, Australia

¹⁰ Max Planck Institute for Gravitational Physics (Albert Einstein Institute), D-30167 Hannover, Germany

* Email: avignagomez@nbi.ku.dk

Abstract

Close double neutron stars have been observed as Galactic radio pulsars, while their mergers have been detected as gamma-ray bursts and gravitational-wave sources. They are believed to have experienced at least one common-envelope episode during their evolution prior to double neutron star formation. In the last decades there have been numerous efforts to understand the details of the common-envelope phase, but its computational modelling remains challenging. We present and discuss the properties of the donor and the binary at the onset of the Roche-lobe overflow leading to these common-envelope episodes as predicted by rapid binary population synthesis models. These properties can be used as initial conditions for detailed simulations of the common-envelope phase. There are three distinctive populations, classified by the evolutionary stage of the donor at the moment of the onset of the Roche-lobe overflow: giant donors with fully-convective envelopes, cool donors with partially-convective envelopes, and hot donors with radiative envelopes. We also estimate that, for standard assumptions, tides would not circularise a large fraction of these systems by the onset of Roche-lobe overflow. This makes the study and understanding of eccentric mass-transferring systems relevant for double neutron star populations.

Keywords: binaries – neutron stars – mass transfer – common envelope – population synthesis

1 INTRODUCTION

A dynamically-unstable mass transfer episode initiated by a post-main-sequence donor is likely to lead to a common-envelope episode (CEE), in which one star engulfs its companion and the binary spiral closer under the influence of drag forces (Paczynski, 1976). CEEs are proposed as a solution to the problem of how initially wide binaries, whose component stars may expand by tens to thousands of solar radii during their lifetime, become close binaries at later stages of evolution (van den Heuvel, 1976). Most evolutionary pathways leading to close compact binaries are expected to involve at least

one CEE (Ivanova et al., 2013a).

While CEEs are frequently invoked as a fundamental part of binary evolution, the detailed physics remain poorly understood (Paczynski, 1976; Iben & Livio, 1993; Ivanova et al., 2013b). There have been efforts in modelling and understanding the phase through hydrodynamic simulations, using Eulerian adaptive mesh refinement (Sandquist et al., 1998; Ricker & Taam, 2008; Passy et al., 2012; Ricker & Taam, 2012; MacLeod & Ramirez-Ruiz, 2015; Staff et al., 2016; MacLeod et al., 2017b; Iaconi et al., 2017, 2018; Chamandy et al., 2018; De et al., 2019; Li et al., 2020; López-Cámara et al., 2019; Shiber et al., 2019), moving meshes (Ohlmann

et al., 2016, 2017; Prust & Chang, 2019), smoothed particle (Rasio & Livio, 1996; Lombardi et al., 2006; Nandez et al., 2015; Nandez & Ivanova, 2016; Passy et al., 2012; Ivanova & Nandez, 2016; Reichardt et al., 2019), particle-in-cell (Livio & Soker, 1988) and general relativistic (Cruz-Osorio & Rezzolla, 2020) methods. Other approaches pursue detailed stellar modeling (Dewi & Tauris, 2000; Kruckow et al., 2016; Clayton et al., 2017; Fragos et al., 2019; Klencki et al., 2020) or binary population synthesis (e.g. Tauris & Bailes, 1996; Nelemans et al., 2000; Dewi et al., 2006; Andrews et al., 2015; Kruckow et al., 2018; Vigna-Gómez et al., 2018). There is currently no consensus on a thorough understanding of CEEs on all the relevant spatial and time scales.

Recent rapid population synthesis studies of double neutron star (DNS) populations have been partially motivated by the development of gravitational-wave astronomy. Software tools such as *StarTrack* (Dominik et al., 2012; Belczynski et al., 2018; Chruslinska et al., 2017, 2018), *MOBSE* (Giacobbo & Mapelli, 2018, 2019a,b, 2020), *COMBINE* (Kruckow et al., 2018) and *COMPAS* (Vigna-Gómez et al., 2018; Chattopadhyay et al., 2020) have been used to explore synthetic DNS populations in detail. Most of those studies focus on predicting or matching the observed DNS merger rate, either by investigating different parameterisations of the physics or varying the parameters within the models. In particular, all of the aforementioned population synthesis codes follow a similar simplified treatment of the common envelope (CE) phase.

In this paper, we present a detailed analysis of the CEEs that most merging DNSs are believed to experience at some point during their formation (Bhattacharya & van den Heuvel, 1991; Belczynski et al., 2002; Ivanova et al., 2003; Dewi & Pols, 2003; Dewi et al., 2005; Tauris & van den Heuvel, 2006; Andrews et al., 2015; Tauris et al., 2017; Belczynski et al., 2018; Kruckow et al., 2018; Vigna-Gómez et al., 2018). Dominik et al. (2012) previously used rapid population synthesis to study the relationship between CEEs and DNS merger rates. In this study, we focus our attention on the properties at the onset of the Roche-lobe overflow (RLOF) episode leading to the CEE. We consider both long-period non-merging DNSs as well as short-period merging DNSs. We propose these distributions of binary properties as initial conditions for detailed studies of CEEs. We provide the results of this study in the form of a publicly available catalogue¹.

We examine the properties of binaries unaffected by external dynamical interactions that experience CEEs on their way to forming DNS systems. We briefly discuss CEEs leading to DNS formation in the context of generating some of the brightest luminous red novae,

which may be signatures of common-envelope ejections (Ivanova et al., 2013b; MacLeod et al., 2017a; Blagorodnova et al., 2017; Pastorello et al., 2019; Howitt et al., 2020), and Be X-ray binaries (Vinciguerra et al., 2020).

This paper is structured in the following way. Section 2 describes the initial distributions and relevant physical parameterisations used in rapid population synthesis. Section 3 presents the results of our study, particularly Hertzsprung-Russell (HR) diagrams displaying different properties of the systems, as well as their distributions. Section 4 discusses the results and some of the caveats. Finally, section 5 summarises and presents the conclusions of this work.

2 POPULATION SYNTHESIS MODEL

We characterise CEEs with the rapid population synthesis element of the *COMPAS* suite² (Stevenson et al., 2017; Barrett et al., 2018; Vigna-Gómez et al., 2018; Neijssel et al., 2019). Rapid population synthesis relies on simplified methods and parameterisations in order to simulate a single binary from the zero-age main-sequence (ZAMS) until stellar merger, binary disruption or double compact object (DCO) formation. This approach relies on sub-second evolution of a single binary in order to generate a large population within hours using a single processor.

In *COMPAS*, an initial binary is defined as a gravitationally-bound system completely specified by its metallicity, component masses, separation and eccentricity at the ZAMS. We assume that our binaries have solar metallicity $Z = Z_{\odot} = 0.0142$ (Asplund et al., 2009). The mass of the primary (m_1), i.e. the more massive star in the binary at birth, is drawn from the initial mass function $dN/dm_1 \propto m_1^{-2.3}$ (Kroupa, 2001) sampled between $5 \leq m_1/M_{\odot} \leq 100$. The mass of the secondary (m_2) is obtained by drawing from a flat distribution in mass ratio ($q_{\text{ZAMS}} = m_2/m_1$) in the form $dN/dq \propto 1$ with $0.1 < q_{\text{ZAMS}} \leq 1$ (Sana et al., 2012). The initial separation is drawn from a flat-in-the-log distribution in the form $dN/da \propto a^{-1}$ with $0.01 < a_{\text{ZAMS}}/\text{AU} < 1000$ (Öpik, 1924). We assume that all our binaries have zero eccentricity at formation (the validity of this assumption is discussed in Section 4.4.3).

2.1 Adaptive Importance Sampling

COMPAS originally relied on Monte Carlo sampling from the birth distributions described above. However, this becomes computationally expensive when studying rare events.

In order to efficiently sample the parameter space leading to DNS formation, we adopt *STROOPWAFEL* as implemented in *COMPAS* (Broekgaard et al., 2019).

¹The database and resources can be found on <https://zenodo.org/record/3593843> (Vigna-Gómez, 2019)

²<https://compas.science/>

STROOPWAFEL is an adaptive importance sampling (AIS) algorithm designed to improve the efficiency of sampling of unusual astrophysical events. The use of AIS increases the fraction of DNSs per number of binaries simulated by ~ 2 orders of magnitude with respect to regular Monte Carlo sampling. After sampling from a distribution designed to increase DNS yield, the binaries are re-weighted by the ratio of the desired probability distribution of initial conditions to the actual sampling probability distribution.

We use bootstrapping to estimate the sampling uncertainty. We randomly re-sample each model population with replacement in order to generate a bootstrapped distribution. We perform this process $N = 100$ times to get a 10% accuracy of the bootstrapped standard deviation. We calculate and report the standard deviation of the bootstrapped distributions as 1σ error bars.

2.2 Underlying Physics

We mostly follow the physical model as presented in Vigna-Gómez et al. (2018). However we highlight key aspects of the model that are particularly relevant for this work, along with a few non-trivial changes to the code. See also Appendix A for a summary and additional details on the setup.

1. We approximate the Roche-lobe radius following the fitting formula provided by Eggleton (1983) in the form:

$$\frac{R_{\text{RL}}}{a_{\text{p}}} = \frac{0.49q_{\text{RL}}^{2/3}}{0.6q_{\text{RL}}^{2/3} + \ln(1 + q_{\text{RL}}^{1/3})}, 0 < q_{\text{RL}} < \infty, \quad (1)$$

where R_{RL} is the effective Roche-lobe radius of the donor, $a_{\text{p}} = a(1 - e)$ is the periastron, a and e are the semi-major axis and eccentricity respectively, q_{RL} is the mass ratio; $q_{\text{RL}} = m_{\text{donor}}/m_{\text{comp}}$, with m_{donor} and m_{comp} being the mass of the donor and companion star, respectively. RLOF will occur once $R_{\text{donor}} \geq R_{\text{RL}}$, where R_{donor} is the radius of the donor.

2. We use the properties of the system at the onset of RLOF in order to determine whether the mass transfer episode leads to a CEE. Dynamical stability is determined by comparing the response of the radius of the donor to (adiabatic) mass loss to the response of the Roche-lobe radius to mass transfer. This is done using the mass-radius exponent

$$\zeta_i = \frac{d \log R_i}{d \log m_{\text{donor}}}, \quad (2)$$

where the subscript “i” represents either the mass-radius exponent for the donor (ζ_{donor}) or for the Roche lobe (ζ_{RL}). We assume that

$$\zeta_{\text{donor}} < \zeta_{\text{RL}} \quad (3)$$

leads to a CEE. Inspired by Ge et al. (2015), for main-sequence (MS) donors, we assume $\zeta_{\text{donor}} = 2.0$; for Hertzsprung gap (HG) donors, we assume $\zeta_{\text{donor}} = 6.5$. For post-helium-ignition phases in which the donor still has a hydrogen envelope, we follow Soberman et al. (1997). All mass transfer episodes from stripped post-helium-ignition stars, i.e. case BB mass transfer (Delgado & Thomas, 1981; Dewi et al., 2002; Dewi & Pols, 2003) onto a neutron star (NS) are assumed to be dynamically stable. For more details and discussion, see Tauris et al. (2015) and Vigna-Gómez et al. (2018).

3. We deviate from Stevenson et al. (2017) and Vigna-Gómez et al. (2018) by allowing MS accretors to survive a CEE. Previously, any MS accretor was mistakenly assumed to imminently lead to a stellar merger. We now treat MS accretors just like any other stellar type. This does not have any effect on the COMPAS DNS population, as there are no dynamically unstable mass transfer phases with MS accretors leading to DNS formation (see discussion on formation history in Section 3.1).
4. We follow de Kool (1990) in the parameterization of the binding energy (E_{bind}) of the donor star’s envelope ($m_{\text{donor,env}}$) given as:

$$E_{\text{bind}} = \frac{-Gm_{\text{donor}}m_{\text{donor,env}}}{\lambda R_{\text{donor}}}, \quad (4)$$

where G is the gravitational constant and λ is a numerical factor that parameterises the binding energy.

5. For the value of the λ parameter, we follow the fitting formulae from detailed stellar models as calculated by Xu & Li (2010a,b). This λ , originally referred to as λ_{b} , includes internal energy and is implemented in the same way as λ_{Nanjing} in **StarTrack** (Dominik et al., 2012). Additionally, we fixed a bug which underestimated the binding energy of the envelope. We discuss the effect this has on the DNS population in Section 3.2.
6. We use the $\alpha\lambda$ -formalism (Webbink, 1984; de Kool, 1990) to determine the post-CEE orbit, with $\alpha = 1$ in all of our CEEs.
7. We use the Fryer et al. (2012) *delayed* supernova remnant mass prescription, which was the preferred model from Vigna-Gómez et al. (2018). This prescription allows for a continuous (gravitational) remnant mass distribution between NSs and black-holes, with a transition point at $2.5 M_{\odot}$.
8. The remnant mass of NSs with large baryonic mass previously only accounted for neutrino mass loss instead of an actual equation of state. This has now been corrected. This only affects NSs with remnant masses larger than $\approx 2.15 M_{\odot}$.

2.3 Tidal Timescales

Mass transfer episodes occur in close binaries that experienced tidal interactions. The details of these tidal interactions are sensitive to the properties of the binary and the structure of the envelope of the tidally distorted stars, either radiative or convective.

The equilibrium tide refers to viscous dissipation in a star that is only weakly perturbed away from the shape that it would have in equilibrium (Zahn, 1977). Meanwhile, the dynamical tide (Zahn, 1975) refers to the excitation of multiple internal modes of a star in a time-varying gravitational potential; when these oscillatory modes are damped, orbital energy is lost to thermal energy (Eggleton et al., 1998; Moe & Kratter, 2018). Tidal evolution tends to align and synchronise the component spins with the direction of the orbital angular momentum vector and circularise the binary (Counselman, 1973; Zahn, 2008).

There are numerous uncertainties in tidal evolution. For example, the role of eccentricity is an active field of research. Heartbeat stars are eccentric binaries with close periastron passage which experience tidal excitation of different oscillatory modes (see Shporer et al. 2016 and references therein). Eccentric systems may also experience resonance locking, which occurs when a particular tidal harmonic resonates with a stellar oscillation mode; this enhances the efficiency of tidal dissipation (Witte & Savonije, 1999a,b). The high-eccentricity regime, previously studied in the parabolic (and chaotic) limit (Mardling, 1995a,b), has recently being revisited in the context of both dynamical (Vick & Lai, 2018) and equilibrium tides (Vick & Lai, 2020). There are uncertainties in the low-eccentricity regime: for example, there is a range of parameterisations for the equilibrium tide, such as the weak friction approximation, turbulent viscosity and fast tides (Zahn, 2008).

Here, we make several simplifying approximations for the synchronisation and circularisation timescales, τ_{sync} and τ_{circ} respectively, in order to parameterise the tidal evolution of the system.

We assume that the equilibrium tide operates on all stars with a convective envelope, regardless of the binary eccentricity. We use the equilibrium tide description in the weak friction model as described by Hut (1981) and implemented by Hurley et al. (2002), although this may not be accurate for high-eccentricity systems (but see Vick & Lai 2020). Since the equilibrium tide is generally a more efficient energy transport/dissipation mechanism than the dynamical tide for stars with convective envelopes, we ignore the contribution of the latter. Our equilibrium tide model is summarised in Section 2.3.1.

We apply the dynamical tide only to stars with a radiative envelope. In Section 2.3.2 we present our implementation of the dynamical tide following Zahn (1977), as used in Hurley et al. (2002).

2.3.1 The equilibrium tide for stars with convective envelopes

Under the equilibrium tide, the synchronisation and circularisation evolution equations for tides acting on a star of mass m_{tide} from a companion star with mass m_{comp} are

$$\frac{d\Omega_{\text{spin}}}{dt} = 3 \left(\frac{k}{\tau_{\text{tide}}} \right) \frac{q^2}{r_g^2} \left(\frac{R_{\text{tide}}}{a} \right)^6 \frac{\Omega_{\text{orb}}}{(1-e^2)^6} \times \left[f_2(e^2) - (1-e^2)^{3/2} f_5(e^2) \frac{\Omega_{\text{spin}}}{\Omega_{\text{orb}}} \right] \quad (5)$$

and

$$\frac{de}{dt} = -27 \left(\frac{k}{\tau_{\text{tide}}} \right) q(1+q) \left(\frac{R_{\text{tide}}}{a} \right)^8 \frac{e}{(1-e^2)^{13/2}} \times \left[f_3(e^2) - \frac{11}{18} (1-e^2)^{3/2} f_4(e^2) \frac{\Omega_{\text{spin}}}{\Omega_{\text{orb}}} \right], \quad (6)$$

where $f_n(e^2)$ are polynomial expressions given by Hut (1981). The structure of the tidally deformed star is parameterised by k , which is the apsidal motion constant (Lecar et al., 1976) and the intrinsic tidal timescale (τ_{tide}), usually associated with viscous dissipation (Zahn, 1977). We follow Hurley et al. (2002) in the calculation of the (k/τ_{tide}) factor, which depends on the evolutionary stage and structure of the star. The mass ratio is defined as $q = m_{\text{comp}}/m_{\text{tide}} = 1/q_{\text{RL}}$ and the gyration radius as $r_g = \sqrt{I_{\text{tide}}/(m_{\text{tide}}R_{\text{tide}}^2)}$, where I_{tide} and R_{tide} are the moment of inertia and the radius of the tidally deformed star, respectively. The mean orbital velocity and the donor spin angular velocity are denoted by Ω_{orb} and Ω_{spin} , respectively.

Given that $a > R_{\text{tide}}$, for a non-synchronous eccentric binary we expect synchronisation to be faster than circularisation. If we assume that the system is synchronous ($\Omega_{\text{orb}} = \Omega_{\text{spin}}$), we simplify Equation (6) and estimate the circularisation timescale as

$$\tau_{\text{circ}} = - \frac{e}{de/dt} = \left\{ 27 \left(\frac{k}{\tau_{\text{tide}}} \right) q(1+q) \left(\frac{R_{\text{tide}}}{a} \right)^8 \frac{1}{(1-e^2)^{13/2}} \times \left[f_3(e^2) - \frac{11}{18} (1-e^2)^{3/2} f_4(e^2) \right] \right\}^{-1}. \quad (7)$$

2.3.2 The dynamical tide for stars with radiative envelopes

Following the derivation by Zahn (1977) we can write the synchronisation and circularisation timescales for the dynamical tide as

$$\tau_{\text{sync}} = 52^{-5/3} \left(\frac{R_{\text{tide}}^3}{Gm_{\text{tide}}} \right)^{1/2} \frac{r_g^2}{q^2} (1+q)^{-5/6} \times E_2^{-1} \left(\frac{D}{R_{\text{tide}}} \right)^{17/2} \quad (8)$$

and

$$\tau_{\text{circ}} = \frac{2}{21} \left(\frac{R_{\text{tide}}^3}{Gm_{\text{tide}}} \right)^{1/2} \frac{(1+q)^{-11/6}}{q} E_2^{-1} \left(\frac{D}{R_{\text{tide}}} \right)^{21/2}, \quad (9)$$

where $E_2 = 1.592 \times 10^{-9} (M/M_{\odot})^{2.84}$ is a second-order tidal coefficient as fitted by Hurley et al. (2002) from the values given by Zahn (1975), under the assumption (violated for some of the systems we consider) that close binaries are nearly circular. For the dynamical tide, we set the tidal separation (D) to be the semilatus rectum $D = a(1 - e^2)$. This corresponds to the conservation of orbital angular momentum $J_{\text{orb}} \propto \sqrt{a(1 - e^2)}$. This assumption may lead us to underestimate the circularisation timescale for stars with radiative envelopes in highly eccentric orbits.

The dynamical tide is much less efficient than the equilibrium tide for virtually all binaries; therefore, we ignore the contribution of dynamical tides for convective-envelope stars, even though they are active along with equilibrium tides.

Given the uncertainties in tidal circularisation efficiency, we do not include tides in dynamical binary evolution. Instead, we evolve binaries without the impact of tides, then estimate whether tides would have been able to circularise the binary prior to the onset of RLOF leading to a CEE as described below.

2.3.3 Radial expansion timescale

The strong dependence of the tidal timescales on R_{tide}/a means that tides only become efficient when the star expands to within a factor of a few of the binary separation. Therefore, the rate of expansion of the star, which depends on the stage of stellar evolution, plays a key role in determining the efficiency of circularisation: the binary can circularise only if the circularisation timescale of an eccentric binary is shorter than the star's radial expansion timescale. We define this radial expansion timescale as the radial e-folding time $\tau_{\text{radial}} \equiv dt/d \log R$. This is computed by evaluating the local derivatives within the fitting formulae of Hurley et al. (2000) to the detailed stellar models from Pols et al. (1998).

2.3.4 Uncertainties in timescales

The timescales defined here, rather than fully accurate descriptions of tidal evolution, are used as order of magnitude estimates to analyse the overall properties of the population. Tidal timescales have significant uncertainties, including in the treatment of the dominant dissipation mechanism (e.g. weak friction approximation, turbulent convection, fast tides) and their parameterisation (Zahn, 2008) and implementation (Hurley et al., 2002). Siess et al. (2013) noted the problem with the E_2 fit being commonly misused, both via interpolation and extrapolation of stars above $20 M_{\odot}$ (see also the alternative approach of Kushnir et al. 2017). The cal-

culation of k and τ_{tide} follows Hurley et al. (2000) and is uncertain for massive stars. For the radial expansion timescale, the fitting formulae we use are not accurate in representing the evolution of the star on thermal or dynamical timescales. These formulae also miss detailed information about the evolution of, e.g., the size of the convective envelope. Additionally, they are not accurate in representing the effect of mass loss and mass gain.

3 RESULTS

We present the results of the synthetic population of binaries which become DNSs. We focus our attention on the properties of the systems at the onset of the CEE. If a donor star experiences RLOF, leading to a dynamically unstable mass transfer episode, the system is classified as experiencing a CEE. In that case we report the properties of the system at the moment of RLOF. We do not resolve the details of the CEE, such as the possible delayed onset of the dynamical inspiral phase. Given that we are interested in DNS progenitors, all of these CEEs will, by selection, experience a successful ejection of the envelope, i.e. no stellar mergers are reported in this study. All the data presented in this work are available at <https://zenodo.org/record/3593843> (Vigna-Gómez, 2019).

Our synthetic data set contains about 1,000,000 binaries evolved using COMPAS. Out of all the simulated binaries, targeted at DNS-forming systems (see Section 2.1), there are 15,201 CEEs leading to DNS formation. These provide a far more accurate sampling of the ≈ 365 systems that would be expected for $86,000,000 M_{\odot}$ of star-forming mass sampled from the initial conditions. For simplicity, we assume 100% binarity a priori. Nevertheless, given our assumed separation distribution that is capped at 1000 AU, 10% of our systems never experience any mass transfer episode, resulting in two effectively single stars. While DNSs are believed to form in different environments, several studies have shown that metallicity does not play a large role in DNS properties, unlike binary black hole or neutron star/black hole formation (Dominik et al., 2012; Vigna-Gómez et al., 2018; Giacobbo & Mapelli, 2018; Neijssel et al., 2019).

The results section is structured as follows. Section 3.1 discusses the two dominant formation channels in our model, i.e. the evolutionary history of the binary from ZAMS to DNS formation. Section 3.2 we present a comparison with the results from Vigna-Gómez et al. (2018). In Section 3.3 we describe the way main results are presented. In Section 3.4 we report the properties of the donor. In section 3.5 we report the properties of the binary, in particular the orbital properties. Finally, in Section 3.6 we present and report the tidal circularisation timescales.

Table 1 Properties of the donor star and the binary at the onset of RLOF leading to a CEE. In this Table, we list the symbols and units for each parameter, as well as the figure where the parameter is presented.

Property	Symbol	Units	Figure
Luminosity	L_{donor}	L_{\odot}	2
Effective temperature	$T_{\text{eff,donor}}$	K	2
Stellar phase	-	-	2
Mass	m_{donor}	M_{\odot}	3, 10
Envelope mass	$m_{\text{env,donor}}$	M_{\odot}	-
Core mass	$m_{\text{core,donor}}$	M_{\odot}	-
Core mass fraction	$f_{\text{donor}} \equiv m_{\text{core,donor}}/m_{\text{donor}}$	-	3
Radial expansion timescale	$\tau_{\text{radial,donor}}$	Myr	6, 8
Binding energy	$ E_{\text{bind}} $	erg	3,9
Eccentricity	e	-	4
Semi-major axis	a	R_{\odot}	9,10
Periastron	$a_p = a(1 - e)$	R_{\odot}	4,10
Companion mass	m_{comp}	M_{\odot}	10
Total mass	$m_{\text{total}} = m_{\text{donor}} + m_{\text{comp}}$	M_{\odot}	5
Mass ratio	$q = m_{\text{comp}}/m_{\text{donor}}$	-	5,9
Circularisation timescale	τ_{circ}	Myr	6, 8

3.1 Formation Channels of Double Neutron Star systems

Two common evolutionary pathways leading to the formation of DNS from isolated binary evolution are identified in the literature (Bhattacharya & van den Heuvel, 1991; Tauris & van den Heuvel, 2006; Tauris et al., 2017). Following Vigna-Gómez et al. (2018), we refer to these formation channels as *Channel I* and *Channel II*.

Channel I is illustrated in the top panel of Figure 1 and proceeds in the following way:

1. A post-MS primary engages in stable mass transfer onto a MS secondary.
2. The primary, now stripped, continues its evolution as a naked helium star until it explodes in a supernova, leaving a NS remnant in a bound orbit with a MS companion.
3. The secondary evolves off the MS, expanding and engaging in a CEE with the NS accretor.
4. After successfully ejecting the envelope, and hardening the orbit, the secondary becomes a naked helium star.
5. The stripped post-helium-burning secondary engages in highly non-conservative stable (case BB) mass transfer onto the NS companion.
6. After being stripped of its helium envelope, the ultra-stripped secondary (Tauris et al., 2013, 2015) continues its evolution until it explodes as an ultra-stripped SN (USSN), forming a DNS.

In Channel I the CEE may occur while the donor is crossing the HG, i.e. between the end of the MS and the start of the core helium burning (ChEB)

phase. Rapid population synthesis modelling of CEEs sometimes parameterise these donors in two possible outcomes: *optimistic* and *pessimistic* (Dominik et al., 2012). The optimistic approach assumes the donor has a clear core/envelope separation and that, as a result, the two stellar cores can potentially remove the common envelope, allowing the binary to survive the CEE. Throughout this paper, we assume the optimistic approach unless stated otherwise. The pessimistic approach assumes that dynamically unstable mass transfer from a HG donor leads imminently to a merger. The pessimistic approach results in 4% of potential DNS candidates merging before DCO formation.

Channel II is illustrated in the bottom panel of Figure 1 and proceeds in the following way:

1. A dynamically unstable mass transfer episode leads to a CEE when the primary and the secondary are both post-MS star. During this CEE, both stars have a clear core-envelope separation, and they engage in what is referred to in the literature as a double-core CEE (Brown, 1995; Dewi et al., 2006; Justham et al., 2011). For these binaries, evolutionary timescales are quite similar, with a minimum and mean mass ratio of ≈ 0.93 and ≈ 0.97 respectively, consistent with high-mass and low-mass solar metallicity values reported in Dewi et al. (2006). During this double-core CEE, both stars are stripped and become naked-helium-stars.
2. The stripped post-helium-burning primary engages in stable (case BB) mass transfer onto a stripped helium-burning secondary.
3. The primary, now a naked metal star, explodes in a supernova (SN) and becomes a NS.

4. There is a final highly non-conservative stable (case BB) mass transfer episode from the stripped post-helium-burning secondary onto the NS.
5. The secondary then explodes as an USSN, forming a DNS.

The two dominant channels, Channel I and Channel II, comprise 69% and 14% of all DNSs in our simulations ($Z = 0.0142$), respectively. The remaining formation channels are mostly variations of the dominant channels. These variations either alter the sequence of events or avoid certain mass transfer phases. Some formation scenarios rely on fortuitous SN kicks. Some other exotic scenarios, which allow for the formation of DNS in which neither neutron star is recycled by accretion (e.g. Belczyński & Kalogera, 2001), comprise less than 2% of the DNS population.

3.2 Comparison with Vigna-Gómez et al. (2018)

This work generally uses similar assumptions and physics parameterisations as the preferred model of Vigna-Gómez et al. (2018), including the Fryer et al. (2012) delayed supernova engine. Although the qualitative results are similar, there are some quantitative changes due to updated model choices and corrections to the COMPAS population synthesis code as described in Section 2.2 and Appendix A. For example, the percentage of systems forming through Channel I remains $\approx 70\%$, but now only $\approx 14\%$ of systems experience Channel II, instead of $\approx 21\%$ in Vigna-Gómez et al. (2018). The main change concerns the DNS rates which in this work are a factor of a few lower than those in the preferred model of Vigna-Gómez et al. (2018). Here, we estimate the formation rate of all (merging) DNS to be $85(60) \text{ Gpc}^{-3} \text{ yr}^{-1}$. Vigna-Gómez et al. (2018) reports the formation rate of all (merging) DNS to be $369(281) \text{ Gpc}^{-3} \text{ yr}^{-1}$ for the preferred model. We discuss rates in more detail in Section 4.4.6.

3.3 Common-Envelope Episodes leading to Double Neutron Star Formation in the Hertzsprung-Russell Diagram

For all properties, we present a colour coded HR diagram, normalised distribution and CDF. In Figure 2, we present our synthetic population of DNS progenitors at the onset of RLOF leading to a CEE. They are coloured according to the stellar type of the donor at RLOF, which is specified using the nomenclature from Hurley et al. (2000)³. Additionally, Figure 2 shows the normalised distributions of luminosity (L_{donor}), effective

temperature ($T_{\text{eff,donor}}$) and stellar type of the donor. In the case of a double-core CEE, the donor is defined as the more evolved star from the binary, which is the primary in Channel II.

In Figure 2, there is a visually striking feature: the almost complete absence of systems which forms a white polygon around $\log_{10}(L_{\text{donor}}/L_{\odot}) = 4.5$. This feature is a consequence of the fitting formulae used for single stellar evolution (c.f. Figures 14 and 15 of Hurley et al. 2000). This white region is bounded by the evolution of a $12.9 M_{\odot}$ and a $13.0 M_{\odot}$ star at $Z=0.0142$. The MS evolution of both stars is quite similar. After the end of the MS, there is a bifurcation point arising from the lower mass system experiencing a blue loop and the higher mass system avoiding it. This bifurcation is enhanced by the sharp change in the $T_{\text{eff}} - L$ slope from the interpolation adopted by Hurley et al. (2000) during the HG phase. This change in slope around $\log_{10}(L_{\text{donor}}/L_{\odot}) = 4.5$ and $\log_{10}(T_{\text{eff,donor}}/\text{K}) = 4.4$ is model-dependent, but we do expect to have some differences in the evolution of stars around that mass. This bifurcation corresponds to the transition around the First Giant Branch, which separates intermediate-mass and high-mass stars. Stellar tracks from Choi et al. (2016) also display a bifurcation point, but models and interpolation are smoother than those in Hurley et al. (2000).

A rare example of how a system could end up in the forbidden region is the following. If a star experiences a blue loop, it contracts and then re-expands before continuing to evolve along the giant branch. If the companion experiences a supernova with a suitable kick while the star is in this phase, and the orbit is modified appropriately in the process, the system may experience RLOF. A fortuitous kick making the orbit smaller, more eccentric, or both, would be an unusual but not implausible outcome of a SN.

3.4 Properties of the Donor

We report the luminosity, effective temperature, stellar phase, mass and core mass fraction of the donor ($f_{\text{donor}} \equiv m_{\text{core,donor}}/m_{\text{donor}}$), as presented in Table 1. The luminosity and effective temperature limits are $\log_{10} [L_{\text{donor,min}}/L_{\odot}, L_{\text{donor,max}}/L_{\odot}] = [4.3, 5.5]$ and $\log_{10} [T_{\text{eff,donor,min}}/\text{K}, T_{\text{eff,donor,max}}/\text{K}] = [3.5, 4.0]$, respectively. In Figure 2 we highlight the stellar phase, which is colour-coded. While the evolution in the HR diagram is itself an indicator of the evolutionary phase of the star, our stellar models follow closely the stellar-type nomenclature as defined in Hurley et al. (2000). Donors which engage in a CEE leading to DNS formation can be in the HG (4%), GB (7%), CHeB (59%) or EAGB (30%) phase.

In the case of Channel I, donors are HG or CHeB stars; they span most of the parameter space from terminal-age MS until the end of core-helium burning, with a

³We use the early asymptotic giant branch (EAGB) nomenclature even for stars with masses $m \gtrsim 10 M_{\odot}$ which do not become AGB stars.

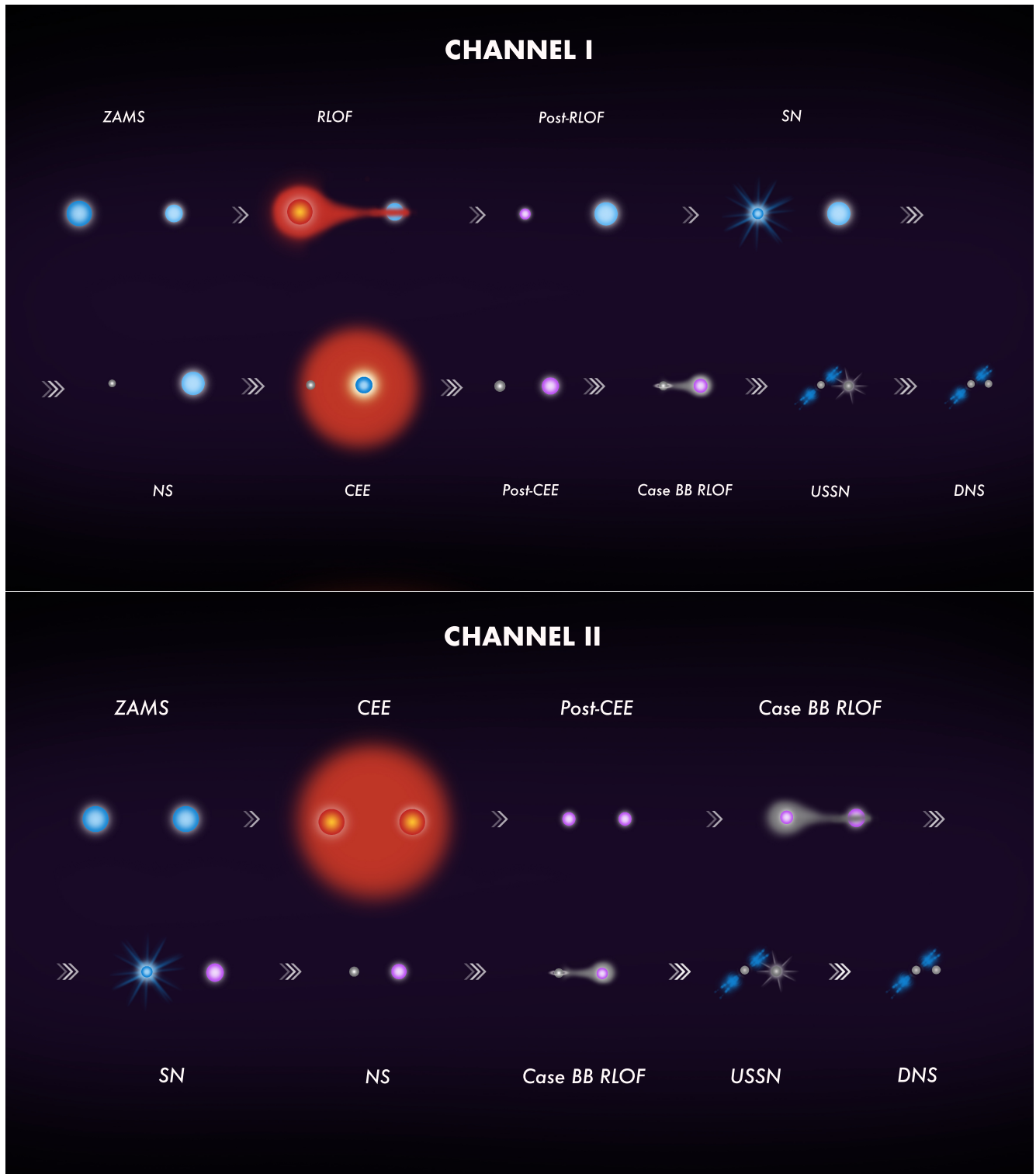


Figure 1. Schematic representation of DNS formation channels as described in Section 3.1. Top: Channel I is the dominant formation channel for DNS systems, as well as the most common formation channel in the literature (see, e.g., Tauris et al. 2017 and references therein). Bottom: Formation Channel II distinguished by an early double-core common-envelope phase. Acronyms as defined in text. Credit: T. Rebagliato.

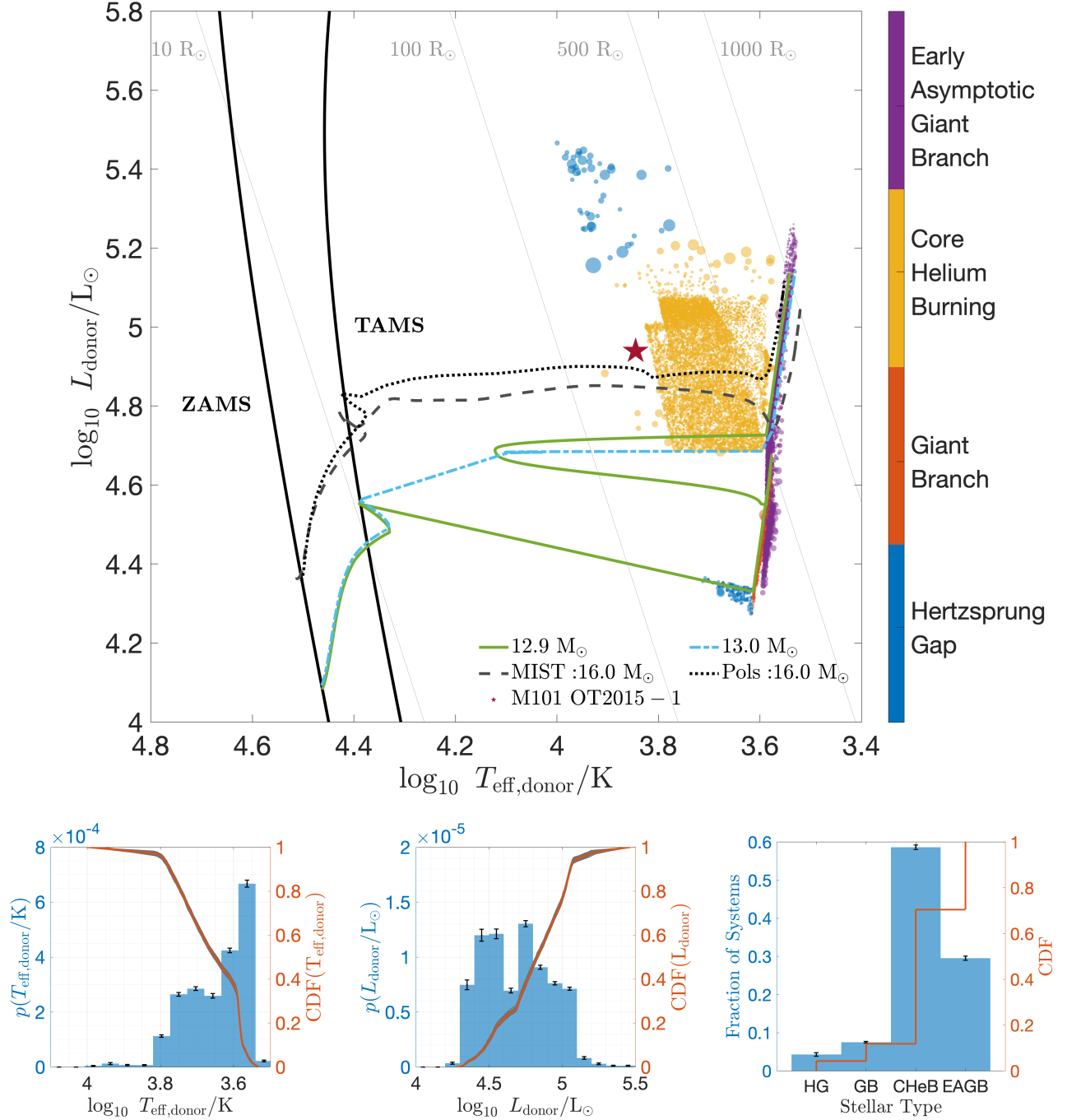


Figure 2. Main properties of the donor star at the onset of RLOF leading to the CEE in DNS-forming binaries. Top: HR diagram coloured by stellar phase: HG (blue), GB (orange), CHeB (yellow) and EAGB (purple). The sizes of the markers represent their sampling weight. We show the progenitor of the luminous red nova M101 OT2015-1 (Blagorodnova et al., 2017) with a star symbol. The solid black lines indicate ZAMS and TAMS loci for a grid of SSE models (Hurley et al., 2000) at $Z \approx 0.0142$. We show the evolution of a single non-rotating 16 M_{\odot} star, from ZAMS to the end of the giant phase: the dotted dark-grey line shows a MIST stellar track from Choi et al. (2016) and the dashed grey line shows the stellar track from Pols et al. (1998, 2009). The dash-dotted light-blue and solid green lines show how fitting formulae from Hurley et al. (2000) lead to a bifurcation after the MS for stars with masses between 12.9 and 13.0 M_{\odot} . This bifurcation is related to which stars are assumed to begin core-helium-burning while crossing the HG or only after it: see the presence (lack) of the blue loop in the 12.9 (13.0) M_{\odot} track. Grey lines indicate stellar radii of $R = \{10, 100, 500, 1000\} R_{\odot}$. Bottom: Normalised distributions in blue (left vertical axis) and CDFs in orange (right vertical axis) of luminosity (left panel), effective temperature (middle panel) and stellar type (right panel). Black error bars indicate 1σ sampling uncertainty in the histograms. Grey lines show 100 bootstrapped distributions that indicate the sampling uncertainty in the CDFs. The CDFs show a subset of 365 randomly sampled values, which is the same number of DNS in our population, for each bootstrapped distribution.

temperature range of ~ 0.5 dex. In the case of Channel II, donors are GB or EAGB giant-like stars. The parameter space in the HR diagram for these giant-like donors is significantly smaller, spanning an effective temperature range of only ~ 0.1 dex.

The limits in the mass of the donor are $[m_{\text{donor,min}}, m_{\text{donor,max}}] = [8, 29] M_{\odot}$. The core mass fraction, shown in Figure 3, has limits of $[f_{\text{core,donor,min}}, f_{\text{core,donor,max}}] = [0.2, 0.5]$. The core mass fraction can serve as a proxy for the evolutionary phase.

We report the binding energy of the envelope (see Figure 3) as defined in Equation 4. In the case of a double-core CEE, the binding energy of the common envelope is assumed to be $E_{\text{bind}} = E_{\text{bind,donor}} + E_{\text{bind,comp}}$. The binding energy falls in the range $\log_{10} (-[E_{\text{bind,min}}, E_{\text{bind,max}}]/\text{erg}) = [49.5, 46.8]$. The systems with the most tightly bound envelopes, and therefore the lowest (most negative) binding energies, are those experiencing a CEE shortly after TAMS or as double-core CEEs. For double-core systems, the envelope of the less evolved companion is more bound than the one of the more evolved donor star.

3.5 Properties of the Binary

We also report the properties of each binary by colour coding the property of interest in the HR diagram. We report the eccentricity, semi-major axis, total mass ($m_{\text{total}} = m_{\text{comp}} + m_{\text{donor}}$), mass ratio ($q = m_{\text{comp}}/m_{\text{donor}}$) and the ratio of the circularisation timescale (τ_{circ}) to the radial expansion timescale (τ_{radial}), as presented in Table 1. All quantities are reported at the onset of the RLOF unless stated otherwise.

The eccentricity, semi-major axis and masses of the system determine the orbital energy and angular momentum of a binary (in the two point-mass approximation). The eccentricity and semi-major axis distributions shown in Figure 4 do not account for tidal circularisation. The eccentricities span the entire allowed parameter range $0 \leq e < 1$. The eccentricity distribution has a sharp feature around $e \approx 0$. Systems with $e \approx 0$ are typically those from Channel II, where the double-core CEE happens as the first mass-transfer interaction, without any preceding supernova to make the binary eccentric given our assumption of initially circular binaries (further discussion of this choice is in Section 4.4.3). Meanwhile, the most eccentric binaries have the smallest periapsis and interact the earliest during the evolution of the donor, explaining the trend of greater eccentricities for smaller donor sizes in Figure 4.

The semi-major axis distribution, shown in Figure 4, has limits of $[a_{\text{min}}, a_{\text{max}}] = [330, 7000000] R_{\odot}$. The very few extremely wide systems correspond to very eccentric binaries, almost unbound during the supernova explosion (e.g. $e \approx 0.9999$ for the widest binary). While those limits are broad, the limits in periastron

are $[a_{\text{p,min}}, a_{\text{p,max}}] \approx [7, 3100] R_{\odot}$. (Very rarely, even smaller periapsis are possible when fortuitous supernova kicks send the newly formed NS plunging into the envelope of an evolved companion on a very eccentric orbit; however it is not clear whether such events lead to a CEE or to a more exotic outcome, such as the formation of a Thorne & Żytkow 1977 object). The total mass distribution, shown in Figure 5, has limits of $[m_{\text{total,min}}, m_{\text{total,max}}] = [9, 37] M_{\odot}$.

We compute the mass ratio at the onset of the RLOF leading to the CEE. The mass ratio, shown in Figure 5, has limits of $[q_{\text{min}}, q_{\text{max}}] = [0.05, 1.11]$. The broad distribution in fact consists of two distinct peaks, one close to $q = 0$ and the other close to $q = 1$, with a large gap between $0.18 \leq q \leq 0.98$ (see Figure 5). The extreme mass ratio systems correspond to CEEs from Channel I, where the companion is a NS. The $q \approx 1$ systems correspond to CEEs from Channel II, where there is a double-core CEE with a non-compact companion star. The systems with $q > 1$ are double-core CE systems with $q_{\text{ZAMS}} \approx 1$ which, at high metallicity, may reverse their mass ratio via mass loss through winds before the primary star expands and undergoes RLOF.

3.6 Tidal Timescales in Pre-Common-Envelope Systems

Given the uncertainties in the treatment of tides, and our interest in comparing the impact of different tidal prescriptions as discussed below (see Section 4.4.2), we do not include tidal synchronisation or circularisation in binary evolution modelling for this study. Instead, we consider whether tides would be able to efficiently circularise the binary before the onset of RLOF leading to a CEE. As discussed in Section 2.3.3, we use the ratio of the circularisation timescale to the radial expansion timescale as a proxy for the efficiency of tidal circularisation of an expanding star about to come into contact with its companion. If $\tau_{\text{circ}}/\tau_{\text{radial,donor}} > 1$, we label the binary as still eccentric at RLOF. Given that the circularisation timescale is longer than the synchronisation timescale (see Section 2.3), we focus on the former and assume that if the binary is able to circularise, it will already be synchronous.

Figure 6 shows the ratio $\tau_{\text{circ}}/\tau_{\text{radial,donor}}$ under our default assumption in which both HG and CHeB stars have fully convective envelopes for the purpose of tidal circularisation calculations and experience the equilibrium tide. This assumption results in 82% of the systems being circular at the onset of RLOF.

The analysis of circularisation timescales is mostly relevant for systems formed through Channel I (see Section 4.4.2). There are two reasons for this. The first one is that they are expected to acquire a non-zero eccentricity after the first supernova. The second one is that they are more likely to have a radiative or only

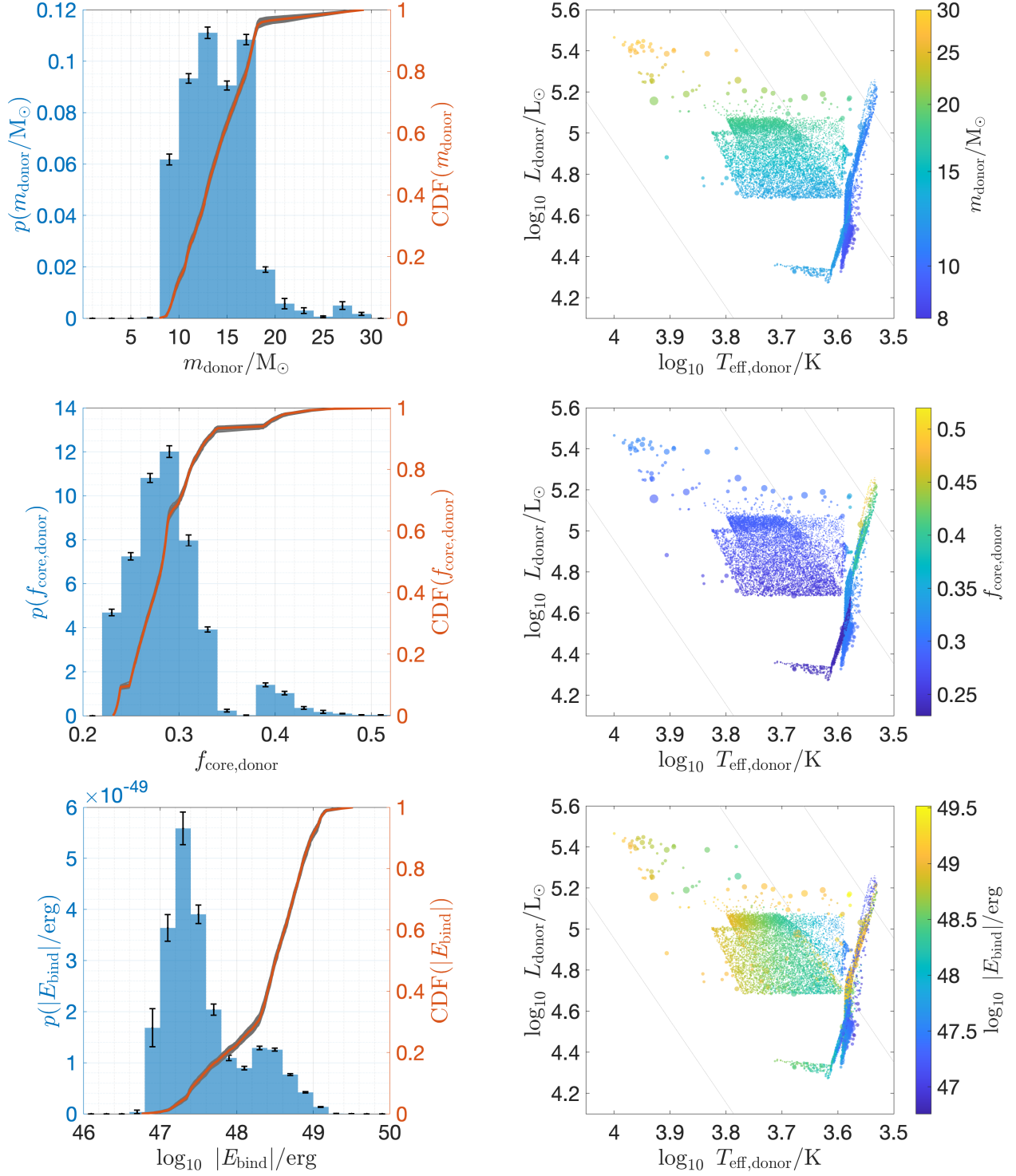


Figure 3. Pre-CEE donor properties of all DNS-forming systems: mass (top), core mass fraction (middle), and envelope binding energy (bottom). The core mass fraction is defined as $f_{\text{core,donor}} \equiv m_{\text{core,donor}}/m_{\text{donor}}$. In the case of a double-core CEE, the binding energy is the sum of the individual envelope binding energies. Yellow systems with binding energies larger than $\log_{10} |E_{\text{bind}}|/\text{erg} \approx 48.5$ during the red supergiant phase are double-core CEE systems. For more details, see Section 3.4. See the caption of Figure 2 for further explanations.

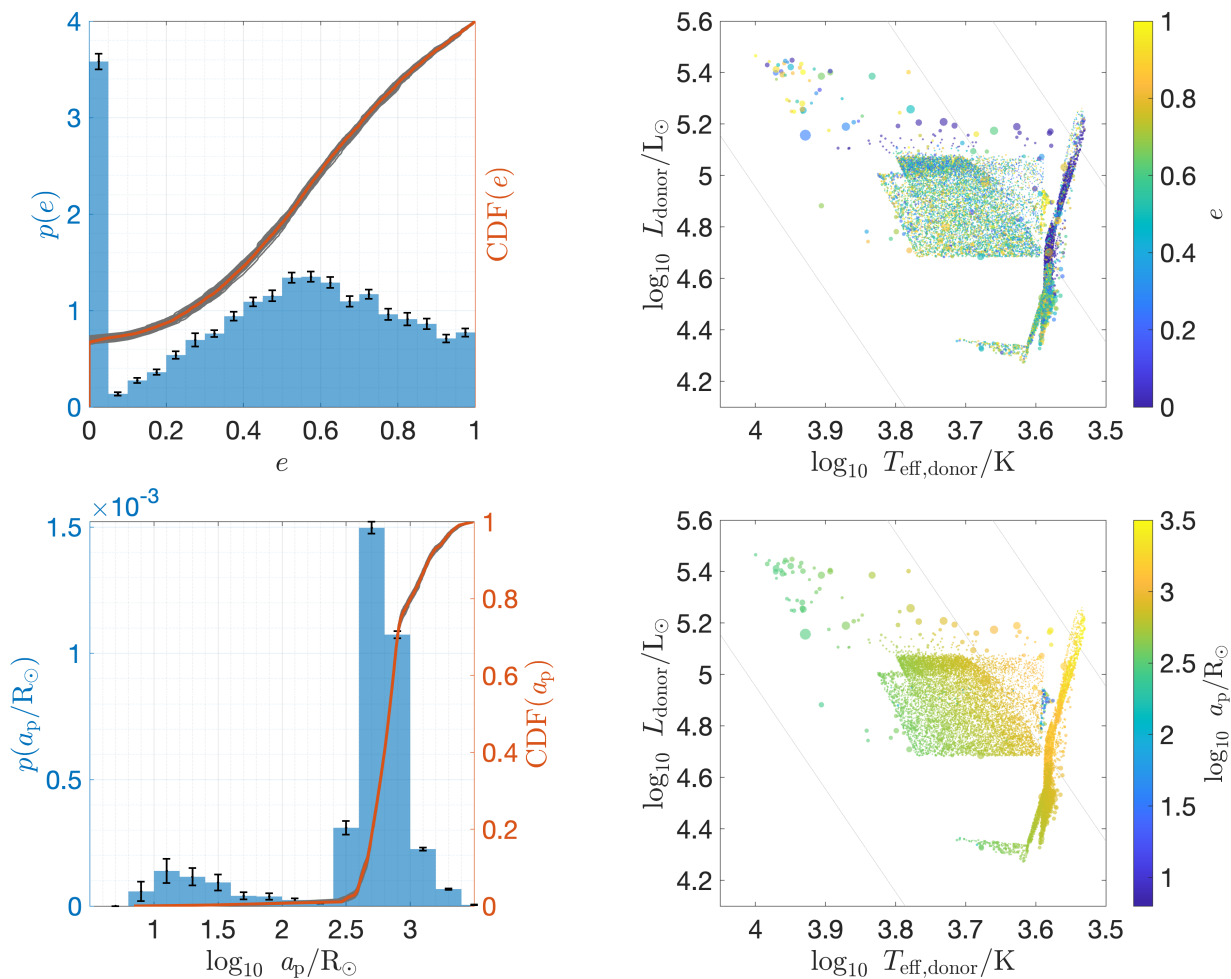


Figure 4. Pre-CEE orbital properties of all DNS-forming systems. The binary properties presented are eccentricity (top) and semi-major axis (bottom). The orbital properties do not account for tidal circularisation. For more details, see Section 3.5. See the caption of Figure 2 for further explanations.

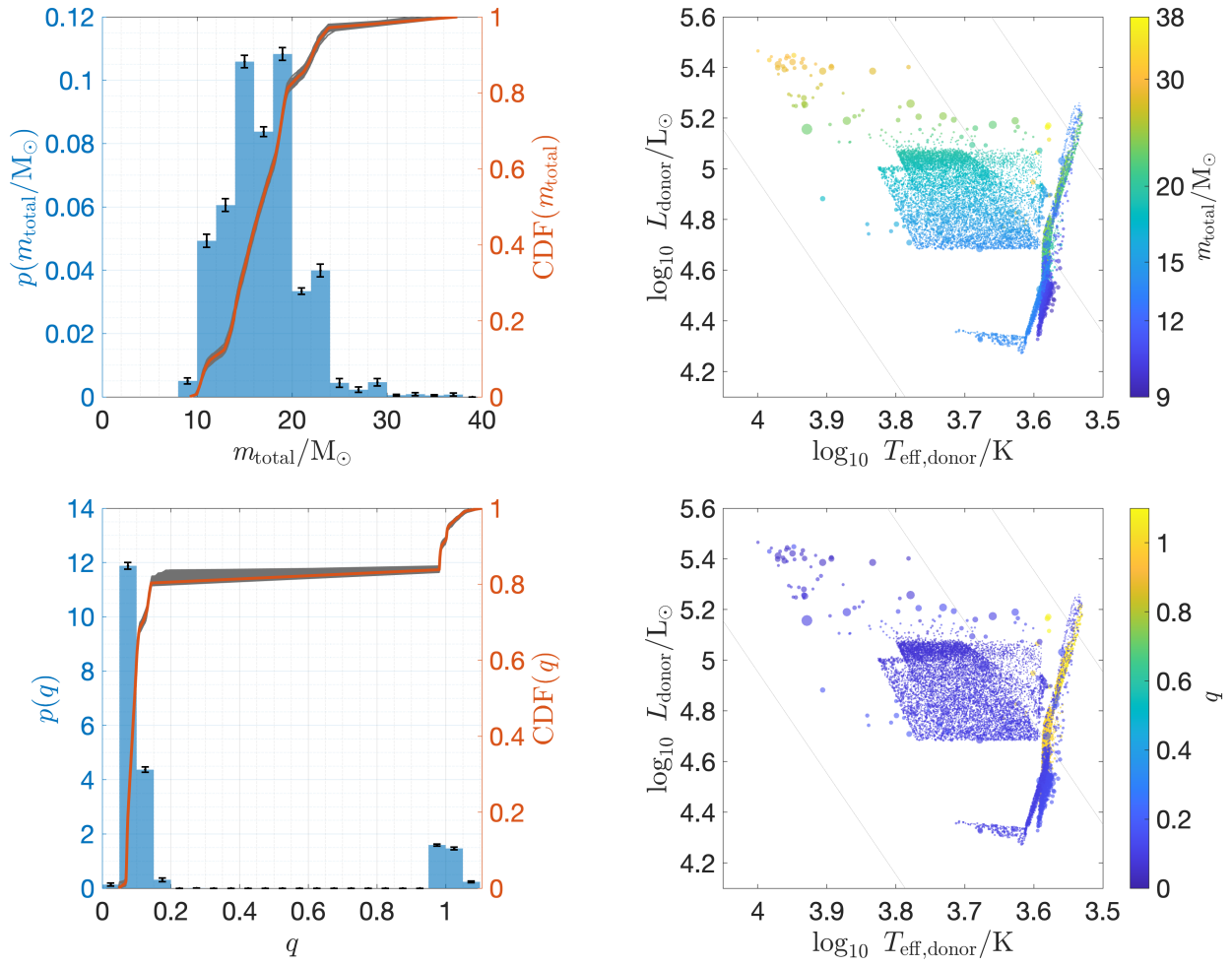


Figure 5. Pre-CEE mass of all DNS-forming systems. The binary properties presented are total mass (top) and mass ratio (bottom). For more details, see Section 3.5. See the caption of Figure 2 for further explanations.

partially convective envelope, making circularisation less efficient. On the other hand, systems formed through Channel II have a fully-convective envelope, which allows for efficient tidal circularisation and synchronisation. We apply the low-eccentricity approximation described in Section 2.3.1 to computing the tidal timescales of these systems, even though they are circular by construction before the first SN (we discuss this assumption in Section 4.4.3).

4 DISCUSSION

In this section we discuss the properties of CEEs experienced by isolated stellar binaries evolving into DNSs and present some of the caveats in our COMPAS rapid population synthesis models.

4.1 Common-Envelope Episode Sub-populations in Evolving Double Neutron Stars

4.1.1 Formation channels

There are two main formation channels leading to DNS formation. Channel I involves high mass ratio single-core CEE between a NS primary and a post-MS secondary. Channel I has been studied thoroughly in the literature, e.g. Bhattacharya & van den Heuvel (1991); Tauris & van den Heuvel (2006); Tauris et al. (2017) and references therein. Channel II involves a double-core common envelope between two post-MS stars. A similar channel has been proposed by Brown (1995) and Dewi et al. (2006), among others. Channel II requires similar masses at ZAMS driven by the need of similar evolutionary timescales so that both stars are post-MS giants at the time of their first interaction. For low (high) mass stars, the difference in ZAMS mass can be up to 3 (7)%, in agreement with Dewi et al. (2006). Our Channel II has an additional case BB mass transfer episode from a helium-shell-burning primary onto a helium-MS secondary.

4.1.2 Sub-populations and tidal circularisation

We separate CEE donors into three distinct sub-populations depending on their evolutionary phase at the onset of RLOF: *giants*, *cool* and *hot* (see Table 2 and Figure 7).

The first one, giants, correspond to giant donors with fully-convective envelopes. The other two sub-populations correspond to HG or CHeB donors, most of them evolving via the single-core Channel I. We distinguish between cool donors with a partially convective envelope and hot donors with a radiative envelope. We follow Belczynski et al. (2008) in using the temperature $\log_{10}(T_{\text{eff,donor}}/\text{K}) = 3.73$ as the boundary between the cool and hot sub-populations.

The presence and depth of a convective envelope impacts the response of the star to mass loss and, hence,

the dynamical stability of mass transfer. In particular, hot donors lacking a deep convective envelope may be stable to mass transfer and avoid a CEE. At the same time, some of the less evolved hot donors may not survive a CEE even if they do experience dynamical instability (pessimistic variation).

Klencki et al. (2020) use detailed stellar evolution models to argue that only red supergiant donors with deep convective envelopes are able to engage in and survive a CEE. For their assumptions, this would reduce the estimated rate of DNS formation. However, and similar to this study, they focus on RLOF structures and not the structures at the moment of the instability.

Here, we focus only on the impact of the assumed structure of the donor on the efficiency of tidal circularisation and do not account for possible consequences for mass transfer stability. We compare three alternative models in Figure 8.

Our default tidal circularisation model assumes that all evolved donors, including both HG and CHeB stars, have fully convective envelopes, and therefore experience efficient equilibrium tides. Our default assumption estimates that 18% of systems will be eccentric at the onset of the RLOF leading to the CEE. This is the lowest fraction of eccentric systems among all variations because tides are particularly efficient for stars with convective envelopes.

In reality, CHeB stars are expected to begin the CHeB phase with a radiative envelope and develop a deep convective envelope by the end of it. The single stellar fits from Hurley et al. (2000) do not contain explicit information about the moment when this transition occurs. Hurley et al. (2002) assume that all CHeB stars have a radiative envelope and that the dynamical tide is dominant in their tidal evolution. Adopting this assumption leads to 68% of binaries remaining eccentric at the onset of the RLOF leading to the CEE.

Alternatively, Belczynski et al. (2008) assume that hot stars with $\log_{10}(T_{\text{eff}}/\text{K}) > 3.73$ have a radiative envelope, while cool stars with $\log_{10}(T_{\text{eff}}/\text{K}) \leq 3.73$ have a convective envelope. Adopting this assumption leads to 40% of binaries remaining eccentric at the onset of the RLOF leading to the CEE.

According to our estimates, a significant fraction of systems will be eccentric at RLOF. These estimates were made within the framework of the fitting formulae for single stellar evolution from Hurley et al. (2000). More detailed fitting formulae, which include the evolutionary stage of stars as well as the mass and radial coordinates of their convective envelopes, would allow for a self-consistent determination of whether a star has a radiative, a partially convective or a fully convective envelope for both dynamical stability and tidal circularisation calculations.

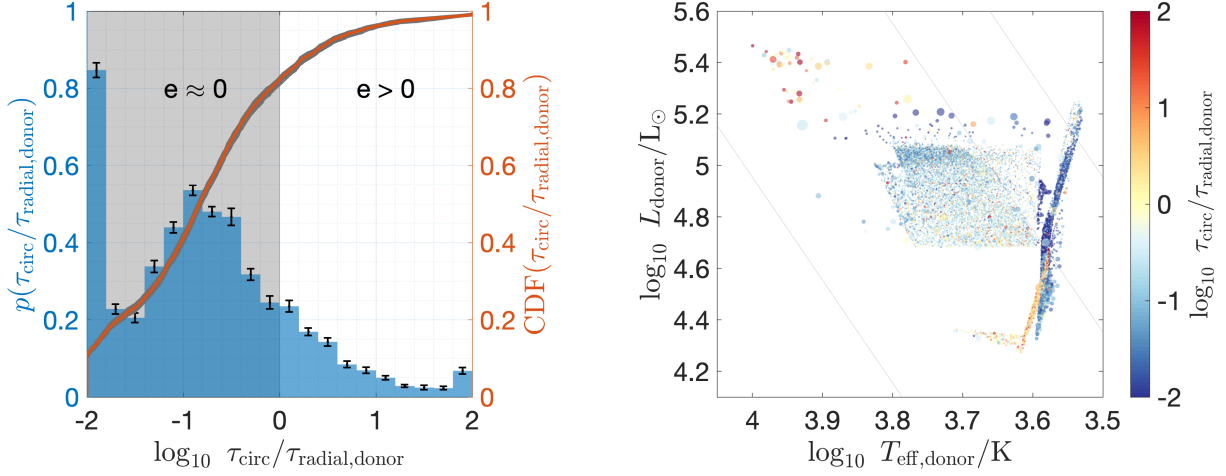


Figure 6. Ratio of tidal circularisation timescale to the star’s radial expansion timescale for all DNS-forming systems. We present the default scenario where all evolved stars, including HG and CHeB stars, are assumed to have formed a fully convective envelope. If $\log_{10}(\tau_{\text{circ}}/\tau_{\text{radial}}) \leq 0$, we assume that binaries circularise before the onset of the CEE. Binaries indicated with blue (red) dots are predicted to have circular (eccentric) orbits. We cap $-2 \leq \log_{10}(\tau_{\text{circ}}/\tau_{\text{radial}}) \leq 2$ to improve the plot appearance. The grey shaded region in the histogram highlights the systems which circularise by the onset of RLOF. For more details, see Section 3.6. See the caption of Figure 2 for further explanations.

Table 2 Distinct DNS sub-populations as described in Section 4.1 and presented in Figure 7.

Sub-population	Threshold	Dominant Channel	Donor	Envelope	Colour	Fraction
Giants	-	II (double core)	GB, EAGB	fully convective	blue	0.37
Cool	$\log_{10}(T_{\text{eff}}/K) < 3.73$	I (single core)	HG, CHeB	partially convective	orange	0.38
Hot	$\log_{10}(T_{\text{eff}}/K) \geq 3.73$	I (single core)	HG, CHeB	radiative/convective	yellow	0.25

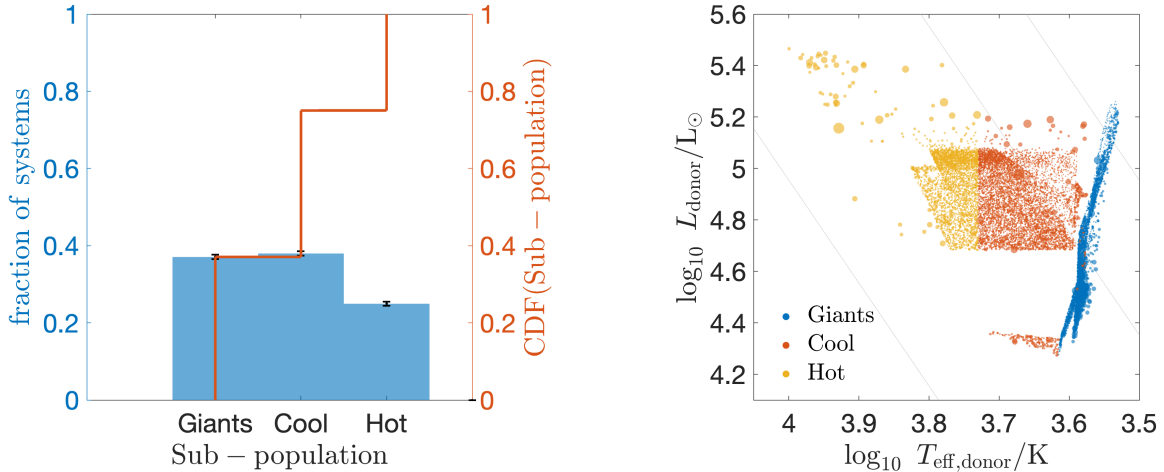


Figure 7. DNS-forming binaries clustered by the donor type at the onset of the CEE. Sub-populations: (a) giant donors with fully convective envelopes in blue, (b) HG or CHeB donors with partially-convective envelopes in red, and (c) HG or CHeB donors which have not yet formed a deep convective envelope in yellow. For more details, see Section 3.4. See the caption of Figure 2 for further explanations.

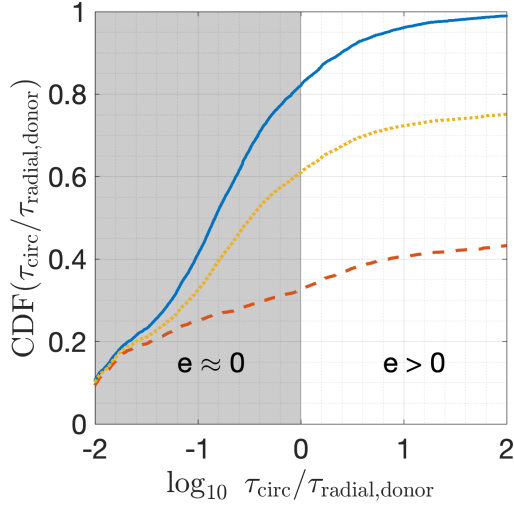


Figure 8. CDF of the ratio of the circularisation timescale to the donor radial expansion timescale computed at RLOF onset leading to CEE for all DNS-forming systems. Here we present three scenarios. The solid blue line is our default assumption: all donors have a deep convective envelope (same as in left panel of Figure 6). The red dashed line follows Hurley et al. (2002) with the assumption that CHEB tidal evolution is dominated by the dynamical tide, i.e. that CHEB stars have a radiative envelope. The yellow dotted line follows Belczynski et al. (2008) in assuming that stars with $\log T_{\text{eff}} \leq 3.73$ K have a fully convective envelope, for both HG and CHEB donors; and a fully radiative envelope otherwise, as in Figure 7. For more details, see Section 3.6.

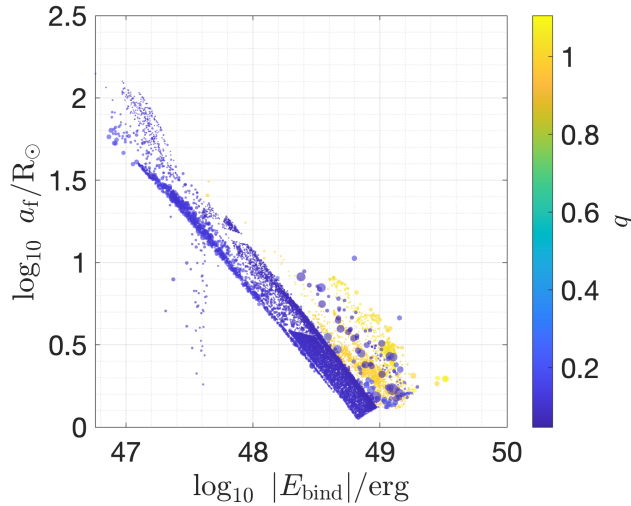


Figure 9. All DNS-forming binaries from our Fiducial model are shown here. We present the post-CEE separation a_f as a function of the absolute value of the envelope binding energy $|E_{\text{bind}}|$. For the double-core scenario, the binding energy is $E_{\text{bind}} = E_{\text{bind,donor}} + E_{\text{bind,comp}}$. The size of the marker indicates the sampling weight and its colour shows the mass ratio q . This Figure can be compared to Figures 1 and 2 from Iaconi & De Marco (2019). That study presents simulations of CE binaries and observations of post-CE binaries. Most systems presented here do not feature in Iaconi & De Marco (2019).

4.2 Common-Envelope Episodes as candidates for luminous red novae transients

Recently, the luminous red nova transient M101 OT2015-1 was reported by Blagorodnova et al. (2017). This event is similar to other luminous red novae associated with CEEs (Ivanova et al., 2013b). Following the discovery of M101 OT2015-1, archival photometric data from earlier epochs were found. Blagorodnova et al. (2017) used these to derive the characteristics of the progenitor. The inferred properties of the progenitor of M101 OT2015-1 are a luminosity of $L_{\text{donor}} \approx 87,000 L_{\odot}$, an effective temperature of $T_{\text{eff,donor}} \approx 7,000$ K and a mass of $m_{\text{donor}} = 18 \pm 1 M_{\odot}$ (see Figure 2 for location in the HR diagram).

Blagorodnova et al. (2017) found that the immediate pre-outburst progenitor of M101 OT2015-1 was consistent with an F-type yellow supergiant crossing the HG. If we take the inferred values for this star as the values at the onset of RLOF, then this star is consistent with pre-CEE stars in our predicted distribution of DNS-forming systems. However, we emphasise that the appearance of the donor star can change significantly between the onset of RLOF, i.e., the point at which the models shown in Figure 2 are plotted, and dynamical instability.

Howitt et al. (2020) explored population synthesis models of luminous red novae. Here we use the same pipeline adopted for that study to explore the connection to DNS populations. Doing so, fewer than 0.02% of all luminous red novae lead to DNSs. These are amongst the most energetic luminous red novae and would be over-represented in the magnitude-limited observable population. Future DNSs constitute nearly 10% of the subpopulation of luminous red novae with predicted plateau luminosities greater than $10^7 L_{\odot}$.

4.3 Eccentric Roche-lobe Overflow leading to a Common-Envelope Episode

We predict that the sub-population of giant donors with fully-convective envelopes and cool donors with partially-convective envelopes are likely to be circular at the onset of the CEE (see Figures 6 and 8). On the other hand, we find that the sub-population of hot donors often does not circularise by the onset of the CEE. This sub-population with hot donors are binaries with high eccentricities at the onset of the RLOF (see Figure 4).

This result raises questions about the initial conditions of a CEE, which is often assumed to begin in a circular orbit, both in population synthesis studies and in detailed simulations. Population synthesis codes such as SEBA (Portegies Zwart & Verbunt, 1996; Portegies Zwart & Yungelson, 1998; Toonen et al., 2012), STARTRACK (Belczynski et al., 2002, 2008), BSE (Hurley et al., 2002), the Brussels code (De Donder & Vanbeveren, 2004), COM-

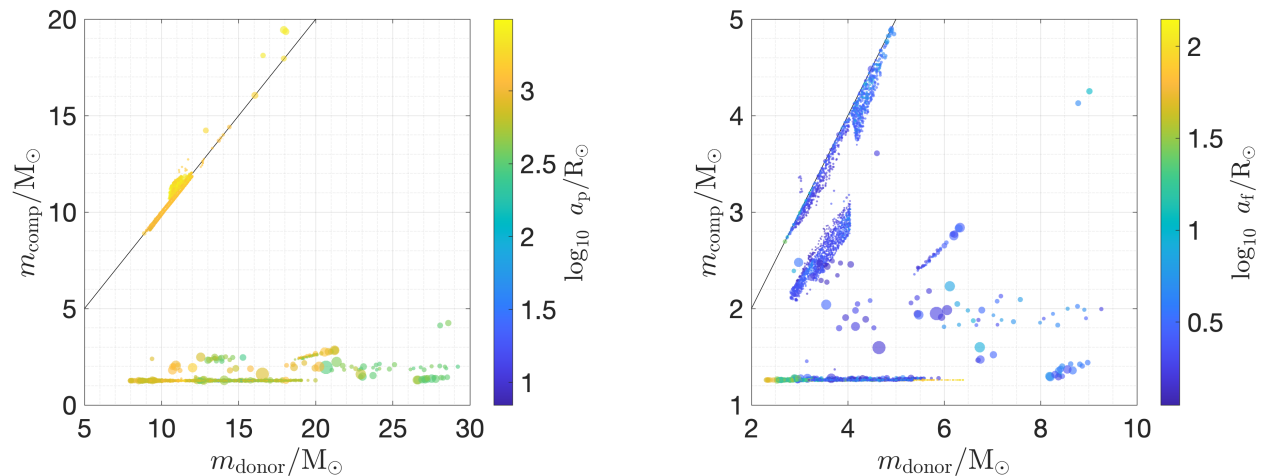


Figure 10. Binary separations at CEEs leading to DNSs at the onset of RLOF (left) and after the CEE (right). We show the donor (m_{donor}) and companion (m_{comp}) mass in both plots, with a solid grey line indicating $m_{\text{donor}} = m_{\text{comp}}$. The colour bars, with different scales, show the pre-CEE periastron (left) and final semi-major axis (right).

PAS (Stevenson et al., 2017; Vigna-Gómez et al., 2018), ComBinE (Kruckow et al., 2018) and customised software based on them all assume that RLOF commences in circular binaries. Detailed simulations, such as those of Passy et al. (2012), MacLeod et al. (2018) and others, often make the assumption of an initially circular orbit (but see Staff et al. 2016, discussed in more detail in Section 4.3.2).

4.3.1 Theory of mass transfer in eccentric binaries

Mass transfer in eccentric binaries has been explored with both semi-analytical and analytical methods (Matese & Whitmire, 1983, 1984; Sepinsky et al., 2007, 2009, 2010; Dosopoulou & Kalogera, 2016a,b).

The analysis of Sepinsky et al. (2007) et al. assumes fully conservative mass transfer. While they consider mass transfer from a stellar donor onto a neutron star, this assumption and the typical $10^{-9} M_{\odot} \text{ yr}^{-1}$ mass transfer rate they consider is relevant for low-mass X-ray binaries, not DNS progenitors as discussed here.

Dosopoulou & Kalogera (2016b) study orbital evolution considering both conservative and non-conservative mass transfer. The latter scenario is particularly relevant for DNS formation. We assume a mass transfer rate of $10^{-5} M_{\odot} \text{ yr}^{-1}$, a $1.44 M_{\odot}$ NS and mass loss from the vicinity of the NS (isotropic re-emission) as parameters in their Equation (44). Highly eccentric systems ($e > 0.9$) have circularisation timescales of more than 1 Myr due to mass transfer, under their assumption that all mass transfer happens at periastris. This timescale is reduced to around a thousand years for mass transfer in $e < 0.1$ binaries, although this can be very sensitive to assumptions about the specific angular momentum lost at the level of an order of magnitude. The assumption of instantaneous mass transfer at periastris is questionable

for low-eccentricity binaries, precisely those which may efficiently circularise through mass transfer.

Hamers & Dosopoulou (2019) noted that evolution towards circularisation from Dosopoulou & Kalogera (2016b) could lead to (nonphysical) negative eccentricity solutions. They proposed a revised analytic model for mass transfer in eccentric binaries. This study takes into account the separation and eccentricity evolution of an initially eccentric system at RLOF. However, their model is only valid in the regime of fully-conservative mass transfer, and is therefore more restricted than the general formalism Dosopoulou & Kalogera (2016b). Mass transfer episodes in binaries which will become DNSs are typically non-conservative. Mass transfer from a post-MS donor onto a MS companion, such as the first mass transfer episode from Channel I, is generally only partly conservative (Schneider et al., 2015). Mass transfer onto a NS companion is highly non-conservative, almost in the fully non-conservative limit (Tauris et al., 2015).

A full understanding of the evolution of eccentric systems in RLOF is yet to be achieved. A detailed treatment of non-conservative mass transfer in an eccentric binary could yield different criteria for dynamical stability and, ultimately, for determining if a system engages in a CEE.

4.3.2 Modelling of mass transfer in eccentric binaries

Numerical methods and simulations have also been used to study mass transfer in eccentric binaries (Regös et al., 2005; Church et al., 2009; Lajoie & Sills, 2011; van der Helm et al., 2016; Staff et al., 2016; Bobrick et al., 2017).

Staff et al. (2016) carried out hydrodynamic simulations of a $\approx 3 M_{\odot}$ giant star with a less massive MS companion in an eccentric orbit. They conclude that eccentric systems transfer mass only during the perias-

tron passage, which delays the onset of the CEE. Each periastron passage also makes the binary less eccentric.

Gilkis et al. (2019) discuss the passage of a NS through the envelope of a giant star, likely on an eccentric orbit, and conclude that the system might be able to eject the envelope or lead to a merger between the neutron star and the core, which they call a CE jets supernova (Soker & Gilkis, 2018, see also Schröder et al. 2020). The former results in a less luminous transient, comparable in energetic to luminous red novae (Kashi & Soker, 2016). The interaction is driven by jets which might enhance mass loss at periastron passages, keeping the system eccentric (Kashi & Soker, 2018). These jets might, in some cases, prevent CEEs (Shiber & Soker, 2018).

4.3.3 Observations of eccentric mass-transferring binaries

Eccentric semi-detached and contact binaries, i.e. mass transferring binaries, have been previously observed in low-mass systems (Petrova & Orlov, 1999). Eccentric ($e \lesssim 0.2$) MS-White Dwarf binaries which are believed to have experienced RLOF are not rare (Vos et al., 2013; Kawahara et al., 2018; Masuda et al., 2019). Jayasinghe et al. (2019) found a more massive B-type Heartbeat star in an eccentric ($e = 0.58$) orbit. Heartbeat stars exhibit clear signatures of tidal oscillations at each periastron passage. While there is no evidence for accretion, it is likely that the system reported in Jayasinghe et al. (2019) will engage in RLOF at some later point.

Sirius (van den Bos, 1960; Gatewood & Gatewood, 1978) is a MS-White Dwarf binary with $e = 0.59$ which, according to canonical binary evolution dynamics, should have circularised when the White Dwarf progenitor became a giant. Bonačić Marinović et al. (2008) propose a model which allows for tides, mass loss and mass transfer in an eccentric orbit, physically motivated by Sirius. Following Bonačić Marinović et al. (2008), Saladino & Pols (2019) carried out hydrodynamic simulations of binary stars with significant wind-driven mass loss and find that this eccentricity-enhancing mechanism is non-negligible.

4.3.4 γ^2 Velorum as an eccentric massive post-mass-transferring binary

North et al. (2007) reported the orbital solution and fundamental parameter determination of the massive binary γ^2 Velorum. This binary has a reported period of 78.53 ± 0.01 days and an eccentricity of 0.334 ± 0.003 , with an inferred mass of $28.5 \pm 1.1 M_{\odot}$ for the O-star primary and $9.0 \pm 0.6 M_{\odot}$ for the Wolf-Rayet secondary. While γ^2 Velorum did not experience a CEE, it could have experienced some mass transfer as an eccentric system. Eldridge (2009) discusses γ^2 Velorum as post-mass-transfer binary system. In that work, Eldridge (2009) takes into account how the evolutionary stage of the donor during mass transfer determines the efficiency of tidal circularisation. They point out that a less evolved

star with a radiative envelope is not likely to circularise during the mass transfer phase. This would lead to a post-mass-transfer eccentric system such as γ^2 Velorum.

4.4 Caveats and Limitations

4.4.1 CEE and delayed dynamical instability

The uncertainties in our stellar and binary models propagate to uncertainties in whether a mass-transferring system experiences a CEE. We compare the response of the radius of the donor to mass loss to the response of the orbit to mass transfer to determine whether a binary experiences a CEE (see Section 2.2). This approach relies on determining the appropriate response of the donor to (adiabatic) mass loss, the amount of mass that the companion can accrete, and the specific angular momentum removed from the binary by the non-accreted mass; all of these quantities have uncertainties and are model-dependent. Other population synthesis codes directly use the mass ratio at RLOF to determine whether the mass transfer will be stable (e.g. Hurley et al. 2002, Claeys et al. 2014).

The evolution of a mass transferring system is non-trivial. One possibility is delayed dynamical instability, in which the donor experiences a prolonged mass transfer phase before it becomes dynamically unstable (Hjellming & Webbink, 1987; Ivanova & Taam, 2004; Ge et al., 2010). This can lead the donor to be significantly under-luminous at the moment when the CEE begins, compared to its appearance at the onset of the mass transfer episode itself (Podsiadlowski et al., 2002). We report the properties at the onset of the RLOF because we do not account for delayed dynamical instability.

The opposite is also possible, where initially unstable systems may reach a stable configuration after ejecting only a fraction of the common envelope. Pavlovskii et al. (2017) found that some massive giant donors with stellar mass black-hole companions, which were previously expected to experience a CEE, might experience stable mass transfer instead.

In general, the transition from stable to unstable mass transfer is not fully understood. The details of the threshold of stability are regulated by the hydrodynamics of the material lost from the donor and the thermal response of the donor. This confluence of physical processes will always be at play because, at the low mass exchange rates that mass loss is initiated at, both dynamical and thermal readjustments of the binary are taking place on competing timescales. Accessing this regime in three-dimensional hydrodynamic simulations is challenging, as discussed by Reichardt et al. (2019) because near-stable configurations evolve over long timescales and are susceptible to small numerical perturbations. In the case of eccentric orbits, dynamical tides raised on the donor also play a significant role and the eventual orbital evolution is determined by a combination of tidal, thermal, and

hydrodynamic evolution.

4.4.2 Tidal evolution

Both the tidal circularisation timescales and the applicability of various types of tides are highly uncertain. As discussed in Sections 2.3 and 4.1, we explore the impact of assumptions about the dominant tidal mechanism based on the evolutionary phase of the donor by considering the tidal circularisation timescale at the onset of RLOF. While this approach makes it possible to analyse the impact of different choices without re-analysing the full population, it does mean that tides are not self-consistently included throughout the evolution of the binary.

We also make a number of simplifying assumptions about the efficiency of tidal circularisation. For example, we apply the equilibrium tide to convective-envelope donors regardless of the orbital eccentricity, although the perturbation-from-equilibrium approximation is unlikely to be valid for very eccentric binaries which are not pseudo-synchronised at periapsis. We crudely approximate coefficients in the tidal circularisation timescale equations based on Rasio et al. (1996), Hurley et al. (2002) and references therein.

Witte & Savonije (1999a,b) discuss how resonance locking could enhance pre-RLOF circularisation of a $10 M_{\odot}$ MS star with a $1.4 M_{\odot}$ NS companion. This system is similar to the phase immediately after the first SN in Channel I. The timescales on which resonance locking occurs are typically a few million years and could lead to less eccentric orbits at the onset of RLOF. It is uncertain how much of an effect resonance locking would have on a population of massive interacting binaries.

4.4.3 Zero-eccentricity initial distribution

We assume that binaries are circular at birth. This assumption is justified for close binaries, which are tidally circularised at birth, but is not consistent with observations of wide binaries (see Levato et al. 1987; Abt et al. 1990; Sana et al. 2012; Kobulnicky et al. 2014 as presented in Figure 3 of Moe & Di Stefano 2017). Our goal is to be conservative when studying eccentricity at the onset of the CEE. Thus all changes in eccentricity from an initially circular binary are due to the subsequent binary evolution. Vigna-Gómez et al. (2018) showed that using a thermal eccentricity distribution at birth decreases the DNS formation rate by about a half, but has no significant effect on the orbital properties of DNSs (we follow the eccentricity distribution from Vigna-Gómez et al. 2018 to be able to make a more direct comparison with those results). However, the eccentricity distribution at ZAMS likely affects the eccentricity distribution at the onset of RLOF. This is particularly true for Channel II binaries, which enter the double-core CEE without previous interactions or supernovae, thus retaining their birth eccentricity modulo tidal effects. The current $e = 0$

peak associated with these system (see Figure 4) would be replaced by the birth eccentricity distribution.

4.4.4 Massive binary stars

In this work we focused on CEEs during the formation of DNSs. Similar evolutionary pathways are experienced by other massive stellar binaries, including progenitors of, black hole - NS or black hole - black hole systems (Dominik et al., 2012; Kruckow et al., 2018; Neijssel et al., 2019). The impact of eccentric RLOF is not in the exclusive interest of DCO formation. The role of tidal evolution and dynamical instability is fundamental for massive stellar mergers (Podsiadlowski et al., 1992; Justham et al., 2014; Vigna-Gómez et al., 2019).

4.4.5 Dynamics

We do not consider the impact of dynamical interactions on the formation of DNSs. This could take the form of dynamically-induced mergers in dense stellar environments such as globular clusters (Andrews & Mandel 2019 but see, e.g., Ye et al. 2020). Meanwhile, Kozai-Lidov oscillations (Kozai, 1962; Lidov, 1962) in hierarchical triple systems can drive up the eccentricity of the inner binary (see Naoz et al. 2016 for a review) and contribute to the formation of merging DNSs (Hamers & Thompson, 2019). Both types of dynamical encounters can change the binary orbital evolution, including the eccentricity.

4.4.6 DNS merger rates

The merger rate of DNSs was inferred to fall in the range $110\text{--}3840 \text{ Gpc}^3 \text{ yr}^{-1}$ with 90% confidence (Abbott et al., 2019) based on a single detection of GW170817 with a flat-in-rate prior (Abbott et al., 2017). The detection of GW190425 under the assumption of a DNS progenitor updates the local DNS merger rate to $250\text{--}2810 \text{ Gpc}^3 \text{ yr}^{-1}$ (Abbott et al., 2020).

Vigna-Gómez et al. (2018) predicted a DNS merger rate of $\approx 280 \text{ Gpc}^{-3} \text{ yr}^{-1}$. After several changes in COMPAS (see Section 3.2) the DNS merger rate is now $\approx 60 \text{ Gpc}^{-3} \text{ yr}^{-1}$. This is more in line with the reported rates from other rapid population synthesis codes (Giacobbo et al., 2018; Giacobbo & Mapelli, 2019b; Kruckow et al., 2018). Chruslinska et al. (2018) pointed out that all population synthesis models struggle to jointly predict the binary black-hole and DNS merger rate, particularly under standard assumptions. Most rapid population synthesis studies agree that predicted rates are difficult to reconcile with the DNS merger rates inferred from gravitational-wave observations, particularly if future observations push these above $\gtrsim 1000 \text{ Gpc}^{-3} \text{ yr}^{-1}$. Some particular choices of physics increase rates up to a few hundreds of DNSs $\text{Gpc}^{-3} \text{ yr}^{-1}$, but the typical prediction is around a few tens of DNSs $\text{Gpc}^{-3} \text{ yr}^{-1}$. Recently, Giacobbo & Mapelli (2020) proposed that a revised natal kick prescription might prove important to reconcile double compact object merger rates, as suggested by

Chruslinska et al. (2018) (see more about natal kick prescriptions in Section 4.5).

The impact of the power-law exponent (α_{IMF}) of the initial mass function on the DNS merger rate has been previously discussed by de Mink & Belczynski (2015). They find that the rate can increase (decrease) by a factor of a few for plausible shallower (steeper) initial mass functions. Schneider et al. (2018a, see also Farr & Mandel 2018 and Schneider et al. 2018b) find that the initial mass function of young massive stars in the 30 Doradus region of the Large Magellanic Cloud may be shallower than the canonical Salpeter (1955) value. While this level of fluctuation in the initial mass function may prove insufficient to resolve the DNS rate discrepancy (Belczynski et al., 2018), it may be one of the ingredients.

Observations of Galactic DNSs as radio pulsars point to a DNS merger rate that peaks at a few tens of mergers per Myr in the Galaxy; e.g., 37_{-11}^{+24} Myr $^{-1}$ according to Pol et al. (2020). This can be converted to a volumetric rate in units of Gpc $^{-3}$ yr $^{-1}$ by multiplying the rate per Myr per Milky Way equivalent galaxy by a factor of ~ 10 (Abadie et al., 2010). The peak of the rate extrapolated from Galactic observations thus falls between the typical binary population synthesis predictions and the peak of the rate inferred from gravitational-wave observations. However, this extrapolation does not account for differences between the Galaxy and other environments (Abadie et al., 2010), and all rate intervals are broad.

Lau et al. (2020) use a synthesised DNS population to predict that a four-year LISA mission (Amaro-Seoane et al., 2017; Baker et al., 2019) will detect 35 Galactic DNSs. Andrews et al. (2020) predict between 46 and 240 Galactic DNSs for the same mission, depending on the assumed physical assumptions. LISA DNS observations will further constrain the DNS formation and merger rates.

4.4.7 Be X-ray Binaries

The Be X-ray binary phase occurs in binaries consisting of a rapidly rotating Be star, a MS B star with emission lines from a decretion disk, and a NS which accretes from this disk. This phase can be one of the intermediate stages between ZAMS and DNS formation. We expect that most systems formed through Channel I experienced a Be X-ray binary configuration after the primary initiated the first mass transfer episode, spinning up the secondary, and exploded as a supernova (see Figure 1).

The SMC Be X-ray binary catalogue by Coe & Kirk (2015) presents 69 systems. From those 69, 44 have an observed orbital period ($P_{\text{orb}} < 520$ days). Vinciguerra et al. (2020) used COMPAS to study Be X-ray binaries at SMC metallicity ($Z \approx 0.0035$). We focus on two particular variations from that study. Their *default* model follows similar COMPAS settings as the ones in this paper, while the *preferred* model allows for mass transfer to be more conservative than the default model, i.e. half

of the mass transferred is accreted by the companion during the mass transfer episode. The default model predicts 190 ± 20 Be X-ray binaries in the SMC; in this model, $\sim 59\%$ (46%) of all (merging) DNS experience a Be X-ray binary phase. The preferred model predicts 80 ± 10 Be X-ray binaries in the SMC, with $\sim 96\%$ (98%) of all (merging) DNS experiencing a Be X-ray binary phase. Both variations have a formation rate of merging DNSs of $\sim 10^{-5}$ M $_{\odot}^{-1}$. Vinciguerra et al. (2020) show that the preferred model better represents observations of Be X-ray binaries in comparison to the default model. However, there is no significant difference in the predicted DNS merger rate or the DNS mass distribution between these two models.

4.5 Comparison with other rapid population synthesis studies

It is challenging to compare results between population synthesis studies. The results depend on initial conditions, physical parameterisations and computational methods. Most population synthesis software differ in the implementation of at least one of these, and often in all. Some of the arguably most important physical interactions, including supernovae and mass transfer events, are treated differently between various research groups, codes and particular projects.

In the context of supernovae, there are several common choices for remnant mass and natal kick prescriptions. **StarTrack**, **MOBSE** and **COMPAS** usually follow Fryer et al. (2012) for the remnant mass prescription of compact objects, using either the rapid or delayed variation, while **COMBINE** use their own (Kruckow et al., 2018). The natal kick distribution varies not only between codes, but also between papers. **COMPAS** initially followed **StarTrack** (e.g. Belczynski et al., 2008, 2018) with a no-kick model for electron-capture SN (ECSN) (Stevenson et al., 2017) and more recently changed to a low-kick distribution (e.g. Vigna-Gómez et al., 2018). **MOBSE** has explored the impact of variations in the core-collapse SN (CCSN) and ECSN natal kicks (Giacobbo & Mapelli, 2018, 2019a) and **COMBINE** use their own natal kick prescription (Kruckow et al., 2018). **COMPAS** and **COMBINE** use a distinct prescription for USSNe; **StarTrack** initially did not separately account for them, but Chruslinska et al. (2018) followed the model from Bray & Eldridge (2016), in which the natal kick is proportional to the ejecta mass. Similarly, **MOBSE** evolved from not explicitly accounting for USSNe (Giacobbo & Mapelli, 2018) to treating USSNe as low-kick CCSNe (Giacobbo & Mapelli, 2019a). Giacobbo & Mapelli (2020) estimate the natal kick using the ejecta mass, similarly to Bray & Eldridge (2016).

In the context of mass transfer and CEEs, both crucial phases in DNS formation, the main differences appear in the definition of dynamical instability and in the

treatment of stable mass transfer and CEEs.

For the definition of stability MOBSE follows BSE (Hurley et al., 2002). **StarTrack** uses adiabatic mass-loss indexes and a temperature threshold to identify stars with a fully-convective envelope. COMPAS generally follows BSE and **StarTrack** but with significant amount of changes (see Vigna-Gómez et al. 2018 and Appendix A). **COMBINE** use their own criteria based on a critical mass ratio (Kruckow et al., 2018).

COMPAS and MOBSE both follow BSE to solve for mass transfer episodes. In the default COMPAS models, non-accreted mass leaves the binary with the specific angular momentum of the accretor. **StarTrack** sets a fixed fraction of mass transfer as conservative, while any non-accreted mass leaves the system with the specific angular momentum of the orbit. Kruckow et al. (2018) follows the approach from Soberman et al. (1997).

For the CEE, COMPAS closely follows **StarTrack** as implemented in Dominik et al. (2012), particularly in the estimation of the binding energy structure parameter λ (see Section 2.2). MOBSE follows Dewi & Tauris (2000) and Claeys et al. (2014) to determine this λ parameter. Additionally, MOBSE frequently has highly-efficient envelope ejection by allowing $\alpha > 1$. Following Kruckow et al. (2016), **COMBINE** self-consistently uses their own stellar models to calculate the binding energy.

Most comparisons between population synthesis codes come from merger rates. However, the merger-rate density is not the only prediction from population synthesis, and the full properties of observed populations will place stronger constraints on the physics (Barrett et al., 2018; Kruckow et al., 2018). The population of luminous red novae which will become DNSs do not seem to be an unequivocal additional constraint (see Section 4.2). Be X-ray binaries and short gamma-ray bursts must be included as additional constraints to the observed Galactic DNS population and the growing catalogue of DNS gravitational-wave sources to fully dissect the origin and formation of DNSs.

5 SUMMARY AND CONCLUSIONS

We carried out a rapid population-synthesis study of a million massive binaries using COMPAS, finding 15,201 (unweighted) simulated systems which experience a CEE and eventually become a DNS. We present the key properties of the donor and binary star at the onset of the RLOF phase leading to the CEE. We provide an online catalogue of this synthesised population.

Some of our main results are:

- The CEEs that occur in DNS progenitors can be broadly divided into two types (description in Sections 3.1 and 4.1). Channel I, which accounts for 69% of all formed DNSs, involves a post-MS donor (the initially less massive star) with a NS companion.

Channel II, which accounts for 14% of all formed DNSs, involves two giant stars, with mass ratio close to unity, in a double-core common-envelope.

- Close to 10% of the brightest luminous red nova transients, which have been previously associated with stellar mergers and common-envelope ejections, are predicted to occur during binary evolution that leads to DNS formation. The progenitor of M101 OT2015-1 as reported in Blagorodnova et al. (2017) is somewhat similar to the pre-CEE properties of DNS-forming systems (see Section 4.2 and Figure 2).
- We find that tidal circularisation timescales can be long compared to stellar radial growth timescales (see Figures 6 and 8), especially for rapidly evolving HG donors and/or donors with radiative envelopes experiencing only the less efficient dynamical tide rather than the more efficient equilibrium tide. This indicates that $\sim 20\% - 70\%$ of binaries may not circularise prior to the onset of CEEs (see Sections 3.6 and 4.1). This finding suggests that the ensuing common envelope phases in these binaries may be distinct from those that have been previously considered. Future work is needed to determine the implication of these differences for the predicted formation rate and properties of DNSs.

One of the main goals of this study is to constrain the parameter space of interest for detailed evolutionary studies of CEEs. We hope that the results presented in this catalogue can inform choices of initial conditions for detailed hydrodynamical simulations and lead to an improved understanding of the complexities of dynamically unstable mass transfer and the subsequent common-envelope phase. In particular, our present work highlights the roles of several uncertain processes that may be of crucial importance in DNS formation:

- (i) Tidal dissipation in pre-CEE binary evolution;
- (ii) Eccentric Roche lobe overflow; and
- (iii) The hydrodynamics of double-core CEEs.

6 ACKNOWLEDGEMENTS

We thank Poojan Agrawal, J.J. Eldridge, Mike Y.M. Lau, Orsola de Marco, Noam Soker, Simon Stevenson and Eric Thrane for discussions. We thank Teresa Rebagliato for the graphic representation of the formation channels. A.V-G. acknowledges funding support from Consejo Nacional de Ciencia y Tecnología (CONACYT) and support by the Danish National Research Foundation (DNRF132). M.M. is grateful for support for this work provided by NASA through Einstein Postdoctoral Fellowship grant number PF6-170169 awarded by the Chandra X-ray Center, which is operated by the Smithsonian Astrophysical Observatory for NASA under contract NAS8-03060. This material is based upon work supported by the National Science Foundation under

Grant No. 1909203. S.dM. and S.J. acknowledge funding by the Netherlands Organization for Scientific Research (NWO) as part of the Vidi research program BinWaves with project number 639.042.728 and the European Union’s Horizon 2020 research and innovation program from the European Research Council (ERC, grant agreement No. 715063). I.M. is a recipient of the Australian Research Council Future Fellowship FT190100574.

A POPULATION SYNTHESIS: DETAILS OF THE COMPAS SETUP

We present a list of the initial values and default settings used for this study in Table 3 in order to be able to emulate them with other population synthesis codes. References have been added where needed in order to justify our assumptions. Some of these assumptions are described in Section 2.

REFERENCES

- Abadie J., et al., 2010, *Classical and Quantum Gravity*, 27, 173001
- Abbott B. P., et al., 2017, *The Astrophysical Journal Letters*, 848, L13
- Abbott B. P., et al., 2019, *Phys. Rev. X*, 9, 031040
- Abbott B. P., et al., 2020, *ApJ*, 892, L3
- Abt H. A., Gomez A. E., Levy S. G., 1990, *ApJS*, 74, 551
- Amaro-Seoane P., et al., 2017, arXiv e-prints, p. arXiv:1702.00786
- Andrews J. J., Mandel I., 2019, *ApJ*, 880, L8
- Andrews J. J., Farr W. M., Kalogera V., Willems B., 2015, *ApJ*, 801, 32
- Andrews J. J., Breivik K., Pankow C., D’Orazio D. J., Safarzadeh M., 2020, *ApJ*, 892, L9
- Asplund M., Grevesse N., Sauval A. J., Scott P., 2009, *ARA&A*, 47, 481
- Baker J., et al., 2019, arXiv e-prints, p. arXiv:1907.06482
- Barrett J. W., Gaebel S. M., Neijssel C. J., Vigna-Gómez A., Stevenson S., Berry C. P. L., Farr W. M., Mandel I., 2018, *MNRAS*, 477, 4685
- Belczynski K., Kalogera V., Bulik T., 2002, *ApJ*, 572, 407
- Belczynski K., Kalogera V., Rasio F. A., Taam R. E., Zezas A., Bulik T., Maccarone T. J., Ivanova N., 2008, *ApJS*, 174, 223
- Belczynski K., Bulik T., Fryer C. L., Ruiter A., Valsecchi F., Vink J. S., Hurley J. R., 2010a, *ApJ*, 714, 1217
- Belczynski K., Dominik M., Bulik T., O’Shaughnessy R., Fryer C., Holz D. E., 2010b, *ApJ*, 715, L138
- Belczynski K., et al., 2018, *A&A*, 615, A91
- Belczyński K., Kalogera V., 2001, *The Astrophysical Journal Letters*, 550, L183
- Bhattacharya D., van den Heuvel E. P. J., 1991, *Phys. Rep.*, 203, 1
- Blagorodnova N., et al., 2017, *ApJ*, 834, 107
- Bobrick A., Davies M. B., Church R. P., 2017, *MNRAS*, 467, 3556
- Bonačić Marinović A. A., Glebbeek E., Pols O. R., 2008, *A&A*, 480, 797
- Bray J. C., Eldridge J. J., 2016, *MNRAS*, 461, 3747
- Broekgaarden F. S., et al., 2019, *MNRAS*, p. 2309

Table 3 Initial values and default settings of the population synthesis model simulations with COMPAS, including pertinent references.

Description / Name / Symbol	Value / Range	Note / Setting
Initial conditions		
Initial mass m_1	[5, 100] M_\odot	Kroupa (2001) IMF $\propto m_1^{-\alpha}$ with $\alpha_{\text{IMF}} = 2.3$ for stars above $1 M_\odot$
Initial mass ratio $q_{\text{ZAMS}} = m_2/m_1$	[0.1, 1]	we assume a flat mass ratio distribution $p(q_{\text{ZAMS}}) \propto 1$
Initial separation a	[0.01, 1000] AU	distributed flat-in-log $p(a) \propto 1/a$
SN natal kick magnitude v_k	[0, ∞) km s^{-1}	drawn from Maxwellian distribution with standard deviation σ
SN natal kick polar angle θ_k	[0, π]	$p(\theta_k) = \sin(\theta_k)/2$
SN natal kick azimuthal angle ϕ_k	[0, 2π]	uniform $p(\phi) = 1/(2\pi)$
SN mean anomaly of the orbit	[0, 2π]	uniform distributed
Initial metallicity Z	$Z_\odot = 0.0142$	Asplund et al. (2009)
Initial orbital eccentricity e	0	all binaries are assumed to be circular at birth
Settings		
Stellar winds for hydrogen-rich stars	Belczynski et al. (2010a)	based on Vink et al. (2000, 2001), including luminous blue variable (LBV) wind mass loss with $f_{\text{LBV}} = 1.5$.
Stellar winds for hydrogen-poor/helium stars	Belczynski et al. (2010b)	based on Hamann & Koesterke (1998) and Vink & de Koter 2005.
Mass transfer stability criteria	ζ -prescription	based on Vigna-Gómez et al. (2018) and references therein
Case BB mass transfer stability	always stable	based on Vigna-Gómez et al. (2018)
CE prescription	$\alpha - \lambda$	based on Webbink (1984) and de Kool (1990)
CE efficiency α -parameter	1.0	
CE λ -parameter	$\lambda_{\text{Nanjing}} = \lambda_b$	based on Xu & Li (2010a,b) and Dominik et al. (2012). Includes internal energy.
Hertzsprung gap (HG) donor in CE	optimistic	defined in Dominik et al. (2012); HG donors survive a CE phase
Core-collapse SN remnant mass prescription	delayed	from Fryer et al. (2012) which has no lower black-hole mass gap
USSN remnant mass prescription	delayed	from Fryer et al. (2012)
ECSN remnant mass prescription	$m_f = 1.26 M_\odot$	based on Eq. 8 in Timmes et al. (1996)
Core-collapse SN velocity dispersion $\sigma_{\text{rms}}^{\text{1D}}$	265 km s^{-1}	1D rms value based on Hobbs et al. (2005)
USSN and ECSN velocity dispersion $\sigma_{\text{rms}}^{\text{1D}}$	30 km s^{-1}	1D rms value based on e.g. Pfahl et al. (2002); Podsiadlowski et al. (2004)
PISN / PPISN remnant mass prescription	NA	NA
Simulation settings		
Total number of binaries sampled per metallicity N_Z	$\approx 10^6$	
Sampling method	STROOPWAFEL	adaptive importance sampling from Broekgaarden et al. (2019)
Binary fraction	$f_{\text{bin}} = 1$	broadly consistent with Sana et al. (2012)

Brown G. E., 1995, *ApJ*, 440, 270

Chamandy L., et al., 2018, *MNRAS*, 480, 1898

Chattopadhyay D., Stevenson S., Hurley J. R., Rossi L. J., Flynn C., 2020, *MNRAS*, 494, 1587

Choi J., Dotter A., Conroy C., Cantiello M., Paxton B., Johnson B. D., 2016, *ApJ*, 823, 102

Chruslinska M., Belczynski K., Bulik T., Gładysz W., 2017, *Acta Astron.*, 67, 37

Chruslinska M., Belczynski K., Klencki J., Benacquista M., 2018, *MNRAS*, 474, 2937

Church R. P., Dischler J., Davies M. B., Tout C. A., Adams T., Beer M. E., 2009, *MNRAS*, 395, 1127

Claeys J. S. W., Pols O. R., Izzard R. G., Vink J., Verbunt F. W. M., 2014, *A&A*, 563, A83

Clayton M., Podsiadlowski P., Ivanova N., Justham S., 2017, *MNRAS*, 470, 1788

Coe M. J., Kirk J., 2015, *MNRAS*, 452, 969

Counselman Charles C. I., 1973, *ApJ*, 180, 307

Cruz-Osorio A., Rezzolla L., 2020, *ApJ*, 894, 147

De Donder E., Vanbeveren D., 2004, *NAR*, 48, 861

De S., MacLeod M., Everson R. W., Antoni A., Mandel I., Ramirez-Ruiz E., 2019, arXiv e-prints, p. arXiv:1910.13333

de Kool M., 1990, *ApJ*, 358, 189

Delgado A. J., Thomas H.-C., 1981, *A&A*, 96, 142

Dewi J. D. M., Pols O. R., 2003, *MNRAS*, 344, 629

Dewi J. D. M., Tauris T. M., 2000, *A&A*, 360, 1043

Dewi J. D. M., Pols O. R., Savonije G. J., van den Heuvel E. P. J., 2002, *MNRAS*, 331, 1027

Dewi J. D. M., Podsiadlowski P., Pols O. R., 2005, *MNRAS*, 363, L71

Dewi J. D. M., Podsiadlowski P., Sena A., 2006, *MNRAS*, 368, 1742

Dominik M., Belczynski K., Fryer C., Holz D. E., Berti E., Bulik T., Mandel I., O’Shaughnessy R., 2012, *ApJ*, 759, 52

Dosopoulou F., Kalogera V., 2016a, *ApJ*, 825, 70

Dosopoulou F., Kalogera V., 2016b, *ApJ*, 825, 71

Eggleton P. P., 1983, *ApJ*, 268, 368

Eggleton P. P., Kiseleva L. G., Hut P., 1998, *ApJ*, 499, 853

Eldridge J. J., 2009, *MNRAS*, 400, L20

Farr W. M., Mandel I., 2018, *Science*, 361, aat6506

Fragos T., Andrews J. J., Ramirez-Ruiz E., Meynet G., Kalogera V., Taam R. E., Zezas A., 2019, *ApJ*, 883, L45

Fryer C. L., Belczynski K., Wiktorowicz G., Dominik M., Kalogera V., Holz D. E., 2012, *ApJ*, 749, 91

Gatewood G. D., Gatewood C. V., 1978, *ApJ*, 225, 191

Ge H., Hjellming M. S., Webbink R. F., Chen X., Han Z., 2010, *ApJ*, 717, 724

Ge H., Webbink R. F., Chen X., Han Z., 2015, *ApJ*, 812, 40

Giacobbo N., Mapelli M., 2018, *MNRAS*, 480, 2011

Giacobbo N., Mapelli M., 2019a, *MNRAS*, 482, 2234

Giacobbo N., Mapelli M., 2019b, *MNRAS*, 486, 2494

Giacobbo N., Mapelli M., 2020, *ApJ*, 891, 141

Giacobbo N., Mapelli M., Spera M., 2018, *MNRAS*, 474, 2959

Gilkis A., Soker N., Kashi A., 2019, *MNRAS*, 482, 4233

Hamann W. R., Koesterke L., 1998, *A&A*, 335, 1003

Hamers A. S., Dosopoulou F., 2019, *ApJ*, 872, 119

Hamers A. S., Thompson T. A., 2019, *ApJ*, 883, 23

Hjellming M. S., Webbink R. F., 1987, *ApJ*, 318, 794

- Hobbs G., Lorimer D. R., Lyne A. G., Kramer M., 2005, *MNRAS*, 360, 974
- Howitt G., Stevenson S., Vigna-Gómez A. r., Justham S., Ivanova N., Woods T. E., Neijssel C. J., Mandel I., 2020, *MNRAS*, 492, 3229
- Hurley J. R., Pols O. R., Tout C. A., 2000, *MNRAS*, 315, 543
- Hurley J. R., Tout C. A., Pols O. R., 2002, *MNRAS*, 329, 897
- Hut P., 1981, *A&A*, 99, 126
- Iaconi R., De Marco O., 2019, *MNRAS*, 490, 2550
- Iaconi R., Reichardt T., Staff J., De Marco O., Passy J.-C., Price D., Wurster J., Herwig F., 2017, *MNRAS*, 464, 4028
- Iaconi R., De Marco O., Passy J.-C., Staff J., 2018, *MNRAS*, 477, 2349
- Iben Jr. I., Livio M., 1993, *PASP*, 105, 1373
- Ivanova N., Nandez J. L. A., 2016, *MNRAS*, 462, 362
- Ivanova N., Taam R. E., 2004, *ApJ*, 601, 1058
- Ivanova N., Belczynski K., Kalogera V., Rasio F. A., Taam R. E., 2003, *ApJ*, 592, 475
- Ivanova N., et al., 2013a, *A&A Rev.*, 21, 59
- Ivanova N., Justham S., Avendano Nandez J. L., Lombardi J. C., 2013b, *Science*, 339, 433
- Jayasinghe T., Stanek K. Z., Kochanek C. S., Thompson T. A., Shappee B. J., Fausnaugh M., 2019, *MNRAS*, p. 2120
- Justham S., Podsiadlowski P., Han Z., 2011, *MNRAS*, 410, 984
- Justham S., Podsiadlowski P., Vink J. S., 2014, *The Astrophysical Journal*, 796, 121
- Kashi A., Soker N., 2016, *Research in Astronomy and Astrophysics*, 16, 99
- Kashi A., Soker N., 2018, *MNRAS*, 480, 3195
- Kawahara H., Masuda K., MacLeod M., Latham D. W., Bieryla A., Benomar O., 2018, *AJ*, 155, 144
- Klencki J., Nelemans G., Istrate A. G., Chruslinska M., 2020, arXiv e-prints, p. arXiv:2006.11286
- Kobulnicky H. A., et al., 2014, *ApJS*, 213, 34
- Kozai Y., 1962, *The Astronomical Journal*, 67, 591
- Kroupa P., 2001, *MNRAS*, 322, 231
- Kruckow M. U., Tauris T. M., Langer N., Szécsi D., Marchant P., Podsiadlowski P., 2016, *A&A*, 596, A58
- Kruckow M. U., Tauris T. M., Langer N., Kramer M., Izzard R. G., 2018, *MNRAS*, 481, 1908
- Kushnir D., Zaldarriaga M., Kollmeier J. A., Waldman R., 2017, *MNRAS*, 467, 2146
- Lajoie C.-P., Sills A., 2011, *ApJ*, 726, 67
- Lau M. Y. M., Mandel I., Vigna-Gómez A., Neijssel C. J., Stevenson S., Sesana A., 2020, *MNRAS*, 492, 3061
- Lecar M., Wheeler J. C., McKee C. F., 1976, *ApJ*, 205, 556
- Levato H., Malaroda S., Morrell N., Solivella G., 1987, *ApJS*, 64, 487
- Li X., Chang P., Levin Y., Matzner C. D., Armitage P. J., 2020, *MNRAS*, 494, 2327
- Lidov M., 1962, *Planetary and Space Science*, 9, 719
- Livio M., Soker N., 1988, *ApJ*, 329, 764
- Lombardi Jr. J. C., Proulx Z. F., Dooley K. L., Theriault E. M., Ivanova N., Rasio F. A., 2006, *ApJ*, 640, 441
- López-Cámara D., De Colle F., Moreno Méndez E., 2019, *MNRAS*, 482, 3646
- MacLeod M., Ramirez-Ruiz E., 2015, *ApJ*, 803, 41
- MacLeod M., Macias P., Ramirez-Ruiz E., Grindlay J., Batta A., Montes G., 2017a, *ApJ*, 835, 282
- MacLeod M., Antoni A., Murguia-Berthier A., Macias P., Ramirez-Ruiz E., 2017b, *ApJ*, 838, 56
- MacLeod M., Ostriker E. C., Stone J. M., 2018, *ApJ*, 863, 5
- Mardling R. A., 1995a, *ApJ*, 450, 722
- Mardling R. A., 1995b, *ApJ*, 450, 732
- Masuda K., Kawahara H., Latham D. W., Bieryla A., Kunitomo M., MacLeod M., Aoki W., 2019, *ApJ*, 881, L3
- Matese J. J., Whitmire D. P., 1983, *ApJ*, 266, 776
- Matese J. J., Whitmire D. P., 1984, *ApJ*, 282, 522
- Moe M., Di Stefano R., 2017, *ApJS*, 230, 15
- Moe M., Kratter K. M., 2018, *ApJ*, 854, 44
- Nandez J. L. A., Ivanova N., 2016, *MNRAS*, 460, 3992
- Nandez J. L. A., Ivanova N., Lombardi J. C. J., 2015, *MNRAS*, 450, L39
- Naoz S., Fragos T., Geller A., Stephan A. P., Rasio F. A., 2016, *ApJ*, 822, L24
- Neijssel C. J., et al., 2019, *MNRAS*, p. 2457
- Nelemans G., Verbunt F., Yungelson L. R., Portegies Zwart S. F., 2000, *A&A*, 360, 1011
- North J. R., Tuthill P. G., Tango W. J., Davis J., 2007, *MNRAS*, 377, 415
- Ohlmann S. T., Röpke F. K., Pakmor R., Springel V., 2016, *ApJ*, 816, L9
- Ohlmann S. T., Röpke F. K., Pakmor R., Springel V., 2017, *A&A*, 599, A5
- Öpik E., 1924, *Publications of the Tartu Astrofizica Observatory*, 25
- Paczynski B., 1976, in Eggleton P., Mitton S., Whelan J., eds, *IAU Symposium Vol. 73, Structure and Evolution of Close Binary Systems*. p. 75
- Passy J.-C., et al., 2012, *ApJ*, 744, 52
- Pastorello A., et al., 2019, *A&A*, 630, A75
- Pavlovskii K., Ivanova N., Belczynski K., Van K. X., 2017, *MNRAS*, 465, 2092
- Petrova A. V., Orlov V. V., 1999, *AJ*, 117, 587
- Pfahl E., Rappaport S., Podsiadlowski P., 2002, *ApJ*, 571, L37
- Podsiadlowski P., Joss P. C., Hsu J. J. L., 1992, *ApJ*, 391, 246

- Podsiadlowski P., Rappaport S., Pfahl E. D., 2002, *ApJ*, 565, 1107
- Podsiadlowski P., Langer N., Poelarends A. J. T., Rappaport S., Heger A., Pfahl E., 2004, *ApJ*, 612, 1044
- Pol N., McLaughlin M., Lorimer D. R., 2020, *Research Notes of the American Astronomical Society*, 4, 22
- Pols O. R., Schröder K.-P., Hurley J. R., Tout C. A., Eggleton P. P., 1998, *MNRAS*, 298, 525
- Pols O. R., Schroeder K. P., Hurley J. R., Tout C. A., Eggleton P. P., 2009, *VizieR Online Data Catalog*, p. J/MNRAS/298/525
- Portegies Zwart S. F., Verbunt F., 1996, *A&A*, 309, 179
- Portegies Zwart S. F., Yungelson L. R., 1998, *A&A*, 332, 173
- Prust L. J., Chang P., 2019, *MNRAS*, 486, 5809
- Rasio F. A., Livio M., 1996, *ApJ*, 471, 366
- Rasio F. A., Tout C. A., Lubow S. H., Livio M., 1996, *ApJ*, 470, 1187
- Regös E., Bailey V. C., Mardling R., 2005, *MNRAS*, 358, 544
- Reichardt T. A., De Marco O., Iaconi R., Tout C. A., Price D. J., 2019, *MNRAS*, 484, 631
- Ricker P. M., Taam R. E., 2008, *ApJ*, 672, L41
- Ricker P. M., Taam R. E., 2012, *ApJ*, 746, 74
- Saladino M. I., Pols O. R., 2019, *A&A*, 629, A103
- Salpeter E. E., 1955, *ApJ*, 121, 161
- Sana H., et al., 2012, *Science*, 337, 444
- Sandquist E. L., Taam R. E., Chen X., Bodenheimer P., Burkert A., 1998, *ApJ*, 500, 909
- Schneider F. R. N., Izzard R. G., Langer N., de Mink S. E., 2015, *ApJ*, 805, 20
- Schneider F. R. N., et al., 2018a, *Science*, 359, 69
- Schneider F. R. N., et al., 2018b, *Science*, 361, aat7032
- Schröder S. L., MacLeod M., Loeb A., Vigna-Gómez A., Mandel I., 2020, *ApJ*, 892, 13
- Sepinsky J. F., Willems B., Kalogera V., Rasio F. A., 2007, *ApJ*, 667, 1170
- Sepinsky J. F., Willems B., Kalogera V., Rasio F. A., 2009, *ApJ*, 702, 1387
- Sepinsky J. F., Willems B., Kalogera V., Rasio F. A., 2010, *ApJ*, 724, 546
- Shiber S., Soker N., 2018, *MNRAS*, 477, 2584
- Shiber S., Iaconi R., De Marco O., Soker N., 2019, *MNRAS*, 488, 5615
- Shporer A., et al., 2016, *The Astrophysical Journal*, 829, 34
- Siess L., Izzard R. G., Davis P. J., Deschamps R., 2013, *A&A*, 550, A100
- Soberman G. E., Phinney E. S., van den Heuvel E. P. J., 1997, *A&A*, 327, 620
- Soker N., Gilkis A., 2018, *MNRAS*, 475, 1198
- Staff J. E., De Marco O., Macdonald D., Galaviz P., Passy J.-C., Iaconi R., Mac Low M.-M., 2016, *MNRAS*, 455, 3511
- Stevenson S., Vigna-Gómez A., Mandel I., Barrett J. W., Neijssel C. J., Perkins D., de Mink S. E., 2017, *Nature Communications*, 8, 14906
- Tauris T. M., Bailes M., 1996, *A&A*, 315, 432
- Tauris T. M., van den Heuvel E. P. J., 2006, *Formation and evolution of compact stellar X-ray sources*. Cambridge University Press, pp 623–665
- Tauris T. M., Langer N., Moriya T. J., Podsiadlowski P., Yoon S.-C., Blinnikov S. I., 2013, *ApJ*, 778, L23
- Tauris T. M., Langer N., Podsiadlowski P., 2015, *MNRAS*, 451, 2123
- Tauris T. M., et al., 2017, *ApJ*, 846, 170
- Thorne K. S., Żytkow A. N., 1977, *ApJ*, 212, 832
- Timmes F. X., Woosley S. E., Weaver T. A., 1996, *ApJ*, 457, 834
- Toonen S., Nelemans G., Portegies Zwart S., 2012, *A&A*, 546, A70
- van den Bos W. H., 1960, *Journal des Observateurs*, 43, 145
- van den Heuvel E. P. J., 1976, in Eggleton P., Mitton S., Whelan J., eds, *IAU Symposium Vol. 73, Structure and Evolution of Close Binary Systems*. p. 35
- van der Helm E., Portegies Zwart S., Pols O., 2016, *MNRAS*, 455, 462
- Vick M., Lai D., 2018, *MNRAS*, 476, 482
- Vick M., Lai D., 2020, *MNRAS*,
- Vigna-Gómez A., et al., 2018, *MNRAS*, 481, 4009
- Vigna-Gómez A., Justham S., Mandel I., de Mink S. E., Podsiadlowski P., 2019, *ApJ*, 876, L29
- Vigna-Gómez A., 2019, *Dataset from: Common-Envelope Episodes that lead to Double Neutron Star formation*, doi:10.5281/zenodo.3593843, https://doi.org/10.5281/zenodo.3593843
- Vinciguerra S., et al., 2020, *arXiv e-prints*, p. arXiv:2003.00195
- Vink J. S., de Koter A., 2005, *A&A*, 442, 587
- Vink J. S., de Koter A., Lamers H. J. G. L. M., 2000, *A&A*, 362, 295
- Vink J. S., de Koter A., Lamers H. J. G. L. M., 2001, *A&A*, 369, 574
- Vos J., Østensen R. H., Németh P., Green E. M., Heber U., Van Winckel H., 2013, *A&A*, 559, A54
- Webbink R. F., 1984, *ApJ*, 277, 355
- Witte M. G., Savonije G. J., 1999a, *A&A*, 341, 842
- Witte M. G., Savonije G. J., 1999b, *A&A*, 350, 129
- Xu X.-J., Li X.-D., 2010a, *ApJ*, 716, 114
- Xu X.-J., Li X.-D., 2010b, *ApJ*, 722, 1985
- Ye C. S., Fong W.-f., Kremer K., Rodriguez C. L., Chatterjee S., Fragione G., Rasio F. A., 2020, *ApJ*, 888, L10
- Zahn J.-P., 1975, *A&A*, 41, 329
- Zahn J.-P., 1977, *A&A*, 57, 383

- Zahn J. P., 2008, in Goupil M. J., Zahn J. P., eds, EAS Publications Series Vol. 29, EAS Publications Series. pp 67–90 ([arXiv:0807.4870](https://arxiv.org/abs/0807.4870)), [doi:10.1051/eas:0829002](https://doi.org/10.1051/eas:0829002)
- de Mink S. E., Belczynski K., 2015, *ApJ*, 814, 58