

Constrain on the mass of Fuzzy Dark Matter from the rotation curve of Milky Way

Alireza Maleki, Shant Baghran and Sohrab Rahvar

Department of Physics, Sharif University of Technology, P. O. Box 11155-9161, Tehran, Iran.

(Dated: April 9, 2020)

The fuzzy Dark Matter (FDM) is one of the recent models for dark matter. According to this model, dark matter is made of very light scalar particles with considerable quantum mechanical effects on the galactic scales which solves many problems of the Cold Dark Matter (CDM). Here we use the observed data from the rotation curve of the Milky Way (MW) galaxy to compare the results from FDM and CDM models. We show that FDM adds a local peak on the rotation curve close to the center of the bulge where its position and amplitude depend on the mass of FDM particles. From fitting the observed rotation curve with our expectation from FDM, we find the mass of FDM is $m = 2.5_{-2.0}^{+3.6} \times 10^{-21} \text{eV}$. We note that the local peak of the rotation curve in MW can also be explained in the CDM model with an extra inner bulge model for the MW galaxy. We conclude that the FDM model explains this peak without need to extra structure for the bulge.

I. INTRODUCTION

The rotation curve of the galaxies has been a useful tool for studying the kinematics and the mass distribution of the galaxies [1–4]. Based on these studies, it has been observed that the rotation curve outside the galaxies, reaches a constant value, which is in contrast to our expectation of having a decrease in velocity according to the Keplerian law [5, 6]. This flat behavior of rotational velocity is very strong evidence in favor of existing an inconsistency between the theory and observation of the galactic dynamics [7–9]. It is supposed that there must be a component for the structure of the galaxy, which is called Dark Matter halo in literature, with a mass density that could provide a flat rotation curve for the galaxies. Dark matter is also needed in the cosmological scales to have the consistency of dynamics and the structure formation with observations [10, 11].

Although, there are modified gravity theories trying to explain the dynamics of galaxies without need to the mysterious dark matter fluid [12–15]. In the context of dark matter theories, understanding the properties and the nature of dark matter is one of the challenging and active fields of study in physics and cosmology. Based on the standard cosmological constant–Cold Dark Matter (Λ CDM) model, and latest data acquired by the Planck satellite, the Universe consists of 68% dark energy and 28% dark matter with 4% baryonic matter [16]. The Λ CDM model considers non-relativistic, collisionless particles with very weak interaction with the baryonic matter [17, 18]. Simulations based on Λ CDM model showed that it is very successful in explaining the Universe in the large scales [19]. However, it seems that the interpretation of the observations in the small scales faces some serious problems [20]. The important problems are the “core-cusp” problem [21, 22], “missing satellites” problem [23] and “too big to fail” problem [24]. We also should note that all the efforts for the detection of the dark matter particles were unsuccessful [25].

There had been many proposals to solve the small scale problems of CDM [20, 26], such as Warm Dark Matter (WDM) [27], Self-Interacting Dark Matter (SIDM) [28],

feedback effects of the baryonic matter on the profile of halo [29, 30], or modified initial condition [31, 32]. Another interesting approach to solving these problems is to consider dark matter made of very light particles with the mass of ($m \simeq 10^{-23} - 10^{-21} \text{eV}$) with a large de Broglie wavelength where their quantum properties in the small scales (kpc) play an important role and enable this model to solve the small scale problems of CDM [26]. These particles form a Bose-Einstein Condensation (BEC) in the halo’s central region and result in a condensate core which due to their solitonic properties often called a soliton [33–35]. In this model, the quantum pressure stabilizes the gravitational collapse and prevents the formation of cusp by suppressing the small scale structures [26, 36, 37]. Simulations based on this model also showed that its prediction on the large scale is the same as the CDM but in the small scales, it has different predictions which is interestingly consistent with the observational data [38]. The observational tests such as weak lensing of the colliding FDM cores and X-ray emission from the colliding area to test the hypothesis of FDM is studied in [39]. Also, in [40] using the rotation curve of galaxies in SPARC data a mass for the FDM is obtained as $m \geq 10^{-23} \text{eV}$. Also, there have been studies on some tensions of the FDM model with observational data from rotation curves of galaxies and suggested that the study of the MW galaxy could probe the FDM model particle mass of $m < 10^{-19} \text{eV}$ [41].

In this model, the dark matter particles are assumed to be non-self-interacting scalar fields. One important candidate can be Axion-like particles [38]. These particles are predicted in high energy physics theories. For example, in the string theory, all models have at least several bosonic Axion-like fields [42]. There are many names for this model of Dark matter in the literature, such as ‘Wave Dark Matter’, ‘Ultra-light Axionic Particles (ULP)’, ‘BEC DM’, ‘fuzzy Dark Matter (FDM)’ [43]. Here we use the term “FDM” for this model. One main concern about the FDM model is to use observational data to investigate the existence of these types of particles as a candidate for dark matter. Our attempt is to introduce the observational features of FDM in the

rotation curve of the MW galaxy.

In Section (II) we discuss the FDM properties. In section (III) we introduce a model for the Milky Way galaxy mass components and the contribution of each component in the rotation curve of MW. We also calculate the rotation curve based on the FDM halo model for the MW and find the best value for the mass of the scalar field. In Section (IV) we compare the difference between the CDM and FDM model. Section (V) is the summary and conclusion of this work.

II. FDM HALO CORE (SOLITON)

In this section, we will investigate the properties of a FDM halo core. We use Schrodinger-Poisson (SP) equations for the dynamics of a quantum system under its self-gravity [44, 45] as

$$i\hbar \frac{\partial \psi}{\partial t} = -\frac{\hbar^2}{2m} \nabla^2 \psi + mU\psi, \quad (1)$$

$$\nabla^2 U = 4\pi G\rho. \quad (2)$$

where m is the mass of FDM particles. The mass density defines as $\rho = |\psi|^2$ and U is the gravitational potential. Simulations based on the fuzzy dark matter with SP equations in a co-moving frame shows that the system will form a halo with a core. The profile of FDM core $\rho_c(r)$ which is called soliton has a profile as below [38]:

$$\rho_c(r) = \rho_0 [1 + 0.091(\frac{r}{r_c})^2]^{-8}, \quad (3)$$

where r_c is defined as the core radius and at $r = r_c$ the density reduces to half of its peak value. The central mass density of the core is given by

$$\rho_0 = 1.9 \times (\frac{10^{-23}\text{eV}}{m})^2 (\frac{\text{kpc}}{r_c})^4 M_\odot \text{pc}^{-3}. \quad (4)$$

Integrating from equation (3), the relation between the halo mass M_h and the core radius is [46]:

$$r_c = 1.6 \text{kpc} \times (\frac{10^{-23}\text{eV}}{m}) (\frac{M_h}{M_\odot \times 10^9})^{-1/3}. \quad (5)$$

The mass enclosed in this radius called the core mass M_c . The outer region of FDM halo behaves like an ordinary cold dark matter which is well approximated by the Navarro, Frenk, White (NFW) profile [38, 47]. Generally, the full mass density of halo can be written as

$$\rho = \rho_c \theta(r_t - r) + \rho_{\text{NFW}} \theta(r - r_t), \quad (6)$$

where the θ is a step function and r_t is scale that the transition from BEC to ordinary phase happens. This specific scale is proportional to the core size (i.e. $r_t = \alpha r_c$) where $\alpha \sim 2 - 4$ [46]. Figure (1) shows the mass density profile

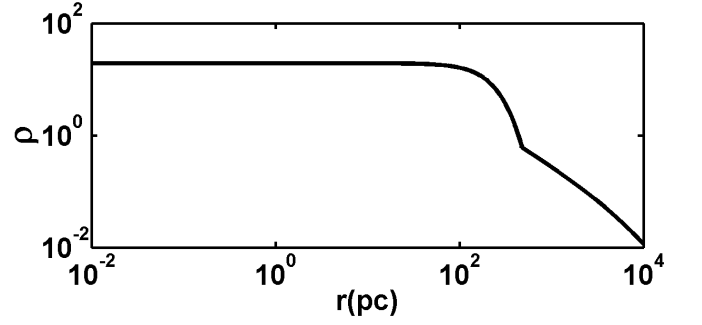


FIG. 1: The mass density profile for FDM halo model of Milky Way. We consider the FDM particles with $m = 8.1 \times 10^{-23}$. We used the solitonic mass density profile which has a core with the size of $r_c \sim 200 \text{pc}$, the transition radius is $r_t \sim 500 \text{pc}$. For $r > r_t$ the profile follows NFW. The x-axis has the units of pc and the density has plotted in the unit of $M_\odot \text{pc}^{-3}$.

of the FDM halo for the Milky Way-like galaxy. For the outer regions, we used [48] data for the rotation curve and the best value for the NFW parameters. Also, if we adapt the mass of FDM as $m = 8.1 \times 10^{-23} \text{eV}$ [38], from equation (5), the core size would be $r_c \sim 200 \text{pc}$.

We also investigate the intersection of core and NFW halo in the FDM model, using the continuity condition. With the adapted values for the mass of FDM, the transition radius for the MW Galaxy is $r_t \sim 500 \text{pc}$ (as shown in Figure 1) which happens for $\alpha \simeq 2.5$. By decreasing the mass of FDM the core size increases and according to the Equations (4) and (5), the central density decreases. To satisfy the continuity condition between the density of NFW and solitonic core, the mass of the FDM has to be larger than $m > 10^{-23} \text{eV}$. In the next section, we will investigate the best mass for FDM particles to fit with the rotation curve of the Milky Way galaxy.

III. THE MASS MODEL FOR MILKY WAY

In this direction, we model the mass distribution in the MW galaxy by considering a bulge, a disk and the dark matter halo with a supermassive black hole at the center of MW which are the main mass components. It is worth mentioning, in reality, the system is more complex, contains the arms of the galaxy and bars that cause asymmetric effects in the rotation curve, but these features can be considered as the second-order terms without considerable effects [48, 49]. So, we consider the main components of the milky way with an additional solitonic structure at the center of the bulge. The circular rotation velocity of a test particle around a mass density is given by

$$v^2(r) = Gr \int \frac{\rho(r') d^3 r'}{|r - r'|^2}.$$

Accordingly, the total rotational velocity is a sum of

all the components of Galaxy as follows

$$v_{rot}^2 = v_{bh}^2 + v_b^2 + v_d^2 + v_{dm}^2. \quad (7)$$

where subscript "bh", "b", "d", "dm" indicate to the central back-hole, bulge, disk and dark matter halo correspondingly.

In what follows, we explain the model that we use for each component of the Galaxy

A. The Bulge

The mass profile for the bulge of galaxies is parameterized by de Vaucouleur's suggestion [50, 51]. It has been investigated that this profile can not explain the MW rotation curve in the central region. The suggested profile is made of two components of the inner bulge and the outer bulge where the overall density profile can be written as

$$\rho_b(r) = \rho_{ibc} e^{-\frac{r}{a_{ib}}} + \rho_{obc} e^{-\frac{r}{a_{ob}}}, \quad (8)$$

where ρ_{ibc} and ρ_{obc} are the central density of the inner and outer bulge profiles and a_{ib} and a_{ob} are the corresponding characteristic core scales. Using this profile the rotational velocity is:

$$v_b^2(r) = \frac{GM_{ib}}{a_{ib}} \frac{F(x)}{x} + \frac{GM_{ob}}{a_{ob}} \frac{F(y)}{y}, \quad (9)$$

where we define $x = r/a_{ib}$, $y = r/a_{ob}$, $M_{ib} = 8\pi a_{ib}^3 \rho_{ibc}$ and $M_{ob} = 8\pi a_{ob}^3 \rho_{obc}$ are the total mass for the inner and the outer bulges. The function $F(z)$ defines as:

$$F(z) = 1 - e^{-z} \left(1 + z + \frac{z^2}{2}\right). \quad (10)$$

Figure (2) shows the rotation curve of the MW [48, 49] where from one hand, we will use the two bulge model to fit the observational data and from the other hand we will apply the FDM to explain the extra peak in the rotation curve of the galaxy without need to use the second bulge model.

B. The Disk

The MW galaxy has a baryonic matter disk which can be approximated by an exponential function. The surface mass density of disk [52] in the cylindrical coordinate is given by:

$$\Sigma_d(R) = \Sigma_0 e^{-\frac{R}{a_d}}, \quad (11)$$

in which the Σ_0 is the central value of the profile and a_d , the characteristic radius of the disk. The rotational velocity corresponding to the mass profile is

$$v_d(R) = \sqrt{\frac{GM_d}{a_d}} D(y) \quad (12)$$

Where $y = r/a_d$, and $M_d = 2\pi\Sigma_0 a_d^2$ is the total mass of the disk and the function $D(y)$ is defined as:

$$D(y) = \left(\frac{y}{\sqrt{2}}\right) \sqrt{I_0\left(\frac{y}{2}\right)k_0\left(\frac{y}{2}\right) - I_1\left(\frac{y}{2}\right)k_1\left(\frac{y}{2}\right)} \quad (13)$$

The functions I_i and k_i are the first and second kinds of modified Bessel functions, respectively [53].

C. Central Supermassive Black hole

It is believed that there is a supermassive black hole at the center of the MW known as the Sagittarius A^* with the mass of $M \sim 4 \times 10^6 M_\odot$ [54–56]. This black hole dominates the dynamics of the rotation curve in inner regions and causes an increase of the rotation curve in the center of the MW galaxy.

D. Dark Matter

1. Cold Dark Matter

Dark matter is the dominant mass component in the universe. Even though in the MW, the central region is composed of baryonic matter mainly, in the outer region the rotation curve is mostly obtained from the dark matter mass density. For the cold dark matter, the well-known mass density profile is NFW profile which is [57]:

$$\rho(r) = \frac{\rho_H}{R(1+R)^2}, \quad (14)$$

where ρ_H is the characteristic density and R is defined as $R = r/R_H$, in which R_H is the characteristic radius of the halo. So the enclosed mass within the radius r is:

$$M_h(r) = 4\pi\rho_H R_H^3 [\ln(1+R) - \frac{R}{1+R}], \quad (15)$$

where the rotational velocity obtain from $v_h^2(r) = GM_h(r)/r$.

2. Fuzzy Dark Matter

The FDM mass density profile consists of a core and a transition to the NFW profile, where using equation (3) the rotational velocity of the core can be obtained. Inside the core, using relation (3) the rotational velocity is

$$v_{rot}^2 = \frac{4\pi G \rho_0}{r} I_1, \quad (16)$$

where

$$I_1 = \sum_{n=0}^6 \frac{a_n r_c^2 r \left(\frac{r}{r_c}\right)^{2n}}{(1 + .091 \left(\frac{r}{r_c}\right)^2)^7} + a_7 r_c^3 \arctan(a_8 \frac{r}{r_c}), \quad (17)$$

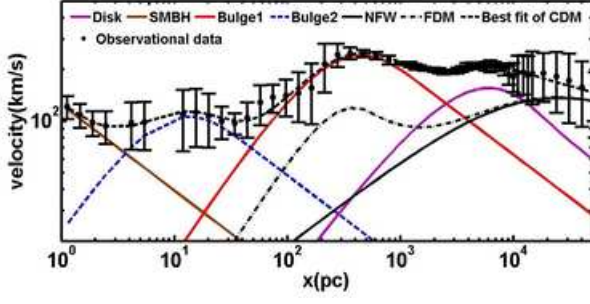


FIG. 2: Data are the rotation curve of the MW. The theoretical rotation curve of MW from the NFW and FDM models. The overall rotation curve of the CDM model (dashed black line) results from the contribution of the central black hole (solid brown line), disk (solid pink line), bulge 1 (solid red line), bulge 2 (dashed blue line), NFW halo (solid black line). The FDM rotation curve is plotted with the dashed-dotted black line. Here we adapt the mass of FDM to be $m = 8.1 \times 10^{-23}$ eV [38]. The parameters of CDM and FDM is given in Table (I).

TABLE I: The best values of the NFW model from fitting with the rotation curve of the Milky Way galaxy. The dashed line in Figure (II) represents the best fit to the rotation curve with normalized χ^2_N is 0.0209. The last row is not entered in the fitting process to the rotation curve. We use this parameter to calculate the rotation curve from the solitonic part of the FDM structure in Figure (II).

Mass component	Mass (M_\odot)	characteristic length scale (kpc)
Super massive black hole	$3.6^{+2.8}_{-2.0} \times 10^6$	
Inner bulge	$5.4^{+5.0}_{-3.8} \times 10^7$	$0.0040^{+0.0094}_{-0.0018}$
Main bulge	$9.4 \pm 0.6 \times 10^9$	$0.134^{+0.029}_{-0.026}$
Disk	$4.1 \pm 0.5 \times 10^{10}$	$2.830^{+0.230}_{-0.190}$
Dark matter (NFW)	$8 \pm 2 \times 10^{11} (r < 1 \text{ Mpc})$	12.0 ± 2
Solitonic core ($8.1 \times 10^{-23} \text{ eV}$)	$M_c = 4.1 \times 10^9$	0.2

in which the parameters are $a_0 = -0.1771$, $a_1 = 0.2259$, $a_2 = 0.3907$, $a_3 = 0.0030$, $a_4 = 0.0002$, $a_5 = 7.3664 \times 10^{-6}$, $a_6 = 1.0055 \times 10^{-7}$, $a_7 = 0.5870$ and $a_8 = 0.3017$. For the outer region, we use the relation (6) which considers the ordinary phase of FDM.

IV. COMPARISON BETWEEN THE FDM AND NFW COLD DARK MATTER MODELS

In this section, we compare the two models of standard NFW Dark Matter and FDM for the rotation curve of MW. Figure (2) represents the rotation curves resulting from the cold dark matter halo and that of FDM. Here we adapt the mass of FDM particles to be $m = 8.1 \times 10^{-23}$ eV [38]. The rotation curve is not consistent with the

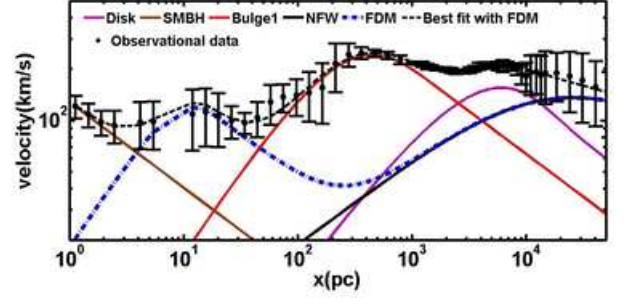


FIG. 3: Data is the rotation curve of the MW. The dashed line is the theoretical rotation curve of the Galaxy in FDM with the best fit to the observed data. From the best fit we find $m = 2.5^{+3.6}_{-2.0} \times 10^{-21} \text{ eV}$. The inner bump of the MW rotation curve can be explained with the FDM without need the second bulge as used in the NFW model. The best values of the parameters of the FDM model are given in Table (II).

CDM model at the inner bulge of the MW and we need to add a second bulge with the mass of $5.4 \times 10^7 M_\odot$ with the characteristic size of 4.1 pc. This structure results in an additional contribution to the rotation curve of the central part of the Galaxy as indicated by the dashed blue line in Figure (2). The dashed black line in this figure represents the rotation curve from the NFW model. In order to fit the observational data, we let the parameter of CDM to be free and taking into account the second bulge structure, we find the best parameters as indicated in Table (I). Our results for NFW parameters are almost consistent with the values in [48, 49].

In what follows we let the mass of FDM be a variable parameter whereby increasing the mass of FDM, the rotation curve in Figure (2) shifts to the left side of the diagram. Due to a natural bump in the rotation curve of FDM, we examine the possibility of replacing the contribution of the second bulge with the contribution of FDM in the rotation curve. We again let the parameters of the CDM and FDM to be free parameters and find the best values for these two models. The results are given in Table (II). Figure (3) shows the rotation curve for the best values of FDM. Figure (4) represents the dependence of the χ^2 to the mass of FDM. Here we find the best value for the mass of FDM to be $m = 2.5^{+3.6}_{-2.0} \times 10^{-21} \text{ eV}$ with corresponding one sigma error. With this mass for the FDM, we can fit the rotation curve of Galaxy close to the Galactic core without need to take into account the extra component to the bulge structure.

V. SUMMARY AND CONCLUSION

In this work, we used the Milky Way rotation curve to examine the FDM with the observational data. Also, we compare it with the conventional Galactic model with the structures of one disk, two bulges (inner and outer), central black hole and a halo with the NFW profile. The

TABLE II: The best values of the FDM model from fitting with the rotation curve of the Milky Way galaxy. The dashed line in Figure (III) represents the best fit to the rotation curve with normalized $\chi^2_N = 0.0214$.

Mass component	Mass(M_\odot)	characteristic length scale(kpc)
Super massive black hole	$3.8^{+2.7}_{-2.1} \times 10^6$	
Main bulge	$9.4 \pm 0.6 \times 10^9$	$0.133^{+0.030}_{-0.026}$
Disk	$4.1 \pm 0.5 \times 10^{10}$	$2.830^{+0.230}_{-0.190}$
Dark matter (NFW)	$8 \pm 2 \times 10^{11} (r < 1Mpc)$	12.0 ± 2
Solitonic core ($2.5^{+3.6}_{-2.0} \times 10^{-21} \text{eV}$)	$M_c = 1.2^{+1.7}_{-1.0} \times 10^{10}$	$0.006^{+0.002}_{-0.004}$

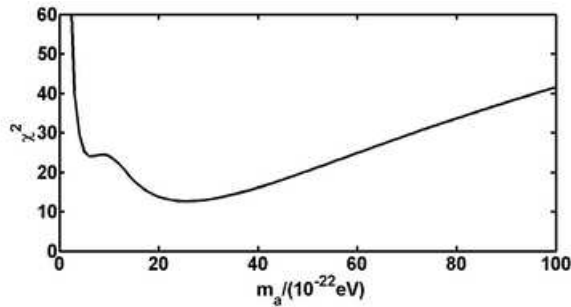


FIG. 4: χ^2 parameter as a function of mass of FDM particle from fitting to the rotation curve of Galaxy. The best value of this mass is $m = 2.5^{+3.6}_{-2.0} \times 10^{-21} \text{eV}$.

inner bulge is needed in this model to generate the central bump in the rotation curve of the MW. We have shown that using the FDM as the dark halo structure not only produces the correct rotation curve at the outer parts of the Galaxy, also it can play the role of the central bulge to produce the same bump profile in the rotation curve of the Galaxy.

From the best fit to the rotation curve of MW, we find the parameters of luminous components and halo in both NFW and FDM halo models. From the best fit, we obtain the mass of the FDM to be $m = 2.5^{+3.6}_{-2.0} \times 10^{-21} \text{eV}$ with the core mass of $M_c = 1.2 \times 10^{10} M_\odot$. Using the continuity condition for the mass profile of the core and the outer halo where dark matter transits from the BEC at the central part of halo to the NFW state puts a lower bound of $m \geq 10^{-23} \text{eV}$ for the mass of FDM particles.

Acknowledgments

SB is partially supported by Abdus Salam International Center of Theoretical Physics (ICTP) under the junior associateship scheme during this work. This research is supported Sharif University of Technology Office of Vice President for Research under Grant No. G960202

-
- [1] J.H. Oort et al., “Observational evidence confirming Lindblad’s hypothesis of a rotation of the galactic system” *Bulletin of the Astronomical Institutes of the Netherlands*, **3**, 275 (1927)
 - [2] B. Lindblad, “On the state of motion in the galactic system” *Monthly Notices of the Royal Astronomical Society*, **87**, 553 (1927)
 - [3] W. H. Babcock, “The rotation of the Andromeda Nebula” *Lick Observatory Bulletin*, **19**, 41 (1939)
 - [4] J. de Swart, G. Bertone and J. van Dongen, “How Dark Matter Came to Matter,” *Nature Astron.* **1**, 0059 (2017) doi:10.1038/s41550017-0059, 10.1038/s41550-017-0059 [arXiv:1703.00013 [astro-ph.CO]].
 - [5] C. K. Freeman, “On the disks of spiral and S0 galaxies” *The Astrophysical Journal* **160**, 811 (1970).
 - [6] V. C. Rubin, Jr. Ford, W Kent, “Rotation of the Andromeda nebula from a spectroscopic survey of emission regions” *The Astrophysical Journal* **159**, 379 (1970).
 - [7] F. Zwicky, “Die rotverschiebung von extragalaktischen nebeln” *Helvetica Physica Acta* **6**, 110 (1933).
 - [8] F. D. Kahn and L. Woltjer, “Intergalactic Matter and the Galaxy.” *The Astrophysical Journal* **130**, 705 (1959).
 - [9] T. Page, “Masses of the double galaxies.” *The Astronomical Journal* **64**, 53 (1959).
 - [10] P.J.E. Peebles, “Principles of physical cosmology.” Princeton University Press (1993).
 - [11] G. Bertone, D. Hooper and J. Silk, “Particle dark matter: Evidence, candidates and constraints.” *Physics Reports* **405**, no. 5-6, 279 (2005).
 - [12] M. Milgrom, “A modification of the Newtonian dynamics as a possible alternative to the hidden mass hypothesis.” *The Astrophysical Journal* **270**, 365 (1983).
 - [13] J. W. Moffat, “Scalar-tensor-vector gravity theory,” *JCAP* **0603**, 004 (2006) doi:10.1088/1475-7516/2006/03/004 [gr-qc/0506021].
 - [14] J. W. Moffat and S. Rahvar, “The MOG weak field approximation and observational test of galaxy rotation curves,” *Mon. Not. Roy. Astron. Soc.* **436**, 1439 (2013) doi:10.1093/mnras/stt1670 [arXiv:1306.6383 [astro-ph.GA]].
 - [15] J. W. Moffat and S. Rahvar, “The MOG weak field approximation II. Observational test of Chandra X-ray cluster,” *Mon. Not. Roy. Astron. Soc.* **441**, no. 4, 3724 (2014) doi:10.1093/mnras/stu855 [arXiv:1309.5077 [astro-ph.CO]].
 - [16] N. Aghanim *et al.* [Planck Collaboration], “Planck 2018 results. VI. Cosmological parameters,” arXiv:1807.06209 [astro-ph.CO].
 - [17] R. Bernabei *et al.*, “Dark matter search,” *Riv. Nuovo Cim.* **26N1**, 1 (2003) [astro-ph/0307403].

- [18] M. Markevitch *et al.*, “Direct constraints on the dark matter self-interaction cross section from the merging galaxy cluster 1E 0657–56” *The Astrophysical Journal* **606**, no. 2, 819 (2004)
- [19] V. Springel *et al.*, “Simulations of the formation, evolution and clustering of galaxies and quasars” *Nature* **435**, no. 7042, 629 (2005)
- [20] D. H. Weinberg, J. S. Bullock, F. Governato, R. Kuzio de Naray and A. H. G. Peter, “Cold dark matter: controversies on small scales,” *Proc. Nat. Acad. Sci.* **112**, 12249 (2015) doi:10.1073/pnas.1308716112 [arXiv:1306.0913 [astro-ph.CO]].
- [21] R. A. Flores and J. R. Primack, “Observational and theoretical constraints on singular dark matter halos,” *Astrophys. J.* **427**, L1 (1994) doi:10.1086/187350 [astro-ph/9402004].
- [22] B. Moore, T. R. Quinn, F. Governato, J. Stadel and G. Lake, “Cold collapse and the core catastrophe,” *Mon. Not. Roy. Astron. Soc.* **310**, 1147 (1999) doi:10.1046/j.1365-8711.1999.03039.x [astro-ph/9903164].
- [23] A. A. Klypin, A. V. Kravtsov, O. Valenzuela and F. Prada, “Where are the missing Galactic satellites?,” *Astrophys. J.* **522**, 82 (1999) doi:10.1086/307643 [astro-ph/9901240].
- [24] M. Boylan-Kolchin, J. S. Bullock and M. Kaplinghat, “Too big to fail? The puzzling darkness of massive Milky Way subhaloes,” *Mon. Not. Roy. Astron. Soc.* **415**, L40 (2011) doi:10.1111/j.1745-3933.2011.01074.x [arXiv:1103.0007 [astro-ph.CO]].
- [25] E. Aprile *et al.* [XENON Collaboration], “First Dark Matter Search Results from the XENON1T Experiment,” *Phys. Rev. Lett.* **119**, no. 18, 181301 (2017) doi:10.1103/PhysRevLett.119.181301 [arXiv:1705.06655 [astro-ph.CO]].
- [26] W. Hu, R. Barkana and A. Gruzinov, “Cold and fuzzy dark matter,” *Phys. Rev. Lett.* **85**, 1158-1161 (2000) doi:10.1103/PhysRevLett.85.1158 [arXiv:astro-ph/0003365 [astro-ph]].
- [27] V. Avila-Reese, P. Colin, O. Valenzuela, E. D’Onghia and C. Firmani, “Formation and structure of halos in a warm dark matter cosmology,” *Astrophys. J.* **559**, 516 (2001) doi:10.1086/322411 [astro-ph/0010525].
- [28] M. Rocha, A. H. G. Peter, J. S. Bullock, M. Kaplinghat, S. Garrison-Kimmel, J. Onorbe and L. A. Moustakas, “Cosmological Simulations with Self-Interacting Dark Matter I: Constant Density Cores and Substructure,” *Mon. Not. Roy. Astron. Soc.* **430**, 81 (2013) doi:10.1093/mnras/sts514 [arXiv:1208.3025 [astro-ph.CO]].
- [29] F. Governato *et al.*, “Bulgeless dwarf galaxies and dark matter cores from supernova-driven outflows” *Nature* **463**, no. 7278, 203 (2010)
- [30] S. Garrison-Kimmel, M. Rocha, M. Boylan-Kolchin, J. Bullock and J. Lally, “Can Feedback Solve the Too Big to Fail Problem?,” *Mon. Not. Roy. Astron. Soc.* **433**, 3539 (2013) doi:10.1093/mnras/stt984 [arXiv:1301.3137 [astro-ph.CO]].
- [31] T. Nakama, J. Silk and M. Kamionkowski, “Stochastic gravitational waves associated with the formation of primordial black holes,” *Phys. Rev. D* **95**, no. 4, 043511 (2017) doi:10.1103/PhysRevD.95.043511 [arXiv:1612.06264 [astro-ph.CO]].
- [32] H. Kameli and S. Baghran, “Modified initial power spectrum and too big to fail problem,” arXiv:1912.12278 [astro-ph.CO].
- [33] C. G. Boehmer and T. Harko, “Can dark matter be a Bose-Einstein condensate?,” *JCAP* **0706**, 025 (2007) doi:10.1088/1475-7516/2007/06/025 [arXiv:0705.4158 [astro-ph]].
- [34] H. Y. Schive, M. H. Liao, T. P. Woo, S. K. Wong, T. Chiueh, T. Broadhurst and W.-Y. P. Hwang, “Understanding the Core-Halo Relation of Quantum Wave Dark Matter from 3D Simulations,” *Phys. Rev. Lett.* **113**, no. 26, 261302 (2014) doi:10.1103/PhysRevLett.113.261302 [arXiv:1407.7762 [astro-ph.GA]].
- [35] Z. Li, J. Shen and H. Y. Schive, “Testing the Prediction of Fuzzy Dark Matter Theory in the Milky Way Center,” doi:10.3847/1538-4357/ab6598 arXiv:2001.00318 [astro-ph.GA].
- [36] T. P. Woo and T. Chiueh, “High-Resolution Simulation on Structure Formation with Extremely Light Bosonic Dark Matter,” *Astrophys. J.* **697**, 850 (2009) doi:10.1088/0004-637X/697/1/850 [arXiv:0806.0232 [astro-ph]].
- [37] J. W. Lee and S. Lim, “Minimum mass of galaxies from BEC or scalar field dark matter,” *JCAP* **1001**, 007 (2010) doi:10.1088/1475-7516/2010/01/007 [arXiv:0812.1342 [astro-ph]].
- [38] H. Y. Schive, T. Chiueh and T. Broadhurst, “Cosmic Structure as the Quantum Interference of a Coherent Dark Wave,” *Nature Phys.* **10**, 496 (2014) doi:10.1038/nphys2996 [arXiv:1406.6586 [astro-ph.GA]].
- [39] A. Maleki, S. Baghran and S. Rahvar, “Investigation of two colliding solitonic cores in Fuzzy Dark Matter models,” *Phys. Rev. D* **101**, no. 2, 023508 (2020) doi:10.1103/PhysRevD.101.023508 [arXiv:1911.00486 [astro-ph.CO]].
- [40] E. Kendall and R. Easther, “The Core-Cusp Problem Revisited: ULDM vs. CDM,” arXiv:1908.02508 [astro-ph.CO].
- [41] N. Bar, D. Blas, K. Blum and S. Sibiryakov, “Galactic rotation curves versus ultralight dark matter: Implications of the soliton-host halo relation,” *Phys. Rev. D* **98**, no. 8, 083027 (2018) doi:10.1103/PhysRevD.98.083027 [arXiv:1805.00122 [astro-ph.CO]].
- [42] L. Hui, J. P. Ostriker, S. Tremaine and E. Witten, “Ultralight scalars as cosmological dark matter,” *Phys. Rev. D* **95**, no. 4, 043541 (2017) doi:10.1103/PhysRevD.95.043541 [arXiv:1610.08297 [astro-ph.CO]].
- [43] J. W. Lee, “Brief History of Ultra-light Scalar Dark Matter Models,” *EPJ Web Conf.* **168**, 06005 (2018) doi:10.1051/epjconf/201816806005 [arXiv:1704.05057 [astro-ph.CO]].
- [44] A. Paredes and H. Michinel, “On Nonlinear Schrödinger Equation as a Model for Dark Matter” *Nonlinear Systems*, Vol. 1, 145, (2018).
- [45] A. Navarrete, A. Paredes, J. R. Salgueiro and H. Michinel, “Spatial solitons in thermo-optical media from the nonlinear Schrödinger-Poisson equation and dark-matter analogs,” *Phys. Rev. A* **95**, no. 1, 013844 (2017) doi:10.1103/PhysRevA.95.013844 [arXiv:1703.09095 [physics.optics]].
- [46] V. H. Robles, J. S. Bullock and M. Boylan-Kolchin, *Mon. Not. Roy. Astron. Soc.* **483**, no. 1, 289 (2019) doi:10.1093/mnras/sty3190 [arXiv:1807.06018 [astro-ph.CO]].

- [47] X. Du, C. Behrens and J. C. Niemeyer, “Substructure of fuzzy dark matter haloes,” *Mon. Not. Roy. Astron. Soc.* **465**, no. 1, 941 (2017) doi:10.1093/mnras/stw2724 [arXiv:1608.02575 [astro-ph.CO]].
- [48] Y. Sofue , “Rotation and mass in the Milky Way and spiral galaxies,” *Publications of the Astronomical Society of Japan* **69**, 1 (2017).
- [49] Y. Sofue , ” Rotation curve and mass distribution in the galactic center from black hole to entire galaxy,” *Publications of the Astronomical Society of Japan* **65.6**, 118 (2013).
- [50] G. de Vaucouleurs, “Photoelectric photometry of the Andromeda nebula in the UBV system” *The Astrophysical Journal* **128**, 465 (1958).
- [51] Y. Sofue , ” Unified Rotation Curve of the Galaxy – Decomposition into de Vaucouleurs Bulge, Disk, Dark Halo, and the 9-kpc Rotation Dip –” *Publications of the Astronomical Society of Japan* **61**, no.2 , 227 (2009).
- [52] H. Mo, F. Van den Bosch and S. White, “Galaxy formation and evolution” Cambridge University Press (2010).
- [53] J. Binney and S. Tremaine, “Galactic Dynamics: Second Edition.” Princeton University Press (2008).
- [54] A. M. Ghez, B. L. Klein, M. Morris and E. E. Becklin, EE, “High proper-motion stars in the vicinity of Sagittarius A*: Evidence for a supermassive black hole at the center of our galaxy” *The Astrophysical Journal* **509**, no.2 , 678 (1998).
- [55] R. Narayan, I. Yi and R. Mahadevan Klein, “Explaining the spectrum of Sagittarius A* with a model of an accreting black hole” *Nature* **374**, no.6523 , 623 (1995).
- [56] Avery E. Broderick, et al., “Evidence for low black hole spin and physically motivated accretion models from millimeter-VLBI observations of Sagittarius A.” *The Astrophysical Journal* **735.2**, 110 (2011).
- [57] J. F. Navarro, C. S. Frenk and S. D. M. White, “Simulations of x-ray clusters,” *Mon. Not. Roy. Astron. Soc.* **275**, 720 (1995) doi:10.1093/mnras/275.3.720 [astro-ph/9408069].