

Spacetime development of in-medium hadronization: Scenario for leading hadrons

B. Guiot* and B. Z. Kopeliovich†

Departamento de Física, Universidad Técnica Federico Santa María; Casilla 110-V, Valparaiso, Chile

Abstract

We present a perturbative QCD based model for vacuum and in-medium hadronization. The effects of induced energy loss and nuclear absorption have been included. The main objective is the determination of the relative contribution of these mechanisms to the multiplicity ratio observable, measured in semi-inclusive deep-inelastic scattering off deuterium and nuclear targets. This is directly related to the determination of the production length, Lp , necessary for a quark to turn into a prehadron. We compare our results with HERMES data for multiplicity ratio and p_t -broadening, and show that the description of the whole data set, keeping the model parameters fixed, puts strong constraints on Lp . Contrary to induced-energy-loss based models, we find an important contribution from nuclear absorption at HERMES energies. Finally, we discuss some consequences of our study for the LHC physics, and we present the model predictions for the future EIC experiment.

arXiv:2001.00974v2 [hep-ph] 1 Jul 2020

*benjamin.guiot@usm.cl

†boris.kopeliovich@usm.cl

Contents

1	Introduction	2
2	Our model	4
2.1	pQCD based hadronization	4
2.2	Vacuum energy loss	6
2.3	Fragmentation function	7
2.4	In-medium hadronization	8
2.5	Dipole size evolution at $l < Lp$	11
3	Induced energy loss	12
3.1	p_t -broadening and induced energy loss	12
3.2	Note on induced-energy-loss based models	13
4	Results for the HERMES multiplicity ratio : π^+	14
5	More results: Kaons and 2 dimensional multiplicity ratios	17
6	Consequences for the LHC	18
7	Predictions for the future EIC experiment	21
8	Conclusion	22

1 Introduction

Hadronization is a complex process which can be partially described by perturbative QCD (pQCD). In the presence of a medium, this process is modified, and studying in details the modification of the hadron spectra allows the extraction of the medium properties. At typical example is the jet quenching at the LHC in Pb-Pb collisions, which can be used to estimate the size of the quark-gluon plasma (QGP).

In the opposite, a medium with known properties can be used for the study of the spacetime development of hadronization. One crucial quantity is the production length, Lp , corresponding to the length necessary for the quark to turn into a colorless prehadron. For the extraction of this quantity, the best observable is the hadron production in semi-inclusive deep-inelastic scattering (SIDIS) off nuclei. The idea is that, in the presence of the nuclear medium, two new phenomena appear: induced energy loss and nuclear absorption. The former is related to elastic collisions of the propagating quark, the latter to the inelastic collision of the prehadron with a nucleon, see figure 1. These effects depend on Lp and modify the hadron spectra, but not in the same way.

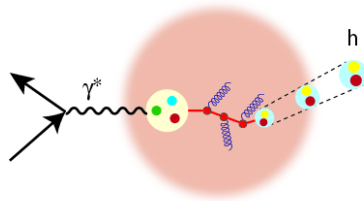


Figure 1: Propagation of a quark in the nucleus. After a length Lp , it turns into a color-singlet prehadron. During the quark propagation, gluons are emitted due to vacuum and induced energy loss.

Then, studying in details the modification of the hadron spectra allows to estimate the contributions of induced energy loss and nuclear absorption, and consequently, the extraction of Lp .

In the next section, we will argue that $Lp \propto (1 - z)\nu$, with z the photon energy fraction carried by the hadron. There are consequently two asymptotics, leading to special cases. When $\nu \rightarrow \infty$ and $z < 1$, $Lp \rightarrow \infty$. In this case, the prehadron is formed outside the nucleus and there is no nuclear absorption. This is one of the reasons why several SIDIS experiments are done at medium/low energies. The second special case is $z = 1$, leaving no room for vacuum or induced energy loss, see section 3.2 for a more detailed discussion.

Two important observables are the p_t -broadening (see section 3.1), generally attributed to the elastic collisions of the propagating quark with the medium, and the multiplicity ratio:

$$R_A^h(z, Q^2, \nu) = \frac{\frac{1}{N_A^e} \frac{dN_A^h}{d\nu dz dQ^2}}{\frac{1}{N_D^e} \frac{dN_D^h}{d\nu dz dQ^2}} \simeq \frac{D_A^h(z, Q^2, \nu)}{D^h(z, Q^2, \nu)}. \quad (1)$$

This is the ratio of the number of hadron h observed for nucleus and deuterium targets. These numbers are normalized by the respective number of electrons. The functions D and D^A are the in-vacuum and the in-medium fragmentation functions, respectively. At large z , the multiplicity ratio quantifies the hadron suppression due to the presence of the nuclear medium. These two observables have been measured in particular by the EMC [9], HERMES [10–12], and CLAS¹ experiments.

Among the published models², we can distinguish two categories. The first one is formed by induced energy loss based models, e.g [1, 2], which do not take into account the nuclear absorption. The main conclusion of these papers is that a reasonable description of SIDIS data can be achieved with induced energy loss alone, implying a negligible role of nuclear absorption. The second category contains models whose prime concern is the nuclear absorption [4–8]. Note that some of these models also include induced energy loss. Their conclusions is that nuclear absorption plays an important role at moderate/low energies.

Energy loss and nuclear absorption are complementary, but no consensus has been reached on the respective quantitative contributions. However, answering this is necessary in order to get a numerical estimate of the production length, Lp , and a clearer picture of in-medium hadronization.

The main goals of this paper are:

1. The creation of a model, including both induced energy loss and nuclear absorption, able to reproduce HERMES data for the multiplicity ratio and the p_t -broadening (for the leading quark, $z > 0.5$).
2. The study of the relative contributions for these two mechanisms, as well as their kinematical dependence.

At terms, the goal would be to make the code public. The second objective is of direct interest for the LHC physics, for instance for the J/ψ production in p-Pb collision. We will discuss more in details the consequences of our study for the LHC physics in section 6.

The paper is structured as follows. In section 2, we present our pQCD based model for vacuum and in-medium hadronization. We give an explicit expression for the production length, Lp , and we discuss in details the implementation of vacuum energy loss and nuclear absorption. Section 3 is devoted to induced energy loss and p_t -broadening, which are closely related. We compare our calculations with HERMES data for p_t -broadening [12] and we give more details on induced energy loss based models. In sections 4 and 5, we compare

¹CLAS data are not published yet.

²Published models focus on the multiplicity ratio. It seems that we are among the first to publish a model giving a reasonably good description of HERMES data for p_t -broadening.

our calculations with HERMES data for multiplicity ratio. We will see that the whole set of HERMES data put strong constraint on Lp , showing an important contribution of nuclear absorption. In our knowledge, this is the first time a theoretical paper able to describe both multiplicity ratios and p_t -broadening is published. In section 6, we discuss some possible implications of our work for the LHC. Finally, we show our predictions for the future EIC experiment in section 7.

2 Our model

After propagating through the nucleus on a length Lp , called the production length, the kicked quark turns on to a color singlet dipole. If this pre-hadronization process happens inside the nucleus, the dipole can be “absorbed” by the medium, due to an inelastic collision with a nucleon. This effect leads to a reduction (enhancement) of the hadron spectra at large (small) z . The fragmentation variable, z , is defined by:

$$z = \frac{E_h}{\nu}, \quad (2)$$

with E_h and ν the hadron and photon energies in the laboratory frame. In this section, we present our model with its assumptions, and we derive the expressions for the production length, the vacuum and the in-medium fragmentation function. We will first focus on the implementation of the nuclear absorption, leaving the discussion of induced energy loss for section 3.

2.1 pQCD based hadronization

The hadronization of the leading hadron is based on the Berger model [14], modified by higher order considerations [15]. In the Born approximation, the leading quark emits a gluon which splits into a $q\bar{q}$ pair. The leading hadron is formed by the binding of the anti-quark the leading quark. This mechanism is illustrated in figure 2. The z -axis is defined by the photon direction. To a good approximation, it corresponds also to the direction

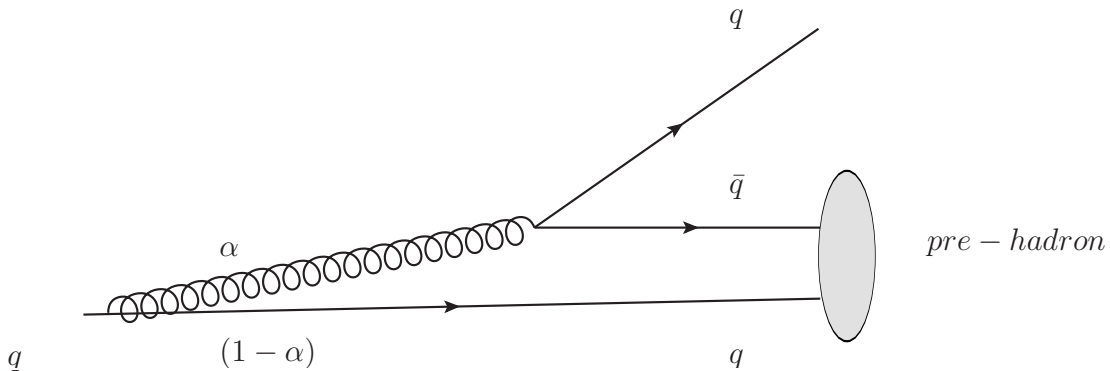


Figure 2: Berger mechanism of leading pion production in Born approximation. α is the quark energy fraction taken by the gluon.

of the leading quark. In the limit $(1-z) \ll 1$ and $k_t \ll Q^2$, with Q^2 the usual DIS variable and k_t the gluon transverse momentum relative to the photon, the pion fragmentation function reads:

$$\frac{\partial D^{Born}}{\partial k_t^2}(z, k_t^2) \propto \frac{(1-z)^2}{k_t^4}. \quad (3)$$

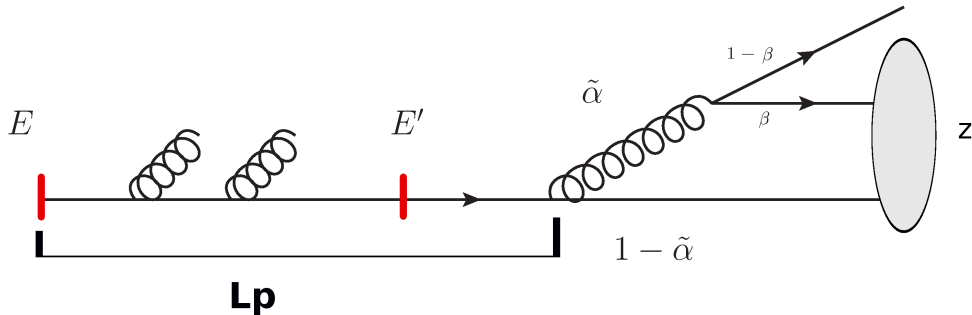


Figure 3: Berger mechanism with energy loss $\Delta E = E - E'$. $\tilde{\alpha}$ is the quark energy fraction taken by gluon after energy loss ΔE .

In practice, we will consider $z > 0.5$ as large, even if the model is expected to be completely reliable for larger values, $z \gtrsim 0.7$. In this equation and in the following, we use proportional rather than equal because the normalization N of the fragmentation function D is not written. The factor N will also appear in the in-medium fragmentation function D_A , and will cancel in the ratio eq. (1). Taking into account energy loss (see figure 3), the pion fragmentation function at large z is given by [15]:

$$\frac{\partial D}{\partial k_t^2}(z, k_t^2) \propto \frac{(1 - \tilde{z})^2}{k_t^4}. \quad (4)$$

The energy loss results in a shift of the fragmentation variable z :

$$\tilde{z} = \frac{z}{1 - \Delta E/E}. \quad (5)$$

Here, E is the quark energy before energy loss, and $\Delta E = E - E'$ is the total energy loss. In the target frame³, the photon energy being much larger than the quark energy inside the target, we use $E = \nu$. An important variable, in our model and for the phenomenology, is the production length Lp of the color singlet dipole, which we choose to identify with the production length of the final gluon, splitting into the $q\bar{q}$ pair:

$$Lp = \frac{E'}{M_{virt}^2} = \frac{4(1 - \tilde{\alpha})\tilde{\alpha}E'}{k_t^2} \quad (6)$$

The relation between $\tilde{\alpha}$ and \tilde{z} is given by:

$$\tilde{z} = 1 - \tilde{\alpha}(1 - \beta), \quad (7)$$

with β the energy fraction for the splitting of the gluon into the $q\bar{q}$ pair, see figure 3. In order to keep the model simple, we will only retain the dominant kinematical configuration. At $\tilde{z} = 1$, it is given by $\tilde{\alpha} = 0$, because of the splitting function:

$$P_{gq}(\tilde{\alpha}) = C_F \frac{1 + (1 - \tilde{\alpha})^2}{\tilde{\alpha}} \quad (8)$$

for the gluon emission off a quark. In the case $\tilde{z} = 0.5$, equation (7) imposes the lower bound $\tilde{\alpha} > 0.5$. The probability for a given configuration is proportional to $P_{gq}(\tilde{\alpha})P_{qg}(\beta)$, where the second splitting function, for $g \rightarrow q\bar{q}$, reads:

$$P_{qg}(\beta) = T_R(\beta^2 + (1 - \beta)^2), \quad (9)$$

³Which is also the laboratory frame, since we will only consider fix-target experiments.

with $T_R = 1/2$. The dominant contribution is obtained for $\tilde{\alpha} = 0.5$ and $\beta = 0$. Looking at the relations:

$$\tilde{z} = 1; \tilde{\alpha} = 0 \quad (10)$$

$$\tilde{z} = 0.5; \tilde{\alpha} = 0.5, \quad (11)$$

we deduce that:

$$\tilde{z} = 1 - \tilde{\alpha}. \quad (12)$$

While it is exact for $z \rightarrow 1$, this is a rough approximation at $z = 0.5$. Inserting (12) in the expression for Lp gives:

$$Lp = \frac{4(1 - \tilde{z})\tilde{z}E'}{k_t^2} = \frac{4(1 - \tilde{z})zE}{k_t^2}, \quad (13)$$

where in the last equation, we used the definition of E' and \tilde{z} as a function of E and ΔE . Note that the energy loss gives a shorter production length ($\tilde{z} > z$). At $z = 1$, $Lp = 0$, in agreement with other estimations of the production length based on the Lund model [3, 4]. This behavior is expected from energy-conservation considerations. The fact that, on average, a propagating color charge loses energy, directly implies that the production length should be zero at $z = 1$. In terms of Lp , the fragmentation function is:

$$\frac{\partial D}{\partial Lp}(z, E, Q^2, Lp) \propto \frac{1 - \tilde{z}}{4zE}. \quad (14)$$

It depends on Lp and Q^2 only through \tilde{z} . This fragmentation function could be supplemented by a Sudakov factor, similarly to what has been done in [15]. However, the low Q^2 reached at HERMES, and the partial cancellation of the Sudakov factor in the multiplicity ratio make the implementation of this function unnecessary. We checked that its implementation does not affect the results presented in this paper.

2.2 Vacuum energy loss

The perturbative contribution is given by:

$$\Delta E_{pert}(L, z, Q^2) = E \int_{\lambda^2}^{Q^2} dq_t^2 \int_0^1 d\beta \beta \frac{dn_g}{dq_t^2 d\beta} \Theta(L - l_c^g) \Theta(1 - z - \beta), \quad (15)$$

with $\lambda = 0.7$ GeV a cut-off (see [15]), q_t the gluon transverse momentum, and β the energy fraction taken by the radiated gluon. The last step function maintains energy conservation; none of the emitted gluons can have energy bigger than $(1 - z)E$. The first step function takes into account gluons radiation time:

$$l_c^g = \frac{2\beta E}{q_t^2}. \quad (16)$$

A gluon can be emitted only if the quark has traveled a distance L larger than l_c^g . The gluon number distribution reads:

$$\frac{dn_g}{dq_t^2 d\beta}(\beta, q_t) = \frac{2\alpha_s(q_t^2)}{3\pi} \frac{1 + (1 - \beta)^2}{\beta q_t^2}. \quad (17)$$

After changing the variable q_t for l_c we have:

$$\frac{dn_g}{dl_c^g d\beta}(\beta, l_c^g) = \frac{2\alpha_s(\mu^2)}{3\pi} \frac{1 + (1 - \beta)^2}{\beta l_c^g}, \quad (18)$$

with the scale in α_s given by:

$$\mu^2 = \frac{2E\beta(1 - \beta)}{l_c^g} \quad (19)$$

For α_s , we use the 1-loop result, with a saturated value:

$$\alpha_s(Q^2) = \min \left[\frac{12\pi}{(33-6) \ln \left(\frac{Q^2}{\lambda_{QCD}^2} \right)}, 0.4 \right]. \quad (20)$$

A saturated value for the strong coupling constant is for instance discussed in Ref. [16]. Using Eq. (18), the perturbative energy loss can be written:

$$\Delta E_{pert}(L, z, Q^2) = E \int_{\lambda/E}^{1-z} d\beta \int_{l_{min}}^{l_{max}} dl \beta \frac{dn_g}{dl d\beta}, \quad (21)$$

with the integration limits:

$$l_{min} = \frac{2E\beta}{Q^2}, \quad l_{max} = \min \left[\frac{2E\beta}{\lambda^2}, L \right]. \quad (22)$$

For $L > 2E\beta/\lambda^2$, none of the previous bounds depend on L , and the amount of perturbative energy loss stays constant. In other words, the process of perturbative energy loss stops after a distance

$$L_{max} = \frac{2E(1-z)}{\lambda^2}, \quad (23)$$

where we used the fact that $\beta < 1-z$. For a more efficient numerical calculation, we apply the transformation $l \rightarrow l/2E\beta$, giving:

$$l_{min} = \frac{1}{Q^2}, \quad l_{max} = \min \left[\frac{1}{\lambda^2}, \frac{L}{2E\beta} \right]. \quad (24)$$

Non-perturbative energy loss, related to color flux tubes, is based on the second model in Ref. [15]. The typical potential energy due to color flux tubes, or color strings, rises linearly with the distance. Conservation of the total energy then implies a linear decrease of the kinetic energy

$$\left. \frac{dE_{np}}{dL} \right|_{\text{string}} = -\kappa, \quad (25)$$

where κ , the string tension, is taken to 1 GeV/fm. In [15], a more realistic model is used, where the behavior at small distance has been modified:

$$\left. \frac{dE_{np}(L < E/2\lambda^2)}{dL} \right|_{\text{string}} = -\frac{2\lambda^2}{E} L\kappa, \quad (26)$$

leading to:

$$\Delta E_{np}(L, z) = \kappa \frac{\lambda^2 L^2}{E} \Theta(L_{max} - L) + \left[\kappa \frac{\lambda^2 L_{max}^2}{E} + \kappa(L - L_{max}) \right] \Theta(L - L_{max}), \quad (27)$$

with L_{max} defined in Eq. (23). The vacuum energy loss is given by the sum of the perturbative and non-perturbative contributions. We stop the process when ΔE reaches the values of $(1-z)E$. The induced energy loss will be discussed later, in section 3.1.

2.3 Fragmentation function

In order to compare with data, one has to integrate the differential fragmentation function (14) over the production length Lp :

$$D(z, Q^2, E) \propto \int_{Lp_{min}}^{Lp_{max}} dLp \frac{\partial D}{\partial Lp}(z, Q^2, E, Lp), \quad (28)$$

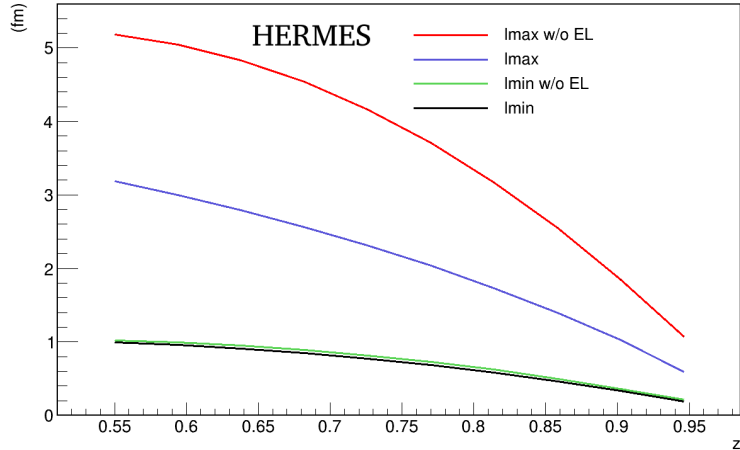


Figure 4: Lp_{max} and Lp_{min} , in fm, with and without vacuum energy loss. The effect of energy loss is larger for Lp_{max} . We used $E = 13$ GeV and $Q^2 = 2.5$ GeV².

with Lp_{min} and Lp_{max} given by the equations :

$$Lp_{min} = \frac{4Ez(1 - \tilde{z}(Lp_{min}))}{Q^2} ; Lp_{max} = \frac{4Ez(1 - \tilde{z}(Lp_{max}))}{\lambda^2}. \quad (29)$$

Since $\tilde{z} < z$, we see that the production length is shorted by energy loss. These equations are solved numerically and solutions are plotted as a function of z in figure 4. In the same figure, we show the solution in the Born approximation (no energy loss). As expected, everything goes to zero when $z \rightarrow 1$.

Figure 5 displays the fragmentation function (28) obtained with and without energy loss. The absolute normalization has not been computed. We observe that with energy loss, the slope of the fragmentation function is softer. Quantitatively, the effect does not seem to be important for the vacuum fragmentation function.

2.4 In-medium hadronization

The nuclear fragmentation function is simply the convolution of the vacuum fragmentation function, equation (14), with a suppression factor :

$$D^A(z, Q^2, E) \propto \frac{1}{A} \int d^2b \int dz_l \rho(b, z_l) \int_{Lp_{min}}^{Lp_{max}} dLp \frac{\partial D}{\partial Lp}(z, Q^2, E, z_l, z_l + Lp) Tr(z, Q^2, E, b, z_l + Lp, \infty). \quad (30)$$

Here b is the two dimensional impact parameter and ρ the nuclear density, taken from [17]. z_l is the longitudinal coordinate of the DIS process and Tr the suppression factor due to dipole absorption by the nuclear medium. Our calculations include the induced energy loss, Eq.(61), due to the quark propagation from z_l to $z_l + Lp$. It explains the dependence of the fragmentation function $\partial D/\partial Lp$ on z_l in Eq. (30) (this variable is absent in Eq. (14), for the in-vacuum case). Then, the dipole is formed at $z_l + Lp$ and can be absorbed during its propagation, with a probability which depends of course on the nuclear density. In the approximation where the dipole size is frozen during its travel throughout the nucleus, the survival probability, which we also call nuclear transparency, is given by [18] :

$$Tr(z, Q^2, E, b, z_1, z_2) = \left| \frac{\langle \psi_h(r_t) | \exp[-(1/2)\sigma_{\bar{q}q}(r_t)T_A(b, z_1, z_2)] | \psi_{\bar{q}q}(r_t) \rangle}{\langle \psi_h(r_t) | \psi_{\bar{q}q}(r_t) \rangle} \right|^2. \quad (31)$$

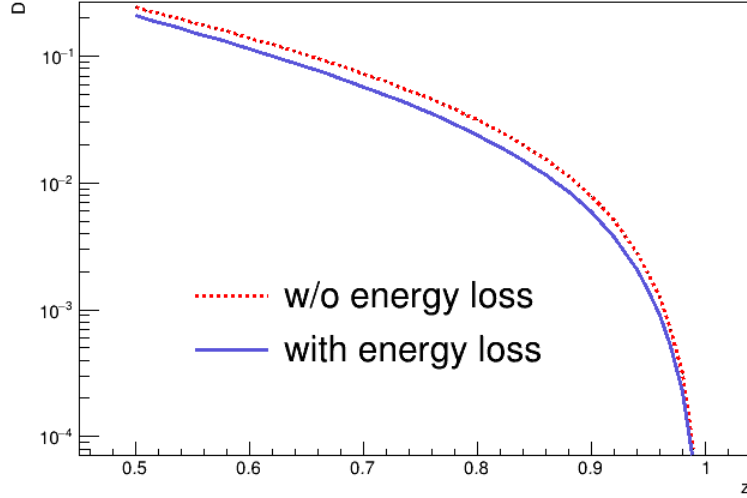


Figure 5: Fragmentation function with and without energy loss. We used $E = 13$ GeV and $Q^2 = 2.5$ GeV². The absolute normalization is not computed, this factor will cancel in the ratio.

The explicit z , Q^2 and E dependence is not shown in order to keep the equation readable. It enters through the dipole cross section, $\sigma_{q\bar{q}}$, and dipole wave function $\psi_{q\bar{q}}$. z_1 and z_2 are longitudinal coordinates and r_t is a two dimensional vector for the dipole size. T_A , the thickness function, is given by :

$$T_A(b, z_1, z_2) = \int_{z_1}^{z_2} dl \rho(b, l). \quad (32)$$

At low energy, the dipole size can fluctuate and the $q\bar{q}$ propagation throughout the medium is achieved with the light cone Green function $G(z_2, \vec{r}_2, z_1, \vec{r}_1)$. The variables z_1, z_2 correspond to initial and final times, respectively, whereas \vec{r}_1, \vec{r}_2 represent the initial and final dipole sizes. This Green function obeys to the two dimensional light cone Schrödinger equation, described in [21]:

$$i \frac{d}{dz_2} G(z_2, \vec{r}_2, z_1, \vec{r}_1) = \left[\frac{\epsilon^2 - \Delta_{r_2}}{2p\beta(1-\beta)} + V_{q\bar{q}}(z_2, \vec{r}_2, \beta) \right] G(z_2, \vec{r}_2, z_1, \vec{r}_1), \quad (33)$$

with β the light cone fraction of the quark inside the pion wave function. Using the Green function we have for the transparency factor:

$$Tr(z, Q^2, E, b, z_1, z_2) = \left| \frac{\int d^2r_1 d^2r_2 \psi_h^*(r_2) G(z_2, r_2, z_1, r_1) \psi_{q\bar{q}}(r_1)}{\int d^2r \psi_h^*(r) \psi_{q\bar{q}}(r)} \right|^2. \quad (34)$$

For the hadronic wave function, we use a parametrization in the form of the asymptotic light-cone meson wave function [19] :

$$\psi_h(r) = f(\beta) \exp(-a^2(\beta)r^2/2), \quad (35)$$

with:

$$a^2(\beta) = \frac{4(\beta(1-\beta) + a_0)}{\langle r_\pi^2 \rangle}. \quad (36)$$

The authors of Ref. [5] found that for the value $a_0 = 1/12$, the previous wave function reproduces correctly the pion mean radius squared. In our model, the light cone fraction, β , of the quark inside the pion wave function

is related to z by:

$$\beta = \frac{2\tilde{z} - 1}{\tilde{z}}. \quad (37)$$

The wave function (35) is solution of the Schrödinger equation (33) if the real part of the potential is given by:

$$\Re V_{q\bar{q}}(z_2, \vec{r}, \beta) = \frac{a^4(\beta)r^2}{2p\beta(1-\beta)}. \quad (38)$$

The imaginary part of the potential, responsible for the dipole absorption, reads:

$$\Im V_{q\bar{q}}(z_2, \vec{r}, s) = -\frac{\sigma_{q\bar{q}}(s, r)}{2}\rho_A(z_2), \quad (39)$$

with \sqrt{s} the pre-hadron nucleon center of mass energy, and $\sigma_{q\bar{q}}(r)$ the dipole-nucleon cross section:

$$\sigma_{q\bar{q}}(s, r) = C(s)r^2, \quad (40)$$

$$s = 2zM_p E + M_p^2 + m_h^2, \quad (41)$$

where for practical calculations, the pre-hadron mass has been identified with the one of the detected hadron. The expression for the energy dependent factor C has been taken from [22]:

$$C(s) = \frac{1}{4}\sigma_{tot}^{\pi p}(s) \left[Q_{qN}^2(s) + \frac{3}{2\langle r_{ch}^2 \rangle_\pi} \right], \quad (42)$$

$$Q_{qN}(s) = 0.19 \text{ GeV} \times \left(\frac{\sqrt{s}}{1 \text{ GeV}} \right)^{0.14}. \quad (43)$$

Here we use $\sigma_{tot}^{\pi p}(s) = 23.6 (s/s_0)^{0.079} + 1.432 (s/s_0)^{-0.45}$ mb [23] with $s_0 = 1000 \text{ GeV}^2$ for $\sqrt{s} > 2.5 \text{ GeV}$ and a table from Igor Strakovsky otherwise. Moreover, we use the relation $\langle r_\pi^2 \rangle = \frac{8}{3} \langle r_\pi^2 \rangle_{em}$, with $\langle r_\pi^2 \rangle_{em} = 0.44 \text{ fm}^2$ being the pion mean charge radius squared [25]. With this potential, Eqs. (38) and (39), one obtains a Schrödinger equation for an harmonic oscillator with the frequency:

$$\xi = \frac{\sqrt{a^4(\beta) - i\mu C(s)\rho(\vec{r})}}{\mu}; \quad \mu = E_h\beta(1-\beta). \quad (44)$$

The solution of this equation is [21]:

$$G(z_2, \vec{r}_2, z_1, \vec{r}_1) = \frac{A}{2\pi i \sin(\xi\Delta z)} \exp\left(-\frac{A}{2} \left[(r_1^2 + r_2^2) \frac{\cos(\xi\Delta z)}{i \sin(\xi\Delta z)} - \frac{2\vec{r}_1 \cdot \vec{r}_2}{i \sin(\xi\Delta z)} \right]\right), \quad (45)$$

where $\Delta z = z_2 - z_1$ and $A = \mu\xi$.

The last ingredient for the nuclear transparency factor, Eq. (34), is the dipole wave function. Because we want a continuous transition between the dipole and pion wave functions, we will use:

$$\psi_{q\bar{q}}(z, Q^2, E, Lp, r) = f(\beta) \exp(-b^2(\beta)r^2/2), \quad (46)$$

with:

$$b^2(\beta) = \frac{4(\beta(1-\beta) + a_0)}{\langle r_{q\bar{q}}^2 \rangle}. \quad (47)$$

Then, for $\langle r_{q\bar{q}}^2 \rangle = \langle r_\pi^2 \rangle$, the dipole and pion wave functions are equal. The dependence on z, Q^2, E, Lp enters through the dipole mean radius and is described in Sec. 2.5.

Using Eqs. (35), (45) and (46), we find that for a constant nuclear density:

$$Tr(z, Q^2, E, b, z_1, z_2) = \left| \frac{a^2(\beta) + b^2(\beta)}{2 \frac{B}{A} i \sin(\xi \Delta z) a^2(\beta) + 2B \cos(\xi \Delta z) - \frac{A}{i \sin(\xi \Delta z)}} \right|^2, \quad (48)$$

with :

$$B = \frac{1}{2} \left(A \frac{\cos(\xi \Delta z)}{i \sin(\xi \Delta z)} + b^2(\beta) \right). \quad (49)$$

In the case $C(s) = 0$ (no nuclear absorption), Eq.(44) gives $\mu\xi = A = a^2(\beta)$, and we can check explicitly that $Tr = 1$. For a non-constant nuclear density, we have to discretize the time (or equivalently the space in the longitudinal direction), and the nuclear transparency factor is given by :

$$Tr(z, Q^2, E, b, z_1, z_2) = \frac{\pi}{b^2(\beta)} (b^2(\beta) + a^2(\beta))^2 \left| \frac{F_n}{A_n + a^2(\beta)} \right|^2, \quad (50)$$

with the following recurrence relations :

$$b_n = \frac{\mu\xi_n}{i \sin(dz\xi_n)} \quad (51)$$

$$A_n = b_n \left(\cos(dz\xi_n) - \frac{1}{\cos(dz\xi_n) + A_{n-1}/b_n} \right) \quad (52)$$

$$F_n = F_{n-1} \left(\cos(dz\xi_n) - \frac{A_n}{b_n} \right) \quad (53)$$

$$F_0 = \sqrt{\frac{b^2(\beta)}{\pi}} \quad (54)$$

$$A_0 = b^2(\beta), \quad (55)$$

where n is the number of steps and $dz = \Delta z/n$. In the case $n = 0$ (no propagation), $Tr = 1$. Our numerical results, to be presented later, have been obtained with $N = 1000$.

2.5 Dipole size evolution at $l < Lp$

The missing ingredient for the computation of the nuclear transparency factor, is the dipole mean radius squared $\langle r_{q\bar{q}}^2 \rangle$, entering through the definition of the dipole wave function, Eq. (46). In our model, the dipole is *really* produced at $l = Lp$, which corresponds to the moment when the medium is able to resolve the dipole and the accompanying quark separately. For $l > Lp$, the dipole evolution is entirely managed by the Schrödinger equation, Eq. (33), and $\langle r_{q\bar{q}}^2 \rangle(Lp)$ is an initial condition for this evolution. For $l < Lp$, there is an evolution of the dipole transverse size, but the dipole cannot be absorbed since it cannot be resolved by the medium. In this case, in agreement with [8] and [24], we choose the dipole cross section to rise linearly with l . The dipole cross section being proportional to its squared transverse size, we have:

$$\frac{\langle r_{q\bar{q}}^2 \rangle(Lp, Q^2, E, z)}{\langle r_{\pi}^2 \rangle} = x_0(Q^2) + [1 - x_0(Q^2)] \frac{Lp}{t_f(z, E)}, \quad (56)$$

with t_f the formation time and $Lp \leq t_f$. The normalization has been chosen such that $\langle r_{q\bar{q}}^2 \rangle = \langle r_{\pi}^2 \rangle$ when $Lp = t_f$. Indeed, at $t = t_f$, the wave function of the hadron is fully formed and the transverse size of the $q\bar{q}$ bound state should correspond to the hadron transverse size. The initial dipole size (at $l = 0$) is $r_0^2 = r_{\pi}^2 x_0$,

with $x_0 < 1$. Our choice for these parameters is:

$$x_0 = \frac{0.05}{Q^2}, \quad (57)$$

$$t_f = a_f \frac{zE}{2\lambda^2}, \quad (58)$$

with $a_f = 0.9$ and λ^2 the cutoff used in section 2.2. The $1/Q^2$ dependence of r_0^2 is expected from phenomenology and is responsible for color transparency. The zE behavior of the formation length is the consequence of a Lorentz boost to energy $E_h = zE$. The numerical values of these two parameters have been chosen in order to improve our results for the multiplicity ratio. However, we will see that numerical calculations show little dependence on x_0 , leaving effectively one free parameter.

3 Induced energy loss

3.1 p_t -broadening and induced energy loss

Experimentally, the p_t -broadening is defined as the difference between the mean transverse momentum squared measured for the proton/deuterium target and a nuclear target:

$$\Delta_{\text{exp}} \langle p_t^2 \rangle_h = \langle p_t^2 \rangle_h^A - \langle p_t^2 \rangle_h^p, \quad (59)$$

with the subscript h referring to the hadron species. It is generally considered that the main contribution to the p_t -broadening is the induced energy loss, due to the quark propagation through the nucleus. The two main formulas [30] are:

$$\Delta \langle p_t^2 \rangle(s, z_1, b, Lp) = 2C(s) \int_{z_1}^{z_1+Lp} \rho(l, b) dl, \quad (60)$$

with $C(s)$ given in Eq. (42), and z_1 the longitudinal coordinate of the DIS interaction, and [27]

$$\Delta E_{\text{iel}}(s, z_1, b, Lp) = \frac{3}{4} \alpha_s \int_0^{Lp} \Delta \langle p_t^2 \rangle(s, z_1, b, l) dl. \quad (61)$$

The last equation gives the total amount of induced energy loss due to the propagation of the quark in the nuclear medium.

The DIS interaction can occur everywhere in the nucleus, and we have to average Eq. (60) with $\frac{1}{A} \int d^2b dz_1 \rho(z_1, b)$. As usual, the average on Lp is obtained using the differential fragmentation function, $\frac{1}{N_L} \int dLp \frac{\partial D}{\partial Lp}$. All together, the quark p_t -broadening is given by:

$$\Delta \langle p_t^2 \rangle(z, Q^2, E) = \frac{2C}{A} \int d^2b \int dz_1 \rho(z_1, b) \int_{L_{\text{min}}}^{L_{\text{max}}} dLp \frac{1}{N_L} \frac{\partial D}{\partial Lp} T_A(b, z_1, z_1 + Lp), \quad (62)$$

with

$$T_A(b, z_1, z_1 + Lp) = \int_{z_1}^{z_1+Lp} dl \rho(l, b), \quad (63)$$

and the normalization

$$N_L(z, Q^2, E) = \int_{L_{\text{min}}}^{L_{\text{max}}} dLp \frac{\partial D}{\partial Lp}(z, Q^2, E, Lp). \quad (64)$$

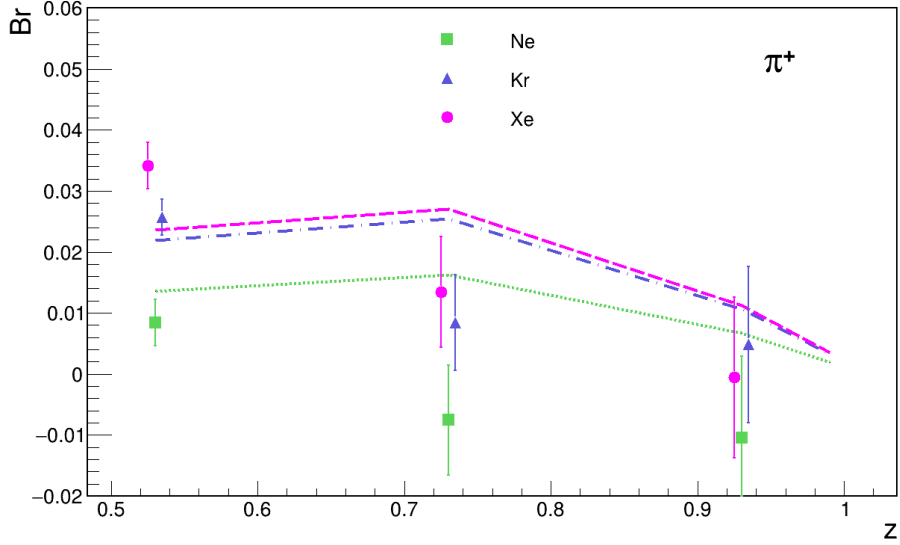


Figure 6: π^+ p_t -broadening ("Br") for Hermes experiment [12]

Finally, the quark p_t -broadening is related to the hadron p_t -broadening by:

$$\Delta \langle p_t^2 \rangle_h = z^2 \Delta \langle p_t^2 \rangle. \quad (65)$$

In Fig. 6, our calculations are compared to HERMES data [12]. We can see that in the second and third bin, the data points are below our calculations, or even below zero. We believe that it might be explained by an interesting physical effect which has not been considered in the literature, but we keep these considerations for another publication.

At $z = 1$, the p_t -broadening (due to induced energy loss) goes to zero due to energy conservation. In our calculations, the slight increase between the first and second bin is due to the z^2 factor in Eq. (65).

3.2 Note on induced-energy-loss based models

In the next section, we will discuss our results for the multiplicity ratio. Before this discussion is in order, it is useful to present the idea of the models based on induced energy loss, e.g. [1, 2], inspired by Ref [20]. In all these models (as well as in ours), the fragmentation variable, z , is shifted to higher values due to induced energy loss. The fragmentation function decreasing with z , this mechanism results in a suppression of the multiplicity ratio Eq. (1). We illustrate this mechanism by the model used in [2], where the nuclear fragmentation function is given by:

$$z D_q^h(z, Q^2, A) = \int_0^{\nu - E_h = (1-z)\nu} d\epsilon D(\epsilon, \nu) z^* D_q^h(z^*, Q^2), \quad (66)$$

with $D_q^h(z, Q^2)$ the vacuum fragmentation function of the quark q into the hadron h , and $z^* = 1/(1 - \epsilon/\nu)$. The quenching weight [26], $D(\epsilon, \nu)$, gives the probability distribution for a quark of energy ν to loose an energy ϵ . It depends on Lp , the distance covered by the quark before its prehadronization into a colorless dipole:

$$D(\epsilon, \nu, Lp) = \sum_{n=0}^{\infty} \frac{1}{n!} \left[\prod_{i=1}^n \int d\omega_i \frac{dI(\omega_i, \nu, Lp)}{d\omega_i} \right] \delta \left(\epsilon - \sum_{i=1}^n \omega_i \right) \exp \left[- \int_0^{\infty} d\omega \frac{dI(\omega, \nu, Lp)}{d\omega} \right]. \quad (67)$$

The gluon spectrum, $dI/d\omega$, radiated by hard quarks produced in QCD media has been computed in [27]. In the first order in quark energy, $\mathcal{O}(1/\nu)$, it reads:

$$\frac{dI}{d\omega}(\omega, \nu, Lp) = \frac{\alpha_s C_F}{\pi\omega} \left(1 - \frac{\omega}{\nu}\right) \ln \left[\cosh^2 \sqrt{\frac{\omega_c}{2\omega}} - \sin^2 \sqrt{\frac{\omega_c}{2\omega}} \right] \Theta(\nu - \omega), \quad (68)$$

and the dependence on Lp enters through the variable:

$$\omega_c = \frac{1}{2} \hat{q} Lp^2. \quad (69)$$

For Lp larger than the nuclear size, the suppression of the hadronic spectrum is entirely due to induced energy loss, the dipole being formed outside of the nuclei. In the opposite, at very small Lp (z close to 1), the pre-hadron is formed (nearly) instantaneously and the nuclear absorption is maximum. In this situation, a simple physical argument: $Lp = 0 \Rightarrow$ no quark energy loss $\Rightarrow \epsilon = 0$, shows that $D(\epsilon, \nu) \rightarrow \delta(\epsilon)$. Mathematically, it can be seen noting that $dI/d\omega$ behaves like $\delta(\omega)$, when $Lp = 0$. Indeed, for $\omega_c = 0$ and $\omega \neq 0$, the result of Eq.(68) is zero due to the logarithm. If $\omega_c = \omega = 0$, the logarithm is not zero and the function is divergent due to the factor $1/\omega$. Changing $dI/d\omega$ by $\delta(\omega)$ in Eq. (67) gives:

$$D(\epsilon, \nu, Lp) = \sum_{n=0}^{\infty} \frac{1}{n!} \delta(\epsilon) \exp(-1), \quad (70)$$

where $\sum_i \omega_i = 0$ has been used. Finally, noting that $\sum_{n=0}^{\infty} \frac{1}{n!} = \exp(1)$, we get that

$$\lim_{Lp \rightarrow 0} D(\epsilon, \nu, Lp) = \delta(\epsilon). \quad (71)$$

In this limit, IEL based models predict a multiplicity ratio equal to 1, as can be seen directly from Eqs. (66) and (1). In other words, the suppression of the hadronic spectrum is entirely due to nuclear absorption. More generally, any IEL based model obeying energy conservation, $\epsilon = 0$ if $z = 1$, should predict a multiplicity ratio equal to 1 at $z = 1$.⁴

The interest of such models based on the quenching weight is their simplicity. However, they can't be used in realistic situations due to the divergences of the quenching weight when $\epsilon \rightarrow 0$, corresponding to a very small amount of energy loss. It happens for instance at small nuclear density. For this reason, one has to use a hard sphere model for the nucleus, with constant density, and forbid the DIS interaction to occur too close to the back edge.

4 Results for the HERMES multiplicity ratio : π^+

We now have all the necessary ingredients for the computation of the multiplicity ratio, which, to a good approximation, is given by Eq. (1). Our nuclear fragmentation function, Eq. (30), also include the induced energy loss via the shift of the variable z :

$$\tilde{z} = \frac{z}{1 - (\Delta E_{vac} + \Delta E_{iel})/E}. \quad (72)$$

The total energy loss is not allowed to be larger than $(1 - z)E$. Then, the variable \tilde{z} is always smaller than 1. In Fig. 7, we show the comparison between our calculations and HERMES data [10, 11] for the π^+ particle. For

⁴In general, IEL based models show their result with a cut for $z > 0.95$, see for instance [1, 2]. In this papers, it can be seen that their predictions for the multiplicity ratio starts to increase at $z \sim 0.85$.

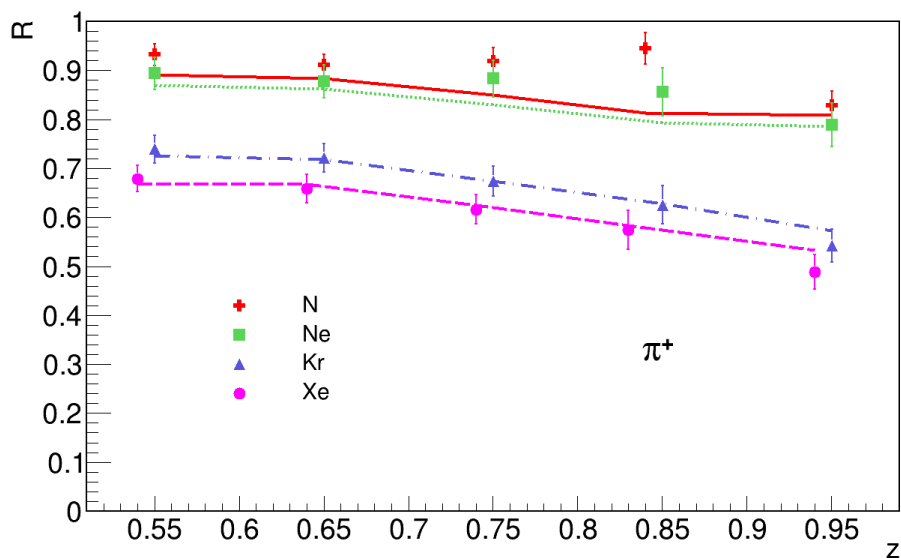


Figure 7: Multiplicity ratio for π^+ , compared to HERMES data [10,11]. The solid line is for nitrogen, the dotted line for neon, the dashed-dotted line for krypton and the dashed line for xenon.

heavy nuclei, our calculations are in perfect agreement with experimental data. For light nuclei, the results are also quite satisfying, but it seems that we are slightly undershooting the data. We note that at $z = 0.85$, the data for nitrogen goes up, which could be due to some systematics.⁵

In Fig. 8, we show the dependence of our results on the parameters x_0 and a_f , see Eqs. (57) and (58). Mul-

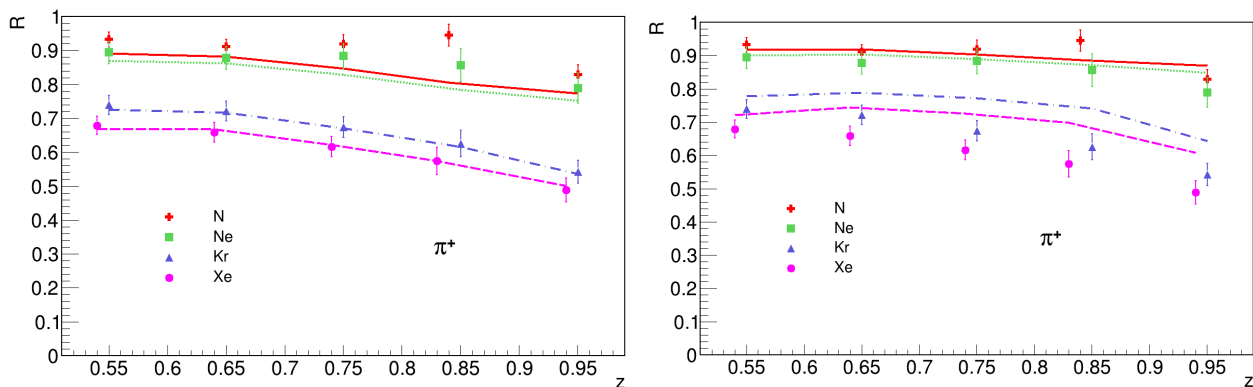


Figure 8: Left: same as Fig. 7 with x_0 [see Eq. (57)] multiplied by 5. Right: same as Fig. 7 with a_f changed from 0.9 to 2.5.

tipling x_0 by 5 has only a visible effect in the last bin. In the opposite, the calculations show more dependence on a_f . Globally, we see a smooth and reasonable dependence of our results on the model parameters.

⁵However, the same is observed for CLAS data on the carbon nucleus.

In order to study the contribution of induced energy loss (IEL), we switch off the nuclear absorption, giving the result shown in Fig. 9. This contribution depends of course on several variables like z or the photon energy.

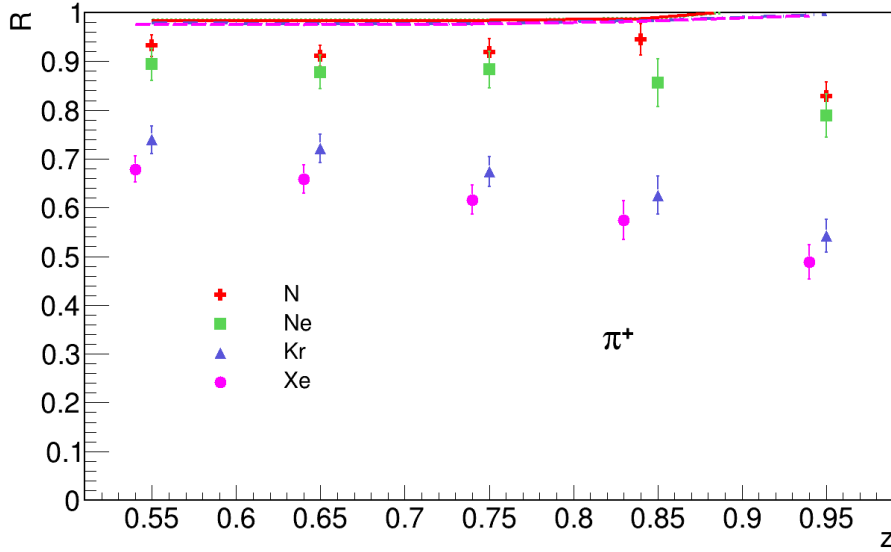


Figure 9: Same as Fig. 7, taking into account only the effect of induced energy loss (nuclear absorption turned off).

We can see that, as expected, IEL gives no suppression at $z = 1$. For heavy nuclei, the IEL contribution is approximately 7% at $z = 0.55$, while for light nuclei, the value is at least 2 times larger.

It could look like we underestimated the IEL contribution (for a given Lp). But it is probably not the case for the following reasons. First, our implementation of IEL plus nuclear absorption gives a good description of the data. Moreover, at $z = 0.55$, the nuclear absorption depends weakly on the 2 free parameters, as shown in Fig. 8, leaving nearly no choice for the amount of IEL. Second, the IEL is related to the p_t -broadening, and our calculations give a satisfying description of HERMES data, Fig. 6.

One could also be skeptical on our estimation of the production length Lp . A larger Lp will increase the IEL contribution and decrease the nuclear absorption contribution. It is not at all obvious that the change in IEL will compensate the change in nuclear absorption, but in fact, in some extent, it does. Multiplying Lp_{min} and Lp_{max} by a factor 2, and adjusting the parameter a_f (to 2.5), we observed that our model gives still a good description of HERMES data for the multiplicity ratio. In this case, the contribution of induced energy loss is significantly increased, see Fig. 10 (left). However, with this larger Lp , the result for p_t -broadening overestimates HERMES data, see Fig. 10 (right).

Note that in the left panel of Fig. 10, the IEL alone does a good description of 4 data points for nitrogen. However, this effect alone does not give the correct shape, and it is impossible to be in agreement with all data points. This situation is exactly what happens in [2], figure 7. Moreover, the estimation by the author of IEL is even larger than ours, after multiplying Lp by 2. It implies that the corresponding theoretical p_t -broadening will completely overshoot HERMES data. The fact that, in the past, some studies based only on IEL claimed that: 1) it is possible to reproduce experimental data just with IEL; and 2) the contribution of nuclear absorption is small; has probably some consequences for the LHC physics (see section 6 for more details). For this reason, it is important to understand the different contributions in SIDIS experiments, and we will now summarize the

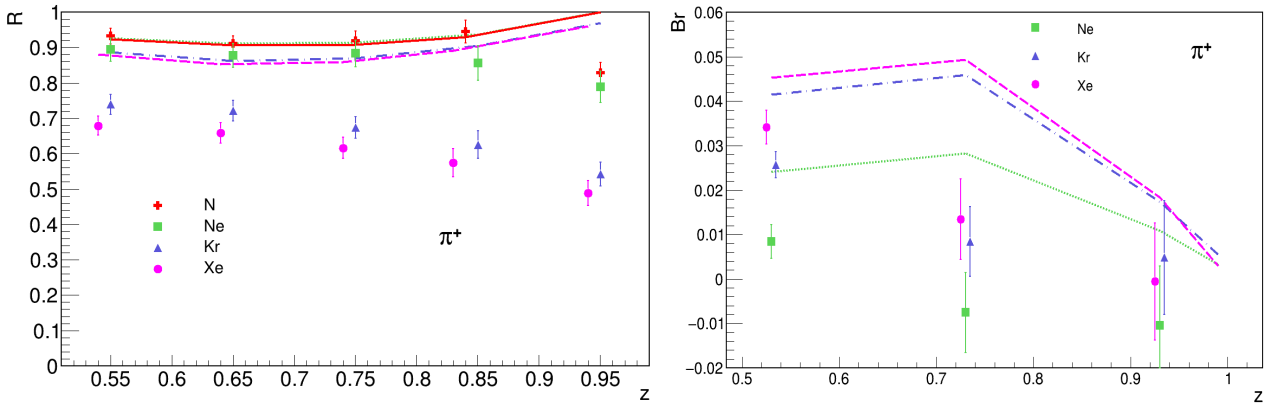


Figure 10: Left: contribution of IEL to the multiplicity ratio if we multiply our Lp by 2 (nuclear absorption switched off). Right: the corresponding p_t -broadening compared to HERMES data.

conclusions obtained in this section.

Our model gives a good description of HERMES data for multiplicity ratio⁶ and p_t -broadening. The (one-dimensional) multiplicity ratio alone does not allow to put strong constraints on the production length Lp , and consequently on the amount on IEL. However, more stringent constraints are obtained after including HERMES data for the p_t -broadening. In the next section, we will see that the HERMES multidimensional multiplicity ratio also confirms our estimation of the IEL and the production length. At HERMES energies and $z = 0.55$, the contribution of IEL to the hadron suppression is of the order of 7% for heavy nuclei and 25% for light nuclei. This contribution goes to 0 at $z = 1$ due to energy conservation.

5 More results: Kaons and 2 dimensional multiplicity ratios

We start with HERMES data [11] for K^+ and K^- , displayed in Fig. 11 along with our calculations (using the same set of parameters). The error bars for the K^- are larger due to the smaller cross section. It is due

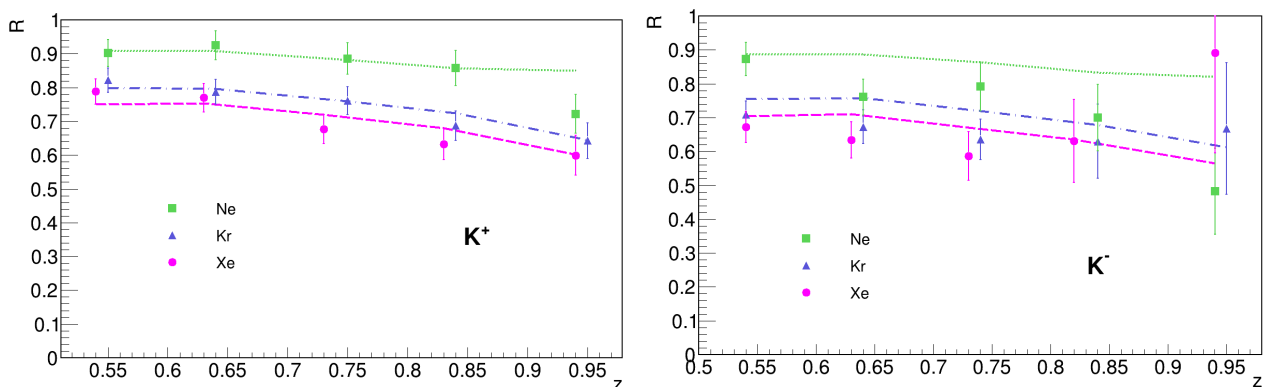


Figure 11: HERMES multiplicity ratio for kaons.

⁶See the next section for more results, in particular for the multidimensional multiplicity ratio.

to the fact that this particle is made only of sea quarks, whose number densities are small at HERMES x and Q^2 . One of the interests of this observable is the stronger suppression of the K^- compared to the K^+ . While in IEL based models, this feature cannot be explained easily, it finds a very simple explanation in our case. The dipole inelastic cross section is proportional to the kaon-proton total cross sections. We used the parametrization given in [28], and the larger cross section for the K^- gives the larger suppression seen in Fig. 11.

Next, in Fig. 12 we present our results for the multidimensional multiplicity ratio [29] as a function of z .⁷ The z dependence has been measured for three slices of ν , [4,12], [12,17] and [17,23.5]. In our simulations we used $\nu = 8, 14, 20$.

The results show the same hierarchy than the experimental data, and a satisfying quantitative agreement. The reasons for this hierarchy in energy are simple. First, the production length increases with ν , making the path for the dipole inside the nucleus smaller. Consequently, the effect of nuclear absorption is reduced. Second, as shown in Eq. (58), the expansion of the dipole transverse size is slower (at asymptotic energy is it frozen), giving a smaller absorption cross section, and reducing further the nuclear absorption contribution.

In our model, the IEL contribution alone gives a hierarchy contrary to the one seen in data, as demonstrated in Fig. 13. This behaviour is natural since, in our case, the path of the quark inside the nuclear medium increases with the energy, giving a increasing IEL contribution. However, our prediction for the IEL, Fig. 13, is opposite to the one made by IEL based models, which predict that the suppression due to IEL decreases with energy. In these models, the quark travels (nearly⁸) throughout the whole nucleus. Then, increasing the energy does not increase the induced energy loss.⁹ Consequently, the shift in z

$$\Delta z \simeq z \frac{\Delta E_{ind}}{E}, \quad (73)$$

becomes smaller at higher energy, leading to a smaller suppression. However, we have seen that such large production lengths are disfavored by p_t -broadening data. By playing again the game of multiplying our Lp by 2, we increase the contribution of IEL (which has the wrong hierarchy), and the agreement with data is lost, see Fig. 12 (bottom right). This gives another confirmation that our estimation of the production length looks correct.

Finally, note that the absorption cross section has a very small energy dependence since $\sigma_{tot}^{\pi^+p}(\nu = 8) > \sigma_{tot}^{\pi^+p}(14) > \sigma_{tot}^{\pi^+p}(20)$, $\sigma_{tot}^{K^-p}(8) > \sigma_{tot}^{K^-p}(14) > \sigma_{tot}^{K^-p}(20)$, but $\sigma_{tot}^{K^+p}(8) < \sigma_{tot}^{K^+p}(14) < \sigma_{tot}^{K^+p}(20)$, the last set of inequalities going in the opposite direction of the hierarchy observed in data. It could explain why the distance between the 3 lines at $z = 0.55$ for the K^+ is smaller in comparison to the π^+ and K^- particles.

6 Consequences for the LHC

One of the interests of this paper, is to motivate the study of nuclear absorption at the LHC by a larger community. We believe that, if this effect is generally considered to be negligible, it is probably due to this kind of reasoning: 1) Nuclear absorption decreases with energy and 2) it is already small at medium energies. However, the second statement is not in agreement with the results presented in this paper.

To exemplify our claim, consider for instance [31]. In this paper, the main topic is the jet quenching at RHIC due to IEL. However, a plot for HERMES is shown in order to validate the choice of a very large Lp (making nuclear absorption negligible). Here, we can see that the study of jet quenching at high energies relies

⁷The data are available on the HERMES website. We will not show all the plots for a matter of space.

⁸Some papers, e.g. [2], consider a "realistic" production length, which can be smaller than L_{max} , where L_{max} corresponds to the travel throughout the whole nucleus. However in practice, for $\nu \gtrsim 10$ GeV $Lp = L_{max}$.

⁹The quenching weight, appearing in Eq. (66), is small for large ϵ , making the upper bound of the integral irrelevant.

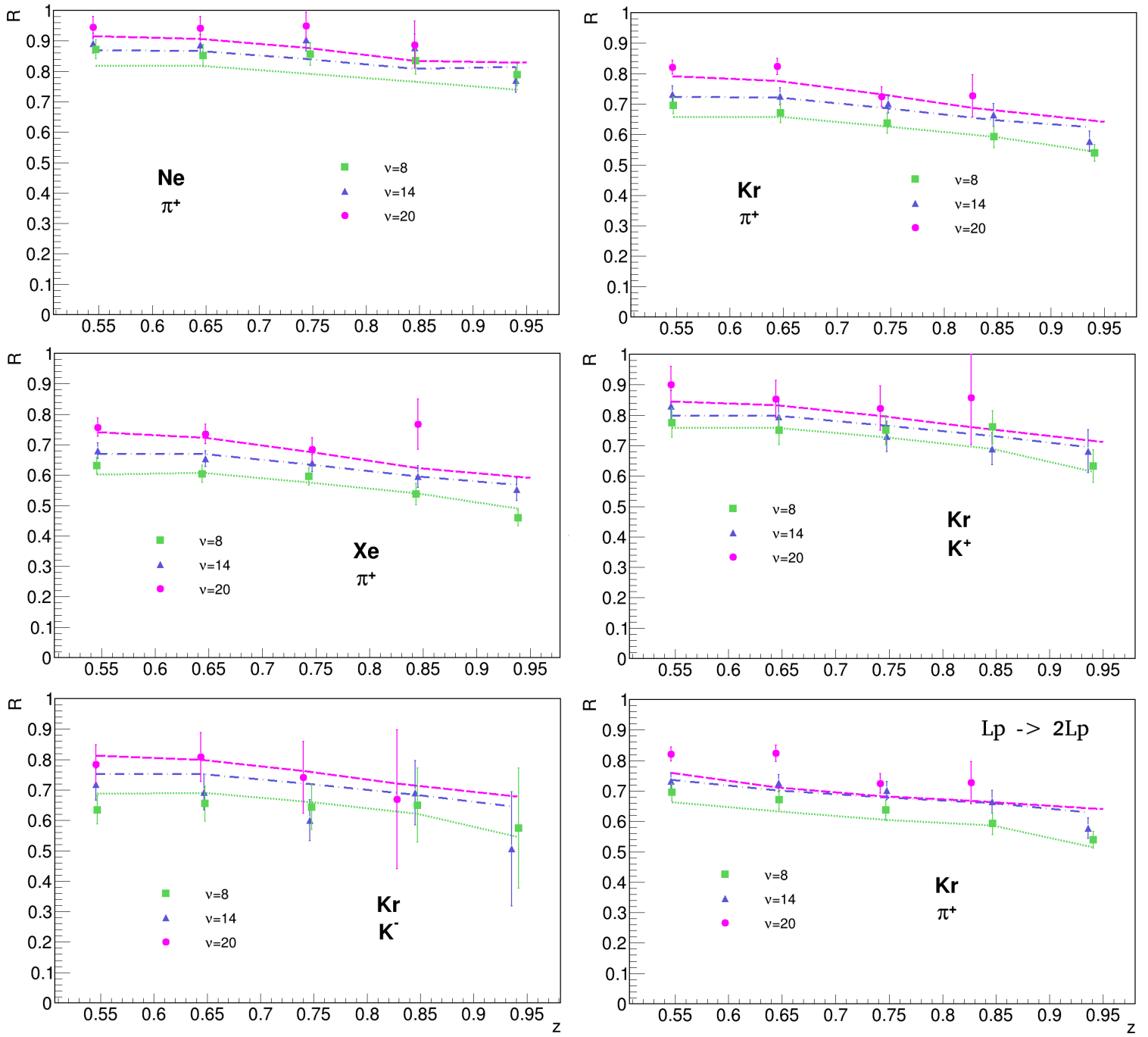


Figure 12: z -dependence of the multiplicity ratio for different energy slices. The bottom right panel shows the same data as the top right panel, but with our calculations based on a larger L_p .

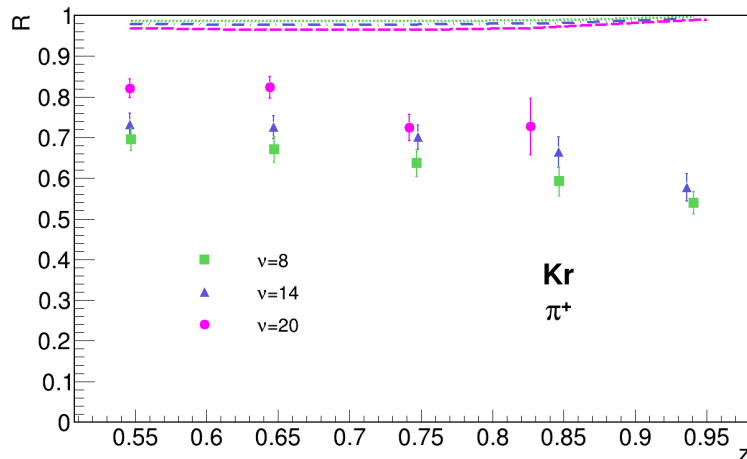


Figure 13: Induced energy loss contribution to the HERMES 2-dimensional multiplicity ratio.

partially on hypothesis at lower energies. We already discussed that fact that such large values for Lp are in contradiction with HERMES data.

In fact, the whole reasoning could be incorrect, because the kinematics, the observables or the hypothesis used at the LHC can be quite different from the DIS case. One example is the jet production at central rapidity, $y = 0$. If we write p_t , the parton transverse momentum, and Q^2 its virtuality, then we have the relation $E^2/2 = p_t^2 = Q^2$.¹⁰ We see that E and Q^2 are correlated, while they can vary independently (up to certain limits) in the DIS case. This correlation has an important consequence, since Lp increases/decreases for increasing E/Q . For large values of the virtuality, the vacuum energy loss could be so large that Lp stays short, see [32] for a more detailed discussion. The fact that the radiation process stops very quickly is confirmed by Monte-Carlo studies implementing explicitly parton branchings. It is the case in [33], where the authors found that for $E = Q = 100$ GeV, the cascade stops after a length of 1-3 fm.

Another interesting case is the quarkonia suppression in pA collisions at the LHC. First, we note that what is called nuclear absorption in some papers is not the same nuclear absorption addressed in studies on SIDIS experiments. For instance, in [13, 35], what is called nuclear absorption is the absorption of the hadron by the medium. The hadron formation length being large for leading quarks, $l_f \propto zE$, the hadron is formed outside of the nucleus and cannot be absorbed. In the opposite, in studies of SIDIS experiments, the absorption concerns the hadron and the prehadron (dipole) [6–8]. The difference is that the latter can have a short production length Lp , even at high energy, due to the factor $(1 - z)$ in Eq. (13). The absorption of the prehadron, the main effect at HERMES, is generally not considered at the LHC. It is for instance the case in [13], where the authors discuss the J/ψ absorption in pA collisions. In this model, a color octet $c\bar{c}$ pair propagates through the whole nucleus and the J/ψ is formed outside. The absorption of the color-octet dipole by the medium is not discussed and the nuclear absorption is said to be negligible.

Considering the conclusion made by IEL based models for the multiplicity ratio at low/moderate energies, i.e the absorption of the prehadron is negligible¹¹, models like [13] do not look inconsistent. The interest of our study is to show that the nuclear absorption is the main physical effect at HERMES energies. It implies that

¹⁰The last equality, $Q^2 = p_t^2$, is not a strict one, imposed by 4-momentum conservation. But it is used in realistic Monte-Carlo simulations in order to reproduce the correct parton multiplicity in a jet.

¹¹Generally, the statement is that the data are reproduced with induced energy loss. It implies that the nuclear absorption does not contribute.

the discussion on the absorption of the color-octet dipole cannot be ignored at the LHC.¹² It has been discussed in details in [36].

Finally, we note that at the workshop Hard Probes 2018, experimental results [34] have been presented, showing a similar suppression in AA collisions for D meson and J/ψ particles. The given explanation is that the wave function of the prehadron does not play any role, the suppression being a pure IEL effect. But then, the different R_{AA} for the J/ψ and the $\psi(2S)$ has been interpreted as a manifestation of the different wave functions. This inconsistency is not present in models considering nuclear absorption of color singlet/octet dipoles. It gives another motivation for calculations including this effect at the LHC.

7 Predictions for the future EIC experiment

The future electron ion collider will have a large kinematical range with Q^2 from 8 to 45 and ν from 30 to 150 GeV. In figure 14, we present our results for the z dependence of Lp_{min} and Lp_{max} for a lead nucleus, choosing $Q^2 = 40 \text{ GeV}^2$ and $\nu = 100 \text{ GeV}$. Compared to HERMES, Lp_{max} is several times larger. However, Lp_{min} is still small enough to allow the production of the pre-hadron inside the nucleus. We observe that the effect of

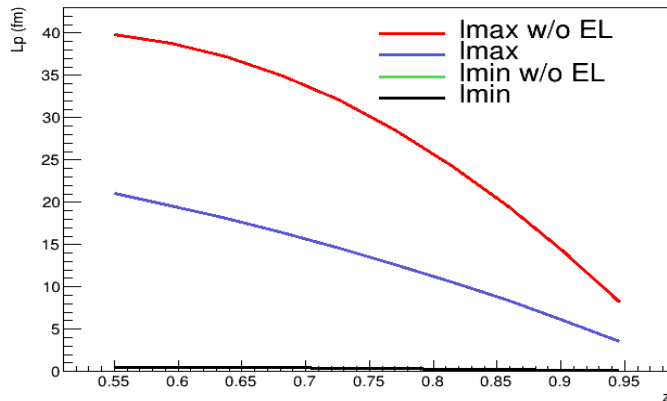


Figure 14: Results for minimum and maximum values of production length, in fm, as a function of z . The green line is hidden by the black line. The kinematic is $Q^2 = 40 \text{ GeV}^2$ and $\nu = 100 \text{ GeV}$, and the calculations are for lead. The red line has been obtained in the Born approximation (no energy loss).

energy loss are more important compared to HERMES. It is probably due to the fact that a larger Q^2 induces more vacuum energy loss.

Figure 15 shows our predictions for the multiplicity ratio for $Q^2 = 40 \text{ GeV}^2$ and $\nu = 100 \text{ GeV}$, with and without induced energy loss. We can see that in this case, at $z = 0.55$, the contribution of induced energy loss is approximately 50% for lead. As before the effect of IEL is more important for light nuclei. The increased contribution of IEL at the EIC was of course expected due to the increase of Lp with energy. However this effect does not compensate the decrease of nuclear absorption, and the multiplicity ratio is larger (less suppression) than the one at CLAS. One of the interests of the EIC is that the kinematics is compatible with the LHC.

¹²One could invoke a very small transverse size dipole, giving a negligible dipole cross section. However, it is generally accepted (see for instance [24]) that $|\vec{p}_t| \propto 1/r_t$, with r_t the transverse size and $|\vec{p}_t|$ the transverse momentum of the quark in the $c\bar{c}$ restframe. Then a very small dipole implies a very large mass.

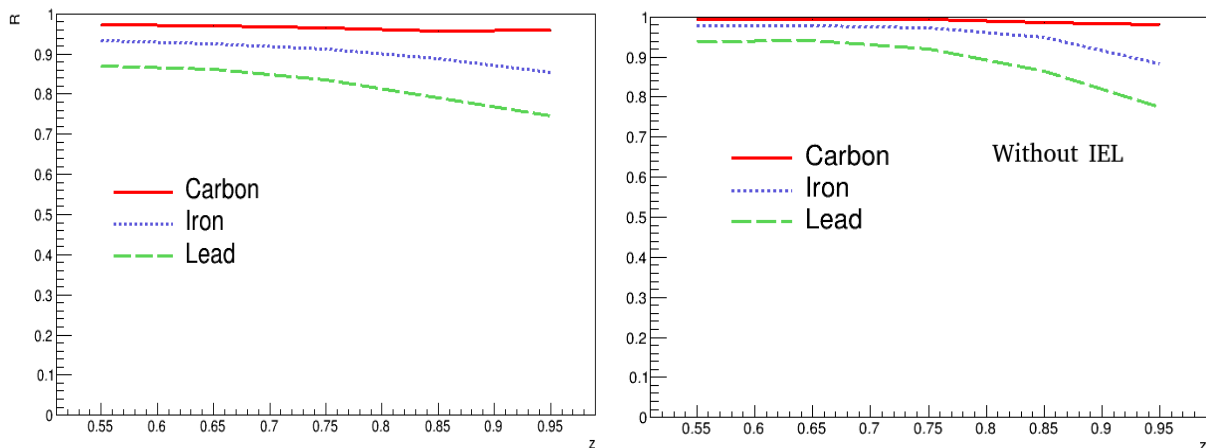


Figure 15: Results for the multiplicity ratio for $Q^2 = 40 \text{ GeV}^2$ and $\nu = 100 \text{ GeV}$. The right plot has been computed without IEL.

In figure 16 we show the result for quark p_t -broadening. We expect this result to give an approximate

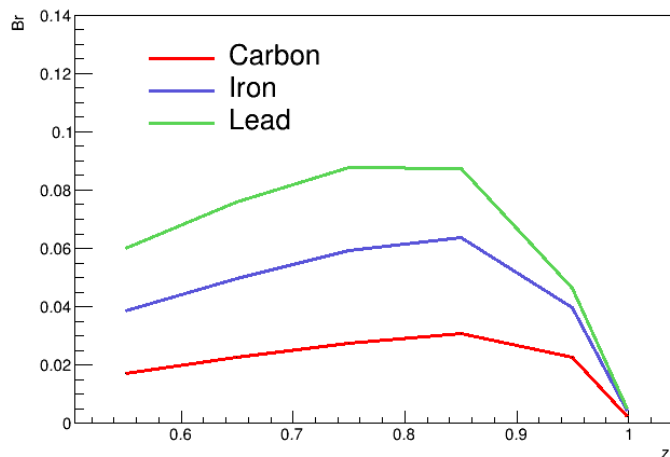


Figure 16: Quark p_t -broadening at $Q^2 = 40 \text{ GeV}^2$ and $\nu = 100 \text{ GeV}$.

estimation of the p_t -broadening which will be measured at the EIC. However, for quantitative description of this observable, one should go beyond than the simple quark p_t -broadening (for instance, the transverse kick due to hadronization is not taken into account). Note that our formalism includes the rise of \hat{q} (related to the dipole cross section) with energy.

8 Conclusion

We have presented a model, including both induced energy loss and nuclear absorption, able to reproduce HERMES data for the multiplicity ratio, the 2-dimensional multiplicity ratio and the p_t -broadening. The model contains two free parameters, fixed at the same values for all observables. We studied the dependence of our

results on these parameters, figure 8, and we observed a weak dependence on x_0 .

The main goal of this study was the quantitative study of the nuclear absorption and induced energy loss contributions to the multiplicity ratio. It is closely related to the determination of the production length, Lp , of a colorless prehadron. The conclusion is:

- The relative contribution of these two effects depends on the nuclear size and on the kinematics, in particular on the beam energy and on the energy fraction z .
- At HERMES energies, we found that $Lp \sim 2$ fm, and that the dominant effect to the multiplicity ratio is the nuclear absorption. The contribution of induced energy loss is approximately 7% and 25%, at $z = 0.55$, for heavy and light nuclei, respectively. At $z \rightarrow 1$, Lp goes to 0 and the IEL does not contribute.
- Our conclusion does not agree with the one obtained by IEL based models, showing that induced energy loss is the main effect. This is due to the very large production length used in these calculations. We have shown that such large Lp is not supported by HERMES data, in particular because it gives a too large contribution to the p_t -broadening. We also mentioned that studies like [33], taking into account the vacuum energy loss, supports small production lengths.
- At EIC energies, the IEL can be the main contribution to the multiplicity ratio, in particular for light nuclei (except when $z \rightarrow 1$).
- This does not implies that the IEL is always the main contribution at the LHC. We mentioned that, e.g due to different kinematical configurations, the nuclear absorption could still plays an important role.

In section 5, we have presented our results for the 2-dimensional multiplicity ratio, as a function of z and for different slices of ν . The agreement with data is very satisfying, even for kaons. The increase of the multiplicity ratio with energy is interpreted as follow. At HERMES energies, the main effect responsible for the hadron suppression is the nuclear absorption. This effect decreases with Lp and then with the energy. The interesting observation is that, in our model, and contrary to IEL based models, the energy dependence of the IEL contribution is opposite to the one observed in data (but the "IEL + nuclear absorption" contribution does have the correct energy dependence). The consequence is that, additionally to the p_t -broadening, the 2-dimensional multiplicity ratio allows to put more constraints on Lp . Indeed, a larger production length gives more induced energy loss, breaking the agreement with data due to its opposite behavior with energy, as shown in the bottom right panel of Fig. 12.

Acknowledgment

We would like to thank Will Brooks for bringing to our knowledge the existence of the HERMES data for the 2-dimensional multiplicity ratio. We are also grateful to Hayk Hakobyan and Ahmed El Alaoui for sharing their knowledge of SIDIS experiments with us. We would like to thank Klaus Werner for his comments on the manuscript. B. Guiot acknowledges support from Chilean FONDECYT iniciacion grants 11181126. B. Guiot acknowledges support by the Basal project FB0821. B. Kopeliovich is partially supported by Fondecyt grant No. 1170319 and by Proyecto Basal FB 0821.

References

- [1] E. Wang, X. N. Wang, "Jet Tomography of Hot and Cold Nuclear Matter", Phys. Rev. Lett. 89 (2002) 162301
- [2] F. Arleo, "Quenching of hadron spectra in DIS on nuclear targets", Eur. Phys. J. C 30 (2003) 213

- [3] A. Bialas, M. Gyulassy, "Lund model and an outside-inside aspect of the inside-outside cascade", Nucl. Phys. B 291, 793 (1987)
- [4] A. Accardi, V. Muccifora, H.J. Pirner, "Hadron production in deep inelastic lepton nucleus scattering", Nucl.Phys. A720 (2003) 131-156
- [5] B. Z. Kopeliovich et al., "Nuclear hadronization: within or without?", Nuclear Physics A 740 (2004) 211-245
- [6] A. Accardi, D. Grunewald, V. Muccifora, H.J. Pirner, "Atomic mass dependence of hadron production in deep inelastic scattering on nuclei", Nucl.Phys. A761 (2005) 67-91, erratum hep-ph/0502072
- [7] H.J. Pirner and D. Grunewald, "Higher Twist Effects in Deep Inelastic Scattering on Nuclei", Nucl.Phys. A782 (2007) 158-165
- [8] K. Gallmeister and U. Mosel, "Time Dependent Hadronization via HERMES and EMC Data Consistency", Nucl.Phys. A801 (2008) 68-79
- [9] EMC, J. Ashman et al., "Comparison of forward hadrons produced in muon interactions on nuclear targets and deuterium", Z. Phys. C 52, 1 (1991)
- [10] HERMES Collaboration, A. Airapetian, et al., "Quark fragmentation to π^+ , π^0 , K^+ , p and anti- p in the nuclear environment", Phys.Lett. B577 (2003) 37-46
- [11] HERMES Collaboration, A. Airapetian, et al., "Hadronization in semi-inclusive deep-inelastic scattering on nuclei", Nucl.Phys. B780 (2007) 1-27
- [12] HERMES collaboration, "Transverse momentum broadening of hadrons produced in semi-inclusive deep-inelastic scattering on nuclei", Phys.Lett. B684 (2010) 114-118
- [13] F. Arleo and S. Peigne, "Heavy-quarkonium suppression in p-A collisions from parton energy loss in cold QCD matter", JHEP 1303 (2013) 122
- [14] E.L. Berger, "Higher-twist effects in deep-inelastic scattering", Phys. Lett. B 89 (1980) 241
- [15] B. Z. Kopeliovich, H. J. Pirner, I.K. Potashnikova, I. Schmidt, "Jet lag effect and leading hadron production", Physics Letters B 662 (2008) 117-122
- [16] Y. Dokshitzer, "QCD and hadron dynamics", Phil.Trans.Roy.Soc.Lond. A359 (2001) 309-324
- [17] H. DE VRIES, C. W. DE JAGER and C. DE VRIES, ATOMIC DATA AND NUCLEAR DATA TABLES 36, 495-536 (1987)
- [18] B.Z. Kopeliovich, B.G. Zakharov, "Quantum effects and color transparency in charmonium photoproduction on nuclei", Phys. Rev. D 44 (1991) 3466
- [19] B.Z. Kopeliovich, J. Nemchik, A. Schäfer, A.V. Tarasov, "Color transparency versus quantum coherence in electroproduction of vector mesons off nuclei", Phys. Rev. C 65 (2002) 035201
- [20] X.-N. Wang and Z. Huang, "Medium-induced parton energy loss in γ +jet events of high-energy heavy-ion collisions", Phys. Rev. C 55, 3047 (1997);
X.-N. Wang, Z. Huang, and I. Sarcevic, "Jet Quenching in the Direction Opposite to a Tagged Photon in High-Energy Heavy-Ion Collisions", Phys. Rev. Lett. 77, 231 (1996)
- [21] B.Z. Kopeliovich, A. Schäfer, and A.V. Tarasov, "Nonperturbative effects in gluon radiation and photo-production of quark pairs", Phys. Rev. D62, 054022 (2000)

- [22] B.Z. Kopeliovich, I.K. Potashnikova, and I. Schmidt, "Determining the saturation scale in nuclei", *Phys.Rev. C* **81** (2010) 035204
- [23] R.M. Barnett, et al., *Phys. Rev. D* **54**, 191 (1996)
- [24] Yuri L. Dokshitzer, Valery A. Khoze, Alfred H. Mueller, S.I. Troian, "Basics of Perturbative QCD", Ed. Frontieres (1991)
- [25] S.R. Amendolia, et al., "A measurement of the kaon charge radius", *Phys. Lett. B* **178** (1986) 435
- [26] R. Baier, Yu.L. Dokshitzer, A.H. Mueller and D. Schiff, "Quenching of hadron spectra in media", *JHEP* **09** (2001) 033
- [27] R. Baier, Yu.L. Dokshitzer, A.H. Mueller, S. Peigné and D. Schiff, "Radiative energy loss and p_t -broadening of high energy partons in nuclei", *Nucl.Phys. B* **484** (1997) 265-282; "Radiative energy loss of high-energy quarks and gluons in a finite volume quark-gluon plasma", *Nucl.Phys. B* **483** (1997) 291-320.
- [28] J. Beringer et al. (Particle Data Group), *Phys. Rev. D* **86**, 010001 (2012)
- [29] HERMES Collaboration, A. Airapetian, "Multidimensional study of hadronization in nuclei", *Eur. Phys. J. A* (2011) **47**: 113
- [30] M.B. Johnson, B.Z. Kopeliovich and A.V. Tarasov, "Broadening of transverse momentum of partons propagating through a medium", *Phys. Rev. C* **63** (2001) 035203; J. Dolejsi, J. Hufner and B. Kopeliovich, "Color screening, quark propagation in nuclear matter and the broadening of the momentum distribution of Drell-Yan pairs," *Phys. Lett. B* **312**, 235-239 (1993) [arXiv:hep-ph/9305238 [hep-ph]].
- [31] Xin-Nian Wang, "Why the observed jet quenching at RHIC is due to parton energy loss", *Phys. Lett. B* **579** (2004) 299-308
- [32] B.Z. Kopeliovich, J. Nemchik, I.K. Potashnikova, and Iván Schmidt, "Quenching of high- p_T hadrons: a non-energy-loss scenario", *EPJ Web Conf.* **71** (2014) 00070, arXiv:1402.2012 (2014).
- [33] M. Rohrmoser, P-B. Gossiaux, T. Gousset, J. Aichelin, "Approach to the time development of partonfragmentation", *PoS EPS-HEP2015* (2015) 216
- [34] <https://indico.cern.ch/event/634426/contributions/3090488/attachments/1726468/2789023/HP18.BatoulDiab.pdf>
- [35] E. G. Ferreira, "Quarkonium: a theory overview", *Nuclear Physics A* **00** (2018) 1-7
- [36] B. Z. Kopeliovich, I. Schmidt, and M. Siddikov, "Suppression vs enhancement of heavy quarkonia in pA collisions", *Phys. Rev. C* **95**, 065203 (2017)