

Reanalysis of the most strange dibaryon within constituent quark models

Hongxia Huang^{1,*}, Xinmei Zhu^{2,†} and Jialun Ping^{1,‡}

¹*Department of Physics and Jiangsu Key Laboratory for Numerical Simulation of Large Scale Complex Systems, Nanjing Normal University, Nanjing 210023, P. R. China and*

²*Department of Physics, Yangzhou University, Yangzhou 225009, P. R. China*

The most strange dibaryon $\Omega\Omega$ with quantum numbers $S = -6$, $I = 0$, and $J^P = 0^+$, 1^- , 2^+ , 3^- is reanalyzed in the framework of quark delocalization color screening model (QDCSM) and chiral quark model (ChQM). The $\Omega\Omega$ dibaryon with $J^P = 0^+$ is bound, and the one with other quantum numbers $J^P = 1^-$, 2^+ , 3^- are all unbound in our calculation. The low-energy scattering phase shifts, the scattering length, and the effective range of the $\Omega\Omega$ dibaryon with $J^P = 0^+$ also support the existence of such strange dibaryon. This dibaryon is showed to be a shallow bound state in QDCSM, while the binding energy becomes much larger in the ChQM by including the effect of the hidden-color channel coupling. And the scalar nonet meson-exchange in the ChQM also provides more attraction for the $\Omega\Omega$ system. Experimental search for such most strange dibaryon will provide much information for understanding the hadron-hadron interactions in different quark models.

PACS numbers: 13.75.Cs, 12.39.Pn, 12.39.Jh

I. INTRODUCTION

As is commonly believed that quantum chromodynamics (QCD) is the fundamental theory of the strong interaction. However, the low energy physics of QCD, such as hadron structure, hadron-hadron interactions, and the structure of multi-quark systems, is much harder to calculate directly from QCD. Various QCD-inspired quark models have been developed to get physical insights into the multi-quark systems. There are the MIT bag model [1], cloudy bag model [2], Friedberg-Lee non-topological soliton model [3], Skyrme topological soliton model [4], the constituent quark model [5, 6], etc. Different models use quite different effective degrees of freedom, which might be indicative of the nature of low-energy QCD.

The constituent quark model has been quite successful in understanding hadron spectroscopy and hadron-hadron interactions even though we have not yet derived the constituent quark model directly from QCD. De Rújula, Georgi, and Glashow [5] first put forward a quark-gluon coupling model based on constituent quark and gluon effective degrees of freedom. Isgur and Karl obtained a good description of hadron spectroscopy based on this model [6]. However, extension of the model to baryon-baryon interactions does not reproduce the nucleon-nucleon (NN) intermediate and long-range interaction.

One modification is the addition of scalar meson exchange and Goldstone bosons exchange on the quark level [7–10], which provide the nucleon-nucleon intermediate and long-range interaction, respectively. A typical approach is the chiral quark model (ChQM) [11, 12], in

which the constituent quarks interact with each other through colorless Goldstone bosons exchange in addition to the colorful one-gluon-exchange and confinement. To obtain the immediate-range attraction of NN interaction, the chiral partner σ meson-exchange has to be introduced. The σ meson had been observed by BES collaboration as a $\pi\pi$ S -wave resonance [13]. However, the results found by three groups independently, show that the correlated two-pion exchange between two nucleons generates strong short-range repulsion and very moderate long-range attraction, which is quite different from the behavior of the σ meson which used in the ChQM [14]. Therefore, one may wonder that the σ meson used in the ChQM is the correlated $\pi\pi$ resonance or an effective one.

An alternative approach to study baryon-baryon interaction is the quark delocalization color screening model (QDCSM), which was developed in 1990s with the aim of explaining the similarities between nuclear and molecular forces [15]. Two new ingredients were introduced: quark delocalization (to enlarge the model variational space to take into account the mutual distortion or the internal excitations of nucleons in the course of their interactions) and color screening (assuming the quark-quark interaction dependent on quark states aimed to take into account the QCD effect which has not yet been included in the two-body confinement and effective one gluon exchange). The model gives a good description of NN and YN interactions and the properties of deuteron [16, 17]. It is also employed to calculate the baryon-baryon scattering phase shifts and predict the dibaryon candidates d^* and $N\Omega$ [18–23].

The difference between the ChQM and QDCSM is the intermediate-range attraction mechanism, which is the σ meson-exchange in ChQM and the quark delocalization and color screening in QDCSM. These two models have been applied to the study of nucleon-nucleon (NN) and the $N\Omega$ systems [17, 18, 22, 23]. The results show that the intermediate-range attraction mechanism in the QDCSM is equivalent to the σ meson-exchange in the

*Electronic address: hxhuang@njnu.edu.cn

†Electronic address: zxm'yz@126.com

‡Electronic address: jlping@njnu.edu.cn (Corresponding author)

ChQM in these two systems. And the color screening is an effective description of the hidden-color channels coupling [24]. It is interesting to check this consistency in other systems, such as the most strange dibaryon $\Omega\Omega$.

The dibaryon $\Omega\Omega$ with quantum numbers $S = -6$, $I = 0$, and $J = 0$ was predicted by Kopeliovich in the framework of the flavor $SU(3)$ Skyrmin model [25]. Zhang *et al.* also suggested to search for this $\Omega\Omega$ state in heavy ion collision experiments [26]. And this dibaryon was also showed to be a bound state in the QDCSM [27]. Very recently, the $\Omega\Omega$ with $S = -6$, $I = 0$, and $J = 0$ was investigated by the HAL QCD Collaboration [28]. They studied this dibaryon on the basis of the (2+1)-flavor lattice QCD simulations with a nearly physical pion mass $m_\pi \simeq 146$ MeV. The results showed that this $\Omega\Omega$ state had an overall attraction and was located near the unitary regime. They suggested that such a system can be best searched experimentally by the pair-momentum correlation in relativistic heavy-ion collisions. Then Morita *et al.* [29] calculated the correlation functions of this $\Omega\Omega$ state based on an expanding source model by using the interaction potentials from the lattice QCD calculations.

In this work, we reanalyze the most strange dibaryon $\Omega\Omega$ with quantum numbers $S = -6$, $I = 0$, and $J^P = 0^+, 1^-, 2^+, 3^-$ in both ChQM and QDCSM. The binding energy, as well as the low-energy scatter-

ing phase shifts, the scattering length, and the effective range, which are useful for the experimental search of this strange dibaryon, are investigated. By comparing the results within these two quark models, we can check the model dependence of this dibaryon. On the other hand, we can also inspect the consistency of the intermediate-range attraction mechanism of these two models in such strange dibaryon $\Omega\Omega$ system.

The structure of this paper is as follows. A brief introduction of two quark models is given in section II. Section III devotes to the numerical results and discussions. The summary is shown in the last section.

II. TWO QUARK MODELS

A. Chiral quark model

In this work, the Salamanca model was chosen as the representative of the ChQM, because the work of the Salamanca group covers the hadron spectra and the nucleon-nucleon interaction, and has been extended to the study of multi-quark states. The model details can be found in Ref. [12]. Here only the Hamiltonian is given:

$$H = \sum_{i=1}^6 \left(m_i + \frac{p_i^2}{2m_i} \right) - T_{CM} + \sum_{j>i=1}^6 (V_{ij}^C + V_{ij}^G + V_{ij}^\chi + V_{ij}^\sigma), \quad (1)$$

$$V_{ij}^C = -a_c \boldsymbol{\lambda}_i^c \cdot \boldsymbol{\lambda}_j^c (r_{ij}^2 + v_0), \quad (2)$$

$$V_{ij}^G = \frac{1}{4} \alpha_s \boldsymbol{\lambda}_i^c \cdot \boldsymbol{\lambda}_j^c \left[\frac{1}{r_{ij}} - \frac{\pi}{2} \delta(\mathbf{r}_{ij}) \left(\frac{1}{m_i^2} + \frac{1}{m_j^2} + \frac{4\boldsymbol{\sigma}_i \cdot \boldsymbol{\sigma}_j}{3m_i m_j} \right) - \frac{3}{4m_i m_j r_{ij}^3} S_{ij} \right] \quad (3)$$

$$V_{ij}^\chi = V_\pi(\mathbf{r}_{ij}) \sum_{a=1}^3 \lambda_i^a \cdot \lambda_j^a + V_K(\mathbf{r}_{ij}) \sum_{a=4}^7 \lambda_i^a \cdot \lambda_j^a + V_\eta(\mathbf{r}_{ij}) [(\lambda_i^8 \cdot \lambda_j^8) \cos \theta_P - (\lambda_i^0 \cdot \lambda_j^0) \sin \theta_P] \quad (4)$$

$$V_\chi(\mathbf{r}_{ij}) = \frac{g_{ch}^2}{4\pi} \frac{m_\chi^2}{12m_i m_j} \frac{\Lambda_\chi^2}{\Lambda_\chi^2 - m_\chi^2} m_\chi \left\{ (\boldsymbol{\sigma}_i \cdot \boldsymbol{\sigma}_j) \left[Y(m_\chi r_{ij}) - \frac{\Lambda_\chi^3}{m_\chi^3} Y(\Lambda_\chi r_{ij}) \right] + \left[H(m_\chi r_{ij}) - \frac{\Lambda_\chi^3}{m_\chi^3} H(\Lambda_\chi r_{ij}) \right] S_{ij} \right\}, \quad \chi = \pi, K, \eta, \quad (5)$$

$$V_{ij}^\sigma = -\frac{g_{ch}^2}{4\pi} \frac{\Lambda_\sigma^2}{\Lambda_\sigma^2 - m_\sigma^2} m_\sigma \left[Y(m_\sigma r_{ij}) - \frac{\Lambda_\sigma}{m_\sigma} Y(\Lambda_\sigma r_{ij}) \right], \quad (6)$$

$$S_{ij} = \left\{ 3 \frac{(\boldsymbol{\sigma}_i \cdot \mathbf{r}_{ij})(\boldsymbol{\sigma}_j \cdot \mathbf{r}_{ij})}{r_{ij}^2} - \boldsymbol{\sigma}_i \cdot \boldsymbol{\sigma}_j \right\}, \quad (7)$$

$$H(x) = (1 + 3/x + 3/x^2)Y(x), \quad Y(x) = e^{-x}/x. \quad (8)$$

Where α_s is the quark-gluon coupling constant. In order to cover the wide energy scale from light to strange quark, one introduces an effective scale-dependent quark-gluon

coupling constant $\alpha_s(\mu)$ [30],

$$\alpha_s(\mu) = \frac{\alpha_0}{\ln \left(\frac{\mu^2 + \mu_0^2}{\Lambda_0^2} \right)}, \quad (9)$$

where μ is the reduced mass of the interacting quark-pair. The coupling constant g_{ch} for chiral field is determined from the $NN\pi$ coupling constant through

$$\frac{g_{ch}^2}{4\pi} = \left(\frac{3}{5}\right)^2 \frac{g_{\pi NN}^2 m_{u,d}^2}{4\pi m_N^2}. \quad (10)$$

The other symbols in the above expressions have their usual meanings.

For the most strange dibaryons, two versions of ChQM [31, 32] are used here. One is the $SU(2)$ ChQM, in which σ meson is restricted to exchange between u and/or d quark pair only; another is the $SU(3)$ ChQM, where full $SU(3)$ scalar nonet meson-exchange was used. These scalar potentials have the same functional form as the one of $SU(2)$ ChQM but a different $SU(3)$ operator dependence [31], that is,

$$\begin{aligned} V_{ij}^{\sigma a} &= V_{a_0}(\mathbf{r}_{ij}) \sum_{a=1}^3 \lambda_i^a \cdot \lambda_j^a + V_{\kappa}(\mathbf{r}_{ij}) \sum_{a=4}^7 \lambda_i^a \cdot \lambda_j^a \\ &\quad + V_{f_0}(\mathbf{r}_{ij}) \lambda_i^8 \cdot \lambda_j^8 + V_{\sigma}(\mathbf{r}_{ij}) \lambda_i^0 \cdot \lambda_j^0 \quad (11) \\ V_k(\mathbf{r}_{ij}) &= -\frac{g_{ch}^2}{4\pi} \frac{\Lambda_k^2 m_k}{\Lambda_k^2 - m_k^2} \left[Y(m_k r_{ij}) - \frac{\Lambda_k}{m_k} Y(\Lambda_k r_{ij}) \right], \end{aligned}$$

with $k = a_0, \kappa, f_0$ or σ .

B. Quark delocalization color screening model

The Hamiltonian of QDCSM is almost the same as that of ChQM but with two modifications [15, 16]: First, there is no σ -meson exchange in QDCSM, and second, the screened color confinement is used between quark pairs resident in different baryon orbits. That is

$$V_{ij}^C = \begin{cases} -a_c \lambda_i^c \cdot \lambda_j^c (r_{ij}^2 + v_0) & \text{if } i, j \text{ in the same} \\ & \text{baryon orbit} \\ -a_c \lambda_i^c \cdot \lambda_j^c \left(\frac{1 - e^{-\mu_{ij} r_{ij}^2}}{\mu_{ij}} + v_0 \right) & \text{otherwise} \end{cases} \quad (12)$$

where the color screening constant μ_{ij} is determined by fitting the deuteron properties, NN scattering phase shifts and $N\Lambda$, $N\Sigma$ scattering cross sections, $\mu_{uu} = 0.45$, $\mu_{us} = 0.19$ and $\mu_{ss} = 0.08$, which satisfy the relation, $\mu_{us}^2 = \mu_{uu}\mu_{ss}$.

The single particle orbital wave functions in the ordinary quark cluster model are the left and right centered single Gaussian functions:

$$\begin{aligned} \phi_{\alpha}(\mathbf{S}_i) &= \left(\frac{1}{\pi b^2} \right)^{\frac{3}{4}} e^{-\frac{(\mathbf{r}-\mathbf{S}_i/2)^2}{2b^2}}, \\ \phi_{\beta}(-\mathbf{S}_i) &= \left(\frac{1}{\pi b^2} \right)^{\frac{3}{4}} e^{-\frac{(\mathbf{r}+\mathbf{S}_i/2)^2}{2b^2}}. \end{aligned} \quad (13)$$

The quark delocalization in QDCSM is realized by writing the single particle orbital wave function as a linear

combination of the left and right Gaussians:

$$\begin{aligned} \psi_{\alpha}(\mathbf{S}_i, \epsilon) &= (\phi_{\alpha}(\mathbf{S}_i) + \epsilon \phi_{\alpha}(-\mathbf{S}_i)) / N(\epsilon), \\ \psi_{\beta}(-\mathbf{S}_i, \epsilon) &= (\phi_{\beta}(-\mathbf{S}_i) + \epsilon \phi_{\beta}(\mathbf{S}_i)) / N(\epsilon), \\ N(\epsilon) &= \sqrt{1 + \epsilon^2 + 2\epsilon e^{-S_i^2/4b^2}}. \end{aligned} \quad (14)$$

where $\epsilon(\mathbf{S}_i)$ is the delocalization parameter determined by the dynamics of the quark system rather than adjusted parameters. In this way, the system can choose its most favorable configuration through its own dynamics in a larger Hilbert space.

The parameters of these models are from our previous work of $N\Omega$ system [23]. We list all parameters in Table I. The calculated baryon masses in comparison with experimental values are shown in Table II.

TABLE I: The parameters of two models: $m_{\pi} = 0.7\text{fm}^{-1}$, $m_K = 2.51\text{fm}^{-1}$, $m_{\eta} = 2.77\text{fm}^{-1}$, $m_{\sigma} = 3.42\text{fm}^{-1}$, $m_{a_0} = m_{\kappa} = m_{f_0} = 4.97\text{fm}^{-1}$, $\Lambda_{\pi} = 4.2\text{fm}^{-1}$, $\Lambda_K = 5.2\text{fm}^{-1}$, $\Lambda_{\eta} = 5.2\text{fm}^{-1}$, $\Lambda_{\sigma} = 4.2\text{fm}^{-1}$, $\Lambda_{a_0} = \Lambda_{\kappa} = \Lambda_{f_0} = 5.2\text{fm}^{-1}$, $g_{ch}^2/(4\pi) = 0.54$, $\theta_p = -15^\circ$.

	QDCSM	$SU(2)$ ChQM	$SU(3)$ ChQM
b (fm)	0.518	0.518	0.518
m_u (MeV)	313	313	313
m_d (MeV)	313	313	313
m_s (MeV)	573	536	573
a_c (MeV)	58.03	48.59	48.59
μ_{uu} (fm $^{-2}$)	0.45	-	-
μ_{us} (fm $^{-2}$)	0.19	-	-
μ_{ss} (fm $^{-2}$)	0.08	-	-
v_0 (MeV)	-1.2883	-1.2145	-0.961
α_0	0.510	0.510	0.583
Λ_0 (fm $^{-1}$)	1.525	1.525	1.616
μ_0 (MeV)	445.808	445.808	422.430

TABLE II: The masses of the ground-state baryons(in MeV).

	N	Δ	Λ	Σ	Σ^*	Ξ	Ξ^*	Ω
QDCSM	939	1232	1124	1238	1360	1374	1496	1642
$SU(2)$ ChQM	939	1232	1137	1245	1376	1375	1506	1620
$SU(3)$ ChQM	939	1232	1123	1267	1344	1398	1475	1625
Expt.	939	1232	1116	1193	1385	1318	1533	1672

III. THE RESULTS AND DISCUSSIONS

A. Effective potentials

In this work, we investigate the most strange dibaryon $\Omega\Omega$ with quantum numbers $S = -6$, $I = 0$, and $J^P = 0^+$, 1^- , 2^+ , 3^- in QDCSM, $SU(2)$ ChQM and $SU(3)$ ChQM. The partial wave of $J^P = 0^+$, 2^+ is S -wave, and the one of $J^P = 1^-$, 3^- is P -wave. We calculate

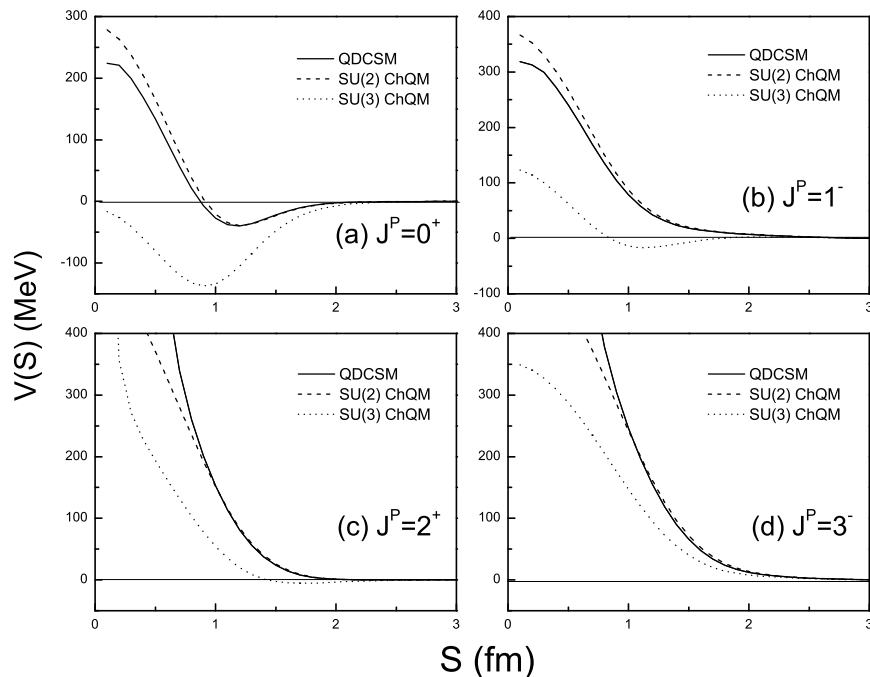


FIG. 1: The effective potentials of the $\Omega\Omega$ system in different quark models.

the effective potentials of the $\Omega\Omega$ system, because an attractive potential is necessary for forming bound state or resonance. The effective potential between two clusters is defined as, $V(S) = E(S) - E(\infty)$, where $E(S)$ is the diagonal matrix element of the Hamiltonian of the system in the generating coordinate. The effective potentials of $J^P = 0^+, 1^-, 2^+, 3^-$ in three quark models are shown in Fig. 1(a), (b), (c) and (d), respectively.

From Fig. 1(a), we can see that the potentials are attractive for the $J^P = 0^+$ $\Omega\Omega$ state in all quark models. It is obvious that the attraction in $SU(3)$ ChQM is the largest one, followed by the attractions in $SU(2)$ ChQM and QDCSM. For the $\Omega\Omega$ state with $J^P = 1^-$, the potential is repulsive in $SU(2)$ ChQM and QDCSM, but in $SU(3)$ ChQM, it is a little bit attractive. The case is similar for the $\Omega\Omega$ state with $J^P = 2^+$. For the $\Omega\Omega$ state with $J^P = 3^-$, the potentials are all repulsive in three quark models. Therefore, from the behavior of the effective potentials of the $\Omega\Omega$ state, it is possible for the $J^P = 0^+$ $\Omega\Omega$ dibaryon to form bound state, while for the $\Omega\Omega$ dibaryon with other quantum numbers, it is nearly impossible to form any bound state because of the repulsive interaction between two Ω s.

In order to investigate the source of the attractions for the $J^P = 0^+$ $\Omega\Omega$ state, we calculate the contribution of each interaction term to the total potential of the system. The potentials of various terms: the kinetic energy (V_{vk}), the confinement (V_{con}), the one-gluon-exchange (V_{oge}), the one-boson-exchange (V_π and V_K do not contribute to the effective potential because they do not exchange between two s quarks, so only V_η contributes), and the scalar nonet meson-exchange (V_σ , V_{a_0} , V_κ , and V_{f_0}) are shown in Fig. 2.

For the QDCSM, quark delocalization and color screening work together to provide short-range repulsion and intermediate-range attraction. We illustrate this mechanism by showing contributions of all interaction terms to the effective potential in Fig. 2(a). From which we see that the attraction of the $\Omega\Omega$ system mainly comes from the kinetic energy term. The confinement interaction provides a little attraction, while other terms provide repulsive potentials, which reduce the total attraction of the $\Omega\Omega$ potential.

For the $SU(2)$ ChQM, the quadratic confinement do not contribute to the potential between two Ω 's, because of the properties of two color singlets. Since the σ meson is restricted to exchange between the u and d quarks only in $SU(2)$ ChQM, there is no σ meson-exchange interaction between two Ω s. Therefore, there are only kinetic energy, one-gluon-exchange and one- η -exchange contribute to the effective potentials. It is shown in Fig. 2(b) that the kinetic energy term provides the major attraction, while other two terms provide repulsive potentials, which decrease the total attractions.

For the $SU(3)$ ChQM, the scalar nonet meson-exchange is included. Although a_0 and κ mesons do not contribute because they do not exchange between s quarks, both the f_0 meson-exchange and the σ meson-exchange introduce large attractions, which lead to the strong attraction between two Ω s.

B. Binding energy calculation

In order to see whether or not there is any bound state, we carry out a dynamic calculation. The resonat-

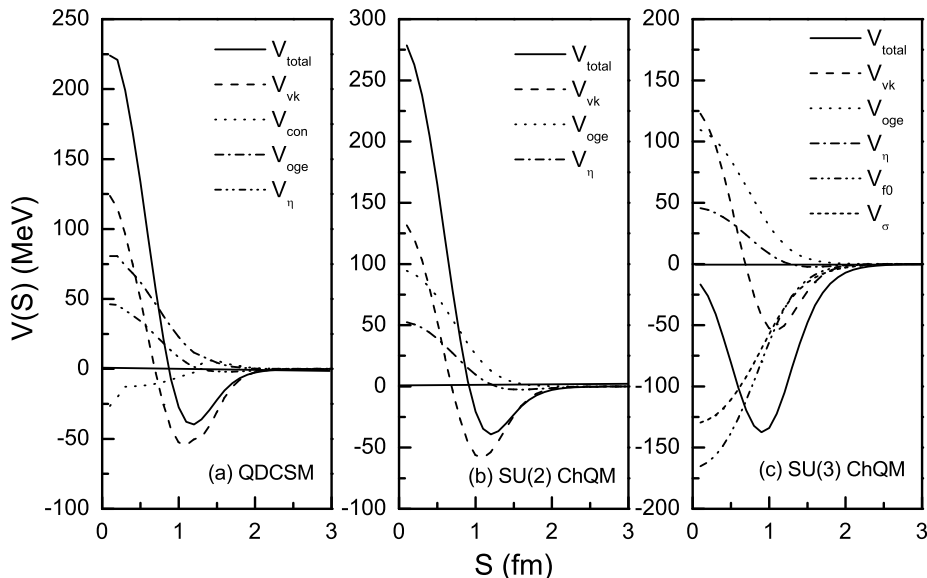


FIG. 2: The contributions to the effective potential from various terms of interactions for the $J^P = 0^+$ $\Omega\Omega$ state.

ing group method (RGM), described in more detail in Ref. [33], is used here. Expanding the relative motion wavefunction between two clusters in the RGM by a set of gaussians, the integro-differential equation of RGM can be reduced to algebraic equation, the generalized eigen-equation. The energy of the system can be obtained by solving the eigen-equation. In the calculation, the baryon-baryon separation ($|s_n|$) is taken to be less than 6 fm (to keep the matrix dimension manageably small).

In our calculation, the $\Omega\Omega$ system with $J^P = 1^-, 2^+, 3^-$ are unbound in all quark models, which agree with the repulsive nature of the interaction of these states. While, the $J^P = 0^+$ $\Omega\Omega$ state is bound in all quark models, due to the strong attractions in this system. Here, we discuss the $J^P = 0^+$ state in detail. The binding energies of $J^P = 0^+$ $\Omega\Omega$ state in various quark models are listed in Table III, where B_{sc} stands for the binding energy of the single channel $\Omega\Omega$, and B_{cc} refers to the binding energy with the hidden-color channel coupling.

TABLE III: The binding energies (in MeV) of the $J^P = 0^+$ $\Omega\Omega$ system in different models.

	B_{sc}	B_{cc}
QDCSM	-2.0	...
SU(2) ChQM	-0.7	-46.8
SU(3) ChQM	-79.9	-103.3

The single channel calculation shows that the binding energy in QDCSM and $SU(2)$ ChQM is very small, which indicates that the $J^P = 0^+$ $\Omega\Omega$ is a shallow bound state. In contrast, the binding energy in the $SU(3)$ ChQM is much larger due to the stronger attraction between two Ω s, which suggests that the $\Omega\Omega$ is a deep bound state. By coupling the hidden-color channel, a much deeper binding energy is obtained in both the $SU(2)$ ChQM

and $SU(3)$ ChQM, which reaches to -46.8 MeV and -103.3 MeV respectively. It indicates that the effect of the hidden-color channel coupling is important for the $\Omega\Omega$ system in the ChQM. In QDCSM, since it contains hidden-color channels coupling effect already through the color screening [18, 24], including the color-singlet channels is enough. Therefore, we find that the $J^P = 0^+$ $\Omega\Omega$ appears as a shallow bound state in QDCSM, and this conclusion is consistent with that of the HAL QCD Collaboration [28], in which they showed that the $J^P = 0^+$ $\Omega\Omega$ state had an overall attraction and was located near the unitary regime. However, the $J^P = 0^+$ $\Omega\Omega$ state becomes a deeper bound state in the $SU(2)$ ChQM, and even a much deeper bound state in the $SU(3)$ ChQM.

C. The low-energy scattering phase shifts

For the purpose of providing more information for the experimental search of such most strange dibaryon, we calculate the low-energy scattering phase shifts, the scattering length, and the effective range of the $\Omega\Omega$ dibaryon with $J^P = 0^+$. In experiment, each Ω can be identified through a successive weak decay $\Omega^- \rightarrow \Lambda + K^- \rightarrow p + \pi^- + K^-$. A large scattering length (not the existence of a bound state) is the important element for the correlation $C(Q)$ to have characteristic enhancement at small relative momentum Q [34]. Here, the well developed Kohn-Hulthen-Kato (KHK) variational method is used to calculate the low-energy scattering phase shifts. The details can be found in Ref. [33]. Fig. 3 illustrates the scattering phase shifts of the $J^P = 0^+$ $\Omega\Omega$ state. It is obvious that in all quark models, the scattering phase shifts go to 180 degrees at $E_{c.m.} \sim 0$ and rapidly decreases as $E_{c.m.}$ increases, which implies the existence of a bound state. The results are consistent with the the

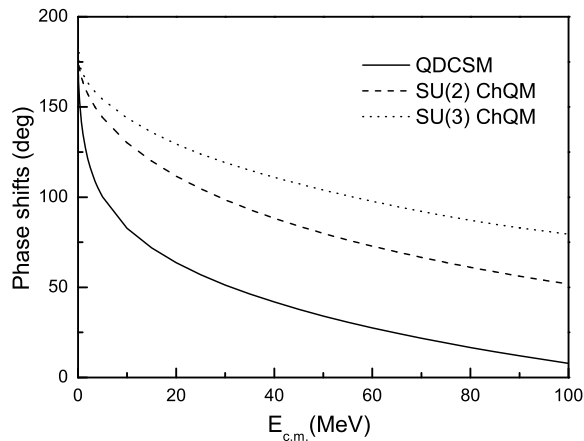


FIG. 3: The phase shifts of the $J^P = 0^+$ $\Omega\Omega$ state.

bound state calculation shown above. Besides, the behavior of the low-energy scattering phase shifts is also in agreement with that of the lattice QCD calculation [28].

Then, the scattering length a_0 and the effective range r_0 of the $\Omega\Omega$ state can be extracted from the low-energy scattering phase shifts by the following formula:

$$k \cot \delta = -\frac{1}{a_0} + \frac{1}{2} r_0 k^2 + \mathcal{O}(k^4) \quad (15)$$

where δ is the low-energy scattering phase shifts, k is the momentum of the relative motion with $k = \sqrt{2\mu E_{cm}}$, μ is the reduced mass of two baryons, and E_{cm} is the incident energy. The binding energy B' can be calculated according to the relation:

$$B' = \frac{\hbar^2 \alpha^2}{2\mu} \quad (16)$$

where α is the wave number, which can be obtained from the relation [35]:

$$r_0 = \frac{2}{\alpha} \left(1 - \frac{1}{\alpha a_0}\right) \quad (17)$$

The results are listed in Table IV.

TABLE IV: The scattering length a_0 , effective range r_0 , and binding energy B' of the $J^P = 0^+$ $\Omega\Omega$ dibaryon.

	a_0 (fm)	r_0 (fm)	B' (MeV)
QDCSM	4.1296	1.3977	-0.31
SU(2) ChQM	1.4050	0.6813	-35.6
SU(3) ChQM	0.87275	0.42850	-92.3

From Table IV, we can see that in all quark models, the scattering length are all positive, which implies that the $J^P = 0^+$ $\Omega\Omega$ dibaryon is a bound state here. The binding energies obtained by Eq. (16) is broadly consistent with that in Table III, which is obtained by the

dynamic calculation. Here again, the scattering length a_0 and effective range r_0 of the $J^P = 0^+$ $\Omega\Omega$ dibaryon in the QDCSM are in agreement with the results of the lattice QCD calculation [28], in which $a_0 = 4.6(6)^{(+1.2)}_{(-0.5)}$ fm and $r_0 = 1.27(3)^{(+0.06)}_{(-0.03)}$ fm.

IV. SUMMARY

In summary, we reanalyze the most strange dibaryon $\Omega\Omega$ with quantum numbers $S = -6$, $I = 0$, and $J^P = 0^+$, 1^- , 2^+ , 3^- in QDCSM, $SU(2)$ ChQM and $SU(3)$ ChQM. Our results show: (1) The $\Omega\Omega$ with quantum numbers $J^P = 1^-$, 2^+ , 3^- are all unbound, due to the repulsive interaction between two Ω s in these systems. (2) For the $J^P = 0^+$ $\Omega\Omega$, the attraction between two Ω s is strong enough to form a bound state in all quark models. (3) The low-energy scattering phase shifts, the scattering length, and the effective range of the $\Omega\Omega$ system with $J^P = 0^+$ also support that this most strange dibaryon is a bound state. (4) All the results in the QDCSM are consistent with that obtained by the HAL QCD method, which suggest that the $J^P = 0^+$ $\Omega\Omega$ dibaryon is a shallow bound state. In contrast, the binding energy is much deeper in both the $SU(2)$ ChQM $SU(3)$ ChQM, where the hidden-color channel coupling is employed.

The quark model study of the hadron interaction has experienced a long history. The mechanism of the intermediate-range attraction of the baryon-baryon interaction is one of the important issues in the study. In NN case we have shown that the phenomenological σ meson exchange in ChQM is equivalent to the quark delocalization and color screening in QDCSM [17] and the color screening effect in QDCSM is an effective description of hidden color channel coupling [24]. For the strange $N\Omega$ system, the QDCSM predicts a bound $N\Omega$ dibaryon with quantum numbers $S = -3$, $I = \frac{1}{2}$, $J^P = 2^+$, while the ChQM cannot obtain the bound state if the σ -meson is not universally exchanged between any quark pair. However, the bound state was finally obtained by considering the the hidden-color channels coupling. Although the similar results are obtained in both models, the mechanism is different. In QDCSM, quark delocalization and color screening work together to provide short-range repulsion and intermediate-range attraction, the coupling of the color singlet channels is enough to form a bound state $N\Omega$, while in the $SU(3)$ ChQM, although the universal σ -meson exchange introduces large attraction, but it is canceled by the repulsive potentials of κ and f_0 exchange, and the bound $N\Omega$ state is obtained by coupling both color singlet and hidden-color channels. Extending to the most strange $\Omega\Omega$ dibaryon, a shallow bound state is obtained in QDCSM. But this $J^P = 0^+$ $\Omega\Omega$ become a much deeper bound state in both the $SU(2)$ ChQM and $SU(3)$ ChQM by coupling the hidden-color channel. Besides, in the $SU(3)$ ChQM, the f_0 meson-exchange and the σ meson-exchange introduce large attractions, which also increase the total attraction of the $\Omega\Omega$ potential.

To validate the intermediate attraction mechanism, more experimental data are needed. Experimental search for dibaryons may provide more information for this issue. Searching for the $N\Omega$ bound state has made considerable headway by the STAR experiment [36]. If experiment confirms the existence of $N\Omega$ dibaryon state, it will be a signal showing that the quark delocalization and color screening (an effective description of hidden color channels coupling) is effective way to describe the intermediate range attraction of baryon-baryon interaction. This mechanism is also preferred by the similarity between nuclear force and molecular force. Besides, from the phenomenological point of view, the $\Omega\Omega$ system can be best searched by the measurement of pair-momentum correlation $C(Q)$ with Q being the relative momentum

between two baryons produced in relativistic heavy-ion collisions [37]. Experimental confirmation of the $N\Omega$ and $\Omega\Omega$ dibaryons will provide other samples of six-quark system than the non-strange dibaryon d^* [38–40]. We wish there will be more experimental collaborations to be involved in the search of such strange dibaryons.

Acknowledgments

This work is supported partly by the National Natural Science Foundation of China under Contract Nos. 11675080, 11775118 and 11535005.

-
- [1] A. Chodos *et al.*, Phys. Rev. D **9**, 3471 (1974).
 [2] A. W. Thomas, Adv. Nucl. Phys. **13**, 1 (1984); T. DeGrand *et al.*, Phys. Rev. D **12**, 2060 (1975).
 [3] R. Friedberg and T. D. Lee, Phys. Rev. D **15**, 1694 (1977); **16**, 1096 (1977); **18**, 2623 (1978).
 [4] T. H. R. Skyrme, Nucl. Phys. **31**, 556 (1962); E. Witten, Nucl. Phys. B **160**, 57 (1979); G. S. Adkins, C. R. Nappi, and E. Witten, *ibid.* B **228**, 552 (1983).
 [5] A. De Rujula, H. Georgi, and S. L. Glashow, Phys. Rev. D **12**, 147 (1975).
 [6] N. Isgur and G. Karl, Phys. Rev. D **18**, 4187 (1978); **19**, 2653 (1979); **20**, 1191 (1979).
 [7] A. Faessler and F. Fernandez, Phys. Lett. **124**, 145 (1983).
 [8] I. T. Obukhovskiy and A. M. Kusainov, Phys. Lett. B **238**, 142 (1990).
 [9] F. Fernandez, A. Valcarce, U. Straub, and Z. Faessler, J. Phys. G **19**, 2013 (1993).
 [10] Y. Fujiwara, C. Nakamoto, and Y. Suzuki, Phys. Rev. Lett. **76**, 2242 (1996); Y. Fujiwara, T. Fujita, M. Kohno, C. Nakamoto, and Y. Suzuki, Phys. Rev. C **65**, 014002 (2002).
 [11] Y. W. Yu, Z. Y. Zhang, P. N. Shen and L. R. Dai, Phys. Rev. C **52**, 3393 (1995).
 [12] A. Valcarce, H. Garcilazo, F. Fernández and P. Gonzalez, Rep. Prog. Phys. **68**, 965 (2005) and references therein.
 [13] M. Ablikim, *et al.* [BES Collaboration], Phys. Lett. B **598**, 149 (2004).
 [14] N. Kaiser, S. Grestendorfer and W. Weise, Nucl. Phys. A **637**, 395 (1998); E. Oset, H. Toki, M. Mizobe and T. T. Takahashi, Prog. Theo. Phys. **103**, 351 (2000); M. M. Kaskulov and H. Clement, Phys. Rev. C **70**, 014002 (2004).
 [15] F. Wang, G. H. Wu, L. J. Teng and T. Goldman, Phys. Rev. Lett. **69**, 2901 (1992); G. H. Wu, L. J. Teng, J. L. Ping, F. Wang and T. Goldman, Phys. Rev. C **53**, 1161 (1996).
 [16] J. L. Ping, F. Wang and T. Goldman, Nucl. Phys. A **657**, 95 (1999); G. H. Wu, J. L. Ping, L. J. Teng *et al.*, Nucl. Phys. A **673**, 279 (2000); H. R. Pang, J. L. Ping, F. Wang and T. Goldman, Phys. Rev. C **65**, 014003 (2001).
 [17] L. Z. Chen, H. R. Pang, H. X. Huang, J. L. Ping and F. Wang, Phys. Rev. C **76**, 014001 (2007).
 [18] J. L. Ping, H. X. Huang, H. R. Pang, F. Wang and C. W. Wong, Phys. Rev. C **79**, 024001 (2009).
 [19] H. Huang, J. Ping and F. Wang, Phys. Rev. C **89**, 034001 (2014).
 [20] F. Wang, J. L. Ping, G. H. Wu, L. J. Teng and T. Goldman, Phys. Rev. C **51**, 3411 (1995).
 [21] H. R. Pang, J. L. Ping, F. Wang, T. Goldman and E. G. Zhao, Phys. Rev. C **69**, 065207 (2004).
 [22] M. Chen, H. X. Huang, J. L. Ping and F. Wang, Phys. Rev. C **83**, 015202 (2011).
 [23] H. X. Huang, J. L. Ping and F. Wang, Phys. Rev. C **92**, 065202 (2015).
 [24] H. X. Huang, P. Xu, J. L. Ping and F. Wang, Phys. Rev. C **84**, 064001 (2011).
 [25] V. B. Kopeliovich, Nucl. Phys. **A639**, 75c (1998).
 [26] Z. Y. Zhang, Y. W. Yu, C. R. Ching, T. H. Ho and Z. D. Lu, Phys. Rev. **C61**, 065204 (2000).
 [27] H. R. Pang, J. L. Ping, F. Wang, and T. Goldman, Phys. Rev. C **66**, 025201 (2002).
 [28] S. Gongyo, K. Sasaki, S. Aoki, *et al.*, (HAL QCD Collaboration), Phys. Rev. Lett. **120**, 212001 (2018).
 [29] K. Morita, S. Gongyo, T. Hatsuda, T. Hyodo, Y. Kamiya, and A. Ohnishi, arXiv: 1908.05414v2.
 [30] J. Vijande, F. Fernandez and A. Valcarce, J. Phys. G **31**, 481 (2005).
 [31] H. Garcilazo, T. F. Carames and A. Valcarce, Phys. Rev. C **74**, 034002 (2007).
 [32] Q. B. Li, P. N. Shen, Z. Y. Zhang and Y. W. Yu, Nucl. Phys. A **683**, 487 (2001).
 [33] M. Kamimura, Supp. Prog. Theo. Phys. **62**, 236 (1977).
 [34] K. Morita, A. Ohnishi, F. Etminan, and T. Hatsuda, Phys. Rev. C **94**, 031901 (2016).
 [35] V. A. Babenko, and N. M. Petrov, Physics of Atomic Nuclei **66**, 1319 (2003).
 [36] J. Adam *et al.* (STAR Collaboration), Phys. Lett. B **790**, 490 (2019).
 [37] S. Cho *et al.* (ExHIC Collaboration), Prog. Part. Nucl. Phys. **95**, 279 (2017).
 [38] M. Bashkanov *et al.* (CELSIUS-WASA Collaboration), Phys. Rev. Lett. **102**, 052301 (2009).
 [39] P. Adlarson *et al.* (WASA-at-COSY Collaboration), Phys. Rev. Lett. **112**, 202301 (2014).
 [40] M. Bashkanov *et al.* (A2-at-MAMI Collaboration),

