

Many-particle effects in optical transitions from zero-mode Landau levels in HgTe quantum wells

S. S. Krishtopenko,¹ A. M. Kadykov,¹ S. Gebert,² S. Ruffenach,¹ C. Consejo,¹ J. Torres,² C. Avogadri,¹ B. Jouault,¹ W. Knap,¹ N. N. Mikhailov,^{3,4} S. A. Dvoretiskii,^{3,4} and F. Teppe^{1,*}

¹*Laboratoire Charles Coulomb, Université de Montpellier,
Centre National de la Recherche Scientifique, 34095 Montpellier, France.*

²*Institut d'Electronique et des Systèmes, Université de Montpellier,
Centre National de la Recherche Scientifique, 34000 Montpellier, France.*

³*Institute of Semiconductor Physics, Siberian Branch, Russian Academy of Sciences,
pr. Akademika Lavrent'eva 13, Novosibirsk, 630090 Russia*

⁴*Novosibirsk State University, Pirogova st. 2, 630090 Novosibirsk, Russia.*

(Dated: May 19, 2022)

We report on the far-infrared magnetospectroscopy of HgTe quantum wells with inverted band ordering at different electron concentrations. We particularly focus on optical transitions from zero-mode Landau levels, which split from the edges of electron-like and hole-like bands. We observe a pronounced dependence of the transition energies on the electron concentration varied by persistent photoconductivity effect. This is striking evidence that in addition to the already well-documented crystalline and interface asymmetries, electron-electron interactions also have a significant impact on the usual behavior of the optical transitions from zero mode Landau levels.

HgTe/CdTe quantum wells (QWs) were the first two-dimensional (2D) systems in which it has been shown that the band ordering depended strongly on the QW width d [1]. If d is smaller than a critical value d_c , the first electron-like ($E1$) subband in the QW lies above the first hole-like ($H1$) subband, and the QW has a trivial band ordering [2]. In wide QWs, when $d > d_c$, $E1$ falls below $H1$ and the band ordering becomes inverted, giving rise to the 2D topological insulator state [2, 3]. At critical QW width, $d = d_c$, HgTe QWs host a gapless state with massless Dirac fermions [4–7]. The band ordering in HgTe QWs can also be changed by hydrostatic pressure [8], temperature [9, 10] or strain [11, 12].

The most efficient way to discriminate trivial and inverted band ordering in HgTe QWs is to probe the evolution of a particular pair of Landau levels (LLs) under applied magnetic field [3]. These so-called *zero-mode* LLs split from the edges of $E1$ and $H1$ subbands and have pure electron-like and hole-like character, respectively. The energy of the electron-like zero-mode LL increases systematically with magnetic field, while the energy of that of the $H1$ subband decreases as the magnetic field increases. In inverted HgTe QWs, the zero-mode LLs therefore cross at a critical magnetic field B_c (Fig. 1), above which the inverted band ordering transforms into the trivial one [3].

The presence of bulk inversion asymmetry (BIA) [13, 14] in the unit cell of zinc blende materials, as well as the interface inversion asymmetry (IIA) at the HgTe/CdHgTe heterojunction [15] induce the anticrossing of zero-mode LLs in the vicinity of B_c . It appears that the value of this anticrossing gap Δ depends considerably on the experimental technique used to measure it. Particularly, the measurements of magnetotransport [4, 5, 16, 17] and photoconductivity [18, 19] per-

formed with gated Hall bars show that the anticrossing gap is negligibly small. On the contrary, the far-infrared magnetospectroscopy reveals a fine structure of the optical transitions from zero-mode LLs [20–23]. The analysis of this fine structure in the vicinity of B_c within the Dirac-like model, including BIA and IIA, gives $\Delta \sim 5$ meV for the joint effects. These contested experimental values of the anticrossing gap obtained in magnetotransport and magnetospectroscopy triggered a vivid discussion about the real strength of BIA and IIA in HgTe QWs [5, 23–25].

The key difference between magnetotransport and far-infrared magnetospectroscopy is that the latter induces inter-LL excitations, which may be considered as neutral collective modes [26, 27] or *magnetic excitons* [27] composed of a bound state of a hole in a filled LL and an electron in an otherwise empty level. The long-wavelength limit of certain magnetic excitons [26, 27], such as magnetoplasmons, contributes into magneto-optical conductivity, defining the resonant energy and intensity of the magnetoabsorption lines [28, 29].

In 2D systems with parabolic band dispersion, all inter-LL transitions contributing into magnetoabsorption have the same cyclotron resonance (CR) energy, which is known to be insensitive to electron-electron (e - e) interaction [28, 30]. Non-parabolic 2D systems have multiple LL transitions with different energies corresponding to multiple magnetoplasmonic modes [28, 29]. In such systems, the e - e interaction mixes collective modes having close energies, already at zero wave-vector [31, 32], making magneto-optical conductivity sensitive to many-particle effects. So far, many-particle effects in magnetospectroscopy were observed in InAs QWs [31–36] and graphene [37–40]. As HgTe QWs also have strongly non-parabolic band structure [2, 3], many-particle effects

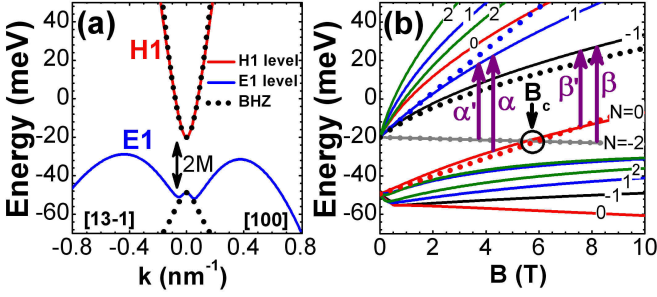


FIG. 1. Band structure (a) and Landau levels (b) of rectangular 8-nm-wide HgTe/Cd_{0.7}Hg_{0.3}Te QWs at $T = 2$ K. (a) The blue and red curves represent band dispersion of $E1$ and $H1$ subbands, calculated with the 8-band $\mathbf{k}\cdot\mathbf{p}$ Hamiltonian [8]. The dotted curves show the dispersion within the BHZ model [2]. (b) The numbers over the curves show the LL indices within the 8-band $\mathbf{k}\cdot\mathbf{p}$ Hamiltonian [8]. The arrows represent LL transitions observed in the vicinity of B_c [7, 20–22]. The dotted colored curves show the corresponding LLs calculated within the BHZ model by using parameters provided in the Supplemental Materials [43].

should also contribute to their magneto-optical conductivity.

Here, we study the evolution of optical transitions from the zero-mode LLs in inverted HgTe QWs at different electron concentrations varied by the persistent photoconductivity effect [41, 42]. By fitting the difference in the transition energies with an analytical expression including BIA and IIA, we extract the energy gap at the Γ point of the Brillouin zone, the anticrossing gap Δ and the critical magnetic field B_c from our experimental data. An unexpected strong dependence of the energy gap on the electron concentration clearly evidences that e - e interaction affects the LL transitions beyond the single-particle picture.

Let us first consider the typical band structure and LLs of inverted HgTe QW in the absence of BIA and IIA (see Fig. 1). The calculations were performed using the 8-band $\mathbf{k}\cdot\mathbf{p}$ Hamiltonian [8]. We also neglect the structure inversion asymmetry (SIA) assuming that the QW profile is symmetrical. To calculate the LLs, we apply the axial approximation by omitting the warping terms in the Hamiltonian [8]. In this case, the electron-wave function for a given LL index $N > 0$ generally has eight components, describing the contribution of the Γ_6 , Γ_7 , and Γ_8 bands into the LL. We note that a specific LL with $N = -2$ contains only a contribution of the heavy-hole band with a momentum projection $\pm 3/2$ [8, 20, 21]. Details of the LL notation within the 8-band $\mathbf{k}\cdot\mathbf{p}$ Hamiltonian are provided in Ref. [8].

The absence of BIA and IIA implies that the two zero-mode LLs, which can be recognized in the LLs with $N = -2$ and $N = 0$ in Fig. 1, simply cross each other at a critical magnetic field B_c [8, 20, 21]. In this case, optically active inter-LL transitions follow conventional

$\Delta N = \pm 1$ selection rules imposed by angular momentum conservation law [20]. Transitions from the zero-mode LLs, which follow these selection rules are marked in Fig. 1 as α and β transitions, in accordance with the notation of Schultz *et al.* [44]. On the contrary, the α' and β' transitions from the zero-mode LLs both correspond to "spin-flip" transitions [3, 6], which are forbidden in the single-particle picture if BIA and IIA are ignored.

The inter-LL transitions can be also analytically described within the Dirac-like model proposed by Bernevig, Hughes and Zhang (BHZ) [2, 3]. This BHZ model is directly derived from the 8-band $\mathbf{k}\cdot\mathbf{p}$ Hamiltonian by applying a perturbation approach for the QW states in the vicinity of Γ point [2]. By using parameters provided in the Supplemental Materials [43], one can see that the BHZ model well describes the electronic states at small values of \mathbf{k} (see Fig. 1(a)). The colored dotted curves in Fig. 1(b) show the energy of LLs involved in α , α' , β and β' transitions calculated within the BHZ model.

It is seen that only the energies of the zero-mode LLs are in good agreement with realistic numerical calculations. The difference in the energies calculated within both models does not exceed 10% for the zero-mode LL from the $E1$ subband, while the final levels of α , α' , β and β' transitions show a significant deviation. However, by combining the energies of α with α' transition and β with β' transition, we exclude the "wrong" LLs from consideration and apply the BHZ model to the energy difference:

$$\Delta E = \frac{\hbar\omega_{\alpha'} - \hbar\omega_{\alpha}}{2} = \frac{\hbar\omega_{\beta'} - \hbar\omega_{\beta}}{2} = \frac{\epsilon_0^{(+)} - \epsilon_0^{(-)}}{2}, \quad (1)$$

where $\epsilon_0^{(+)}$ and $\epsilon_0^{(-)}$ are the energies of the zero-mode LLs from the $E1$ and $H1$ subband, respectively. In the presence of SIA, BIA and IIA, the energies $\epsilon_0^{(\pm)}$ can be calculated analytically within the BHZ model [43] resulting in

$$\Delta E = \sqrt{M^2 \left(1 - \frac{B}{B_c}\right)^2 + \frac{\Delta^2}{4}}, \quad (2)$$

where Δ is the anticrossing gap at $B = B_c$ caused by both BIA and IIA, while B_c and M are the critical field and the mass parameter, respectively, both introduced in the absence of BIA and IIA [43]. The parameter M defines the gap between the $E1$ and $H1$ subbands at the Γ point of the Brillouin zone (see Fig. 1): it is positive for trivial band ordering and negative for inverted band structure. Thus, by fitting experimental values of the energy differences for both pairs of the transitions, one can directly extract the values of Δ , B_c and M from magnetoabsorption.

In this work, we have studied three different samples, each containing a 8-nm-wide HgTe QW embedded between Cd_xHg_{1-x}Te barriers: $x = 0.62$ for sample 091223,

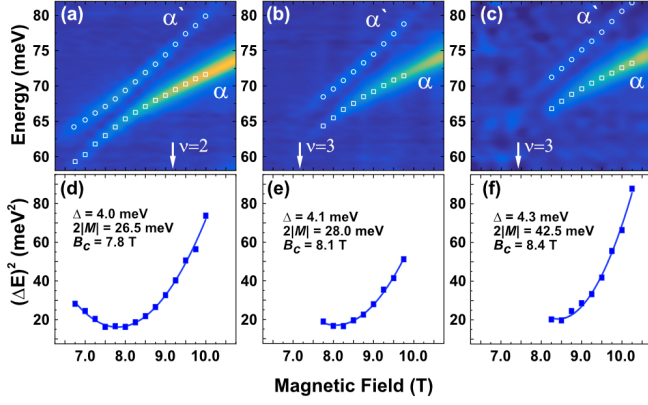


FIG. 2. (a)-(c) Color maps showing α and α' inter-LL transitions in the 8 nm HgTe/Cd_{0.77}Hg_{0.27}Te QW (sample 101109) as a function of magnetic field, measured at different electron concentration n_S : (a) $4.5 \cdot 10^{11} \text{ cm}^{-2}$, (b) $5.3 \cdot 10^{11} \text{ cm}^{-2}$, (c) $5.7 \cdot 10^{11} \text{ cm}^{-2}$. The symbols represent position of the magnetoabsorption lines, whose energies are used in the evaluation of ΔE . (d)-(f) Square of the energy difference for α and α' transitions at the same concentrations as in the respective top panels. The solid curves are the fitting to Eq. (2). The arrows indicate magnetic fields corresponding to the integer filling factor ν .

$x = 0.41$ for sample 101221 and $x = 0.77$ for sample 101109. The samples were grown by molecular beam epitaxy (MBE) on a semi-insulating (013) GaAs substrate with a relaxed CdTe buffer [45]. The barriers were selectively doped with indium, resulting in a 2D electron concentration n_S of a few 10^{11} cm^{-2} at low temperatures. The magnetoabsorption spectra were measured in the Faraday configuration at 2 K by using a Fourier transform spectrometer coupled to a 16-T superconducting coil [46]. All spectra were normalized by the sample transmission at zero magnetic field. In the measurements, the electron concentration was varied through the persistent photoconductivity effect [41, 42] by changing the time of illumination with a blue light emitting diode (LED). We note that illumination of HgTe QWs with blue LED results in increasing of n_S [47], in contrast to the case of InAs/GaSb QWs [42]. The concentration values were determined via magnetotransport measurements in the van der Pauw geometry.

The magnetoabsorption spectra for the samples 101109 and 091223 are shown in Figs 2 and 3, respectively. The spectra of the sample 101221 are provided in the Supplemental Materials [43]. As we are interested in the fine structure of the α and β transitions in the vicinity of B_c , we only supply the high-energy parts of the spectra, above the reststrahlen band of the GaAs substrate (typically in the 30–40 meV range) [20, 21]. The low-energy parts feature several CR-like transitions from higher LLs in the conduction band and look qualitatively the same, as in previous works [7, 20–22].

The most intense line for the sample 101109 (see Fig. 2)

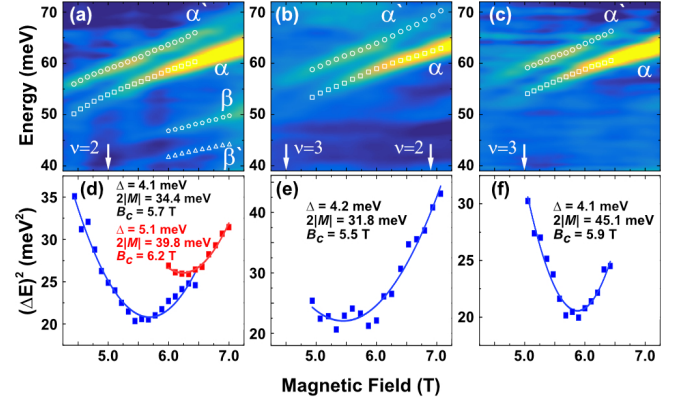


FIG. 3. (a)-(c) Color maps of the α , α' , β and β' inter-LL transitions as a function of magnetic field in the 8 nm HgTe/Cd_{0.62}Hg_{0.38}Te QW (sample 091223) at different electron concentration n_S : (a) $2.4 \cdot 10^{11} \text{ cm}^{-2}$, (b) $3.3 \cdot 10^{11} \text{ cm}^{-2}$, (c) $3.6 \cdot 10^{11} \text{ cm}^{-2}$. The symbols correspond to the position of the magnetoabsorption lines, whose energies are used in the evaluation of ΔE . (d)-(f) Square of the energy differences for both pairs of the transitions at the same concentrations as in the respective top panels. The solid curves are the fitting to Eq. (2). The red and blue colors correspond to the α - α' and β - β' anticrossing, respectively. The arrows indicate magnetic fields corresponding to the integer filling factor ν .

is identified as the α transition accompanied by the weaker line of the α' transition. As seen from Fig. 1, the α and α' transitions are both present in the spectra if the filling factor of LLs ν in the conduction band is less than three. Indeed, $\nu < 3$ for the n_S values of $4.5 \cdot 10^{11} \text{ cm}^{-2}$, $5.3 \cdot 10^{11} \text{ cm}^{-2}$, $5.7 \cdot 10^{11} \text{ cm}^{-2}$ is fulfilled for magnetic fields higher than 6.2 T, 7.3 T and 7.9 T, respectively. The absence of the β and β' transitions in the spectra of the sample 101109 is attributed to $\nu > 2$ in the given magnetic field range.

As seen from Fig. 3(a), $n_S = 2.4 \cdot 10^{11} \text{ cm}^{-2}$ allows for observation of all four α , α' , β and β' transitions in the sample 091223 since $\nu < 2$ represents the fields higher than 5.0 T. Increasing of n_S up to $3.3 \cdot 10^{11} \text{ cm}^{-2}$ yields to the vanishing of the β and β' transitions in the field range of $4.5 \text{ T} < B < 6.8 \text{ T}$ since it corresponds to $2 < \nu < 3$. We note that the α' and β' transitions are observed just in the vicinity of B_c , while above the field range shown in Fig. 3, only the α and β transitions are present.

In order to analyze our magnetoabsorption data within the single-particle picture, we have fitted the difference in energies ΔE between α and α' , and between β and β' transitions by Eq. (2). As shown in the bottom panels of Figs 2, 3 and in the Supplemental Materials [43], the energy difference is formally well described by the BHZ model including the BIA and IIA effects. Figure 4 summarizes the values of Δ , B_c and M as a function of n_S for both pairs of the transitions. The error bar for the extracted values does not exceed 10%.

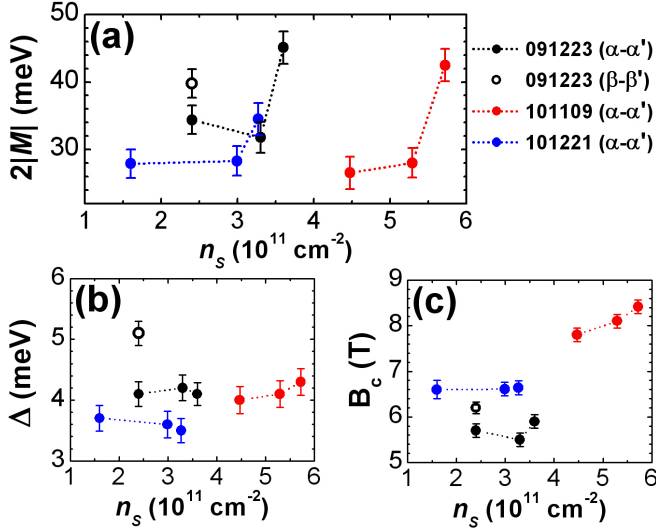


FIG. 4. Evolution of single-particle parameters with electron concentration extracted from magnetoabsorption of different samples: (a) $2|M|$ vs n_s , (b) B_c vs n_s , (c) Δ vs n_s .

In the following, we address some interesting features, which cannot be explained within the single-particle picture. First, the values of Δ , B_c and M extracted from $\hbar\omega_{\alpha'} - \hbar\omega_{\alpha}$ and $\hbar\omega_{\beta'} - \hbar\omega_{\beta}$ differ significantly from each other. The difference between $\hbar\omega_{\alpha'} - \hbar\omega_{\alpha}$ and $\hbar\omega_{\beta'} - \hbar\omega_{\beta}$ is clearly seen in Fig. 3(d). Note that in the single-particle picture, the energy differences $\hbar\omega_{\alpha'} - \hbar\omega_{\alpha}$ and $\hbar\omega_{\beta'} - \hbar\omega_{\beta}$ should be the same. This is a general property of the single-particle approach, which is still valid in the BHZ model [22].

Second, Fig. 4(a) demonstrates a pronounced dependence of the energy gap $2M$ on the electron concentration. The changing range for $2M$ exceeds significantly the error bar and the deviation within 10%, expected for zero-mode LLs in the BHZ model (see Fig. 1). On the other hand, Δ and B_c are either independent of n_s or have a weak concentration dependence within the error bar. Although, the changing of n_s affects the band structure via the changes of the QW profile, such effect is small in our samples. Particularly, the self-consistent calculations involving the Poisson equation and the 8-band $\mathbf{k}\cdot\mathbf{p}$ Hamiltonian predict less than 5% changing of $2M$ for pure asymmetrical QWs in the range of n_s shown in Fig. 4. Thus, the strong concentration dependence of $2|M|$ together with the different values of Δ and B_c extracted from $\hbar\omega_{\alpha'} - \hbar\omega_{\alpha}$ and $\hbar\omega_{\beta'} - \hbar\omega_{\beta}$ cannot be interpreted within the single-particle picture.

Let us now discuss qualitatively possible mechanism beyond the single particle picture, which may result in the fine structure of α and β transitions shown in Figs 2 and 3. As mentioned before, any inter-LL transition observed in magnetoabsorption can be presented as neutral magnetic exciton, which long-wavelength limit contributes to the magneto-optical conductivity [26–29]. In

this sense, the α and α' transitions can be considered as two magnetic excitons with zero wave-vectors. In the absence of e - e interaction, their energies are defined by the single-particle LLs and only the α exciton contributes in magnetoabsorption.

The many-particle interaction gives rise to (1) internal interaction inside the electron-hole pair of the given exciton, (2) interaction between the exciton and other non-excited electrons below the Fermi level and (3) the exciton-exciton interaction caused by the interaction between the electrons and holes of the α and α' excitons. The first two interactions just change the energies of the α and α' excitons from its single-particle values. On the contrary, the interaction (3) induces hybridization between two magnetic excitons, which leads to the non-zero α' contribution into magnetoabsorption.

This hybridization between the excitons is very efficient if the energies of the α and α' transitions differ in less than the characteristic length of Coulomb interaction E_c in our samples. The latter can be roughly evaluated as $E_c \sim e^2/(a_B\epsilon)$, where e is an elementary charge, a_B is the magnetic length given by $a_B^2 = \hbar c/eH$ and $\epsilon = 21$ is the static permittivity of HgTe. In the field range of $B = 4 - 9$ T, E_c changes from 5 to 8 meV, that is comparable with the experimental values of $\hbar\omega_{\alpha'} - \hbar\omega_{\alpha}$ and $\hbar\omega_{\beta'} - \hbar\omega_{\beta}$ in the vicinity of B_c .

Thus, it is therefore relevant to consider multi-particle effects to describe the observed fine structure of α and β transitions. Moreover, the many-particle hybridization between magnetic excitons having close energies is sensitive to the electron concentration n_s , LL filling factor ν and may result in different fine structures for the α and β transitions. Additionally, the proposed mechanism does not require the anticrossing of zero-mode LLs that is consistent with experimental evidences of the small values of BIA and IIA obtained by magnetotransport [4, 5, 16, 17] and photoconductivity [18, 19].

In conclusion, we studied inverted HgTe/CdHgTe QWs by far infrared magneto-spectroscopy, by varying the carrier density with a persistent photoconductivity effect. The analysis of several optical transitions from the zero-mode LLs near their crossing, highlights the contribution of many-particles phenomena, via an unexpectedly strong dependence of the band gap energy as a function of the electron concentration. This indicates that inter-LL transitions probed by far-infrared magnetospectroscopy should be considered in terms of magnetic excitons, as many-particle collective modes [26–29, 31–33].

The authors gratefully thank M. Orlita (Laboratoire National des Champs Magnétiques Intenses, Grenoble) for the helpful discussions and critical comments. This work was supported by MIPS department of Montpellier University through the "Occitanie Terahertz Platform", by CNRS through LIA "TeraMIR", and by the French Agence Nationale pour la Recherche (Colector project). The work has also received funding from the

European Union's Horizon 2020 research and innovation programme under the Marie-Curie grant agreement No 765426.

* frederic.teppe@umontpellier.fr

- [1] L. G. Gerchikov and A. V. Subashiev, *Phys. Status Solidi B* **160**, 443 (1990).
- [2] B. A. Bernevig, T. L. Hughes, and S.-C. Zhang, *Science* **314**, 1757 (2006).
- [3] M. König, S. Wiedmann, C. Brüne, A. Roth, H. Buhmann, L. W. Molenkamp, X.-L. Qi, and S.-C. Zhang, *Science* **318**, 766 (2007).
- [4] B. Büttner, C. Liu, G. Tkachov, E. Novik, C. Brüne, H. Buhmann, E. Hankiewicz, P. Recher, B. Trauzettel, S. Zhang, and L. Molenkamp, *Nat. Phys.* **7**, 418 (2011).
- [5] A. M. Kadykov, S. S. Krishtopenko, B. Jouault, W. Desrat, W. Knap, S. Ruffenach, C. Consejo, J. Torres, S. V. Morozov, N. N. Mikhailov, S. A. Dvoretiskii, and F. Teppe, *Phys. Rev. Lett.* **120**, 086401 (2018).
- [6] J. Ludwig, Y. B. Vasilyev, N. N. Mikhailov, J. M. Poumirol, Z. Jiang, O. Vafek, and D. Smirnov, *Phys. Rev. B* **89**, 241406 (2014).
- [7] M. Marcinkiewicz, S. Ruffenach, S. S. Krishtopenko, A. M. Kadykov, C. Consejo, D. B. But, W. Desrat, W. Knap, J. Torres, A. V. Ikonnikov, K. E. Spirin, S. V. Morozov, V. I. Gavrilenko, N. N. Mikhailov, S. A. Dvoretiskii, and F. Teppe, *Phys. Rev. B* **96**, 035405 (2017).
- [8] S. S. Krishtopenko, I. Yahniuk, D. B. But, V. I. Gavrilenko, W. Knap, and F. Teppe, *Phys. Rev. B* **94**, 245402 (2016).
- [9] S. Wiedmann, A. Jost, C. Thienel, C. Brüne, P. Leubner, H. Buhmann, L. W. Molenkamp, J. C. Maan, and U. Zeitler, *Phys. Rev. B* **91**, 205311 (2015).
- [10] A. V. Ikonnikov, S. S. Krishtopenko, O. Drachenko, M. Goiran, M. S. Zholudev, V. V. Platonov, Y. B. Kudasov, A. S. Korshunov, D. A. Maslov, I. V. Makarov, O. M. Surdin, A. V. Philippov, M. Marcinkiewicz, S. Ruffenach, F. Teppe, W. Knap, N. N. Mikhailov, S. A. Dvoretiskii, and V. I. Gavrilenko, *Phys. Rev. B* **94**, 155421 (2016).
- [11] P. Leubner, L. Lunczer, C. Brüne, H. Buhmann, and L. W. Molenkamp, *Phys. Rev. Lett.* **117**, 086403 (2016).
- [12] I. Yahniuk, S. S. Krishtopenko, G. Grabecki, B. Jouault, C. Consejo, W. Desrat, M. Majewicz, A. M. Kadykov, K. E. Spirin, V. I. Gavrilenko, N. N. Mikhailov, S. A. Dvoretiskii, D. B. But, F. Teppe, J. Wrobel, G. Cywinski, S. Kret, T. Dietl, and W. Knap, *npj Quantum Mater.* **4**, 13 (2019).
- [13] C. Liu, T. L. Hughes, X.-L. Qi, K. Wang, and S.-C. Zhang, *Phys. Rev. Lett.* **100**, 236601 (2008).
- [14] M. König, H. Buhmann, L. W. Molenkamp, T. Hughes, C.-X. Liu, X.-L. Qi, and S.-C. Zhang, *J. Phys. Soc. Jpn.* **77**, 031007 (2008).
- [15] M. V. Durnev and S. A. Tarasenko, *Phys. Rev. B* **93**, 075434 (2016).
- [16] C. Brüne, A. Roth, H. Buhmann, E. M. Hankiewicz, L. W. Molenkamp, J. Maciejko, X.-L. Qi, and S.-C. Zhang, *Nat. Phys.* **8**, 485 (2012).
- [17] E. Olshanetsky, Z. Kvon, G. Gusev, N. Mikhailov, and S. Dvoretiskii, *Physica E Low. Dimens. Syst. Nanostruct.* **99**, 335 (2018).
- [18] A. M. Kadykov, F. Teppe, C. Consejo, L. Viti, M. S. Vitiello, S. S. Krishtopenko, S. Ruffenach, S. V. Morozov, M. Marcinkiewicz, W. Desrat, N. Dyakonova, W. Knap, V. I. Gavrilenko, N. N. Mikhailov, and S. A. Dvoretiskii, *Appl. Phys. Lett.* **107**, 152101 (2015).
- [19] A. M. Kadykov, J. Torres, S. S. Krishtopenko, C. Consejo, S. Ruffenach, M. Marcinkiewicz, D. But, W. Knap, S. V. Morozov, V. I. Gavrilenko, N. N. Mikhailov, S. A. Dvoretiskii, and F. Teppe, *Appl. Phys. Lett.* **108**, 262102 (2016).
- [20] M. Orlita, K. Masztalerz, C. Faugeras, M. Potemski, E. G. Novik, C. Brüne, H. Buhmann, and L. W. Molenkamp, *Phys. Rev. B* **83**, 115307 (2011).
- [21] M. Zholudev, F. Teppe, M. Orlita, C. Consejo, J. Torres, N. Dyakonova, M. Czapkiewicz, J. Wróbel, G. Grabecki, N. Mikhailov, S. Dvoretiskii, A. Ikonnikov, K. Spirin, V. Aleshkin, V. Gavrilenko, and W. Knap, *Phys. Rev. B* **86**, 205420 (2012).
- [22] M. S. Zholudev, F. Teppe, S. V. Morozov, M. Orlita, C. Consejo, S. Ruffenach, W. Knap, V. I. Gavrilenko, S. A. Dvoretiskii, and N. N. Mikhailov, *JETP Lett.* **100**, 790 (2015).
- [23] L. S. Bovkun, A. V. Ikonnikov, V. Y. Aleshkin, K. E. Spirin, V. I. Gavrilenko, N. Mikhailov, S. A. Dvoretiskii, F. Teppe, B. A. Piot, M. Potemski, and M. Orlita, *J. Phys.: Condens. Matter* **31**, 145501 (2019).
- [24] S. A. Tarasenko, M. V. Durnev, M. O. Nestoklon, E. L. Ivchenko, J.-W. Luo, and A. Zunger, *Phys. Rev. B* **91**, 081302 (2015).
- [25] G. M. Minkov, A. V. Germanenko, O. E. Rut, A. A. Sherstobitov, M. O. Nestoklon, S. A. Dvoretiskii, and N. N. Mikhailov, *Phys. Rev. B* **93**, 155304 (2016).
- [26] Y. A. Bychkov, S. V. Iordanskii, and G. M. Eliashberg, *JETP Lett.* **33**, 143 (1981).
- [27] C. Kallin and B. I. Halperin, *Phys. Rev. B* **30**, 5655 (1984).
- [28] A. H. MacDonald and C. Kallin, *Phys. Rev. B* **40**, 5795 (1989).
- [29] Y. A. Bychkov and G. Martinez, *Phys. Rev. B* **66**, 193312 (2002).
- [30] W. Kohn, *Phys. Rev.* **123**, 1242 (1961).
- [31] S. S. Krishtopenko, *J. Phys.: Condens. Matter* **25**, 365602 (2013).
- [32] S. S. Krishtopenko, A. V. Ikonnikov, M. Orlita, Y. G. Sadofyev, M. Goiran, F. Teppe, W. Knap, and V. I. Gavrilenko, *J. Appl. Phys.* **117**, 112813 (2015).
- [33] H. Arimoto, N. Miura, and R. A. Stradling, *Phys. Rev. B* **67**, 155319 (2003).
- [34] C. M. Hu, C. Zehnder, C. Heyn, and D. Heitmann, *Phys. Rev. B* **67**, 201302 (2003).
- [35] S. S. Krishtopenko, V. I. Gavrilenko, and M. Goiran, *Solid State Phenomena* **190**, 554 (2012).
- [36] S. S. Krishtopenko and F. Teppe, *Sci. Adv.* **4**, eaap7529 (2018).
- [37] Z. Jiang, E. A. Henriksen, L. C. Tung, Y.-J. Wang, M. E. Schwartz, M. Y. Han, P. Kim, and H. L. Stormer, *Phys. Rev. Lett.* **98**, 197403 (2007).
- [38] E. A. Henriksen, P. Cadden-Zimansky, Z. Jiang, Z. Q. Li, L.-C. Tung, M. E. Schwartz, M. Takita, Y.-J. Wang, P. Kim, and H. L. Stormer, *Phys. Rev. Lett.* **104**, 067404 (2010).
- [39] C. Faugeras, S. Berciaud, P. Leszczynski, Y. Henni, K. Nogajewski, M. Orlita, T. Taniguchi, K. Watanabe, C. Forsythe, P. Kim, R. Jalil, A. K. Geim, D. M. Basko,

- and M. Potemski, Phys. Rev. Lett. **114**, 126804 (2015).
- [40] B. J. Russell, B. Zhou, T. Taniguchi, K. Watanabe, and E. A. Henriksen, Phys. Rev. Lett. **120**, 047401 (2018).
 - [41] K. E. Spirin, K. P. Kalinin, S. S. Krishtopenko, K. V. Maremyanin, V. I. Gavrilenko, and Y. G. Sadofyev, Semiconductors **46**, 1396 (2012).
 - [42] S. S. Krishtopenko, W. Desrat, K. E. Spirin, C. Consejo, S. Ruffenach, F. Gonzalez-Posada, B. Jouault, W. Knap, K. V. Maremyanin, V. I. Gavrilenko, G. Boissier, J. Torres, M. Zaknoune, E. Tournié, and F. Teppe, Phys. Rev. B **99**, 121405 (2019).
 - [43] See Supplemental Materials, which also contain Refs. [48, 49], for a brief discussion of the joint effect of SIA, BIA and IIA on Landau levels within the Dirac-like BHZ model. Analysis of magnetoabsorption spectra of the sample 101221 is also provided therein.
 - [44] M. Schultz, U. Merkt, A. Sonntag, U. Rössler, R. Winkler, T. Colin, P. Helgesen, T. Skauli, and S. Løvold, Phys. Rev. B **57**, 14772 (1998).
 - [45] S. Dvoretzky, N. Mikhailov, Y. Sidorov, V. Shvets, S. Danilov, B. Wittman, and S. Ganichev, J. Electron. Mater. **39**, 918 (2010).
 - [46] F. Teppe, M. Marcinkiewicz, S. S. Krishtopenko, S. Ruffenach, C. Consejo, A. M. Kadykov, W. Desrat, D. But, W. Knap, J. Ludwig, S. Moon, D. Smirnov, M. Orlita, Z. Jiang, S. V. Morozov, V. Gavrilenko, N. N. Mikhailov, and S. A. Dvoretzky, Nat. Commun. **7**, 12576 (2016).
 - [47] K. E. Spirin, D. M. Gaponova, V. I. Gavrilenko, N. N. Mikhailov, and S. A. Dvoretzky, Semiconductors **53**, 1363 (2019).
 - [48] S. S. Krishtopenko, Semicond. Sci. Technol. **29**, 085005 (2014).
 - [49] S. S. Krishtopenko, W. Knap, and F. Teppe, Sci. Rep. **6**, 30755 (2016).

SUPPLEMENTAL MATERIALS

A. Dirac-like 2D Hamiltonian

The low-energy electronic states in HgTe quantum wells (QWs) in the vicinity of the Γ point of the Brillouin zone can be described analytically within an effective four-band Dirac-like model. This model, first proposed by Bernevig, Hughes and Zhang [1] considers the lowest electron-like level $E1$ and the top hole-like level $H1$ that qualitatively explains a topological phase transition in 2D systems with spatial inversion symmetry [1]. In the basis $|E1, +\rangle$, $|H1, +\rangle$, $|E1, -\rangle$, $|H1, -\rangle$ and keeping terms only up to quadratic powers of momentum \mathbf{k} , the Bernevig-Hughes-Zhang (BHZ) Hamiltonian is written as

$$H_{\text{BHZ}}(\mathbf{k}) = \begin{pmatrix} C + M - (\mathbb{D} + \mathbb{B})k^2 & Ak_+ & 0 & 0 \\ Ak_- & C - M - (\mathbb{D} - \mathbb{B})k^2 & 0 & 0 \\ 0 & 0 & C + M - (\mathbb{D} + \mathbb{B})k^2 & -Ak_- \\ 0 & 0 & -Ak_+ & C - M - (\mathbb{D} - \mathbb{B})k^2 \end{pmatrix}, \quad (1)$$

where the upper 2×2 block describes spin-up electrons in the $E1$ and $H1$ subbands, and the lower block corresponds to the spin-down states in those subbands [1]. Here, $\mathbf{k} = (k_x, k_y)$ are the momentum components in the QW plane and $k_{\pm} = k_x \pm ik_y$. The energy gap between the bands is $2M$, \mathbb{B} and \mathbb{D} describes the curvature of the subbands, while A incorporates inter-subband coupling to lowest order. The negative values of M correspond to the inverted band structure, while $M > 0$ describes the trivial band ordering.

However, real HgTe QWs do not have inversion symmetry for several reasons, that leads to additional terms in the Hamiltonian. If the QW has a structure inversion asymmetry (SIA) in the growth direction, the SIA term reads [2]

$$H_{\text{SIA}}(\mathbf{k}) = \begin{pmatrix} 0 & 0 & i\alpha k_- & 0 \\ 0 & 0 & 0 & 0 \\ -i\alpha k_+ & 0 & 0 & 0 \\ 0 & 0 & 0 & 0 \end{pmatrix}, \quad (2)$$

which is simply the Rashba term linear in k ; the heavy-hole k -cubic Rashba term is neglected. The bulk inversion asymmetry (BIA) arising due to the presence of two different atoms in the unit cell of the layer materials induces the following BIA terms [2, 3]:

$$H_{\text{BIA}}(\mathbf{k}) = \begin{pmatrix} 0 & 0 & \Delta_e k_+ & -\Delta_0 \\ 0 & 0 & \Delta_0 & \Delta_h k_- \\ \Delta_e k_- & \Delta_0 & 0 & 0 \\ -\Delta_0 & \Delta_h k_+ & 0 & 0 \end{pmatrix}. \quad (3)$$

Finally, the anisotropy of the QW interfaces induces an interface inversion asymmetry (IIA) leading to efficient interface coupling between the light-hole $|\Gamma_8, \pm 1/2\rangle$ and heavy-hole $|\Gamma_8, \pm 1/2\rangle$ states [4]. When projected onto the $E1$ and $H1$ subbands the IIA terms are

$$H_{\text{IIA}} = \begin{pmatrix} 0 & 0 & 0 & \gamma \\ 0 & 0 & -\gamma & 0 \\ 0 & -\gamma & 0 & 0 \\ \gamma & 0 & 0 & 0 \end{pmatrix}. \quad (4)$$

The parameters C , A , \mathbb{B} , \mathbb{D} , M , α , Δ_e , Δ_h , Δ_0 , γ in Eqs. (1), (2), (3), (4) depend on the QW geometry, QW width and the layer materials. Thus, the Hamiltonian for HgTe QWs naturally separates into three parts:

$$H_D(\mathbf{k}) = H_{\text{BHZ}}(\mathbf{k}) + H_{\text{SIA}}(\mathbf{k}) + H_{\text{BIA}}(\mathbf{k}) + H_{\text{IIA}}. \quad (5)$$

B. Zero-mode Landau levels in the presence of SIA, BIA and IIA

To calculate Landau levels (LLs) in the presence of an external magnetic field B oriented perpendicular to the QW plane, one should make the Peierls substitution, $\hbar\mathbf{k} \rightarrow \hbar\mathbf{k} - \frac{e}{c}\mathbf{A}$, where in the Landau gauge $\mathbf{A} = B(y, 0)$. Then we can replace the momentum operators in Eqs. (1), (2), (3), (4) with standard ladder operators \hat{a}^+ and \hat{a} :

$$k_+ \rightarrow \frac{\sqrt{2}}{a_B} \hat{a}^+, \quad k_- \rightarrow \frac{\sqrt{2}}{a_B} \hat{a}, \quad k^2 \rightarrow \frac{2}{a_B^2} \left(\hat{a}^+ \hat{a} + \frac{1}{2} \right), \quad (6)$$

where a_B is the magnetic length given by $a_B^2 = \hbar c / eB$. To take into account the Zeeman splitting, we also add an additional term to the Hamiltonian $H_D(\mathbf{k})$:

$$H_Z = \frac{\mu_B B}{2} \begin{pmatrix} g_e & 0 & 0 & 0 \\ 0 & g_h & 0 & 0 \\ 0 & 0 & -g_e & 0 \\ 0 & 0 & 0 & -g_h \end{pmatrix}, \quad (7)$$

where μ_B is the Bohr magneton, g_e and g_h are the effective (out-of-plane) g-factors of the $E1$ and $H1$ subbands, respectively.

Let us first consider, LLs in the absence of SIA, BIA and IIA. In this case, $H_{\text{BHZ}}(\mathbf{k}) + H_Z$ has a block-diagonal form, and the eigenvalue problem can be solved analytically [5]. The upper block gives the following LL energies $E_{n,s}^{(+)}$

$$E_{n,s}^{(+)} = C - \frac{2\mathbb{D}n + \mathbb{B}}{a_B^2} + \frac{g_e + g_h}{4} \mu_B B + s \sqrt{\frac{2nA^2}{a_B^2} + \left(M - \frac{2\mathbb{B}n + \mathbb{D}}{a_B^2} + \frac{g_e - g_h}{4} \mu_B B \right)^2}, \quad \text{for } n \geq 1$$

$$E_0^{(+)} = C + M - \frac{\mathbb{D} + \mathbb{B}}{a_B^2} + \frac{g_e}{2} \mu_B B, \quad \text{for } n = 0, \quad (8)$$

where n is LL index and $s = \pm$ represents LLs in conduction and valence subband. Explicitly, the two-component eigenfunctions for the upper block are given by

$$\Psi_{n,s}^{(+)} = \begin{pmatrix} \cos \theta_{n,s}^{(+)} |n\rangle \\ \sin \theta_{n,s}^{(+)} |n-1\rangle \\ 0 \\ 0 \end{pmatrix}, \quad (9)$$

where $|n\rangle$ is the normalized harmonic oscillator function [6] and $\theta_{n,s}^{(+)}$ is defined as

$$\tan \theta_{n,s}^{(+)} = \frac{\frac{\sqrt{2}\hbar}{a_B} A \sqrt{n}}{E_{n,s}^{(+)} - C + M + \frac{2\hbar^2}{a_B^2} (\mathbb{D} - \mathbb{B}) \left(n - \frac{1}{2} \right) - \frac{g_h \mu_B B}{2}}.$$

Note that for $n = 0$, $\theta_{n=0,s}^{(+)} = 0$.

For the lower block of $H(\mathbf{k}) + H_Z$, the LL energies $E_n^{(-)}$ are written as

$$E_n^{(-)} = C - \frac{2\mathbb{D}n - \mathbb{B}}{a_B^2} - \frac{g_e + g_h}{4} \mu_B B + s \sqrt{\frac{2nA^2}{a_B^2} + \left(M - \frac{2\mathbb{B}n - \mathbb{D}}{a_B^2} - \frac{g_e - g_h}{4} \mu_B B \right)^2}, \quad \text{for } n \geq 1$$

$$E_0^{(-)} = C - M - \frac{\mathbb{D} - \mathbb{B}}{a_B^2} - \frac{g_h}{2} \mu_B B, \quad \text{for } n = 0. \quad (10)$$

The two-component eigenfunctions for the upper block have the form

$$\Psi_{n,s}^{(-)} = \begin{pmatrix} 0 \\ 0 \\ -\sin \theta_{n,s}^{(-)} |n-1\rangle \\ \cos \theta_{n,s}^{(-)} |n\rangle \end{pmatrix}, \quad (11)$$

where $\theta_{n,s}^{(-)}$ is defined as

$$\tan \theta_{n,s}^{(-)} = \frac{\frac{\sqrt{2}\hbar}{a_B} A \sqrt{n}}{E_{n,s}^{(-)} - C - M + \frac{2\hbar^2}{a_B^2} (\mathbb{D} + \mathbb{B}) \left(n - \frac{1}{2} \right) + \frac{g_e \mu_B B}{2}}.$$

The LLs with energies $E_0^{(+)}$ and $E_0^{(-)}$ are called the *zero-mode* LLs [5]. They split from the edge of $E1$ and $H1$ subbands and tend toward conduction and valence band as a function of B , respectively. The critical magnetic field B_c , where those two LLs cross, can be calculated from the condition $E_0^{(+)} = E_0^{(-)}$, which yields

$$B_c = \frac{M}{e\mathbb{B}/(c\hbar) - (g_e + g_h)\mu_B/4}. \quad (12)$$

By applying the procedure described in Ref. [7] to the 8-band $\mathbf{k}\cdot\mathbf{p}$ Hamiltonian, we have found that $A = 348.1$ meV·nm, $\mathbb{B} = -1051.2$ meV·nm², $C = -34.6$ meV, $\mathbb{D} = -868.1$ meV·nm², $g_e = 58.50$, $g_h = 2.41$ and $M = -14.6$ meV for 8-nm-wide HgTe/Cd_{0.7}Hg_{0.3}Te QW grown on CdTe buffer at 2 K (see Fig. 1 in the main text). The presence of SIA, BIA and IIA breaks a block-diagonal form of the Hamiltonian due to the non-diagonal contribution

$$H_{\text{SIA}}(\mathbf{k}) + H_{\text{BIA}}(\mathbf{k}) + H_{\text{IIA}} = \begin{pmatrix} 0 & 0 & \Delta_e \frac{\sqrt{2}\hbar}{a_B} \hat{a}^+ + i\alpha \frac{\sqrt{2}\hbar}{a_B} \hat{a} & \gamma - \Delta_0 \\ 0 & 0 & -\gamma + \Delta_0 & \Delta_h \frac{\sqrt{2}\hbar}{a_B} \hat{a} \\ \Delta_e \frac{\sqrt{2}\hbar}{a_B} \hat{a} - i\alpha \frac{\sqrt{2}\hbar}{a_B} \hat{a}^+ & -\gamma + \Delta_0 & 0 & 0 \\ \gamma - \Delta_0 & \Delta_h \frac{\sqrt{2}\hbar}{a_B} \hat{a}^+ & 0 & 0 \end{pmatrix}. \quad (13)$$

However, the energies of zero-mode LLs can be calculated analytically even in this case. Indeed, with the wave function

$$\Psi_0^{(\pm)} = \begin{pmatrix} a|0\rangle \\ 0 \\ 0 \\ b|0\rangle \end{pmatrix}, \quad (14)$$

where a and b are the constants, the problem of calculating the energy levels, $(H_D(\mathbf{k}) + H_Z)\Psi_0^{(\pm)} = \epsilon_0^{(\pm)}\Psi_0^{(\pm)}$ gives

$$\epsilon_0^{(\pm)} = C - \frac{\mathbb{D}}{a_B^2} + \frac{g_e - g_h}{4}\mu_B B \pm \sqrt{\left(M - \frac{\mathbb{B}}{a_B^2} + \frac{g_e + g_h}{4}\mu_B B\right)^2 + (\Delta_0 - \gamma)^2}, \quad (15)$$

which is independent of α , Δ_e and Δ_h . By combining Eq. (15) with the expression for B_c given by Eq. (14), it is worth to present $\epsilon_0^{(\pm)}$ in the form:

$$\epsilon_0^{(\pm)} = C - \frac{\mathbb{D}}{a_B^2} + \frac{g_e - g_h}{4}\mu_B B \pm \sqrt{M^2 \left(1 - \frac{B}{B_c}\right)^2 + (\Delta_0 - \gamma)^2}. \quad (16)$$

One can see that both BIA and IIA induces the anticrossing of zero-mode LLs with the anticrossing gap $\Delta = 2|\Delta_0 - \gamma|$ at $B = B_c$. Thus, Eq. (16) transforms into the given expression for the energy difference:

$$\Delta E = \frac{\epsilon_0^{(+)} - \epsilon_0^{(-)}}{2} = \sqrt{M^2 \left(1 - \frac{B}{B_c}\right)^2 + \frac{\Delta^2}{4}}. \quad (17)$$

C. Magnetotransmission spectra of the sample 101221

Figure S1 provides magnetoabsorption spectra of the sample 101221 measured at different electron concentration n_S varied by illumination of blue light emitting diode (see the main text). It is seen that the α and α' transitions are both present in the given magnetic field range as the filling factor of LLs $\nu < 3$ for all n_S values. On the contrary, for their observation, the β and β' transitions both require the stronger fields corresponding to $\nu < 2$. Although the latter condition is fulfilled at some concentration value, significant distortion of the magnetoabsorption spectra in the vicinity of the reststrahlen band of GaAs substrate [8, 9] makes clear observation of the β' transition impossible in the sample 101221.

* frederic.teppe@umontpellier.fr

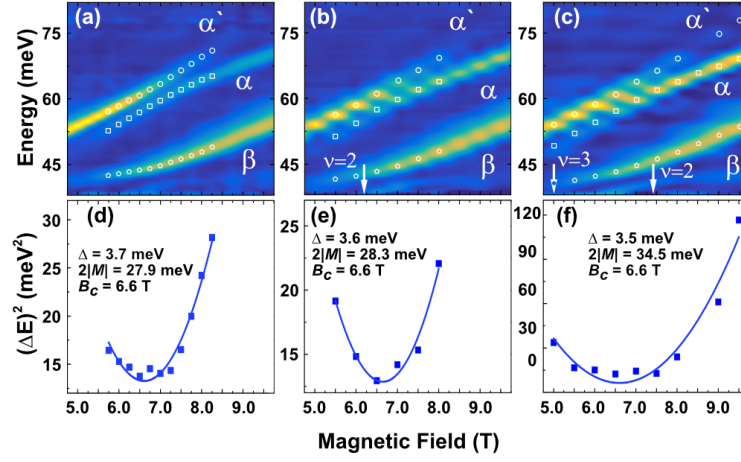


FIG. S1. (a)-(c) False color maps showing α and α' inter-LL transitions in the 8 nm HgTe/Cd_{0.41}Hg_{0.59}Te QW (sample 101221) as a function of magnetic field, measured at different electron concentration n_S : (a) $1.6 \cdot 10^{11} \text{ cm}^{-2}$, (b) $3.0 \cdot 10^{11} \text{ cm}^{-2}$, (c) $3.3 \cdot 10^{11} \text{ cm}^{-2}$. The symbols represent position of the magnetoabsorption lines, whose energies are used in the evaluation of ΔE . (d)-(f) Square of the energy difference for α and α' transitions at the same concentrations as in the respective top panels. The solid curves are the fitting to Eq. (17). The arrows indicate magnetic fields corresponding to the integer filling factor ν .

- [1] B. A. Bernevig, T. L. Hughes, and S.-C. Zhang, *Science* **314**, 1757 (2006).
- [2] C. Liu, T. L. Hughes, X.-L. Qi, K. Wang, and S.-C. Zhang, *Phys. Rev. Lett.* **100**, 236601 (2008).
- [3] M. König, H. Buhmann, L. W. Molenkamp, T. Hughes, C.-X. Liu, X.-L. Qi, and S.-C. Zhang, *J. Phys. Soc. Jpn.* **77**, 031007 (2008).
- [4] S. A. Tarasenko, M. V. Durnev, M. O. Nestoklon, E. L. Ivchenko, J.-W. Luo, and A. Zunger, *Phys. Rev. B* **91**, 081302 (2015).
- [5] M. König, S. Wiedmann, C. Brüne, A. Roth, H. Buhmann, L. W. Molenkamp, X.-L. Qi, and S.-C. Zhang, *Science* **318**, 766 (2007).
- [6] S. S. Krishtopenko, *Semicond. Sci. Technol.* **29**, 085005 (2014).
- [7] S. S. Krishtopenko, W. Knap, and F. Teppe, *Sci. Rep.* **6**, 30755 (2016).
- [8] M. Orlita, K. Maształarz, C. Faugeras, M. Potemski, E. G. Novik, C. Brüne, H. Buhmann, and L. W. Molenkamp, *Phys. Rev. B* **83**, 115307 (2011).
- [9] M. Zholudev, F. Teppe, M. Orlita, C. Consejo, J. Torres, N. Dyakonova, M. Czapkiewicz, J. Wróbel, G. Grabecki, N. Mikhailov, S. Dvoretiskii, A. Ikonnikov, K. Spirin, V. Aleshkin, V. Gavrilenko, and W. Knap, *Phys. Rev. B* **86**, 205420 (2012).