

# Medium-induced cascade in expanding media

**Souvik Priyam Adhya<sup>a</sup> Carlos A. Salgado<sup>b</sup> Martin Spousta<sup>a</sup> Konrad Tywoniuk<sup>c</sup>**

<sup>a</sup>*Institute of Particle and Nuclear Physics, Faculty of Mathematics and Physics, Charles University, V Holesovickach 2, 180 00 Prague 8, Czech Republic*

<sup>b</sup>*Instituto Galego de Física de Altas Enerxías IGFAE, Universidade de Santiago de Compostela, E-15782 Galicia-Spain*

<sup>c</sup>*Department of Physics and Technology, University of Bergen, 5007 Bergen, Norway*

*E-mail:* [souvik@ipnp.mff.cuni.cz](mailto:souvik@ipnp.mff.cuni.cz), [carlos.salgado@usc.es](mailto:carlos.salgado@usc.es),  
[martin.spousta@mff.cuni.cz](mailto:martin.spousta@mff.cuni.cz), [konrad.tywoniuk@uib.no](mailto:konrad.tywoniuk@uib.no)

**ABSTRACT:** Detailed insight into the interplay between parton energy loss and the way deconfined medium created in heavy-ion collisions expands is of great importance for improving the understanding of the jet quenching phenomenon. In this paper we study the impact of the expansion of deconfined medium on the single-gluon emission spectrum, its resummation and the jet suppression factor ( $Q_{AA}$ ) within the BDMPS-Z formalism. We calculate these quantities for three types of expansion scenarios, namely static, exponentially decaying and Bjorken expanding media. The distribution of medium-induced gluons is calculated using an evolution equation with splitting kernels derived from the gluon emission spectra. A universal behavior of splitting kernels is derived in the regime of soft gluon emissions when evaluated at a common effective evolution time  $\tau_{\text{eff}}$ . Novel scaling features of the resulting gluon distribution and jet  $Q_{AA}$  are discussed. For realistic spectra valid beyond the soft-gluon emission limit, where the results are obtained by a numerical solution of the evolution equation, these features are partially replaced by a scaling expected from considering an averaged jet quenching parameter along the trajectory of propagation. Further we show that differences arising from different types of the medium expansion can be to a large extent scaled out by appropriate choice of the quenching parameter. Sizable differences among the values of the quenching parameter for different types of medium expansion point to the importance of the medium expansion for precise modeling of the jet quenching phenomenon.

**KEYWORDS:** Perturbative QCD, LPM effect, Jet quenching, Expanding QGP

---

## Contents

<b>1</b>	<b>Introduction</b>	<b>1</b>
<b>2</b>	<b>Emission spectrum and rate in an expanding medium</b>	<b>3</b>
2.1	Static medium	5
2.2	Exponentially decaying medium	6
2.3	Bjorken expanding medium	8
2.4	Properties of the emission spectrum and rate	10
<b>3</b>	<b>Rate equation for expanding medium</b>	<b>13</b>
<b>4</b>	<b>Moments of <math>D(x, \tau)</math> and the jet suppression factor</b>	<b>16</b>
4.1	Jet suppression from primary emissions	17
4.2	Jet suppression from soft scaling	18
4.3	Numerical results on jet suppression	19
<b>5</b>	<b>Conclusions &amp; outlook</b>	<b>21</b>

---

## 1 Introduction

Measurements of jets in heavy-ion collisions at RHIC and the LHC revealed many interesting results. The production of inclusive jets was found to be strongly suppressed in central heavy-ion collisions with respect to proton-proton collisions [1–4] as a direct consequence of parton energy loss. It was shown that the fragmentation pattern of jets is significantly modified in heavy-ion collisions and that the lost energy is transferred to soft particles, predominantly emitted away from the jet axis [5–10]. These are only few of important results (for a review of experimental results, see e.g. Ref. [11]) which however clearly demonstrate that the rich phenomenon of jet quenching calls for an accurate theoretical description.

In this paper we study one particular aspect of the jet quenching, namely the impact of the medium expansion on the rate of stimulated radiation and the related medium-induced branching. The starting point of the calculations presented here is the formalism for propagation and radiation in a dense medium within the BDMPS-Z framework [12–15]. This allows to resum multiple interactions with the medium through a Schrödinger equation for the relevant in-medium correlator, see [16, 17]. The solution can be obtained via direct numerical evaluation [18–21] or as an expansion in terms of the medium opacity [22–24]. Currently, we work within the approximation of multiple-soft scattering, also referred to as the “dipole” or “harmonic oscillator” approximation [25, 26], when the resummation for dense media can be performed analytically and that describes well the regime of typical gluon emissions [27].<sup>1</sup>

---

<sup>1</sup>Improvements to account for rare emissions can also be systematically included [28–30].

Multiple scattering in expanding media was analyzed in [31] and later in [25, 32, 33] (see also [34] for a numerical solution in this case). These calculations indicate an important impact of the finite expanding medium on the observable quantities such as the nuclear modification factor of hadrons. Interesting features, such as the scaling of gluon energy spectra in expanding media with average transport coefficient, were early identified [25, 32]. This scaling indicates that some of the main features of the medium-induced spectra remain unchanged no matter the underlying density profile of the background medium.

These approaches have been successfully confronted with experimental data on jet and single-inclusive hadron suppression, see for example [34–39], with the aim to reliably extract properties of the dense medium created in heavy-ion collisions. Phenomenological studies aim ultimately at establishing the relation between the jet quenching parameter and the energy density of the quark gluon plasma [40] which, according to perturbative estimates, should scale like  $\hat{q}/T^3 \sim 2(\epsilon/T^4)^{3/4}$  [41].<sup>2</sup> Since the energy density is expected to change dramatically during the life-time of the system, jet modifications carry an imprint of this evolution. This prompts us to improve the theoretical description of jet quenching in expanding media.

In this work, rather than attempting a full phenomenological description of experimental data, we focus on shedding light on the universal features of radiative energy loss, and deviations from them. We extend previous studies to obtain single-inclusive gluon spectra and related in-medium emission rates, and use these to obtain the jet suppression factor for three different types of expanding medium. However, we do not attempt to model the fluctuations related to the production point of the jet or its substructure. The in-medium distributions are found using numerical solution of the evolution equation for gluon emission spectra introduced in [43, 44] with the important input from a unified treatment of expanding media derived in [45]. This allows us to study specific properties and scaling of single-inclusive gluon emission spectra and jet suppression factor which can be compared to recent measurements done at the LHC. While many analyses of in-medium evolution so far have focused on static media [43, 46, 47], it is also important to establish whether the qualitative features observed there, such as the rapid transfer of energy to low-energy modes [48, 49], can be carried over to expanding cases.

Based on the limit of soft gluon emission, or  $x \ll 1$  where  $x$  is the energy fraction of the emitted gluon, we are able to closely match all the medium expansion scenarios in terms of a rate that turns out to be constant in a rescaled time variable  $\tau_{\text{eff}}$  which is distinct function of the dimensionless combination  $\sqrt{\hat{q}/p} L$ , where  $p$  is the jet energy and  $L$  is the in-medium path length, for each case. This leads to a scaling of the resulting distribution of medium-induced gluons when evaluated at the same *effective* time  $\tau_{\text{eff}}$ . However, this scaling behavior is partly washed away when the medium-induced cascade is evaluated with the full BDMPS spectrum, valid beyond the soft gluon limit. It turns out that the scaling properties in this case correspond more closely to the one expected from considering an average jet quenching coefficient  $\langle \hat{q} \rangle$ , which was first numerically discovered in [25, 32].<sup>3</sup>

---

<sup>2</sup>See also [42] for other ideas.

<sup>3</sup>It turns out that the difference between the two forms of scaling, when quantified in terms of an “effective”  $\hat{q}$ , amounts to an overall factor of 2.

These features affect in turn the resulting jet suppression factor, indicating that the precise shape of the jet spectrum is sensitive to the details of the expansion and dilution of the hot and dense medium created in heavy-ion collisions. Furthermore, the differences of scaling properties in the small and large- $x$  sectors shed new light on the relation between jet suppression and the amount of energy deposited at the temperature scale in the medium.

The paper is organized as follows. Section 2 introduces emission spectra and rate of emissions in an expanding medium for three different types of media and discusses their properties. Section 3 provides calculations of medium evolved gluon emission spectra obtained using the evolution equation with input rates from Section 2. In Section 4, the moments of gluon spectra are calculated allowing to obtain the jet suppression factor,  $Q_{AA}$ , for different types of expanding media. The scaling properties of the jet  $Q_{AA}$  with respect to the transport properties of the expanding media are discussed. Section 5 provides a summary and outlook.

## 2 Emission spectrum and rate in an expanding medium

Calculations of medium-induced gluon radiation in the evolving media presented in this paper are done in the limit of multiple soft scatterings and follow the BDMPS-Z formalism [12–15]. For the purposes of this paper, we only consider gluon branching. The starting point is the gluon emission spectrum radiated from an initial massless parton with energy  $p$  (we only consider gluon splitting at the moment). The final expression can be cast in a general form as [45]

$$\frac{dI}{dz} = \frac{\alpha_s}{\pi} P(z) \ln |c(0)|, \quad (2.1)$$

where  $P(z) \equiv P_{gg}(z) = 2N_c[1 - z(1 - z)]^2/z(1 - z)$  is the Altarelli-Parisi splitting function. The strong coupling constant  $\alpha_s$  runs with the typical transverse momentum accumulated during the emission,  $k_\perp \sim (z(1 - z)p\hat{q})^{1/4}$ , but in the remainder of the paper we will treat it as a constant,  $\alpha_s = 0.14$ .

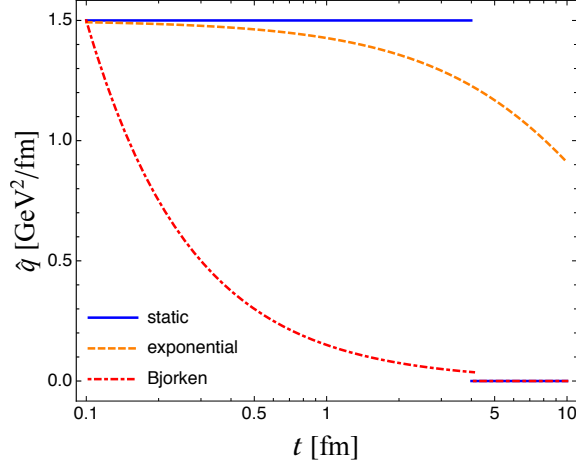
In Eq. (2.1),  $c(t)$  is a function that encodes information about the medium and its expansion [45]. It is the solution of a differential equation

$$\frac{d^2 c(t)}{dt^2} + \Omega^2(t)c(t) = 0, \quad (2.2)$$

where  $\Omega(t)$  is a time-dependent, complex frequency. For our purposes (gluon splitting), this frequency is simply given by

$$\Omega^2(t) = -i \frac{\hat{q}_{\text{eff}}(t)}{2z(1 - z)p}, \quad (2.3)$$

where the effective jet quenching parameter is given by  $\hat{q}_{\text{eff}}(t) = [1 - z(1 - z)]\hat{q}(t)$ . The boundary conditions are such that  $c(t)$  approaches 1 at  $t \rightarrow \infty$ ; this realizes the fact that the particle ends up in a vacuum state, i.e.  $\hat{q} \rightarrow 0$  and therefore  $\Omega(t) \rightarrow 0$  as  $t \rightarrow \infty$ . On the other hand,  $t = 0$  corresponds to the position of the hard scattering that produces



**Figure 1.** The time dependence of the  $\hat{q}$  coefficient for the different expanding scenarios considered in this paper: a static medium (blue, solid), exponentially decaying medium (orange, dashed) and the Bjorken expanding medium (red, dot-dashed) with  $t_0 = 0.1\text{fm}$ .

the hard particle sourcing the splitting. The solutions to the differential equation (2.2) are subject to boundary conditions that, in the case of the spectrum in Eq. (2.1) are given by  $c(\infty) = 1$  and  $\partial_t c(t)|_{t=\infty} = 0$ .

We can also derive an emission rate, defined as

$$\mathcal{K}(z, \tau) \equiv \frac{dI}{dzd\tau}, \quad (2.4)$$

per unit “time”  $\tau$ . This is a dimensionless number defined as

$$\tau = \sqrt{\frac{\hat{q}_0}{p}} L, \quad (2.5)$$

where  $L$  is the distance the initial parton travels through the medium. The parameter  $\hat{q}_0 = \hat{q}(t_0)$  is the initial value of the jet quenching parameter. The rate  $\mathcal{K}(z, \tau)$  is an input to calculations of medium evolved gluon spectra, which will be discussed in Sec. 3.

For expanding media, the quenching parameter is time dependent,  $\hat{q} = \hat{q}(t)$ . It was early realized that the single-gluon emission spectrum for different medium expansion scenarios possessed scaling features when plotted for the same value of the (properly defined) average transport coefficient [25, 32], where the average quenching parameter for a given type of the expanding medium is

$$\langle \hat{q} \rangle = \frac{2}{L^2} \int_{t_0}^{L+t_0} dt (t - t_0) \hat{q}(t) \equiv \frac{2}{L^2} \langle (t - t_0) \rangle, \quad (2.6)$$

where  $t_0$  corresponds to the time-scale for the onset of quenching effects, i.e.  $\hat{q}(t < t_0) = 0$ .

In this work we will consider three examples of medium evolution, differing by  $\hat{q}(t)$  profiles and therefore with different  $c(0)$ . These are the static medium, exponentially decaying medium and the Bjorken expanding medium. The time dependence of  $\hat{q}$  for

these different scenarios is fully specified later in this section and summarized in Fig. 1. For the former two examples we can safely put  $t_0 = 0$  while for the Bjorken scenario, where the energy density and therefore also  $\hat{q}(t)$  diverges at small times, we have to use a finite  $t_0$ . Moreover, the exponentially decreasing spectrum is extending up to  $t = \infty$ , which automatically regularizes  $\hat{q}(t)$  at late times, and it is therefore natural to define the average jet quenching parameter as

$$\langle \hat{q} \rangle_{\text{exp}} = \frac{2}{L^2} \int_0^\infty dt t \hat{q}(t), \quad (2.7)$$

in this case.

In this section, we establish the *exact* scaling features of the single-gluon emission spectrum and rate in a theoretically well-defined limit, namely the soft gluon emission regime. Surprisingly, they turn out to be slightly different than expected from Eqs. (2.6) and (2.7). Below we will analyze how this affects the resulting distribution of medium-induced gluons after passing through the medium. The reference values for the jet quenching parameter at initial time and the size of the medium used in this section are  $\hat{q}_0 = 1.5 \text{ GeV}^2/\text{fm}$  and  $L = 4 \text{ fm}$ , respectively. Emission spectra and rates for these examples as well as their properties are detailed in the remainder of this section.

## 2.1 Static medium

For a static medium,  $\hat{q}(t) = \hat{q}_0$  for  $t < L$  and vanishes at later times, and obviously  $\langle \hat{q} \rangle = \hat{q}_0$  as well. In this case,  $\Omega^2(t) = \Omega_0^2$ , see below, at  $t < L$  and  $\Omega^2(t) = 0$  at  $t > L$ . The spectrum is given by [12–15]

$$\frac{dI}{dz} = \frac{\alpha_s}{\pi} P(z) \text{Re} \ln \cos \Omega_0 L, \quad (2.8)$$

where

$$\Omega_0 L = \sqrt{\frac{-i \hat{q}_0}{2} \frac{\kappa(z)}{p}} L = \frac{1-i}{2} \kappa(z) \tau, \quad (2.9)$$

and  $\kappa(z) = \sqrt{[1 - z(1 - z)]/[z(1 - z)]}$ . Focusing on the small- $z$  limit,  $z \ll 1$ , and defining the gluon frequency  $\omega = zp$ , we see that the spectrum has two regimes, namely

$$\omega \frac{dI}{d\omega} \simeq 2\bar{\alpha} \begin{cases} \sqrt{\frac{\hat{q}L^2}{4\omega}} & \text{for } \omega \ll \hat{q}L^2, \\ \frac{1}{12} \left( \frac{\hat{q}L^2}{2\omega} \right)^2 & \text{for } \omega \gg \hat{q}L^2, \end{cases} \quad (2.10)$$

where  $\bar{\alpha} \equiv \alpha_s N_c / \pi$ . The characteristic (hard) gluon frequency is often denoted as  $\omega_c = \frac{1}{2} \hat{q}L^2$ . The  $\omega^{-1/2}$  behavior at low energies is a consequence of the LPM interference effect, and applies for gluons with formation times shorter than the medium length,  $t_f \sim \sqrt{\omega/\hat{q}} < L$ . This essential feature fundamentally impacts the resulting distribution of medium-induced parton cascade [43, 50]. Furthermore, in this regime the spectrum is proportional to the in-medium path length,  $\omega dI/d\omega \propto L$ . At long formation times,  $t_f \sim \sqrt{\omega/\hat{q}} > L$ , or  $\omega > \omega_c$ , the spectrum is strongly suppressed.

Returning now to finite  $z$ , in terms of the evolution variable  $\tau$ , the rate then becomes

$$\mathcal{K}(z, \tau) = \frac{\alpha_s}{2\pi} P(z) \kappa(z) \operatorname{Re} \left[ (i-1) \tan \left( \frac{1-i}{2} \kappa(z) \tau \right) \right]. \quad (2.11)$$

It is also useful to recall the “soft” limit of this spectrum that will be used for comparison later on. We are interested in the regime  $\kappa(z)\tau \sim \tau/\sqrt{z} \gg 1$ , for large  $\tau$  or for  $z \ll \tau^2$ , where we can expand the cosine in Eq. (2.8) to obtain

$$\left. \frac{dI}{dz} \right|_{\tau \gg \sqrt{z}} \simeq \frac{\alpha_s}{2\pi} P(z) \kappa(z) \tau, \quad (2.12)$$

where the rate  $\mathcal{K}(z, \tau) \simeq \frac{\alpha_s}{2\pi} P(z) \kappa(z)$  is constant in “time”. In order to highlight the features of the rate, and corresponding distribution of gluons emitted in the medium, we will further simplify this expression by neglecting all  $z$ -dependence apart from the (apparent) singular behavior in  $z \rightarrow 0$  and  $z \rightarrow 1$ . In this case, the rate reads

$$\mathcal{K}(z, \tau)|_{\text{sing}} = \frac{\bar{\alpha}}{[z(1-z)]^{3/2}}. \quad (2.13)$$

This can also be found by considering the limit of large times  $\tau$ , conversely small  $z$ , directly in Eq. (2.11), where  $\lim_{x \rightarrow \infty} \tan(1-i)x = -i$  and hence the rate tends to constant, time-independent value at large times. It turns out that the medium evolution of the gluon distribution is exactly solvable using Eq. (2.13) [43], which makes it an interesting limiting case.

## 2.2 Exponentially decaying medium

For exponentially decaying media the profile of the jet quenching parameter is given by

$$\hat{q}(t) = \hat{q}_0 e^{-t/L}. \quad (2.14)$$

Note that in this case the average parameter, according to Eq. (2.7), is  $\langle \hat{q} \rangle_{\text{exp}} = 2\hat{q}_0$ , i.e. twice as big as for the static medium. This is a consequence of the fact that, although exponentially suppressed, the quenching is allowed to take place over very long distances.

The solution of  $c(t)$  satisfying the boundary conditions at  $t \rightarrow \infty$  is readily found, and in this case the spectrum is given by

$$\frac{dI}{dz} = \frac{\alpha_s}{\pi} P(z) \operatorname{Re} \ln J_0(2\Omega_0 L), \quad (2.15)$$

where  $J_0(z)$  is a Bessel function of the first kind and  $\Omega_0 L$  is given in Eq. (2.9). We point out the factor 2 appearing inside the Bessel function, that highlights some of the peculiar features of this particular scenario. The rate then becomes

$$\mathcal{K}(z, \tau) = \frac{\alpha_s}{\pi} P(z) \kappa(z) \operatorname{Re} \left[ (i-1) \frac{J_1((1-i)\kappa(z)\tau)}{J_0((1-i)\kappa(z)\tau)} \right]. \quad (2.16)$$

We notice again the ratio of Bessel functions tend to a constant value at large times  $\lim_{x \rightarrow \infty} J_1((1-i)x)/J_0((1-i)x) = -i$ . However, given the profile defined in Eq. (2.14), this limiting value is twice as large as for the static case,

$$\lim_{\tau \rightarrow \infty} \mathcal{K}_{\text{exp}}(z, \tau) = 2 \lim_{\tau \rightarrow \infty} \mathcal{K}_{\text{static}}(z, \tau). \quad (2.17)$$

This mismatch can in principle be remedied by rescaling medium parameters in Eq. (2.14), e.g.  $L \rightarrow L/2$ .

However, to put these insights onto firmer theoretical ground and reveal the scaling features of the spectrum and rate, let us presently analyze the leading behavior arising in the limit of  $z \rightarrow 0$  and  $z \rightarrow 1$ . We will therefore approximate  $\kappa(z) \approx 1/\sqrt{z(1-z)}$  and  $P(z) \approx 2N_c/(z(1-z))$ , and employ the asymptotic form of the Bessel functions for large arguments. With these approximations the emission spectrum (2.15) can be written as,

$$\begin{aligned} \left. \frac{dI}{dz} \right|_{\text{sing}} &\simeq \frac{2\bar{\alpha}}{z(1-z)} \left\{ \text{Re} \ln \cos \left[ (1-i) \sqrt{\frac{\hat{q}_0 L^2}{z(1-z)p}} - \frac{\pi}{4} \right] + \frac{1}{4} \ln \left( \frac{2z(1-z)p}{\pi^2 \hat{q}_0 L^2} \right) \right\} \\ &\approx \frac{2\bar{\alpha}}{z(1-z)} \text{Re} \ln \cos \left[ \frac{1-i}{2} \sqrt{\frac{4\hat{q}_0 L^2}{z(1-z)p}} - \frac{\pi}{4} \right], \end{aligned} \quad (2.18)$$

where in the second step we neglected the second term in the small or large  $z$  limit, as indicated by the subscript “sing” next to the spectrum. We observe that, apart from the factor  $\pi/4$  under the cosine, there is only a factor 4 difference under the square root between the exponentially decaying medium and a static one, cf. Eq. (2.8). This is also a factor 2 bigger than the expected scaling by using the average  $\hat{q}$  parameter introduced in Eq. (2.7).

Based on Eq. (2.15), we immediately find the asymptotes of the spectrum in the soft and hard limits. For now we will treat  $z \ll 1$  with  $\omega \equiv zp$ . In analogy to Eq. (2.10), we find

$$\omega \frac{dI}{d\omega} = 2\bar{\alpha} \begin{cases} \sqrt{\frac{\hat{q}_0 L^2}{\omega}} & \text{for } \omega \ll \hat{q}_0 L^2 \\ \frac{1}{16} \left( \frac{\hat{q}_0 L^2}{\omega} \right)^2 & \text{for } \omega \gg \hat{q}_0 L^2 \end{cases}. \quad (2.19)$$

We therefore affirm that there is no unique rescaling of the medium parameters in Eq. (2.19) such as to exactly recover the static spectrum for the whole range of  $\omega$  values, cf. Eq. (2.10). In particular, we notice that rewriting the exponential spectrum by means of  $\langle \hat{q} \rangle_{\text{exp}}$  results in a constant mismatch with the static spectrum, i.e.

$$\frac{dI_{\text{exp}}(\langle \hat{q} \rangle)}{d\omega} \bigg/ \frac{dI_{\text{static}}(\langle \hat{q} \rangle)}{d\omega} = \begin{cases} \sqrt{2} & \text{for } \omega \ll \langle \hat{q} \rangle L^2 \\ \frac{3}{4} & \text{for } \omega \gg \langle \hat{q} \rangle L^2 \end{cases}. \quad (2.20)$$

On the other hand, if we instead define an effective, rescaled  $\hat{q}_{\text{eff}} = 4\hat{q}_0$ , the

$$\frac{dI_{\text{exp}}(\hat{q}_{\text{eff}})}{d\omega} \bigg/ \frac{dI_{\text{static}}(\hat{q}_{\text{eff}})}{d\omega} = \begin{cases} 1 & \text{for } \omega \ll \hat{q}_{\text{eff}} L^2 \\ \frac{3}{16} & \text{for } \omega \gg \hat{q}_{\text{eff}} L^2 \end{cases}, \quad (2.21)$$



where we note the perfect scaling in the soft sector. On the other hand, these results signal the breakdown of naïve scaling laws that apply to the full kinematical range.

Turning now to the rate in (2.16), we notice that it can be approximated as

$$\begin{aligned}\mathcal{K}(z, \tau)|_{\text{sing}} &\simeq \frac{2\bar{\alpha}}{[z(1-z)]^{3/2}} \text{Re} (i-1) \tan \left[ (1-i) \frac{\tau}{\sqrt{z(1-z)}} - \frac{\pi}{4} \right], \\ &\approx \frac{2\bar{\alpha}}{[z(1-z)]^{3/2}},\end{aligned}\tag{2.22}$$

where in the second step we additionally assumed that  $z \ll \tau^2$ . When comparing with Eq. (2.13), we note an overall factor 2 difference of the rate. This factor can be absorbed into a redefinition of the evolution time, by defining

$$\tau_{\text{eff}} = 2\tau.\tag{2.23}$$

In terms of the re-scaled time-variable  $\tau_{\text{eff}}$ , the rate is constant,

$$\mathcal{K}(z, \tau_{\text{eff}})|_{\text{sing}} = \frac{\bar{\alpha}}{[z(1-z)]^{3/2}},\tag{2.24}$$

and, moreover, coincides with the static rate (written per unit time  $\tau_{\text{eff}} = \tau$ ). Although this seems to be a somewhat artificial manipulation at this stage, we will see its usefulness in making sense out of the Bjorken scenario, discussed next.

### 2.3 Bjorken expanding medium

This type of the medium is motivated by the Bjorken expansion, which leads to the drop of energy density  $\varepsilon(t)$  with proper time as  $\varepsilon(t) = \varepsilon(t_0)(t_0/t)^{4/3}$  for massless relativistic particles. Since  $\hat{q} \propto \varepsilon^{3/4}$ , one can therefore model the time dependence of the jet quenching parameter as [31],

$$\hat{q}(t) = \begin{cases} 0 & \text{for } t < t_0, \\ \hat{q}_0(t_0/t)^\alpha & \text{for } t_0 < t < L + t_0, \\ 0 & \text{for } L + t_0 < t. \end{cases}\tag{2.25}$$

The  $\alpha \neq 1$  generalizes the above-mentioned Bjorken expansion. We find that  $\langle \hat{q} \rangle_{\text{Bjork}} = 2\hat{q}_0 t_0 / L$  and the average value of  $\langle \hat{q} \rangle$  is in this case dependent on the ratio  $t_0 / L$ . For the typical values  $t_0 = 0.1$  fm,  $L = 4$  fm, and  $\alpha = 1$  we find  $\langle \hat{q} \rangle_{\text{Bjork}} / \hat{q}_0 \approx 0.05$ , i.e. the expansion reduces the average quenching parameter by a factor of 20.

The spectra for generic power-law expansions characterized by  $\alpha$  were analyzed in [25, 31, 45]. The spectrum is given by

$$\frac{dI}{dz} = \frac{\alpha_s}{\pi} P(z) \text{Re} \ln \left[ \left( \frac{t_0}{L + t_0} \right)^{1/2} \frac{J_\nu(z_0) Y_{\nu-1}(z_L) - Y_\nu(z_0) J_{\nu-1}(z_L)}{J_\nu(z_L) Y_{\nu-1}(z_L) - Y_\nu(z_L) J_{\nu-1}(z_L)} \right],\tag{2.26}$$

for  $\alpha < 2$  with  $\nu \equiv 1/(2 - \alpha)$ , and where

$$z_0 \equiv 2\nu \frac{1-i}{2} \kappa(z) \sqrt{\frac{\hat{q}_0}{p}} t_0 = \nu(1-i) \kappa(z) \tau_0, \quad (2.27)$$

$$z_L \equiv 2\nu \frac{1-i}{2} \kappa(z) \sqrt{\frac{\hat{q}_0}{p}} \sqrt{t_0(L+t_0)} = \nu(1-i) \kappa(z) \sqrt{\tau_0(\tau+\tau_0)}, \quad (2.28)$$

where  $\tau_0 = \sqrt{\hat{q}_0/p} t_0$ .

In what follows  $\alpha = 1$  (and  $\nu = 1$ ) implying

$$\frac{dI}{dz} = \frac{\alpha_s}{\pi} P(z) \operatorname{Re} \ln \left[ \left( \frac{t_0}{L+t_0} \right)^{1/2} \frac{J_1(z_0)Y_0(z_L) - Y_1(z_0)J_0(z_L)}{J_1(z_L)Y_0(z_0) - Y_1(z_L)J_0(z_0)} \right], \quad (2.29)$$

and the rate becomes

$$\mathcal{K}(z, \tau) = \frac{\alpha_s}{2\pi} P(z) \kappa(z) \sqrt{\frac{\tau_0}{\tau + \tau_0}} \operatorname{Re} \left[ (1-i) \frac{J_1(z_L)Y_1(z_0) - J_1(z_0)Y_1(z_L)}{J_1(z_0)Y_0(z_L) - J_0(z_L)Y_1(z_0)} \right]. \quad (2.30)$$

We point out that this rate depends explicitly on  $\tau_0$  as well as on  $\tau$ . The long-time behavior of this scenario stands out compared to the other two cases analyzed above. While the factor inside the square brackets in Eq. (2.30) goes to a constant, i.e.  $\lim_{\tau \rightarrow \infty} \operatorname{Re}[\dots] = 1$ , the square root in front leads to a power-like decay of the rate at large times, i.e.

$$\lim_{\tau \rightarrow \infty} \mathcal{K}(z, \tau) = \frac{\alpha_s}{2\pi} P(z) \kappa(z) \sqrt{\frac{\tau_0}{\tau}}. \quad (2.31)$$

However, this can be also obtained for sufficiently small  $z$ , i.e.  $z \ll z_c \equiv \tau_0 \tau$ . In fact, for these small  $z$  values the properties of the Bjorken expanding and the static case, where  $z_c \equiv \tau^2$  are quite similar, i.e.  $\mathcal{K}_{\text{static}}(z_c, \tau) \approx \mathcal{K}_{\text{Bjork}}(z_c, \tau) \propto \tau^{-1}$ .

Once again, we now turn to the “singular” behavior, see the previous sub-section, of the spectrum and rate in order to extract the scaling features. We employ the asymptotic forms of the Bessel functions to calculate the emission spectra for the Bjorken medium Eq. (2.26) in the limit of small or large  $z$ . We finally get

$$\begin{aligned} \left. \frac{dI}{dz} \right|_{\text{sing}} &\simeq \frac{2\bar{\alpha}}{z(1-z)} \operatorname{Re} \ln \left[ \sqrt{\frac{t_0}{L+t_0}} \cos \left( (1-i) \sqrt{\frac{\hat{q}_0 t_0 L}{z(1-z)p}} \right) \right], \\ &\simeq \frac{2\bar{\alpha}}{z(1-z)} \left[ \operatorname{Re} \ln \cos \left( \frac{1-i}{2} \sqrt{\frac{4\hat{q}_0 t_0 L}{z(1-z)p}} \right) + \frac{1}{2} \ln \frac{t_0}{L} \right]. \end{aligned} \quad (2.32)$$

In this case, the spectrum contains an additive term when compared to its equivalent static expression (2.8). In addition, we see a similar factor of 2 mismatch of the average  $\hat{q}$  as for the exponential case.

Similarly to the derivations above, the asymptotes of the spectrum in the  $z \ll 1$  limit are found to be

$$\omega \frac{dI}{d\omega} = 2\bar{\alpha} \begin{cases} \sqrt{\frac{\hat{q}_0 t_0 L}{\omega}} & \text{for } \omega \ll \hat{q}_0 L^2 \\ \frac{1}{16} \left( \frac{\hat{q}_0 t_0 L}{\omega} \right)^2 & \text{for } \omega \gg \hat{q}_0 L^2 \end{cases}. \quad (2.33)$$

Curiously, the remaining mismatch with the static spectrum after rewriting the spectrum in terms of  $\langle \hat{q} \rangle_{\text{Bjork}}$  are exactly the same as in the exponential case, see Eqs. (2.20) and (2.21). We note that, strictly speaking, there is no scaling law that can accommodate the behavior of the spectrum for the full range of gluon energies.

Similarly, the rate (2.30) can be approximated as,

$$\begin{aligned} \mathcal{K}(z, \tau)|_{\text{sing}} &\simeq \frac{\bar{\alpha}}{[z(1-z)]^{3/2}} \sqrt{\frac{\tau_0}{\tau_0 + \tau}} \text{Re}(i-1) \tan \left[ (1-i) \sqrt{\frac{\tau_0 \tau}{z(1-z)}} \right], \\ &\approx \frac{\bar{\alpha}}{[z(1-z)]^{3/2}} \sqrt{\frac{\tau_0}{\tau}}, \end{aligned} \quad (2.34)$$

where in the second line we additionally assumed  $z \ll \tau_0 \tau$ . Comparing the above equation with (2.11), we note several differences. Overall, similarly to the exponential case, there is a factor of 2 difference in the argument of the tangent with respect to the static case. Additionally, the rate depends on  $\tau$  in a different way than in the static case. This is manifested in the extra pre-factor  $\sim \sqrt{\tau_0/\tau}$  and the factor  $\sqrt{\tau_0 \tau}$  in the argument of the tangent. This additional factor will indeed break the naïve scaling of the Bjorken rate with the static and exponential media.

However, the additional time-dependent pre-factor can be absorbed into a redefinition of the evolution time. Introducing an effective evolution time

$$\tau_{\text{eff}} = 2\sqrt{\tau_0 \tau}, \quad (2.35)$$

with  $d\tau_{\text{eff}} = \sqrt{\tau_0/\tau} d\tau$ , we can recast the rate as

$$\mathcal{K}(z, \tau_{\text{eff}})|_{\text{sing}} = \frac{\bar{\alpha}}{[z(1-z)]^{3/2}}. \quad (2.36)$$

Generally, in this class of expanding scenarios, the effective time variable can be cast as

$$\tau_{\text{eff}} = \int_0^t dt' \sqrt{\frac{\hat{q}(t')}{p}}, \quad (2.37)$$

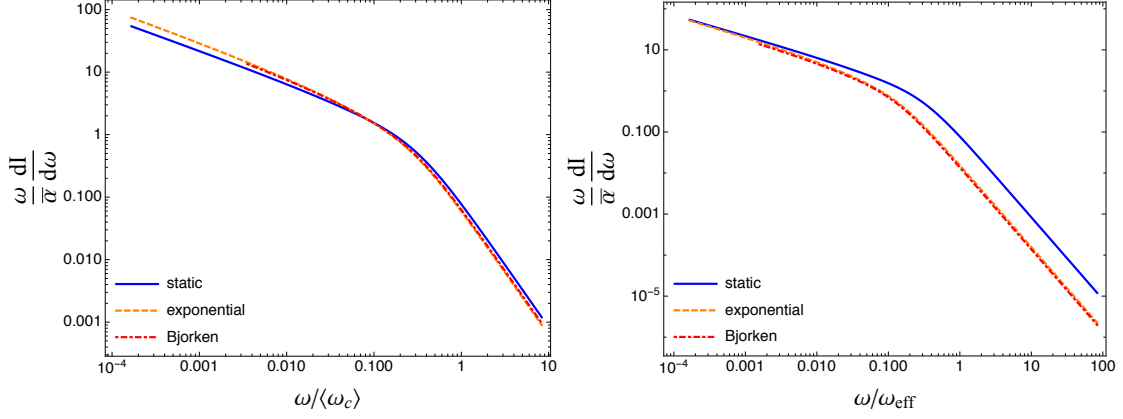
for  $\alpha < 2$ .<sup>4</sup> In summary, although the rate for the Bjorken expanding medium at first glance leads to a qualitatively different time-dependence (which primarily is not constant in time  $\sim \sqrt{\hat{q}_0/p} t$ ), we can absorb these differences into a clever choice of evolution variable in the singular case. In terms of the new time-variable  $\tau_{\text{eff}}$  the rate is constant and equivalent to the static one.

## 2.4 Properties of the emission spectrum and rate

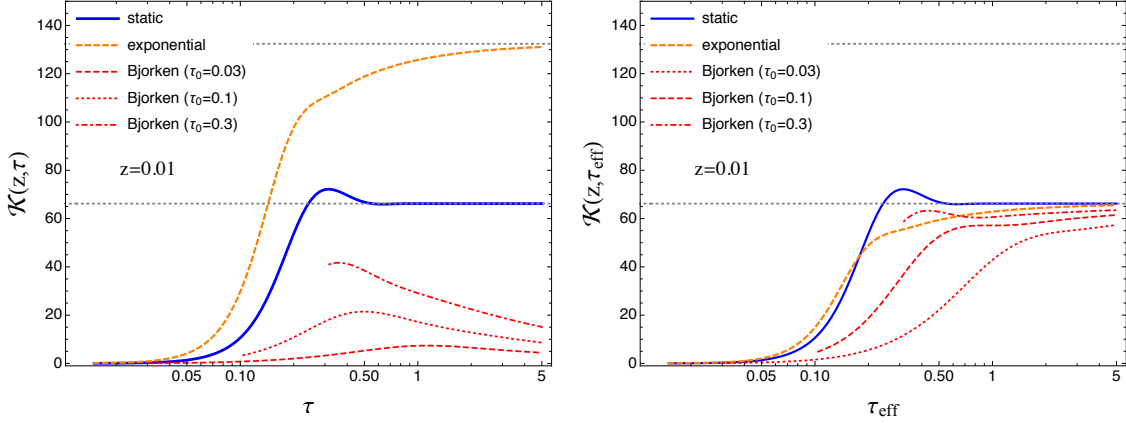
We compare the spectra of medium-induced gluon in Fig. 2. In the left panel, we have plotted the spectrum  $\omega dI/d\omega$  versus  $\omega/\langle \omega_c \rangle$ , i.e. the energy rescaled by the maximal available gluon energy in the medium  $\langle \omega_c \rangle \equiv \langle \hat{q} \rangle L^2/2$ . We see that the Bjorken model (red, dot-dashed curve in Fig. 2) approximately respects the scaling, as first discussed in

---

<sup>4</sup>We thank Y. Mehtar-Tani for pointing out this relation.



**Figure 2.** Spectrum of medium induced gluons  $\omega dI/d\omega$  (in the limit  $z \ll 1$ ) scaled by  $\bar{\alpha} = \alpha_s N_c/\pi$  and plotted as a function of the gluon energy rescaled by  $\langle\omega_c\rangle = \langle\hat{q}\rangle L^2/2$  (left panel) and by  $\omega_{\text{eff}} = \hat{q}_{\text{eff}} L^2/2$  (right panel), see definition in the text. For the Bjorken case, we have chosen  $t_0 = 0.1$  fm. The plotting options are the same as in Fig. 1.

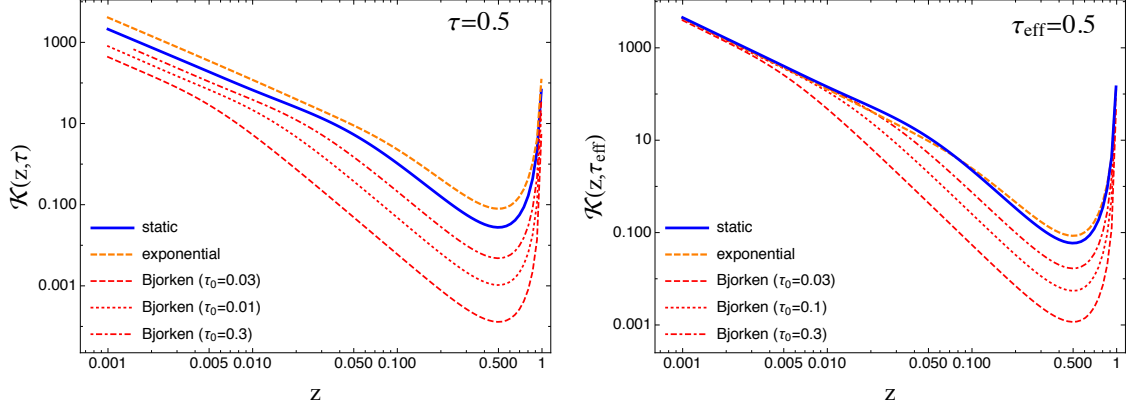


**Figure 3.** Gluon emission rate for  $z = 0.01$  as a function of the evolution time  $\tau$  (left) and  $\tau_{\text{eff}}$  (right) for different medium expansion profiles. We plot the Bjorken case for three values of  $\tau_0$  (the rate is zero for  $\tau < \tau_0$ ). The plotting options are the same as in Fig. 1. The dotted lines are the asymptotic limits for the static, soft approximation, resulting from Eq. (2.12), and additionally scaled by a factor 2 to reproduce the long-time limit of Eq. (2.16).

[25, 32]. The exponential profile, with  $\langle\hat{q}\rangle$  defined as in Eq. (2.7), also obeys the scaling approximately, cf. the (orange) dashed curve in Fig. 2. The scaling in the soft sector is clearly improved in the right panel of Fig. 2, where we re-scale by the analytically motivated parameter  $\omega_{\text{eff}}$ , which was derived above to be

$$\omega_{\text{eff}} = \begin{cases} \frac{1}{2}\hat{q}_0 L^2 & \text{static medium} \\ 2\hat{q}_0 L^2 & \text{exponentially expansion} \\ 2\hat{q}_0 t_0 L & \text{Bjorken expansion} \end{cases} . \quad (2.38)$$

Turning next to the rate of medium-induced gluons, in the left panel of Fig. 3, we compare the resulting rates  $\mathcal{K}(z, \tau)$  ( $\mathcal{K}(z, \tau, \tau_0)$  for the Bjorken model) at fixed  $z = 0.01$



**Figure 4.** Gluon emission rate for fixed  $\tau = 0.5$  (left) and  $\tau_{\text{eff}} = 0.5$  (right) as a function of the momentum fraction  $z$ . The plotting options are the same as in Fig. 1.

plotted as a function of  $\tau$  (left panel) and  $\tau_{\text{eff}}$  (right panel). The splitting rate for the static medium in the soft limit is constant, see (grey) dotted curves. For the exponential and full static cases, the splitting rate starts to grow from zero at  $\tau = 0$ , then it saturates at  $\tau \sim \sqrt{z}$ . For the exponentially decaying medium, the rate saturates at slightly larger times compared to the static case, which is a consequence of limiting behavior of the ratio of Bessel’s function in Eq. (2.16). In contrast, the rate for Bjorken expanding medium converges to zero at large times. While the ratio of Bessel’s function in Eq. (2.30) tends to one for  $\tau \sim z/\tau_0$ , the presence of the factor  $\sqrt{\tau_0/(\tau_0 + \tau)}$  leads to the dumping of the splitting rate for  $\tau > \tau_0$ . The values of  $\mathcal{K}(z, \tau)$  at large  $\tau$  are larger for the exponential case than for the static case due to a longer effective extent of the medium, see definition Eq. (2.14).

As discussed above, this mismatch can in principle, at least for soft sector, be corrected by the proper redefinition of the evolution time. Summarizing the results in the previous section, the effective evolution time reads

$$\tau_{\text{eff}} = \begin{cases} \tau & \text{static medium} \\ 2\tau & \text{exponential medium} , \\ 2\sqrt{\tau_0\tau} & \text{Bjorken medium} \end{cases} \quad (2.39)$$

where, we repeat,  $\tau = \sqrt{\hat{q}/p}t$  in terms of the “real” in-medium distance  $t$ . We plot the rate corresponding to the effective evolution time  $\mathcal{K}(z, \tau_{\text{eff}})$  in the right panel of Fig. 3. While the resulting, effective rate for the exponential case scales closely with the static case, the Bjorken case depends strongly on the chosen value of the initial time  $\tau_0$ . Indeed, the scaling properties we derived only hold for sufficiently small momentum fractions  $z$ , also see below.

This point becomes even more clear in Fig. 4 where we show a comparison of  $\mathcal{K}(z, \tau)$  (left) and the corresponding  $\mathcal{K}(z, \tau_{\text{eff}})$  (right) for fixed  $\tau = 0.5$  and  $\tau_{\text{eff}} = 0.5$ , respectively, plotted as a function of the momentum fraction  $z$ . We observe in the left panel that, while for high values of  $z$  the rates for different profiles differ significantly, the low- $z$  values they

all have the same, universal slope which is a consequence of the  $P(z)\kappa(z)$  factor present in splitting rates of all the profiles which diverges for  $z \rightarrow 0$  as  $z^{-3/2}$ . We therefore expect to recover a universal behavior of the resulting parton branching evolution for expanding media in the soft gluon regime. The rate for fixed effective evolution time in the right panel confirms to a large extent this expectation for the exponential case. But for the Bjorken case, the scaling only holds for the soft sector, as expected from the scaling properties derived for the regime  $z \ll \tau_0\tau$  in [Sec. 2.3](#).

### 3 Rate equation for expanding medium

Equipped with the rate of emissions, we can now turn to the task of resumming multiple gluon emissions in the medium. In a large medium, possible interference terms are suppressed [[51](#), [52](#)], and the resummation is performed via a kinetic rate equation. The evolution equation for the energy distribution of medium-induced gluons,  $D(x, \tau) = x \, dN/dx$ , is given by [[43](#), [44](#)]

$$\frac{\partial D(x, \tau)}{\partial \tau} = \int_0^1 dz \, \mathcal{K}(z, \tau) \left[ \sqrt{\frac{z}{x}} D\left(\frac{x}{z}, \tau\right) \Theta(z - x) - \frac{z}{\sqrt{x}} D(x, \tau) \right]. \quad (3.1)$$

The initial value of the  $D(x, \tau)$  is a  $\delta$ -function at  $x = 1$  which characterizes the initial single color charge entering the evolving medium. Furthermore, conservation of energy implies

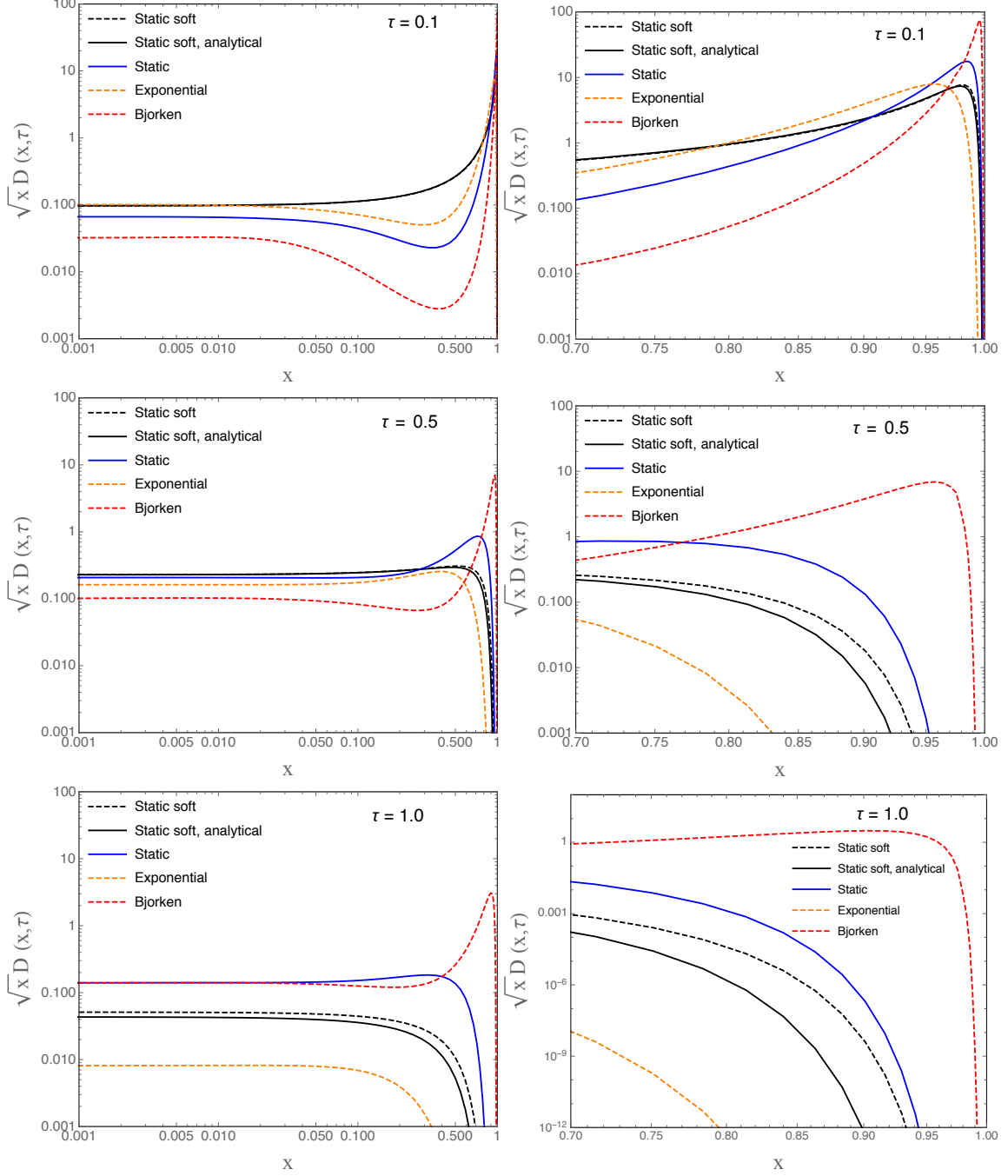
$$\int_0^1 dx \, D(x, \tau) = 1. \quad (3.2)$$

While this is formally violated due to the soft singularity at  $x = 0$ , this can be reinstated by assuming the accumulation of energy at the thermal scale  $x \sim T/p$  where elastic rescattering leads to thermalization [[48](#)]. For the Bjorken expansion scenario, the distribution also depends on the initial time  $\tau_0$ , i.e.  $D(x, \tau, \tau_0)$ . In this Section, we have fixed  $\tau_0 = 0.03$ .

The rate equation [Eq. \(3.1\)](#) was solved numerically for the static medium, exponentially decaying medium, and the Bjorken case introduced in [Sec. 2](#). The resulting distributions of  $D(x, \tau)$  are shown for three representative values of  $\tau$  in [Fig. 5](#), see figure caption for further details. Despite the differences observed in the rates, at low  $x$ , all the  $D(x)$  distributions converge to a universal scaling with  $1/\sqrt{x}$  which is a consequence of the low- $x$  behavior discussed in [Sec. 2.4](#) driven by a presence of factors  $P(z)\kappa(z)$  in all the splitting rates. The magnitude of the effects is different and is expected to scale with the average parameter  $\langle \hat{q} \rangle$  which is hierarchically  $\langle \hat{q} \rangle_{\text{exp}} > \langle \hat{q} \rangle_{\text{static}} > \langle \hat{q} \rangle_{\text{Bjork}}$  (for the choice of parameters used here). At high- $x$ , which predominantly drives the jet suppression factor, see [Sec. 4](#), the reduction of  $D(x, \tau)$  is the strongest for the exponentially decaying medium and the weakest for the Bjorken case, according to the established hierarchy of  $\langle \hat{q} \rangle$  for the parameters used here.

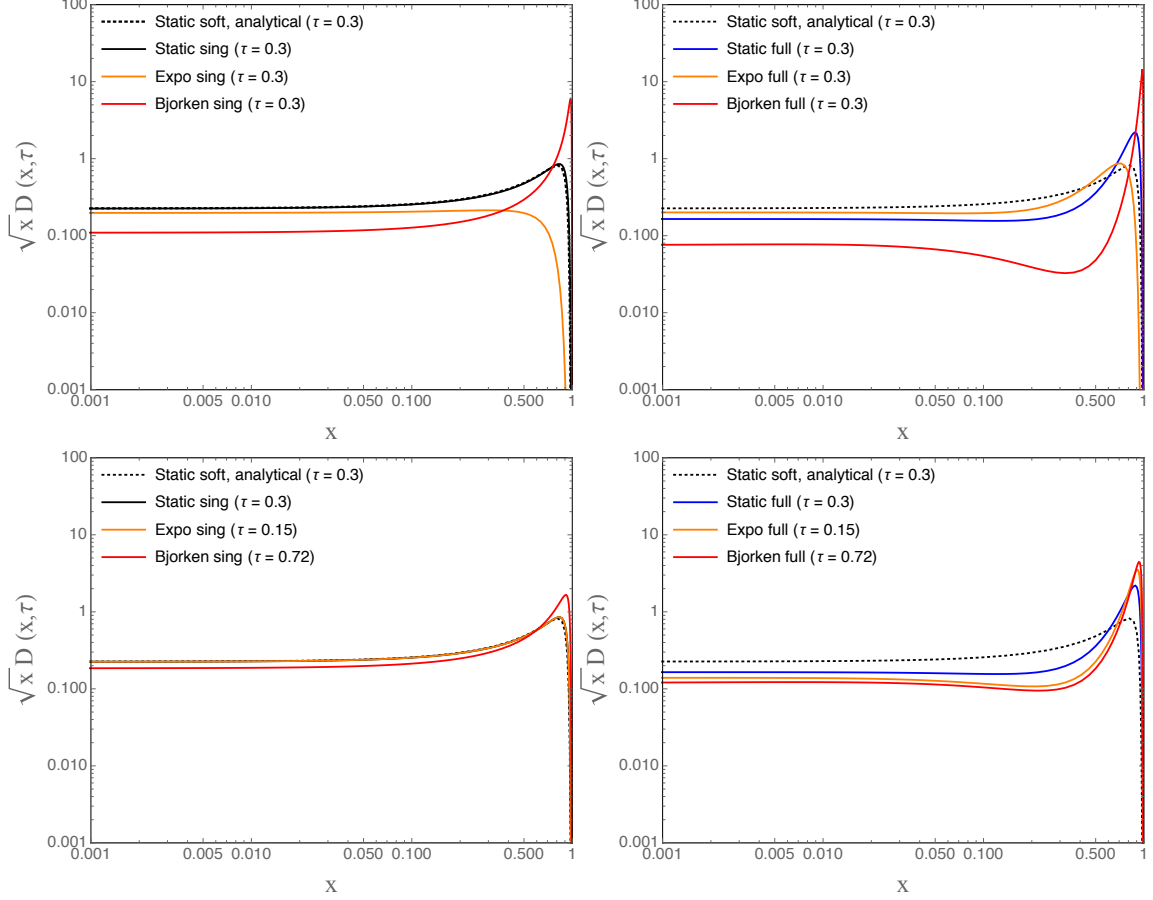
As a check of our numerical routine, we have also evaluated the distribution for the static soft limit, i.e. where we use [Eq. \(2.13\)](#) as the splitting rate. These results can be compared with the known analytical solution [[43](#)],

$$D_{\text{sing}}(x, \tau) = \frac{\bar{\alpha}\tau}{\sqrt{x}(1-x)^{3/2}} e^{-\pi \frac{\bar{\alpha}^2 \tau^2}{1-x}}, \quad (3.3)$$



**Figure 5.** Medium induced gluon distribution  $\sqrt{x}D(x, \tau)$  for three different values of  $\tau$  and three types of medium expansion calculated numerically: static soft (dashed black), static (solid blue), exponential (dashed orange), and Bjorken (dashed-dotted red). We also plot the soft limit of the static medium calculated analytically (solid black) for reference. Left panels show the full distribution, right panels zoom in the high- $x$  region.

where the sub-script refers to the “singular” rate in Eq. (2.13), see also [53]. The numerical and analytical results are plotted in Fig. 5 as the solid (black) and dashed (black) curves



**Figure 6.** Medium induced gluon distribution  $\sqrt{x}D(x, \tau)$  for singular rates (left panels) and full rates (right panels). The upper row corresponds to the distributions for different medium expansions evaluated at equal evolution time  $\tau$ . In the lower row, we have plotted the distributions at a fixed *effective* evolution time  $\tau_{\text{eff}}$ .

and we see a good agreement over a wide range in  $x$  and  $\tau$ . In this situation, the energy stored in the spectrum decreases exponentially with  $\tau$ ,  $\mathcal{E}(\tau) = \int_0^1 dx D(x, \tau) = e^{-\pi\bar{\alpha}^2\tau^2}$  [43].<sup>5</sup>

Finally, in order to confirm the scaling properties uncovered in the last Section, in Fig. 6 we compare the resulting gluon distribution  $D(x, \tau)$  using only the singular rates, i.e. Eq. (2.13) for the static case, Eq. (2.22) for the exponential case and Eq. (2.34) for the Bjorken case, to the distributions obtained with the full rates. In the upper panels, the distributions are plotted for a fixed, common evolution time  $\tau$  while below the distributions are evaluated at fixed  $\tau_{\text{eff}}$ . The distributions resulting from the singular rates in the left panels clearly show nice scaling properties. The full distributions, plotted in the right panels of Fig. 6, do not respect a scaling with  $\tau_{\text{eff}}$ .

As we will illustrate next on the level of the jet suppression factor, a better scaling is actually achieved by using the average jet quenching parameter  $\langle\hat{q}\rangle$ , as defined in Eqs. (2.6)

<sup>5</sup>Note that the authors of Ref. [43] use directly  $\tilde{\tau} = \bar{\alpha}\tau$  as the evolution time.



and (2.7). However, it is clear from Fig. 5 and Fig. 6 that the distributions of medium-induced gluons produced in differently expanding media have different features at both low and high values of  $x$ .

#### 4 Moments of $D(x, \tau)$ and the jet suppression factor

One of the key observables quantifying inclusive jet suppression is the jet nuclear modification factor, measured, for instance, by the LHC experiments [1–4]. The yield for the inclusive jet suppression can be obtained as a convolution of the  $D(x, \tau)$  distribution with the initial parton spectra,

$$\frac{d\sigma_{AA}}{dp_T} = \int_0^\infty dp'_T \int_0^1 dx \delta(p_T - xp'_T) D\left(x, \tau \equiv \sqrt{\hat{q}_0/p'_T} L\right) \frac{d\sigma_0}{dp'_T}, \quad (4.1)$$

see e.g. [25, 37, 54]. Note that the evolution time  $\tau$  now depends on the unknown initial energy of the parton. The initial parton spectra can be approximated by a power law,  $d\sigma_0/dp_T \propto p_T^{-n}$ . In this case, the jet suppression factor  $Q_{AA}(p_T) = (d\sigma_{AA}/dp_T)/(d\sigma_0/dp_T)$ , is

$$Q_{AA}(p_T) = \int_0^1 dx x^{n-1} D(x, \sqrt{x}\tau), \quad (4.2)$$

where now  $\tau = \sqrt{\hat{q}_0/p_T} L$ , as before. For the Bjorken model, the distribution has additionally a dependence on the initial time  $\tau_0$ , and the distribution in the integrand in Eq. (4.2) becomes  $D(x, \sqrt{x}\tau, \sqrt{x}\tau_0)$ .

Let us focus for a moment on the analytical solution of the rate equation given by Eq. (3.3). At the present stage, it is illuminating to change variables to  $\epsilon = p_T(1 - x)$ , where  $\epsilon$  has the meaning of the energy lost by the particle due to medium-induced emissions. In this case,

$$Q_{AA}(p_T) = \int_0^{p_T} d\epsilon \left(1 - \frac{\epsilon}{p_T}\right)^{n-1} \sqrt{\frac{\omega_s}{\epsilon^3}} e^{-\frac{\pi\omega}{\epsilon} \left(1 - \frac{\epsilon}{p_T}\right)}, \quad (4.3)$$

where  $\omega_s = \bar{\alpha}^2 \hat{q}_0 L^2$  is the scale of soft, multiple gluon emissions. In the limit of  $\omega_c \ll p_T$ , this expression can be approximated by

$$Q_{AA}(p_T) \approx \int_0^\infty d\epsilon e^{-\nu\epsilon} \sqrt{\frac{\omega_s}{\epsilon^3}} e^{-\frac{\pi\omega}{\epsilon}} = e^{-2\sqrt{\pi\omega_s\nu}}, \quad (4.4)$$

where  $\nu = (n - 1)/p_T$ . This is nothing else than the (inverse) Laplace transform of the energy loss distribution  $\mathcal{P}(\epsilon) = \sqrt{\omega_s/\epsilon^3} e^{-\pi\omega_s/\epsilon}$ . This quantity is normalized  $\int_0^\infty d\epsilon \mathcal{P}(\epsilon) = 1$ . We have checked numerically that the approximation in going from Eq. (4.3) to (4.4) is valid to a few percent over a large range of  $p_T$ .

We will now discuss the quenching factor for two analytically available limiting cases, namely i) the quenching weights that only account for primary medium-induced gluon emissions off the jet and ii) the expectations from the distribution  $D_{\text{sing}}(x, \tau)$  of soft emissions Eq. (3.3). Finally, we address the numerical results using the full rates.

#### 4.1 Jet suppression from primary emissions

Since the dominant contribution to the jet quenching factor comes from large  $x$ , or small  $\epsilon/p_T$ , one can consider a simpler scenario, where we neglect the further branching of the primary gluons that are emitted from the leading particle. Assuming independent emissions as before, this approximation scheme is typically referred to as the “quenching weights” [25, 54]. It turns out that the Laplace transformed energy loss distribution in this case, simply reads [54]

$$\tilde{D}(\nu) = \exp \left[ - \int_0^\infty dz e^{-z} N \left( \frac{z}{\nu} \right) \right], \quad (4.5)$$

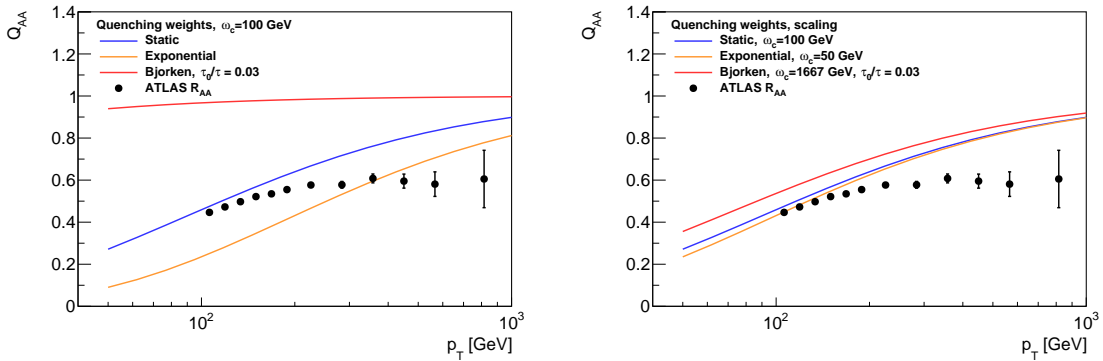
where  $N(\omega) = \int_\omega^\infty d\omega' \frac{dI}{d\omega'}$  is the multiplicity of gluons carrying energy  $\omega$  and above. The resulting quenching factor is nothing else than  $Q_{AA} = \tilde{D}(n/p_T)$ . The main contribution to quenching comes from the regime of multiple, soft gluon emissions with  $\omega \sim \bar{\alpha}^2 \omega_c$ .

For the static medium, Baier-Dokshitzer, Mueller and Schiff (BDMS) [54] found a compact formula approximating the multiplicity,

$$N_{\text{stat}}(u) = 2\bar{\alpha} \left( \sqrt{\frac{2}{u}} - \log 2 \log \frac{1}{u} - 1.44135 \dots \right), \quad (4.6)$$

where  $u \equiv \omega/\omega_c$ . The two first terms of this expression are found from the soft gluon approximation,  $\omega dI_{\text{stat}}/d\omega \approx 2\bar{\alpha} \left( \sqrt{\omega_c/(2\omega)} - \log 2 \right)$ , while the numerical factor is found by matching to the full spectrum. Note that a naïve application of the soft gluon limit would not contain the two last terms on the right hand side of Eq. (4.6), and would have resulted in an overestimation of the quenching. The approximation in Eq. (4.6) works surprisingly well for realistic values of the medium parameters and results in a suppression factor that is almost exactly the one obtained by directly using the full BDMPs spectrum in Eq. (4.5).

Following a similar logic, we have not been able to find a similar compact approximation for the multiplicity in the exponentially and Bjorken expanding scenarios. However, one



**Figure 7.** Scaling properties of the jet suppression factor  $Q_{AA}$  for different medium expansions in the quenching weights approximation. In the left panel we plot the suppression given a fixed value of  $\omega_c = \hat{q}_0 L^2/2$ ; in the right panel we plot the suppression factors for a fixed  $\langle \omega_c \rangle = \langle \hat{q} \rangle L^2/2$  for the different media.

should expect a similar dependence on an effective ratio of the gluon energy  $\omega$  and a maximal energy scale  $\sim \omega_c$ . Recalling the left panel of Fig. 2, it is therefore natural to expect that the optimal scaling parameter that most closely bring the spectra together is  $\omega/\langle\omega_c\rangle$ . This is indeed observed in Fig. 7. In the left panel we have plotted the resulting quenching factor for the different media given a fixed *initial*  $\omega_c = \hat{q}_0 L^2/2$ . In the right panel, the suppression factors are plotted for the same *average*  $\langle\omega_c\rangle$ . Note that the Bjorken model additionally depends on the initial time  $t_0$ , or more precisely the ratio  $\tau_0/\tau = t_0/L$ . This gives further support for the numerical scaling laws first discussed in [25, 32].

## 4.2 Jet suppression from soft scaling

Let us now return the results found in Secs. 2.2 and 2.3 regarding the scaling features of the rates for the different medium profiles to gain further analytical insight into the results for the medium-induced gluon distribution and suppression factor  $Q_{AA}$ . We have extracted these features by only retaining the “singular” parts of the spectrum. Hence, the full solution that includes finite- $z$  and finite length effects should be expected to deviate. However, we expect the qualitative features to be visible in the numerical results that will be discussed in detail below.

For the exponential case, Eq. (2.22) indicates that the solution to the rate equation is given by Eq. (3.3) with  $\bar{\alpha} \rightarrow 2\bar{\alpha}$  or  $\hat{q}_0 \rightarrow 4\hat{q}_0$ , namely

$$D(x, \tau) \approx \frac{2\bar{\alpha}\tau}{\sqrt{x}} e^{-4\pi\bar{\alpha}^2\tau^2}, \quad (4.7)$$

where we focus on the small- $x$  regime where finite-length corrections should be smaller. This also implies that, for the same  $\bar{\alpha}$  and  $\hat{q}_0$ , the ratio of suppression factors is,

$$\frac{Q_{AA}^{\text{exp}}}{Q_{AA}^{\text{static}}} \simeq \exp \left[ -2\bar{\alpha} \sqrt{\pi\hat{q}_0 L^2(n-1)/p_T} \right]. \quad (4.8)$$

We therefore expect that all effects of the expansion can be absorbed into the proper rescaling of the parameters.

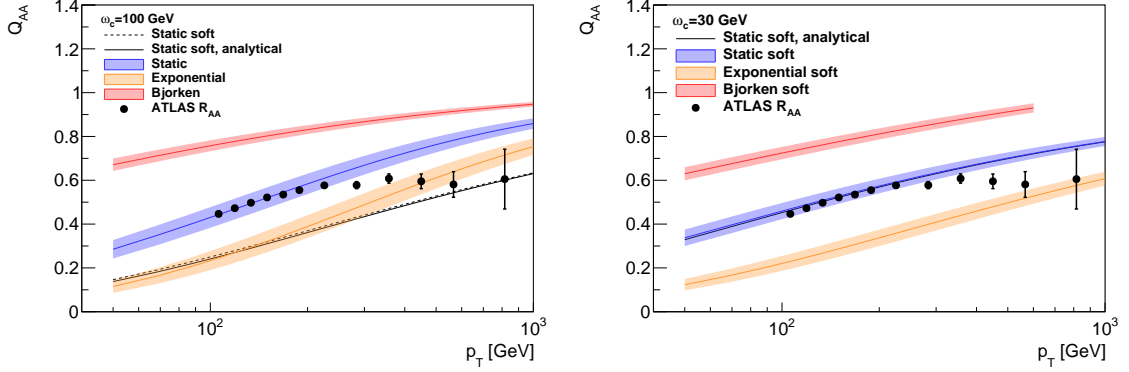
For the Bjorken scenario, the situation is slightly more complicated. However, our result for the “singular” rate (2.36) indicates that we can write the final solution for the medium-induced gluon distribution as

$$D(x, \tau) \approx \frac{2\bar{\alpha}\sqrt{\tau_0\tau}}{\sqrt{x}} e^{-4\pi\bar{\alpha}^2\tau_0\tau}, \quad (4.9)$$

in the small- $x$  regime. We note that the evolution time is now  $\tau_{\text{eff}} = 2\sqrt{\tau_0\tau}$  rather than  $\tau$  itself. Interestingly, this gives a difference in suppression factors to the static case as

$$\frac{Q_{AA}^{\text{Bjork}}}{Q_{AA}^{\text{static}}} \simeq \exp \left[ -2\bar{\alpha} \sqrt{\pi\hat{q}_0 L^2(n-1)/p_T} \left( 2\sqrt{\frac{t_0}{L}} - 1 \right) \right]. \quad (4.10)$$

Due to the additional, explicit dependence on the ratio  $t_0/L$ , we conclude that in the case of the Bjorken expansion there is not universal way of rescaling the parameters to arrive at the results of the static medium. Instead, approximate scaling can be achieved for given values of the medium parameters, including  $t_0$ .

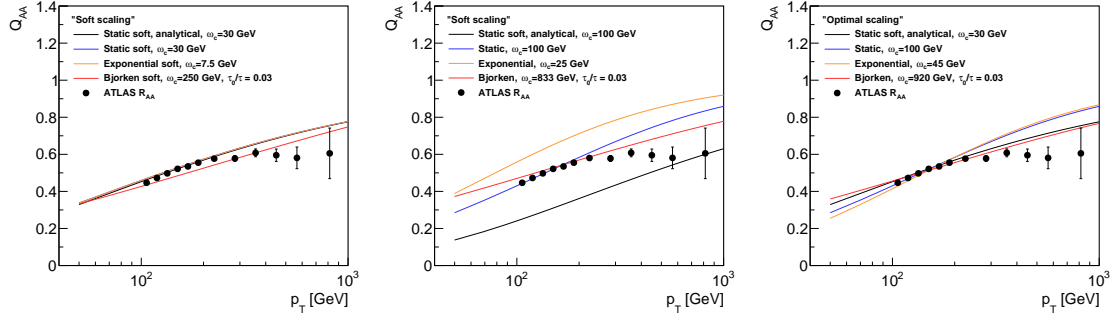


**Figure 8.** The jet suppression factor  $Q_{AA}$  for four types of medium expansion calculated numerically: static soft (dashed line), static (blue), exponential (orange), and Bjorken (red), and the soft limit of the static medium calculated analytically (full line). The  $Q_{AA}$  calculated using full kernels for  $\omega_c = 100$  GeV (*left*). The  $Q_{AA}$  calculated using singular kernels for  $\omega_c = 30$  GeV (*right*). Uncertainty bands correspond to 10% variation of the value of  $\alpha_s$ . ATLAS data taken from [2].

### 4.3 Numerical results on jet suppression

As a final step, we proceed to calculating the jet suppression factor based on the medium-induced gluon distribution function obtained in Sec. 3. To obtain the results from numerical calculations, we include only one parton species (gluons) in the hard spectrum with  $n = 5.6$  [55] and a fixed  $\alpha_s = 0.14$ . The distribution  $D(x, \tau)$  is found by a numerical solution to Eq. (3.1), as described in Sec. 3. Due to above described limitations, the  $Q_{AA}$  calculated here is just a proxy for the nuclear modification factor,  $R_{AA}$ , measured by experiments. To make this explicit we use symbol  $Q_{AA}$  instead of  $R_{AA}$  in this paper. Finally, we mention that, in our current numerical implementation of the Bjorken model, we have not implemented the exact dependence on the rescaling of initial  $\tau_0$ , i.e.  $D(x, \sqrt{x}\tau, \sqrt{x}\tau_0) \approx D(x, \sqrt{x}\tau, \tau_0)$ . The uncertainty of the resulting distributions is calculated by varying the  $\alpha_s$  parameter by 10%.

We start our discussion by fixing a common reference value of the medium parameters. As seen before, the amount of jet suppression depends only on the energy scale  $\omega_c \equiv \hat{q}_0 L^2/2$ , see Sec. 4.1, up to a factor of  $\bar{\alpha}^2$ . Hence, we fix two values of  $\omega_c$  for the gluon distribution evolved in a static medium with the full and singular kernels that lead to realistic values of the jet suppression factor for the two cases, respectively. For the distribution evolved with the full kernel this corresponds to  $\omega_c = 100$  GeV and for the distribution evolved with the singular kernel we find  $\omega_c = 30$  GeV. We show the resulting  $Q_{AA}$  distributions in Fig. 8, where in the left panel we plot the jet suppression factor for different media evolved using full kernels and, in the right panel, evolved with singular kernels. Using a reference value of  $\hat{q}_0 = 0.2$  GeV<sup>3</sup>, from this we can extract the path-length in the medium to be  $L = 6.3$  fm and 3.5 fm in these two cases. A large difference can be seen for different media due to the varying rate of expansion in Fig. 8. In order to guide the eye, we have also plotted experimental data for high- $p_T$  (anti- $k_t$ ,  $R = 0.4$ ) jet suppression [2]. Note that, for the Bjorken medium, we also have to fix the ratio  $\tau_0/\tau = \sqrt{t_0/L}$  which is chosen to be



**Figure 9.** The jet suppression factor  $Q_{AA}$  for three types of medium expansion calculated numerically, static (blue), exponential (orange), and Bjorken (red), and the soft limit of the static medium calculated analytically (full line). ATLAS data taken from [2] (full closed markers). The  $Q_{AA}$  calculated using singular splitting kernels, the choice of  $\omega_c$  values is given by scaling of  $D(x)$  distributions in the soft limit and is defined by Eq. (2.38) (*left*). The  $Q_{AA}$  calculated using full splitting kernels, the choice of  $\omega_c$  values is given by scaling of  $D(x)$  distributions in the soft limit and is defined by Eq. (2.38) (*middle*). The  $Q_{AA}$  calculated using full splitting kernels, the choice of  $\omega_c$  values is given by  $\chi^2$  minimization of deviation between the calculated  $Q_{AA}$  and the data (*right*).

$$\tau_0/\tau = 0.03.$$

Now, we can evaluate the scaling properties of the  $Q_{AA}$ . To explore the impact of the soft scaling discussed in Sec. 4.2 for the analytical calculation of the  $Q_{AA}$  we fix the  $\omega_c$  value for the static case to be the same as discussed in the previous paragraph but we replace  $\omega_c$  values for the exponential case and Bjorken case by  $\omega_{\text{eff}}$  values defined in Eq. (2.38). First we perform the calculation using the singular rates (Eq. (2.13) for the static case, Eq. (2.22) for the exponential case and Eq. (2.34) for the Bjorken case). Results are plotted in the left panel of Fig. 9 ( $\omega_c$  values are given in the plot). We can see that the scaling of rates leads to a scaling of  $Q_{AA}$  in the soft limit. For a given choice of  $\tau_0/\tau$ , this scaling approximately holds also for the Bjorken case where there is no universal way of rescaling the parameters as discussed in Sec. 4.2. The calculation using singular rates can be compared with the calculation using the full rates, plotted in the middle panel of Fig. 9 ( $\omega_c$  values are shown on the plot, their ratio with respect to the static case is the same as in the left panel). Here the scaling is clearly broken leaving us with substantial difference between the magnitude of the  $Q_{AA}$  for the exponential case and static case. We can see that some deviation from the scaling is present for the Bjorken case as well, although it is less substantial than for the exponential case.

Finally, we evaluate the optimal value of  $\omega_c$  for which we obtain the minimal differences among  $Q_{AA}$  distributions. This is done by  $\chi^2$  minimization procedure which minimizes the deviation between the numerical calculations and the measured data from [2]. The result is shown in the right panel of Fig. 9 along with the  $\omega_c$  values. Good, but not perfect scaling of  $Q_{AA}$  is achieved by the minimization. We can see that the values of  $\omega_c$  naturally deviate from those reported in the middle panel of Fig. 9. We can see that for the exponential scale the optimal scaling is very close to the factor of two discovered in the “quenching weight limit” as discussed in Sec. 4.1. On the contrary, the value of  $\omega_c$  for the Bjorken scaling is

$\hat{q}_0$ [GeV <sup>3</sup> ]	static	exponential	Bjorken
no scaling	0.2	0.2	0.2
soft scaling	0.2	0.05	1.66
optimal scaling	0.2	0.09	1.84
scaling by $\langle\omega_c\rangle$	0.2	0.1	3.33

**Table 1.** Table showing a comparison of the values of the jet quenching coefficients at initial time  $t_0$ ,  $\hat{q}_0$ , for the different medium profiles and for different types of scaling discussed in Sec. 4. The first row corresponds to the reference values used in the left panel of Fig. 8. The second row corresponds to the rescaled values using the soft scaling defined by Eq. (2.38) (middle panel of Fig. 9). The third row corresponds to the rescaled values obtained from the optimal scaling defined by the  $\chi^2$  minimization of the differences between the theory and the data (right panel of Fig. 9). The last row corresponds to the rescaled values obtained from the scaling by  $\langle\omega_c\rangle$  discussed in Sec. 4.1 (right panel of Fig. 7). The values are calculated using the reference value of  $L = 6.3$  fm.

almost a factor of two smaller compared to the value obtained in Sec. 4.1 when scaling by the average  $\langle\omega_c\rangle$ . While this supports the previously discovered scaling by the average  $\langle\omega_c\rangle$  for the exponential case, it shows that the rapidly decaying Bjorken type of the medium is very sensitive to the choice of parameters and no scaling works properly in this case.

To summarize the scaling properties for different types of medium expansion we provide in Tab. 1 values of  $\hat{q}_0$  calculated from  $\omega_c$  values for the reference value of  $L = 6.3$  fm and for different scaling discussed in this section.

## 5 Conclusions & outlook

Three types of the medium expansion were studied within the framework of multiple soft scattering, namely the static medium, exponentially decaying medium and Bjorken-like expanding medium. The spectra and rates of induced gluon emissions were evaluated and the distribution of medium-induced gluons were calculated using the evaluation of in-medium evolution (Eq. (3.1)) with splitting kernels obtained from rates of induced gluon emissions. Single-inclusive gluon distributions were then used to calculate the jet suppression factor  $Q_{AA}$ , see Eq. (4.2).

A universal behavior of splitting kernels is derived for different medium expansions in the soft gluon regime (see Eq. (2.13), Eq. (2.22), and Eq. (2.34)). Using these kernels, It is shown that the impact of medium expansion on the resulting jet  $Q_{AA}$  in this soft limit can be absorbed into the proper rescaling of the parameters for the exponential case (see Eq. (4.8)). For the Bjorken expansion, the onset of scaling is additionally sensitive to the initial time  $t_0$ . Therefore the resulting jet suppression will have a sensitivity to the ratio  $t_0/L$  (see Eq. (4.10)).

For the full evolution in time and full phase-space of the radiation, the results are obtained by a numerical solution of the evolution equation. The evolved distributions are shown to obey a  $1/\sqrt{x}$  scaling for all the studied types of expansion signaling a universal behavior with reduced sensitivity to the details of the medium expansion. However, it was found that the impact of the medium expansion on  $Q_{AA}$  cannot be scaled out in

the same way as in the soft limit (see Fig. 9 middle). A better agreement was found by using a phenomenologically motivated value of averaged over the path length of the jet  $\langle\hat{q}\rangle$ . However, for the Bjorken expansion we are still sensitive to the onset of quenching through the ratio  $t_0/L$ , which spoils the universal scaling features. Hence, the details of the high- $x$  behavior of  $D(x, \tau)$ , that ultimately drive the quenching factor  $Q_{AA}$ , are still sensitive to the details of medium expansion.

Values of quenching parameter at initial time  $\hat{q}_0$  (or alternatively values of  $\omega_c$  for a fixed medium length) that minimize the differences in the jet  $Q_{AA}$  among the different types of the expansion were also found (see Fig. 9 right and Tab. 1). For the exponential expansion these optimal values are very close to the average values suggesting validity of scaling discussed in [25, 32]. On the contrary the rapidly decaying Bjorken type of the medium is very sensitive to the choice of parameters and no scaling works properly in this case. These results clearly indicate the importance of taking into account the medium expansion in precise modeling of the jet quenching phenomenon. Furthermore, our results shed light on the relation between jet suppression and the amount of energy deposited in the medium which are related to the high- $x$  and low- $x$  parts of the distribution, respectively. These aspects could prove very important for more involved observables, such as the suppression factor of reconstructed jets and jet substructure observables, and we plan to study them further in the context of dynamically evolving media.

The extracted values of the initial  $\hat{q}_0$  obtained in this paper cannot be taken at face value, given the fitting procedure described above. Several improvements, such as including proper quark and gluon jet fractions [55], using a comprehensive emission rate [29, 34], accounting for quark and gluon coupled induced branching [46] and including the effect of in-medium jet fragmentation (Sudakov suppression) [56], are planned to be included for future phenomenological applications of other observables, such as  $v_2$  at high- $p_T$ .

## Acknowledgments

We would like to thank the referee of our paper, whose comments and questions helped improve the presentation of our results. KT is supported by a Starting Grant from Trond Mohn Foundation (BFS2018REK01) and the University of Bergen. CAS is supported by Ministerio de Ciencia e Innovación of Spain under project FPA2017-83814-P; Unidad de Excelencia María de Maetzu under project MDM-2016-0692; ERC-2018-ADG-835105 YoctoLHC; and Xunta de Galicia (Consellería de Educación) and FEDER. SPA and MS are supported by Grant Agency of the Czech Republic under grant 18-12859Y, by the Ministry of Education, Youth and Sports of the Czech Republic under grant LTT 17018, and by Charles University grant UNCE/SCI/013.

## References

- [1] ATLAS collaboration, *Measurements of the Nuclear Modification Factor for Jets in Pb+Pb Collisions at  $\sqrt{s_{NN}} = 2.76$  TeV with the ATLAS Detector*, *Phys. Rev. Lett.* **114** (2015) 072302 [[1411.2357](#)].



- [2] ATLAS collaboration, *Measurement of the nuclear modification factor for inclusive jets in Pb+Pb collisions at  $\sqrt{s_{NN}} = 5.02$  TeV with the ATLAS detector*, *Phys. Lett.* **B790** (2019) 108 [[1805.05635](#)].
- [3] CMS collaboration, *Measurement of inclusive jet cross sections in pp and PbPb collisions at  $\sqrt{s_{NN}} = 2.76$  TeV*, *Phys. Rev.* **C96** (2017) 015202 [[1609.05383](#)].
- [4] ALICE collaboration, *Measurements of inclusive jet spectra in pp and central Pb-Pb collisions at  $\sqrt{s_{NN}} = 5.02$  TeV*, [1909.09718](#).
- [5] CMS COLLABORATION collaboration, *Observation and studies of jet quenching in PbPb collisions at nucleon-nucleon center-of-mass energy = 2.76 TeV*, *Phys.Rev.* **C84** (2011) 024906 [[1102.1957](#)].
- [6] CMS collaboration, *Measurement of Jet Fragmentation in PbPb and pp Collisions at  $\sqrt{s_{NN}} = 2.76$  TeV*, *Phys. Rev.* **C90** (2014) 024908 [[1406.0932](#)].
- [7] ATLAS collaboration, *Measurement of inclusive jet charged-particle fragmentation functions in Pb+Pb collisions at  $\sqrt{s_{NN}}=2.76$  TeV with the ATLAS detector*, *Phys. Lett.* **B739** (2014) 320 [[1406.2979](#)].
- [8] ATLAS collaboration, *Measurement of jet fragmentation in Pb+Pb and pp collisions at  $\sqrt{s_{NN}} = 2.76$  TeV with the ATLAS detector at the LHC*, *Eur. Phys. J.* **C77** (2017) 379 [[1702.00674](#)].
- [9] ATLAS collaboration, *Measurement of jet fragmentation in Pb+Pb and pp collisions at  $\sqrt{s_{NN}} = 5.02$  TeV with the ATLAS detector*, *Phys. Rev.* **C98** (2018) 024908 [[1805.05424](#)].
- [10] CMS collaboration, *Jet Shapes of Isolated Photon-Tagged Jets in Pb-Pb and pp Collisions at  $\sqrt{s_{NN}} = 5.02$  TeV*, *Phys. Rev. Lett.* **122** (2019) 152001 [[1809.08602](#)].
- [11] M. Connors, C. Nattrass, R. Reed and S. Salur, *Jet measurements in heavy ion physics*, *Rev. Mod. Phys.* **90** (2018) 025005 [[1705.01974](#)].
- [12] R. Baier, Y. L. Dokshitzer, A. H. Mueller, S. Peigne and D. Schiff, *Radiative energy loss of high-energy quarks and gluons in a finite volume quark - gluon plasma*, *Nucl.Phys.* **B483** (1997) 291 [[hep-ph/9607355](#)].
- [13] R. Baier, Y. L. Dokshitzer, A. H. Mueller, S. Peigne and D. Schiff, *Radiative energy loss and  $p(T)$  broadening of high-energy partons in nuclei*, *Nucl.Phys.* **B484** (1997) 265.
- [14] B. Zakharov, *Fully quantum treatment of the Landau-Pomeranchuk-Migdal effect in QED and QCD*, *JETP Lett.* **63** (1996) 952.
- [15] B. Zakharov, *Radiative energy loss of high-energy quarks in finite size nuclear matter and quark - gluon plasma*, *JETP Lett.* **65** (1997) 615 [[hep-ph/9704255](#)].
- [16] Y. Mehtar-Tani, J. G. Milhano and K. Tywoniuk, *Jet physics in heavy-ion collisions*, *Int. J. Mod. Phys.* **A28** (2013) 1340013 [[1302.2579](#)].
- [17] J.-P. Blaizot and Y. Mehtar-Tani, *Jet Structure in Heavy Ion Collisions*, *Int. J. Mod. Phys.* **E24** (2015) 1530012 [[1503.05958](#)].
- [18] S. Caron-Huot and C. Gale, *Finite-size effects on the radiative energy loss of a fast parton in hot and dense strongly interacting matter*, *Phys.Rev.* **C82** (2010) 064902 [[1006.2379](#)].
- [19] X. Feal and R. Vazquez, *Intensity of gluon bremsstrahlung in a finite plasma*, *Phys. Rev.* **D98** (2018) 074029 [[1811.01591](#)].



- [20] W. Ke, Y. Xu and S. A. Bass, *A modified-Boltzmann approach for modeling the hot QCD medium-induced splitting vertices in the deep LPM region*, [1810.08177](#).
- [21] C. Andres, L. Apolinário and F. Dominguez, *Medium-induced gluon radiation with full resummation of multiple scatterings for realistic parton-medium interactions*, [2002.01517](#).
- [22] U. A. Wiedemann, *Gluon radiation off hard quarks in a nuclear environment: Opacity expansion*, *Nucl. Phys.* **B588** (2000) 303 [[hep-ph/0005129](#)].
- [23] M. Gyulassy, P. Levai and I. Vitev, *NonAbelian energy loss at finite opacity*, *Phys.Rev.Lett.* **85** (2000) 5535 [[nucl-th/0005032](#)].
- [24] M. D. Sievert, I. Vitev and B. Yoon, *A complete set of in-medium splitting functions to any order in opacity*, [1903.06170](#).
- [25] C. A. Salgado and U. A. Wiedemann, *Calculating quenching weights*, *Phys.Rev.* **D68** (2003) 014008 [[hep-ph/0302184](#)].
- [26] N. Armesto, C. A. Salgado and U. A. Wiedemann, *Medium induced gluon radiation off massive quarks fills the dead cone*, *Phys. Rev.* **D69** (2004) 114003 [[hep-ph/0312106](#)].
- [27] P. B. Arnold, *High-energy gluon bremsstrahlung in a finite medium: harmonic oscillator versus single scattering approximation*, *Phys. Rev.* **D80** (2009) 025004 [[0903.1081](#)].
- [28] Y. Mehtar-Tani, *Gluon bremsstrahlung in finite media beyond multiple soft scattering approximation*, *JHEP* **07** (2019) 057 [[1903.00506](#)].
- [29] Y. Mehtar-Tani and K. Tywoniuk, *Improved opacity expansion for medium-induced parton splitting*, [1910.02032](#).
- [30] J. Barata and Y. Mehtar-Tani, *Improved opacity expansion at NNLO for medium induced gluon radiation*, [2004.02323](#).
- [31] R. Baier, Y. L. Dokshitzer, A. H. Mueller and D. Schiff, *Radiative energy loss of high-energy partons traversing an expanding QCD plasma*, *Phys. Rev.* **C58** (1998) 1706 [[hep-ph/9803473](#)].
- [32] C. A. Salgado and U. A. Wiedemann, *A Dynamical scaling law for jet tomography*, *Phys.Rev.Lett.* **89** (2002) 092303 [[hep-ph/0204221](#)].
- [33] B. G. Zakharov, *Parton energy loss in an expanding quark-gluon plasma: Radiative versus collisional*, *JETP Lett.* **86** (2007) 444 [[0708.0816](#)].
- [34] X. Feal, C. A. Salgado and R. A. Vazquez, *Jet quenching tests of the QCD Equation of State*, [1911.01309](#).
- [35] N. Armesto et al., *Comparison of Jet Quenching Formalisms for a Quark-Gluon Plasma 'Brick'*, *Phys. Rev. C* **86** (2012) 064904 [[1106.1106](#)].
- [36] JET collaboration, *Extracting the jet transport coefficient from jet quenching in high-energy heavy-ion collisions*, *Phys. Rev.* **C90** (2014) 014909 [[1312.5003](#)].
- [37] Y. Mehtar-Tani and K. Tywoniuk, *Jet (de)coherence in PbPb collisions at the LHC*, *Phys. Lett.* **B744** (2015) 284 [[1401.8293](#)].
- [38] F. Arleo, *Quenching of Hadron Spectra in Heavy Ion Collisions at the LHC*, *Phys. Rev. Lett.* **119** (2017) 062302 [[1703.10852](#)].
- [39] C. Andres, N. Armesto, H. Niemi, R. Paatelainen and C. A. Salgado, *Jet quenching as a*

probe of the initial stages in heavy-ion collisions, *Phys. Lett. B* **803** (2020) 135318 [[1902.03231](#)].

- [40] S. Borsanyi, G. Endrodi, Z. Fodor, A. Jakovac, S. D. Katz, S. Krieg et al., *The QCD equation of state with dynamical quarks*, *JHEP* **11** (2010) 077 [[1007.2580](#)].
- [41] R. Baier, *Jet quenching*, *Nucl. Phys.* **A715** (2003) 209 [[hep-ph/0209038](#)].
- [42] A. Majumder, B. Muller and X.-N. Wang, *Small shear viscosity of a quark-gluon plasma implies strong jet quenching*, *Phys. Rev. Lett.* **99** (2007) 192301 [[hep-ph/0703082](#)].
- [43] J.-P. Blaizot, E. Iancu and Y. Mehtar-Tani, *Medium-induced QCD cascade: democratic branching and wave turbulence*, *Phys. Rev. Lett.* **111** (2013) 052001 [[1301.6102](#)].
- [44] J.-P. Blaizot, F. Dominguez, E. Iancu and Y. Mehtar-Tani, *Probabilistic picture for medium-induced jet evolution*, *JHEP* **06** (2014) 075 [[1311.5823](#)].
- [45] P. B. Arnold, *Simple Formula for High-Energy Gluon Bremsstrahlung in a Finite, Expanding Medium*, *Phys.Rev.* **D79** (2009) 065025 [[0808.2767](#)].
- [46] Y. Mehtar-Tani and S. Schlichting, *Universal quark to gluon ratio in medium-induced parton cascade*, *JHEP* **09** (2018) 144 [[1807.06181](#)].
- [47] L. Fister and E. Iancu, *Medium-induced jet evolution: wave turbulence and energy loss*, *JHEP* **03** (2015) 082 [[1409.2010](#)].
- [48] R. Baier, A. H. Mueller, D. Schiff and D. T. Son, *'Bottom up' thermalization in heavy ion collisions*, *Phys. Lett.* **B502** (2001) 51 [[hep-ph/0009237](#)].
- [49] A. Kurkela, A. Mazeliauskas, J.-F. Paquet, S. Schlichting and D. Teaney, *Effective kinetic description of event-by-event pre-equilibrium dynamics in high-energy heavy-ion collisions*, *Phys. Rev.* **C99** (2019) 034910 [[1805.00961](#)].
- [50] R. Baier, D. Schiff and B. Zakharov, *Energy loss in perturbative QCD*, *Ann. Rev. Nucl. Part. Sci.* **50** (2000) 37 [[hep-ph/0002198](#)].
- [51] J.-P. Blaizot, F. Dominguez, E. Iancu and Y. Mehtar-Tani, *Medium-induced gluon branching*, *JHEP* **01** (2013) 143 [[1209.4585](#)].
- [52] L. Apolinário, N. Armesto, J. G. Milhano and C. A. Salgado, *Medium-induced gluon radiation and colour decoherence beyond the soft approximation*, *JHEP* **02** (2015) 119 [[1407.0599](#)].
- [53] J.-P. Blaizot and Y. Mehtar-Tani, *Energy flow along the medium-induced parton cascade*, *Annals Phys.* **368** (2016) 148 [[1501.03443](#)].
- [54] R. Baier, Y. L. Dokshitzer, A. H. Mueller and D. Schiff, *Quenching of hadron spectra in media*, *JHEP* **0109** (2001) 033 [[hep-ph/0106347](#)].
- [55] M. Spusta and B. Cole, *Interpreting single jet measurements in Pb + Pb collisions at the LHC*, *Eur. Phys. J.* **C76** (2016) 50 [[1504.05169](#)].
- [56] Y. Mehtar-Tani and K. Tywoniuk, *Sudakov suppression of jets in QCD media*, *Phys. Rev.* **D98** (2018) 051501 [[1707.07361](#)].