

# Analysis of odds, probability, and hazard ratios: From 2 by 2 tables to two-sample survival data

Zhiqiang Tan<sup>1</sup>

November 26, 2019

**Abstract.** Analysis of 2 by 2 tables and two-sample survival data has been widely used. Exact calculation is computational intractable for conditional likelihood inference in odds ratio models with large marginals in 2 by 2 tables, or partial likelihood inference in Cox's proportional hazards models with considerable tied event times. Approximate methods are often employed, but their statistical properties have not been formally studied while taking into account the approximation involved. We develop new methods and theory by constructing suitable estimating functions while leveraging knowledge from conditional or partial likelihood inference. We propose a weighted Mantel–Haenszel estimator in an odds ratio model such as Cox's discrete-time proportional hazards model. Moreover, we consider a probability ratio model, and derive as a consistent estimator the Breslow–Peto estimator, which has been regarded as an approximation to partial likelihood estimation in the odds ratio model. We study both model-based and model-robust variance estimation. For the Breslow–Peto estimator, our new model-based variance estimator is no greater than the commonly reported variance estimator. We present numerical studies which support the theoretical findings.

**Key words and phrases.** Breslow–Peto estimator; Conditional likelihood; Mantel–Haenszel estimator; Model-robust variance estimation; Odds ratio; Partial likelihood; Proportional hazards model; Survival analysis.

---

<sup>1</sup>Department of Statistics, Rutgers University. Address: 110 Frelinghuysen Road, Piscataway, NJ 08854. E-mail: ztan@stat.rutgers.edu. The research was supported in part by PCORI grant ME-1511-32740.

# 1 Introduction

Analysis of  $2 \times 2$  tables and two-sample survival data has been widely used. The subjects are covered in numerous articles and books (e.g., Anderson et al. 1993; Breslow & Day 1980; Cox & Oaks 1984; Kalbfleisch & Prentice 1980; McCullagh & Nelder 1989). The dominant approach is to use odds ratio models and conditional likelihood inference for handling  $2 \times 2$  tables, and Cox’s (1972) proportional hazards models and partial likelihood inference for analyzing censored survival data. The two methods are closely related or, to some extent, equivalent to each other. In fact, conditional logistic regression can be implemented by calling a computer routine for fitting Cox’s regression model, as seen in the popular R package `survival` (Therneau 2015).

There are, however, open problems in the existing theory and methods. For Cox’s proportional hazards model with survival data, the partial likelihood is powerful and analytically simple in the absence of tied event times. Large sample theory has been developed using counting processes, where the event time is commonly assumed to be absolutely continuous, thereby excluding the possibility of tied event times. But as remarked by Cox (1972), “Unfortunately it is quite likely in applications that the data will be recorded in a form involving ties.” A possible approach for handling tied data is to use Cox’s (1972) discrete-time version of proportional hazards models, which amounts to modeling odds ratios of hazard probabilities. The associated partial likelihood is conceptually straightforward, but exact calculation is numerically difficult with a moderate or large number of ties. Alternatively, various ad hoc approximations to the exact partial likelihood have been proposed (Breslow 1974; Efron 1977; Peto 1972). It is often said that such approximations could yield satisfactory results with a small number of ties, but this reasoning defeats the very purpose of using approximations to deal with a relatively large number of ties. There seems to be no formal theory to justify these approximate methods or study their operating characteristics. In fact, if the event time is truly discrete, then the estimators of Breslow (1974) and Efron (1977) would in general be inconsistent under Cox’s discrete-time propositional hazards model. For discrete-time survival analysis, it has also been proposed to use unconditional maximum likelihood

estimation, either with pooled logistic regression, corresponding to Cox’s discrete-time model, or complementary log-log regression induced by grouping observations under Cox’s continuous-time model (Prentice & Gloeckler 1978). See Allison (1982) for a review. But such methods seem problematic in the presence of a large number of event times or intervals, which lead to the same number of nuisance parameters.

There are similar issues in the existing theory and methods for analyzing  $2 \times 2$  tables under odds ratio models (Zelen 1971; Breslow 1976). Although various methods were proposed in the early literature including Mantel–Haenszel estimation (Cochran 1954; Mantel & Haenszel 1959), conditional maximum likelihood estimation (Breslow 1981; McCullagh & Nelder 1989) has been regarded as the “gold standard” for various reasons including optimal asymptotic properties (Lindsay 1980) and superior empirical performance (Hauck 1984), as remarked by Breslow & Cologne (1986). In particular, conditional likelihood inference is well-behaved with a fixed number of large tables or a large number of sparse tables. On the other hand, exact calculation for conditional likelihood estimation is numerically intractable for tables with large marginals, similarly to partial likelihood estimation with a large number of ties. Approximate methods have been proposed, with supportive numerical evidence (Breslow & Cologne 1986; McCullagh & Nelder 1989). But there seems to be no formal analysis of statistical properties of these methods, while taking into account the approximation involved.

To address the foregoing issues, we develop new methods and theory for analyzing  $2 \times 2$  tables and two-sample survival data, by constructing suitable estimating functions, while leveraging knowledge from conditional or partial likelihood inference. First, in an odds ratio model for  $2 \times 2$  tables, we propose a weighted Mantel–Haenszel estimator by carefully deriving a vector of analytically simple estimating functions from two related angles. One is to achieve a close approximation to optimal estimating functions in minimizing asymptotic variances when positive responses are rare, which are often satisfied in applications. The other is to mimic conditional likelihood estimation in the extreme case where the total number of successes is 1 in each  $2 \times 2$  table. The weighted Mantel–Haenszel estimator can be shown to be consistent and asymptotically normal in two asymptotic settings with large tables or many sparse tables, provided that the

odds ratio model is valid. Moreover, to complement model-based inference, we derive a model-robust variance estimator, which are consistent in both asymptotic settings, while allowing for possible misspecification of the odds ratio model. See Buja et al. (2019) for related discussion of model-robust variance estimation in linear regression.

Second and perhaps more importantly, we study inference in a probability ratio model, where the log ratio of two success probabilities, instead of their odds ratio, is determined by a linear predictor in each  $2 \times 2$  table. We carefully construct a vector of simple estimating functions, which not only provides a reasonable approximation to optimal estimating functions in minimizing asymptotic variances, but also coincides with the Breslow–Peto approximation of the conditional likelihood in the odds ratio model. The resulting estimator, called the Breslow–Peto estimator, can be shown to be consistent and asymptotically normal in two asymptotic settings with large tables or many sparse tables, provided that the probability ratio model is valid. Moreover, we derive a model-robust variance estimator and a model-based variance estimator. The new model-based variance estimator is shown to be no greater than the commonly reported model-based variance estimator for the Breslow–Peto estimator, although the two variance estimators are identical in the special case of a total of one success in each table.

Finally, for two-sample survival analysis, we directly adopt the weighted Mantel–Haenszel estimator in an odds ratio model, or the Breslow–Peto estimator in a probability ratio model, with  $2 \times 2$  tables constructed as usual from risk sets over time. Both models reduce to Cox’s proportional hazards model in the continuous-time limit. The model-based variance estimators from  $2 \times 2$  tables can be seen to remain valid due to a martingale argument. We then derive model-robust variance estimators for the weighted Mantel–Haenszel estimator and the Breslow–Peto estimator. The latter variance estimator can be shown to coincide with Lin & Wei’s (1989) variance estimator when extended to the Breslow–Peto estimator in the presence of tied event times, and hence to remain appropriate in Cox’s proportional hazards model in continuous time. As a result, the Breslow–Peto estimator and its model-based and model-robust variance estimators are valid in the new probability ratio model in both continuous and discrete time.

Both the odds and probability ratio models can be generalized to regression settings,

Table 1: Models and point and variance estimators

Model	Point estimator	Model-based	Model-robust
		variance estimator	variance estimator
Analysis of $2 \times 2$ tables (Section 2)			
model (1)	$\hat{\beta}^{(w)}$	$N_{\bullet}^{-1}\hat{\Sigma}^{(wb)}$	$N_{\bullet}^{-1}\hat{\Sigma}^{(w)}$
model (12)	$\hat{\gamma}^{(w)}$	$N_{\bullet}^{-1}\hat{V}^{(wb)}$	$N_{\bullet}^{-1}\hat{V}^{(w)}$
Two-sample survival analysis (Section 3)			
model (21)	$\hat{\beta}^{(w)}$	$N^{-1}\hat{\Sigma}^{(w2b)}$	$N^{-1}\hat{\Sigma}^{(w2)}$
model (22)	$\hat{\gamma}^{(w)}$	$N^{-1}\hat{V}^{(w2b)}$	$N^{-1}\hat{V}^{(w2)}$

Note:  $N_{\bullet}^{-1}\hat{\Sigma}^{(wb)} = N^{-1}\hat{\Sigma}^{(w2b)}$  and  $N_{\bullet}^{-1}\hat{V}^{(wb)} = N^{-1}\hat{V}^{(w2b)}$  by definition.

with multiple categorical or continuous covariates, as discrete-time versions of Cox's proportional hazards models. Further research is currently pursued to generalize the proposed methods and theory of estimation to such regression models.

For convenience, Table 1 lists the models and the point and variance estimators discussed in the remaining sections.

## 2 Analysis of 2 by 2 tables

Suppose that a series of  $2 \times 2$  tables on a response and a factor are obtained independently from  $J$  strata, as shown in Table 2. Denote  $N_j = N_{1j} + N_{2j}$ , and  $N_{\bullet} = \sum_{j=1}^J N_j$ . For concreteness, the value 1 is called a success, and 2 a failure for the response. For each  $j = 1, \dots, J$ , the counts  $n_{11j}$  and  $n_{21j}$  are assumed to be independent binomial, with fixed denominators  $N_{1j}$  and  $N_{2j}$  and unknown probabilities  $p_{11j}$  and  $p_{21j}$ . Denote  $p_{12j} = 1 - p_{11j}$  and  $p_{22j} = 1 - p_{21j}$ . The raw estimates of probabilities are defined as  $\hat{p}_{11j} = n_{11j}/N_{1j}$ ,  $\hat{p}_{21j} = n_{21j}/N_{2j}$ , etc.

For asymptotic evaluation, it is of interest to examine two distinct settings, referred to as Settings I and II. In Setting I (large tables), the number of tables  $K$  is fixed while individual cell counts increase to infinity. In Setting II (many sparse tables), the number of tables increases while the cell counts remain bounded.

Table 2: The  $j$ th  $2 \times 2$  table

	response		
factor	1	2	total
1	$n_{11j}$	$n_{12j}$	$N_{1j}$
2	$n_{21j}$	$n_{22j}$	$N_{2j}$

## 2.1 Odds ratio inference

Consider a model on the odds ratios,  $\psi_j^* = p_{11j}p_{22j}/(p_{12j}p_{21j})$ , as follows (Zelen 1971; Breslow 1976):

$$\log(\psi_j^*) = x_j^T \beta^*, \quad j = 1, \dots, J, \quad (1)$$

where  $x_j$  is a covariate vector associated with the  $j$ th table and  $\beta^*$  is an unknown coefficient vector. Inference in such models has been extensively studied, particularly in the case of common odds ratios,  $\psi_1^* = \dots = \psi_J^* = \exp(\beta^*)$ , corresponding to  $x_1 = \dots = x_J = 1$  (e.g., Cochran 1954; Mantel & Haenszel 1959).

For our method, we use the estimating function

$$\tau_\rho(\beta) = \sum_{j=1}^J \rho_j(\beta) \{ \hat{p}_{11j} \hat{p}_{22j} - \psi_j(\beta) \hat{p}_{12j} \hat{p}_{21j} \} x_j, \quad (2)$$

where  $\psi_j(\beta) = \exp(x_j^T \beta)$  and  $\rho_j(\beta)$  is a scalar, non-random function of  $\beta$  for  $j = 1, \dots, J$ . This estimating function is apparently unbiased:  $E\{\tau_\rho(\beta)\} = 0$  at  $\beta = \beta^*$ . The associated estimator, denoted by  $\hat{\beta}_\rho$ , is defined as a solution to  $\tau_\rho(\beta) = 0$ . A choice of  $\rho_j(\beta)$  independently of  $\beta$  is  $\rho_j^{(0)}(\beta) = N_{1j}N_{2j}/N_j$ , which in the case of common odds ratios yields the original Mantel–Haenszel estimator

$$\hat{\beta}^{(0)} = \log \left( \frac{\sum_{j=1}^J n_{11j}n_{22j}/N_j}{\sum_{j=1}^J n_{12j}n_{21j}/N_j} \right).$$

In general, an Mantel–Haenszel estimator,  $\hat{\beta}^{(0)}$ , can be defined as a solution to (2) for  $\rho_j = \rho_j^{(0)}$ , with possibly stratum-dependent covariates.

We develop our method in several steps. First, we find the optimal choice of  $\rho_j(\beta)$  in minimizing the asymptotic variance of  $\hat{\beta}_\rho$  in Setting I, provided that model (1) is valid.

Then we derive a simple choice of  $\rho_j(\beta)$ , defined as

$$\rho_j^{(w)}(\beta) = \frac{N_{1j}N_{2j}}{N_{1j}\psi_j(\beta) + N_{2j}}, \quad (3)$$

such that it not only provides a reasonable approximation to the optimal choice but also leads to a desirable reduction of (2) to conditional likelihood estimation (Breslow 1981; McCullagh & Nelder 1989) when the total number of successes happens to be 1,  $n_{11j} + n_{21j} = 1$ . In general, conditional likelihood estimation is well-behaved in Setting II, and closely related to partial likelihood estimation (Cox 1972) in survival analysis, which is discussed in Section 3. The resulting estimator,  $\hat{\beta}^{(w)}$ , defined as a solution to  $\tau^{(w)}(\beta) = 0$  is called the weighted Mantel–Haenszel estimator, where

$$\tau^{(w)}(\beta) = \sum_{j=1}^J \frac{n_{11j}n_{22j} - \psi_j(\beta)n_{12j}n_{21j}}{N_{1j}\psi_j(\beta) + N_{2j}} x_j. \quad (4)$$

Incidentally,  $\hat{\beta}^{(w)}$  can be directly shown to be a maximizer of the concave function

$$\sum_{j=1}^J [N_{1j}\hat{A}_j x_j^T \beta - (N_{1j}\hat{A}_j + N_{2j}\hat{B}_j) \log\{N_{1j}\psi_j(\beta) + N_{2j}\}], \quad (5)$$

where  $\hat{A}_j = \hat{p}_{11j}\hat{p}_{22j}$  and  $\hat{B}_j = \hat{p}_{12j}\hat{p}_{21j}$ . Finally, to complement model-based inference, we propose a model-robust estimator of the variance of  $\hat{\beta}^{(w)}$ , which is consistent in both Settings I and II while allowing for possible misspecification of model (1).

**Remark 1.** The estimator  $\hat{\beta}^{(0)}$  is invariant to the exchange between the factor levels and between the response values with constant covariates. But such invariance in general fails with nonconstant covariates. By comparison, the weighted Mantel–Haenszel estimator  $\hat{\beta}^{(w)}$  is invariant to the exchange between the factor levels with possibly nonconstant covariates, but generally not to the exchange between the response values (except, for example,  $N_{1j} = N_{2j}$  for all  $j$ ). In fact, it is preferable to apply the estimator  $\hat{\beta}^{(w)}$  with relatively small success probabilities  $(p_{11j}, p_{21j})$ , as discussed later in Section 2.1.1.

### 2.1.1 Point estimation

In this section, we discuss the derivation of the choice  $\rho_j^{(w)}(\beta)$  for the weighted Mantel–Haenszel estimator  $\hat{\beta}^{(w)}$ . First, it can be shown that if model (1) is valid, then the

asymptotic variance of  $\hat{\beta}_\rho$  is of the sandwich form  $N_\bullet^{-1}H_\rho^{-1}(\beta^*)G_\rho(\beta^*)H_\rho^{-1}(\beta^*)$  under standard regularity conditions in both Settings I and II (Davis 1985), where

$$G_\rho(\beta) = N_\bullet^{-1} \sum_{j=1}^J \rho_j^2(\beta) \text{var}\{\hat{p}_{11j}\hat{p}_{22j} - \psi_j(\beta)\hat{p}_{12j}\hat{p}_{21j}\}x_jx_j^T,$$

$$H_\rho(\beta) = N_\bullet^{-1} \sum_{j=1}^J \rho_j(\beta)\psi_j(\beta)p_{12j}p_{21j}x_jx_j^T.$$

Then the optimal choice of  $\rho_j(\beta)$  can be obtained similarly as in theory of quasi-likelihood functions (McCullagh & Nelder 1989). See the Supplement for a direct proof.

**Proposition 1.** *Suppose that odds ratio model (1) is valid.*

(i) *The asymptotic variance of  $\hat{\beta}_\rho$  in both Settings I and II is minimized by the choice*

$$\rho_j^\dagger(\beta) = \frac{\psi_j(\beta)p_{12j}p_{21j}}{\text{var}\{\hat{p}_{11j}\hat{p}_{22j} - \psi_j(\beta)\hat{p}_{12j}\hat{p}_{21j}\}}, \quad j = 1, \dots, J.$$

(ii) *In Setting I as  $N_j \rightarrow \infty$  and  $N_{j1}/N_j$  tending to a constant in  $(0, 1)$  for each  $j$  with  $J$  fixed, the asymptotic variance of  $\hat{\beta}_\rho$  is also minimized by the choice*

$$\rho_j^\ddagger(\beta) = \frac{N_{1j}N_{2j}}{N_{1j}\{p_{11j} + \psi_j(\beta)p_{12j}\} + N_{2j}\{\psi_j(\beta)p_{21j} + p_{22j}\}}, \quad j = 1, \dots, J.$$

The foregoing choice  $\rho_j^\ddagger(\beta)$  cannot be directly used, due to its dependency on the unknown quantities  $(p_{11j}, p_{21j})$ . In Setting I, this difficulty can in principle be overcome by replacing  $(p_{11j}, p_{21j})$  with their consistent estimators  $(\hat{p}_{11j}, \hat{p}_{21j})$ . The resulting estimator of  $\beta$  can be shown to achieve the same asymptotic variance as the (infeasible) estimator  $\hat{\beta}_{\rho^\ddagger}$  with the optimal choice  $\rho_j^\ddagger(\beta)$ . In Setting II, however, such data-dependent approximation of  $\rho_j^\ddagger(\beta)$  can lead to poor performance, because the variation of  $(\hat{p}_{11j}, \hat{p}_{21j})$  is no longer negligible with bounded sizes  $(N_{1j}, N_{2j})$ .

To achieve good performance in both Settings I and II, we propose the simple choice  $\rho_j^{(w)}(\beta)$ , defined in (3), as a data-independent (i.e., non-random) approximation to  $\rho_j^\ddagger(\beta)$ . The relative error in this approximation for  $\beta = \beta^*$ ,

$$\frac{\rho_j^{(w)}(\beta^*)}{\rho_j^\ddagger(\beta^*)} - 1 = \{1 - \psi_j(\beta^*)\} \frac{N_{1j}p_{11j} - N_{2j}p_{21j}}{N_{1j}\psi_j(\beta^*) + N_{2j}},$$

is close to 0 whenever the odds ratio  $\psi_j(\beta^*)$  is close to 1 or the success probabilities  $(p_{11j}, p_{21j})$  are close to 0. The resulting estimator  $\hat{\beta}^{(w)}$  is expected to perform similarly



to the (infeasible) optimal estimator  $\hat{\beta}_{\rho^\ddagger}$  in Setting I, especially when differences between the two groups are small or positive responses are rare.

The appropriateness of the proposed choice  $\rho_j^{(w)}(\beta)$  in Setting II (as well as Setting I) can also be seen from the following connection to conditional likelihood estimation, which is known for its superior performance in both Settings I and II (Breslow 1981; McCullagh & Nelder 1989). In fact, the condition score function is

$$s(\beta) = \sum_{j=1}^J \{n_{11j} - \mu_{11j}(\beta)\} x_j, \quad (6)$$

where  $\mu_{11j}(\beta)$  is the conditional expectation of  $n_{11j}$  given the marginals  $(n_{11j} + n_{21j}, N_{1j}, N_{2j})$  in the  $j$ th table with odds ratio  $\psi_j(\beta)$ . In the case of  $n_{11j} + n_{21j} = 1$  (i.e., a total of one success in the two groups), it can be directly shown that

$$\begin{aligned} n_{11j} - \mu_{11j}(\beta) &= n_{11j} - \frac{(n_{11j} + n_{21j})N_{1j}\psi_j(\beta)}{N_{1j}\psi_j(\beta) + N_{2j}} \\ &= \frac{n_{11j}n_{22j} - \psi_j(\beta)n_{12j}n_{21j} + \{1 - \psi_j(\beta)\}n_{11j}n_{21j}}{N_{1j}\psi_j(\beta) + N_{2j}} \\ &= \frac{n_{11j}n_{22j} - \psi_j(\beta)n_{12j}n_{21j}}{N_{1j}\psi_j(\beta) + N_{2j}}, \end{aligned} \quad (7)$$

where the last step holds because  $(n_{11j}, n_{21j}) = (0, 1)$  or  $(1, 0)$  and hence  $n_{11j}n_{21j} = 0$ . Therefore, the  $j$ th contribution to the proposed estimating function  $\tau^{(w)}(\beta)$  in (4) coincides with that to the conditional score function  $s(\beta)$  when the total number of successes is 1 in the  $j$ th table. The coincidence in such an extreme case suggests that the proposed estimator  $\hat{\beta}^{(w)}$  tends to perform similarly to the maximum conditional likelihood estimator  $\hat{\beta}^{(c)}$ , defined as a solution to  $s(\beta) = 0$ .

There is another implication from the discussion above on the approximation of  $\hat{\beta}^{(w)}$  to  $\hat{\beta}_{\rho^\ddagger}$  with small  $(p_{11j}, p_{21j})$  in Setting II and the reduction to  $\hat{\beta}^{(c)}$  in the case of a total of one success. It is more desirable to apply  $\hat{\beta}^{(w)}$  with relatively small success probabilities for responses. Otherwise, the labeling of response values should be exchanged.

**Remark 2.** There are several reasons why the proposed estimator  $\hat{\beta}^{(w)}$  can be worthwhile compared with the conditional likelihood estimator  $\hat{\beta}^{(c)}$ , even though  $\hat{\beta}^{(c)}$  seems attractive on various grounds (e.g., Lindsay 1980; Hauck 1984). First, it is straightforward to compute  $\hat{\beta}^{(w)}$  with estimating function  $\tau^{(w)}(\beta)$  in a closed form, whereas

computation of  $\hat{\beta}^{(c)}$  is difficult for tables with large marginals due to the complexity in numerical evaluation of  $\mu_{11j}(\beta)$ . See Breslow & Cologne (1986) and McCullagh & Nelder (1989) for approximate methods for  $\hat{\beta}^{(c)}$ . Second and more importantly,  $\tau^{(w)}(\beta)$  is an unbiased estimating function under model (1), and hence consistency can be directly established by standard large sample theory. The approximate methods for  $\hat{\beta}^{(c)}$  are numerically motivated, but their statistical properties remain to be studied. Finally, analytical simplicity of  $\tau^{(w)}(\beta)$  also facilitates model-robust variance estimation with possible misspecification of model (1) as discussed in Section 2.1.2.

**Remark 3.** Davis (1985) considered a class of estimating functions,

$$\sum_{j=1}^J \{g_{1j}(\beta)\hat{p}_{11j}\hat{p}_{22j} - g_{2j}(\beta)\psi_j(\beta)\hat{p}_{12j}\hat{p}_{21j}\}x_j, \quad (8)$$

where  $g_{1j}(\beta) = g(\beta; n_{11j}, n_{12j}, n_{21j}, n_{22j})$  and  $g_{2j}(\beta) = g(\beta; n_{11j}+1, n_{12j}-1, n_{21j}-1, n_{22j}+1)$  for some scalar, possibly data-dependent function  $g$ . It is shown that (8) is an unbiased estimating function, conditionally on the marginals  $(n_{11j} + n_{21j}, N_{1j}, N_{2j})$ ,  $j = 1, \dots, J$ , although such conditional unbiasedness seems not further pursued. In fact, an optimal choice of  $g$ , restricted to be non-random and hence  $g_{1j} = g_{2j}$ , is stated, without proof, first in the same form as  $\rho_j^\dagger(\beta)$  in Proposition 1, and then in an expression which appears to disagree with our calculation in the proof of Proposition 2(ii). Nevertheless, a concrete choice of  $g$  was then proposed, but differently from our choice  $\rho_j^{(w)}$ . In numerical examples of Breslow & Cologne (1986), the estimator of Davis (1985) was found to sometimes differ noticeably from the conditional likelihood estimator  $\hat{\beta}^{(c)}$ .

### 2.1.2 Variance estimation

In this section, we propose a consistent estimator of the asymptotic variance of the weighted Mantel–Haenszel estimator  $\hat{\beta}^{(w)}$  in both Settings I and II, while allowing for possible misspecification of model (1). Such a variance estimator for a point estimator is referred to as model-robust with respect to the associated model. In contrast, model-based variance estimators are constructed such that they are inconsistent unless the associated model is correctly specified. There are various model-based variance estimators for the Mantel–Haenszel estimator  $\hat{\beta}^{(0)}$  under the assumption of common odds

ratios. See Huritz et al. (1988) for a review and the Supplement for further discussion about relationships between existing variance estimators.

To describe the asymptotic behavior of  $\hat{\beta}^{(w)}$ , we adopt the standard theory of estimation in misspecified models (e.g., White 1982; Manski 1988). First, it can be shown in both Settings I and II, under regularity conditions similar to those in Davis (1985), that  $\hat{\beta}^{(w)}$  converges in probability to a target value  $\bar{\beta}^{(w)}$ , defined as a solution to

$$0 = \sum_{j=1}^J \rho_j^{(w)}(\beta) \{p_{11j}p_{22j} - \psi_j(\beta)p_{12j}p_{21j}\}x_j, \quad (9)$$

or equivalently as a unique maximizer of the concave function

$$\sum_{j=1}^J [N_{1j}A_jx_j^T\beta - (N_{1j}A_j + N_{2j}B_j) \log\{N_{1j}\psi_j(\beta) + N_{2j}\}], \quad (10)$$

where  $A_j = p_{11j}p_{22j}$  and  $B_j = p_{12j}p_{21j}$ . Equation (9) and function (10) are the population versions of (4) and (5) respectively. If model (1) is valid, then  $\bar{\beta}^{(w)} = \beta^*$  such that  $\psi_j(\beta^*) = \psi_j^*$  for  $j = 1, \dots, J$ . Otherwise,  $\psi_j(\bar{\beta}^{(w)})$  may differ from  $\psi_j^*$ . Moreover, it can be shown that  $N_{\bullet}^{-1/2}(\hat{\beta}^{(w)} - \bar{\beta}^{(w)})$  converges in distribution to  $N(0, \Sigma^{(w)})$ , where  $\Sigma^{(w)} = H^{(w)-1}(\beta)G^{(w)}(\beta)H^{(w)-1}(\beta)|_{\beta=\bar{\beta}^{(w)}}$  with

$$G^{(w)}(\beta) = N_{\bullet}^{-1} \sum_{j=1}^J \rho_j^{(w)2}(\beta) \text{var}\{\hat{p}_{11j}\hat{p}_{22j} - \psi_j(\beta)\hat{p}_{12j}\hat{p}_{21j}\}x_jx_j^T,$$

$$H^{(w)}(\beta) = N_{\bullet}^{-1} \sum_{j=1}^J (N_{1j}A_j + N_{2j}B_j) \frac{N_{1j}N_{2j}\psi_j(\beta)}{\{N_{1j}\psi_j(\beta) + N_{2j}\}^2} x_jx_j^T.$$

The matrix  $H^{(w)}(\beta)$  is obtained from the negative Hessian of function (10). The asymptotic variance of  $\hat{\beta}^{(w)}$  is  $N_{\bullet}^{-1}\Sigma^{(w)} = N_{\bullet}^{-1}H^{(w)-1}(\beta)G^{(w)}(\beta)H^{(w)-1}(\beta)|_{\beta=\bar{\beta}^{(w)}}$ , which is invariant if scaling by  $N_{\bullet}^{-1}$  is dropped from the right hand side and from  $G^{(w)}$  and  $H^{(w)}$ .

For the variance matrix  $\Sigma^{(w)}$ , our proposed estimator is

$$\hat{\Sigma}^{(w)} = \hat{H}^{(w)-1}(\beta)\hat{G}^{(w)}(\beta)\hat{H}^{(w)-1}(\beta)|_{\beta=\hat{\beta}^{(w)}},$$

where  $\hat{H}^{(w)}(\beta)$  is defined as  $H^{(w)}(\beta)$  with  $(A_j, B_j)$  replaced by  $(\hat{A}_j, \hat{B}_j)$ , but  $\hat{G}^{(w)}(\beta) = \sum_{j=1}^J \rho_j^{(w)2}(\beta)\hat{\sigma}_j(\beta)x_jx_j^T$  with

$$\hat{\sigma}_j(\beta) = \frac{\hat{p}_{11j}\hat{p}_{12j}}{N_{1j} - 1} \{\hat{p}_{22j} + \psi_j(\beta)\hat{p}_{21j}\}^2 + \frac{\hat{p}_{21j}\hat{p}_{22j}}{N_{2j} - 1} \{\hat{p}_{11j} + \psi_j(\beta)\hat{p}_{12j}\}^2$$

$$- \{\psi_j(\beta) - 1\}^2 \frac{\hat{p}_{11j}\hat{p}_{12j}}{N_{1j} - 1} \frac{\hat{p}_{21j}\hat{p}_{22j}}{N_{2j} - 1}, \quad j = 1, \dots, J.$$

Then the following properties can be established.

**Proposition 2.** *Let  $\sigma_j(\beta) = \text{var}\{\hat{p}_{11j}\hat{p}_{22j} - \psi_j(\beta)\hat{p}_{12j}\hat{p}_{21j}\}$ . Assume that  $N_{1j} \geq 2$  and  $N_{2j} \geq 2$  for each  $j = 1, \dots, J$ .*

(i)  $\hat{\sigma}_j(\beta) \geq 0$  for any fixed  $\beta$  and  $j = 1, \dots, J$ .

(ii)  $\hat{\sigma}_j(\beta)$  is an unbiased estimator of  $\sigma_j(\beta)$  for any fixed  $\beta$  and  $j = 1, \dots, J$ .

(iii)  $\hat{\Sigma}^{(w)}$  is a consistent estimator of  $\Sigma^{(w)}$  in both Settings I and II, with possible misspecification of model (1).

The estimator  $\hat{\sigma}_j(\beta)$  serves as a finite-sample correction to the simpler version

$$\tilde{\sigma}_j(\beta) = \frac{\hat{p}_{11j}\hat{p}_{12j}}{N_{1j}}\{\hat{p}_{22j} + \psi_j(\beta)\hat{p}_{21j}\}^2 + \frac{\hat{p}_{21j}\hat{p}_{22j}}{N_{2j}}\{\hat{p}_{11j} + \psi_j(\beta)\hat{p}_{12j}\}^2. \quad (11)$$

The estimator  $\hat{\Sigma}^{(w)}$  with  $\hat{\sigma}_j(\beta)$  replaced by  $\tilde{\sigma}_j(\beta)$  remains a consistent estimator of  $\Sigma^{(w)}$  in Setting I, but in general becomes inconsistent in Setting II with bounded  $(N_{1j}, N_{2j})$ . Similar formulas to  $\tilde{\sigma}_j(\beta)$  above can be found in Guilbaud (1983).

**Remark 4.** It is instructive to compare the variance estimator  $\hat{\Sigma}^{(w)}$  with model-based variance estimators. For the Mantel–Haenszel estimator  $\hat{\beta}^{(0)}$ , Robins et al. (1986) proposed a variance estimator which is consistent in both Settings I and II under the assumption of common odds ratios. Their estimator of  $\sigma_j(\beta)$  is defined as

$$\hat{\sigma}_j^{(b)}(\beta) = \frac{\psi_j(\beta)\hat{p}_{12j}\hat{p}_{21j}}{N_{1j}}\{\hat{p}_{22j} + \psi_j(\beta)\hat{p}_{21j}\} + \frac{\hat{p}_{11j}\hat{p}_{22j}}{N_{2j}}\{\hat{p}_{11j} + \psi_j(\beta)\hat{p}_{12j}\}.$$

With possibly nonconstant covariates, it can be shown that if model (1) is valid, then a consistent estimator of  $\Sigma^{(w)}$  in both Settings I and II is

$$\hat{\Sigma}^{(wb)} = \hat{H}^{(w)-1}(\beta)\hat{G}^{(wb)}(\beta)\hat{H}^{(w)-1}(\beta)|_{\beta=\hat{\beta}^{(w)}},$$

where  $\hat{H}^{(w)}(\beta)$  is as before, but  $\hat{G}^{(wb)}(\beta) = N_{\bullet}^{-1} \sum_{j=1}^J \rho_j^{(w)2}(\beta)\hat{\sigma}_j^{(b)}(\beta)x_jx_j^T$ . Hence  $\hat{\Sigma}^{(w)}$  would be identical to  $\hat{\Sigma}^{(wb)}$ , except that  $\hat{\sigma}_j(\beta)$  is in place of  $\hat{\sigma}_j^{(b)}(\beta)$ . In fact,  $\hat{\sigma}_j(\beta)$  is unbiased for  $\sigma_j(\beta)$  with any fixed  $\beta$  as shown in Proposition 2, whereas  $\hat{\sigma}_j^{(b)}(\beta)$  is unbiased for  $\sigma_j(\beta)$  only with  $\beta = \beta^*$  such that  $\psi_j(\beta^*) = \psi_j^*$ . Algebraically,  $\hat{\sigma}_j(\beta)$  is a bivariate polynomial of  $(\hat{p}_{11j}, \hat{p}_{21j})$  including a term  $\hat{p}_{11j}^2\hat{p}_{21j}^2$  of total degrees 4, whereas  $\hat{\sigma}_j^{(b)}(\beta)$  involves terms only up to 3 total degrees such as  $\hat{p}_{11j}^2\hat{p}_{21j}$  and  $\hat{p}_{11j}\hat{p}_{21j}^2$ .

**Remark 5.** Both the variance estimators  $\hat{\Sigma}^{(w)}$  and  $\hat{\Sigma}^{(wb)}$  are invariant to the exchange between the factor levels, but generally not to that between the response values. This is similar to the invariance properties of the point estimator  $\hat{\beta}^{(w)}$ , discussed in Remark 1.

**Remark 6.** For the Mantel–Haenszel estimator  $\hat{\beta}^{(0)}$ , similar results can be obtained. In fact, a model-robust estimator for the asymptotic variance of  $\hat{\beta}^{(0)}$  is  $\hat{\Sigma}(\hat{\beta}^{(0)}) = \hat{H}^{(0)-1}(\beta) \times \hat{G}^{(0)}(\beta) \hat{H}^{(0)-1}(\beta) |_{\beta=\hat{\beta}^{(0)}}$ , and a model-based estimator is  $\hat{\Sigma}^{(b)}(\hat{\beta}^{(0)}) = \hat{H}^{(0)-1}(\beta) \hat{G}^{(0b)}(\beta) \times \hat{H}^{(0)-1}(\beta) |_{\beta=\hat{\beta}^{(0)}}$ , where  $\hat{H}^{(0)}(\beta) = \sum_{j=1}^J \rho_j^{(0)}(\beta) \psi_j(\beta) \hat{p}_{12j} \hat{p}_{21j} x_j x_j^\top$ ,  $\hat{G}^{(0)}(\beta) = \sum_{j=1}^J \rho_j^{(0)2}(\beta) \hat{\sigma}_j(\beta) x_j x_j^\top$ , and  $\hat{G}^{(0b)}(\beta) = \sum_{j=1}^J \rho_j^{(0)2}(\beta) \hat{\sigma}_j^{(b)}(\beta) x_j x_j^\top$ . With nonconstant covariates, these variance estimators are generally not invariant to either the exchange between the factor levels or between the response values, similarly as the point estimator  $\hat{\beta}^{(0)}$  discussed in Remark 1. With constant covariates, however,  $\hat{\Sigma}(\hat{\beta}^{(0)})$  becomes invariant to the exchange between the factor levels and between the response values, similarly as the point estimator  $\hat{\beta}^{(0)}$ . The estimator  $\hat{\Sigma}^{(b)}(\hat{\beta}^{(0)})$ , which reduces to a variance estimator proposed in Robins et al. (1986), remains invariant to the exchange between the factor levels, but not to that between the response values. Hence a symmetrized version of  $\hat{\Sigma}^{(b)}(\hat{\beta}^{(0)})$  is also proposed in Robins et al. (1986) to achieve two-way invariance.

## 2.2 Probability ratio inference

Consider a model on the probability ratios,  $\phi_j^* = p_{11j}/p_{21j}$ , as follows:

$$\log(\phi_j^*) = x_j^\top \gamma^*, \quad j = 1, \dots, J, \quad (12)$$

where  $x_j$  is a covariate vector associated with the  $j$ th table and  $\gamma^*$  is an unknown coefficient vector. Compared with odds ratio model (1), such probability ratio models have been directly studied to a lesser extent for various reasons. First, odds ratios models are popular, especially in retrospective studies, due to the invariance of odds ratios to prospective or retrospective sampling. Second, the availability of conditional likelihood inference given table marginals can be appealing in model (1), regarding elimination of nuisance parameters. Third, odds ratios are often considered an approximation to probability ratios when success probabilities are small, corresponding to rare diseases

in biomedical applications. Nevertheless, odds ratios are persistently biased estimates of probability ratios in being further away from 1, unless the probabilities are identical between the two factor levels. Moreover, as discussed below, model-robust inference in model (12) can be carried with carefully constructed estimating functions, in a parallel manner to that in model (1). There is also a remarkable connection to Breslow–Peto modification of partial likelihood estimation with tied event times.

### 2.2.1 Point estimation

We use the estimating function

$$\zeta_q(\gamma) = \sum_{j=1}^J q_j(\gamma) \{\hat{p}_{11j} - \phi_j(\gamma) \hat{p}_{21j}\} x_j, \quad (13)$$

where  $\phi_j(\gamma) = \exp(x_j^T \gamma)$  and  $q_j(\gamma)$  is a scalar, non-random function of  $\gamma$  for  $j = 1, \dots, J$ . This estimating function is unbiased:  $E\{\zeta_q(\gamma)\} = 0$  at  $\gamma = \gamma^*$ . The associated estimator, denoted by  $\hat{\gamma}_q$ , is defined as a solution to  $\zeta_q(\gamma) = 0$ . A choice of  $q_j(\gamma)$  similar to  $\rho_j^{(0)}$  is  $q_j^{(0)}(\gamma) = N_{1j}N_{2j}/N_j$ , independently of  $\gamma$ , which in the case of common probability ratios yields  $\hat{\gamma}^{(0)} = \log\{(\sum_{j=1}^J n_{11}N_{2j}/N_j)/(\sum_{j=1}^J n_{21j}N_{1j}/N_j)\}$ .

Our proposed choice of  $q_j(\gamma)$  is similar to  $\rho_j^{(w)}$ :

$$q_j^{(w)}(\gamma) = \frac{N_{1j}N_{2j}}{N_{1j}\phi_j(\gamma) + N_{2j}}. \quad (14)$$

The resulting estimator,  $\hat{\gamma}^{(w)}$ , is defined as a solution to  $\zeta^{(w)}(\gamma) = 0$ , where

$$\zeta^{(w)}(\gamma) = \sum_{j=1}^J \frac{n_{11j}N_{2j} - \phi_j(\gamma)n_{21j}N_{1j}}{N_{1j}\phi_j(\gamma) + N_{2j}} x_j, \quad (15)$$

which can be equivalently rewritten as

$$\zeta^{(w)}(\gamma) = \sum_{j=1}^J \left\{ n_{11j} - \frac{(n_{11j} + n_{21j})N_{1j}\phi_j(\gamma)}{N_{1j}\phi_j(\gamma) + N_{2j}} \right\} x_j, \quad (16)$$

Moreover,  $\hat{\gamma}^{(w)}$  can be directly shown to be a maximizer of the concave function

$$\sum_{j=1}^J [n_{11j}x_j^T \gamma - (n_{11j} + n_{21j}) \log\{N_{1j}\phi_j(\gamma) + N_{2j}\}], \quad (17)$$

which is the log-likelihood of a pseudo-model that the  $n_{11j} + n_{21j}$  successes are independent and identically distributed Bernoulli, each with probability  $N_{1j}\phi_j(\gamma)/\{N_{1j}\phi_j(\gamma) + N_{2j}\}$  from factor level 1 and the remaining probability from factor level 2.

The derivation of our choice  $q_j^{(w)}(\gamma)$  can be seen from two angles, similarly as in Section 2.1.1. One is based on an approximation to the optimal choice of  $q_j(w)$  in Setting I with model (12) correctly specified. In fact, it can be shown that if model (12) is valid, then the asymptotic variance of  $\hat{\gamma}_q$  is of the sandwich form  $N_{\bullet}^{-1}D_q^{-1}(\gamma^*)C_q(\gamma^*)D_q^{-1}(\gamma^*)$  under standard regularity conditions in both Settings I and II, where

$$C_q(\gamma) = N_{\bullet}^{-1} \sum_{j=1}^J q_j^2(\gamma) \text{var}\{\hat{p}_{11j} - \phi_j(\gamma)\hat{p}_{21j}\} x_j x_j^{\text{T}},$$

$$D_q(\gamma) = N_{\bullet}^{-1} \sum_{j=1}^J q_j(\gamma) \phi_j(\gamma) p_{21j} x_j x_j^{\text{T}}.$$

The optimal choice of  $q_j(\gamma)$  can be obtained as follows, similarly as in Proposition 3. There is however a subtle difference:  $q_j^{\ddagger}(\gamma)$  is optimal in both Settings I and II with  $q_j^{\ddagger}(\gamma^*) = q_j^{\dagger}(\gamma^*)$  exactly, whereas  $\rho_j^{\ddagger}(\beta)$  is optimal in Setting I but not Setting II.

**Proposition 3.** *Suppose that odds ratio model (1) is valid. The asymptotic variance of  $\hat{\gamma}_q$  in both Settings I and II is minimized by the choice*

$$q_j^{\dagger}(\gamma) = \frac{\phi_j(\gamma) p_{21j}}{\text{var}\{\hat{p}_{11j} - \phi_j(\gamma)\hat{p}_{21j}\}}, \quad j = 1, \dots, J,$$

or equivalently by the choice

$$q_j^{\ddagger}(\gamma) = \frac{N_{1j} N_{2j}}{N_{1j} \phi_j(\gamma) p_{22j} + N_{2j} p_{12j}}, \quad j = 1, \dots, J.$$

By Proposition 3, the relative error of the data-independent choice  $q_j^{(w)}(\gamma)$  as an approximation to the optimal choice  $q_j^{\ddagger}(\gamma)$  for  $\gamma = \gamma^*$  is

$$\frac{q_j^{(w)}(\gamma^*)}{q_j^{\ddagger}(\gamma^*)} - 1 = -\frac{N_{1j} \phi_j(\gamma^*) p_{21j} + N_{2j} p_{11j}}{N_{1j} \phi_j(\gamma^*) + N_{2j}},$$

which is close to 0 whenever the success probabilities  $(p_{11j}, p_{21j})$  are close to 0. Hence the proposed estimator  $\hat{\gamma}^{(w)}$  is expected to perform close to being optimal in both Settings I and II, especially when positive responses are rare.

The second motivation for our choice  $q_j^{(w)}(\gamma)$  is that the resulting estimator  $\hat{\gamma}^{(w)}$  coincides with the maximum partial likelihood estimator with Breslow's (1974) and Peto's (1972) modification for tied death times in two-sample survival analysis. The  $j$ th

table can be constructed from the death and survival counts by the factor levels among the risk set at the  $j$ th death time. The estimating function (16) or the criterion function (17) is identical to the score function or the log-likelihood function in the Breslow–Peto modification of partial likelihood estimation, as shown in Proposition 5. Henceforth, the estimator  $\hat{\gamma}^{(w)}$  can be referred to as the Breslow–Peto estimator.

The preceding coincidence need to be carefully understood. In the case of a total of one success in  $j$ th table, the  $j$ th contribution of  $\tau^{(w)}(\beta)$  and that of  $\zeta^{(w)}(\gamma)$  are both identical to that of the conditional score function  $s(\beta)$ . In general, with total numbers of successes greater than 1, the three functions  $s(\beta)$ ,  $\tau^{(w)}(\beta)$ , and  $\zeta^{(w)}(\gamma)$  differ from each other. The first two  $s(\beta)$  and  $\tau^{(w)}(\beta)$  lead to consistent estimation of  $\beta^*$  under odds ratio model (1). In contrast, the estimating function  $\zeta^{(w)}(\gamma)$  leads to consistent estimation of  $\gamma^*$  under probability ratio model (12), even though it was considered to approximate the conditional score  $s(\beta)$  in the context of Cox’s (1972) discrete-time proportional hazards model. See Remark 9 and Section 3 for further discussion.

### 2.2.2 Variance estimation

We present two estimators of the asymptotic variance of the Breslow–Peto estimator  $\hat{\gamma}^{(w)}$  in both Settings I and II. One is a model-based variance estimator, consistent provided that model (12) is valid. The other is a model-robust variance estimator, consistent in the presence of possible model misspecification.

First, we describe the asymptotic behavior of  $\hat{\gamma}^{(w)}$  while allowing for possible misspecification of model (12). By standard theory of estimation with model misspecification (e.g., White 1982; Manski 1988), it can be shown in both Settings I and II that  $\hat{\gamma}^{(w)}$  converges in probability to a target value  $\bar{\gamma}^{(w)}$ , defined as a solution to

$$0 = \sum_{j=1}^J q_j^{(w)}(\gamma) \{p_{11j} - \phi_j(\gamma)p_{21j}\} x_j, \quad (18)$$

or equivalently as a unique maximizer of the concave function

$$\sum_{j=1}^J [N_{1j} p_{11j} x_j^T \gamma - (N_{1j} p_{11j} + N_{2j} p_{21j}) \log \{N_{1j} \phi_j(\gamma) + N_{2j}\}]. \quad (19)$$



Equation (18) and function (19) are the population versions of (15) and (17) respectively. If model (12) is valid, then  $\bar{\gamma}^{(w)} = \gamma^*$  such that  $\phi_j(\gamma^*) = \phi_j^*$  for  $j = 1, \dots, J$ . Otherwise,  $\phi_j(\bar{\gamma}^{(w)})$  may differ from  $\phi_j^*$ . Moreover, it can be shown that  $N_{\bullet}^{-1/2}(\hat{\gamma}^{(w)} - \bar{\gamma}^{(w)})$  converges in distribution to  $N(0, V^{(w)})$ , where  $V^{(w)} = D^{(w)-1}(\gamma)C^{(w)}(\gamma)D^{(w)-1}(\gamma)|_{\gamma=\bar{\gamma}^{(w)}}$  with

$$C^{(w)}(\gamma) = N_{\bullet}^{-1} \sum_{j=1}^J q_j^{(w)2}(\gamma) \text{var}\{\hat{p}_{11j} - \phi_j(\gamma)\hat{p}_{21j}\} x_j x_j^T,$$

$$D^{(w)}(\gamma) = N_{\bullet}^{-1} \sum_{j=1}^J (N_{1j}p_{11j} + N_{2j}p_{21j}) \frac{N_{1j}N_{2j}\phi_j(\gamma)}{\{N_{1j}\phi_j(\gamma) + N_{2j}\}^2} x_j x_j^T.$$

The matrix  $D^{(w)}(\gamma)$  is obtained from the negative Hessian of function (19). The asymptotic variance of  $\hat{\gamma}^{(w)}$  is then  $N_{\bullet}^{-1}V^{(w)} = N_{\bullet}^{-1}D^{(w)-1}(\gamma)C^{(w)}(\gamma)D^{(w)-1}(\gamma)|_{\gamma=\bar{\gamma}^{(w)}}$ .

For the variance matrix  $V^{(w)}$ , our model-robust estimator is  $\hat{V}^{(w)} = \hat{D}^{(w)-1}(\gamma)\hat{C}^{(w)}(\gamma) \times \hat{D}^{(w)-1}(\gamma)|_{\gamma=\hat{\gamma}^{(w)}}$ , where  $\hat{D}^{(w)}(\gamma)$  is defined as  $D^{(w)}(\gamma)$  with  $(p_{11j}, p_{21j})$  replaced by  $(\hat{p}_{11j}, \hat{p}_{21j})$ , but  $\hat{C}^{(w)}(\gamma) = N_{\bullet}^{-1} \sum_{j=1}^J q_j^{(w)2}(\gamma)\hat{v}_j(\gamma)x_j x_j^T$  with

$$\hat{v}_j(\gamma) = \frac{\hat{p}_{11j}\hat{p}_{12j}}{N_{1j} - 1} + \phi_j^2(\gamma) \frac{\hat{p}_{21j}\hat{p}_{22j}}{N_{2j} - 1}, \quad j = 1, \dots, J.$$

Our model-based variance estimator is  $\hat{V}^{(wb)} = \hat{D}^{(w)-1}(\gamma)\hat{C}^{(wb)}(\gamma)\hat{D}^{(w)-1}(\gamma)|_{\gamma=\hat{\gamma}^{(w)}}$ , where  $\hat{C}^{(wb)}(\gamma) = N_{\bullet}^{-1} \sum_{j=1}^J q_j^{(w)2}(\gamma)\hat{v}_j^{(b)}(\gamma)x_j x_j^T$  with

$$\hat{v}_j^{(b)}(\gamma) = \phi_j(\gamma) \left( \frac{\hat{p}_{12j}\hat{p}_{21j}}{N_{1j}} + \frac{\hat{p}_{11j}\hat{p}_{22j}}{N_{2j}} \right), \quad j = 1, \dots, J.$$

The following properties can be established.

**Proposition 4.** *Let  $v_j(\gamma) = \text{var}\{\hat{p}_{11j} - \phi_j(\gamma)\hat{p}_{21j}\}$ .*

*(i)  $\hat{v}_j^{(b)}(\gamma^*)$  is an unbiased estimator of  $v_j(\gamma^*)$  for  $j = 1, \dots, J$ , and  $\hat{V}^{(wb)}$  is a consistent estimator of  $V^{(w)}$  in both Settings I and II, provided that model (12) is valid.*

*(ii) Assume that  $N_{1j} \geq 2$  and  $N_{2j} \geq 2$  for each  $j = 1, \dots, J$ . Then  $\hat{v}_j(\gamma)$  is an unbiased estimator of  $v_j(\gamma)$  for any fixed  $\gamma$  and  $j = 1, \dots, J$ . Moreover,  $\hat{V}^{(w)}$  is a consistent estimator of  $V^{(w)}$  in both Settings I and II, with possible misspecification of model (12).*

The estimator  $\hat{v}_j(\gamma)$  is based on the usual variance estimator for sample proportions with binary data. Algebraically,  $\hat{v}_j(\gamma)$  and  $\hat{v}_j^{(b)}(\gamma)$  are bivariate polynomials of  $(\hat{p}_{11j}, \hat{p}_{21j})$ , but  $\hat{v}_j^{(b)}(\gamma)$  involves only the cross-product  $\hat{p}_{11j}\hat{p}_{21j}$ , not  $(\hat{p}_{11j}^2, \hat{p}_{21j}^2)$ . There is, in general,

no definite direction in which of  $\hat{v}_j(\gamma)$  and  $\hat{v}_j^{(b)}(\gamma)$  is greater, and hence comparison of magnitudes between  $\hat{V}^{(w)}$  and  $\hat{V}^{(wb)}$  is problem-dependent.

**Remark 7.** The model-based variance estimator  $N_{\bullet}^{-1}\hat{V}^{(wb)}$  is, in the order on variance matrices, always no greater than  $N_{\bullet}^{-1}\hat{D}^{(w)-1}(\hat{\gamma}^{(w)})$ , which is the inverse negative Hessian of the criterion function (17), commonly reported as the model-based variance estimator for the Breslow–Peto estimator  $\hat{\gamma}^{(w)}$ . This can be shown by noting that  $\hat{D}^{(w)}(\gamma)$  is identical to  $\hat{C}^{(wb)}(\gamma)$  with  $\hat{v}_j^{(b)}(\gamma)$  replaced by  $\phi_j(\gamma)(\hat{p}_{21j}/N_{1j} + \hat{p}_{11j}/N_{2j})$ , which is at least as large as  $\hat{v}_j^{(b)}(\gamma)$ . On the other hand, in the special case where  $n_{11j} = 0$  or  $n_{21j} = 0$  for  $j = 1, \dots, J$  (for example, a total of one success in each table),  $\hat{D}^{(w)}(\gamma)$  is identical to  $\hat{C}^{(wb)}(\gamma)$  and hence the variance estimate  $N_{\bullet}^{-1}\hat{V}^{(wb)}$  numerically agrees with the commonly reported variance estimate  $N_{\bullet}^{-1}\hat{D}^{(w)-1}(\hat{\gamma}^{(w)})$ .

**Remark 8.** Consider the special case where  $n_{11j} = 0$  or  $n_{21j} = 0$  for  $j = 1, \dots, J$  (including but not restricted to a total of one success in each table). The two estimates  $\hat{\beta}^{(w)}$  and  $\hat{\gamma}^{(w)}$  are identical to each other, as seen from the second equality in (7). The matrix  $\hat{H}^{(w)}(\beta)$  can also be shown to be identical to  $\hat{D}^{(w)}(\gamma)$  and  $\hat{C}^{(wb)}(\gamma)$ , but  $\hat{G}^{(wb)}(\beta)$  does not seem to be related to  $\hat{C}^{(wb)}(\gamma)$  in a simple way, with both  $\beta$  and  $\gamma$  evaluated at  $\hat{\beta}^{(w)} = \hat{\gamma}^{(w)}$ . Hence the model-based variance estimate  $N_{\bullet}^{-1}\hat{\Sigma}^{(wb)}$  for  $\hat{\beta}^{(w)}$  may differ from  $N_{\bullet}^{-1}\hat{V}^{(wb)}$  and  $N_{\bullet}^{-1}\hat{D}^{(w)-1}(\hat{\gamma}^{(w)})$  for  $\hat{\gamma}^{(w)}$ , even though  $\hat{\beta}^{(w)} = \hat{\gamma}^{(w)}$ .

**Remark 9.** We mainly study unconditional inference, with possible model misspecification. Conditional inference has been well established given four marginals in each table under odds ratio model (1) (Breslow 1981; McCullagh & Nelder 1989), although how to perform conditional inference under probability ratio model (12) is not clear. In our approach, both  $\hat{\beta}^{(w)}$  and  $\hat{\gamma}^{(w)}$  are constructed to coincide with the conditional likelihood estimator  $\hat{\beta}^{(c)}$  given a total of one success in each table under model (1). Moreover, if model (1) is valid, then given a total of one success in each table,  $N_{\bullet}^{-1}\hat{\Sigma}^{(wb)}$  is a consistent variance estimator for  $\hat{\beta}^{(w)} = \hat{\gamma}^{(w)}$  by Robins et al. (1986, Section 5), and so is the standard variance estimator  $N_{\bullet}^{-1}\hat{D}^{(w)-1}(\hat{\gamma}^{(w)})$  or  $N_{\bullet}^{-1}\hat{V}^{(wb)}$ . An interesting difference, however, is that  $N_{\bullet}^{-1}\hat{V}^{(wb)}$  and  $N_{\bullet}^{-1}\hat{D}^{(w)-1}(\hat{\gamma}^{(w)})$ , but not  $N_{\bullet}^{-1}\hat{\Sigma}^{(wb)}$ , depend on the binary data  $\{n_{11j} : j = 1, \dots, J\}$  only through the point estimate  $\hat{\beta}^{(w)} = \hat{\gamma}^{(w)}$ .

**Remark 10.** Based on point and variance estimation, Wald and score-type tests can be derived by standard arguments (e.g., Lin & Wei 1989). Of particular interest is to test the null hypothesis that  $p_{11j} = p_{21j}$  for  $j = 1, \dots, J$ , which can be expressed as  $\beta^* = 0$  in model (1) or equivalently  $\gamma^* = 0$  in model (12), with constant covariates. A score-type test statistic based on  $\zeta^{(w)}(\gamma)$  is  $\zeta^{(w)}(0)/\{\sum_{j=1}^J q_j^{(w)2}(0)\hat{v}_j^{(b)}(0)\}^{1/2}$ . Under the null hypothesis, the variance estimator  $\hat{v}_j^{(b)}(0)$  can be replaced by another unbiased estimator of  $\text{var}(\hat{p}_{11j} - \hat{p}_{21j})$  defined as

$$\hat{v}_j^{(po)} = \hat{p}_{\cdot 1j} \hat{p}_{\cdot 2j} \frac{N_{1j} + N_{2j}}{N_{1j} + N_{2j} - 1} \left( \frac{1}{N_{1j}} + \frac{1}{N_{2j}} \right),$$

where  $\hat{p}_{\cdot 1j} = (p_{11j} + p_{21j})/(N_{1j} + N_{2j})$  and  $\hat{p}_{\cdot 2j} = 1 - \hat{p}_{\cdot 1j}$  are the pooled-sample probability estimates. The resulting test statistic can be directly shown to be

$$\frac{\zeta^{(w)}(0)}{\{\sum_{j=1}^J q_j^{(w)2}(0)\hat{v}_j^{(po)}(0)\}^{1/2}} = \frac{\sum_{j=1}^J (n_{11j}N_{2j} - n_{21j}N_{1j})/(N_{1j} + N_{2j})}{\{\sum_{j=1}^J N_{1j}N_{2j}\hat{p}_{\cdot 1j}\hat{p}_{\cdot 2j}/(N_{1j} + N_{2j} - 1)\}^{1/2}},$$

which is identical to the log-rank test statistic. Similarly, the score-type test statistic  $\tau^{(w)}(0)/\{\sum_{j=1}^J q_j^{(w)2}(0)\hat{\sigma}_j^{(b)}(0)\}^{1/2}$  also leads to the log-rank test statistic if  $\hat{\sigma}_j^{(b)}(0)$  is replaced by the pooled-sample variance estimator  $\hat{v}_j^{(po)}(0)$ . These connections are reassuring, especially for two-sample survival analysis in Section 3, where the log-rank test is known to be applicable to survival data in both continuous and discrete time.

### 3 Two-sample survival analysis

Suppose that survival data and covariates are obtained as  $\{(Y_i, \delta_i, Z_i) : i = 1, \dots, N\}$  from  $N$  individuals, where  $Y_i = \min(T_i, C_i)$ ,  $\delta_i = 1\{T_i \leq C_i\}$ ,  $T_i$  is an event time such as death time,  $C_i$  is a censoring time, and  $Z_i$  is a covariate. All individuals are assumed to be event-free at entry,  $T_i > 0$  for all  $i$ , and hence it is possible that  $Y_i = 0$  if  $\delta_i = 0$ , but not if  $\delta_i = 1$ . For two-sample analysis, each covariate  $Z_i$  is two-level, being 1 or 2 if  $i$ th individual is from group 1 or 2. Assume that  $\{(T_i, C_i, Z_i) : i = 1, \dots, N\}$  are independent and identically distributed copies of  $(T, C, Z)$ , and hence  $\{(Y_i, \delta_i, Z_i) : i = 1, \dots, N\}$  are independent and identically distributed copies of  $(Y, \delta, Z)$  with  $Y = \min(T, C)$  and  $\delta = 1\{T \leq C\}$ . In addition, assume that the censoring and event variables,  $C$  and  $T$ , are independent conditionally on the covariate  $Z$ .

In practice, time is usually recorded in discrete units such as days or weeks. Assume that there is a discrete time scale,  $0 = t_0 < t_1 < \dots < t_J < t_{J+1}$ , such that  $(Y, \delta)$  and  $(T, C)$  are properly defined with  $C \in \{t_0, t_1, \dots, t_J\}$  and  $T \in \{t_1, \dots, t_J, t_{J+1}\}$  and the conditionally independent censoring assumption is satisfied. There are subtle issues when the survival data are collected by grouping continuous or fine-scaled measurements, but such detailed data are not available. See Kaplan & Meier (1958) and Thompson (1977) for early treatment and the Supplement for further discussion.

For survival analysis, it is commonly of interest to estimate hazard functions. In discrete time, the hazard at time  $t_j$  given covariate  $Z = z$  is defined as the probability  $\pi_{z1j} = P(T = t_j | T \geq t_j, Z = z)$  for  $z = 1, 2$ . Under conditionally independent censoring,  $\pi_{z1j}$  can be identified from observed data as  $\pi_{z1j} = p_{z1j}$ , where  $p_{z1j}$  is the event probability at  $t_j$  calculated within the population risk set  $\{Y \geq t_j\}$ ,

$$p_{z1j} = P(Y = t_j, \delta = 1 | Y \geq t_j, Z = z). \quad (20)$$

The population risk set  $\{Y \geq t_j\}$  represents individuals who are event-free (or alive) just prior to time  $t_j$ . For ease of interpretation, we treat  $(p_{11j}, p_{21j})$  interchangeably with the hazard probabilities  $(\pi_{11j}, \pi_{21j})$  whenever possible. We also study inference about odds and probability ratios directly in terms of  $(p_{11j}, p_{21j})$ , which coincide with  $(\pi_{11j}, \pi_{21j})$  if conditionally independent censoring holds, but otherwise remain empirically identifiable. Our results are then applicable even if conditionally independent censoring is violated; see Tan (2006, Section 4) for a similar approach.

With the concept of risk sets, two-sample survival analysis can be easily related to analysis of  $2 \times 2$  tables in Section 2. For  $z = 1, 2$  and  $j = 1, \dots, J$ , let  $N_{zj}$  be the size of  $\{1 \leq i \leq N : Y_i \geq t_j, Z_i = z\}$ , the sample risk set associated with time  $t_j$  given covariate  $Z = z$ , and let  $n_{z1j}$  be the number of events (or deaths) at  $t_j$  within the risk set, i.e., the size of  $\{1 \leq i \leq N : Y_i = t_j, \delta_i = 1, Z_i = z\}$ . Then the survival data  $\{(Y_i, \delta_i) : i = 1, \dots, N\}$  can be transformed into a series of  $J$  tables as shown in Table 2. By this connection, it is helpful to exploit similar methods from analysis of  $2 \times 2$  tables for two-sample survival analysis. Unless otherwise stated, we use the same notation  $(p_{11j}, p_{21j})$  and  $(n_{11j}, n_{21j})$  etc, although there are important differences. In particular,

the  $J$  tables are not independent and the sizes  $(N_{1j}, N_{2j})$  are random.

Consider two types of models for the probabilities  $(p_{11j}, p_{21j})$ . The first is model (1),  $\log(\psi^*) = x_j^T \beta^*$ , on the odds ratios  $\psi_j^* = p_{11j}p_{22j}/(p_{12j}p_{21j})$ , that is,

$$\frac{p_{11j}}{1 - p_{11j}} = \exp(x_j^T \beta^*) \frac{p_{21j}}{1 - p_{21j}}, \quad j = 1, \dots, J. \quad (21)$$

where  $x_j = x(t_j)$  and each component of  $x(\cdot)$  is a function of time, for example, a piecewise-constant function. The second is model (12),  $\log(\phi^*) = x_j^T \gamma^*$ , on the probability ratios  $\phi_j^* = p_{11j}/p_{21j}$ , that is,

$$p_{11j} = \exp(x_j^T \gamma^*) p_{21j}, \quad j = 1, \dots, J. \quad (22)$$

The first model (21) is known as the discrete-time version of Cox's (1972) proportional hazards model, typically used when handling tied death times. For this model, partial likelihood inference can be performed given the total numbers of deaths in the  $J$  tables, but is computationally costly. In practice, the Breslow–Peto approximation is widely employed, although it can be less accurate than other options (Efron 1977). By comparison, the second model (22) has received limited attention, but seems more suitable to be called a proportional hazards model because it is directly concerned with the hazard ratios  $p_{11j}/p_{21j}$ . Nevertheless, a remarkable finding which motivates our interest in model (22) is that the Breslow–Peto approximation to the exact partial likelihood estimator of  $\beta^*$  in model (21) yields a consistent estimator of  $\gamma^*$  in model (22).

### 3.1 Point estimation

For models (21) and (22), point estimators of  $\beta^*$  and  $\gamma^*$  can be directly adopted from Section 2 by the transformation of the survival data into  $2 \times 2$  tables. Such connections are in fact exploited in the construction of estimators in Section 2.

For model (21), the weighted Mantel–Haenszel estimator  $\hat{\beta}^{(w)}$  is a solution to  $\tau^{(w)}(\beta) = 0$  with  $\tau^{(w)}(\beta)$  defined in (4). Computation of  $\hat{\beta}^{(w)}$  is straightforward due to the simplicity of the estimating function  $\tau^{(w)}(\beta)$ . By comparison, the exact partial likelihood estimator  $\hat{\beta}^{(c)}$  is a solution to  $s(\beta) = 0$ , with  $s(\beta)$  defined in (6). Computation of  $\hat{\beta}^{(c)}$  is burdensome because the conditional mean  $\mu_{11j}(\beta)$  is intractable when the total number

of deaths,  $n_{11j} + n_{21j}$ , is large. The widely used Breslow–Peto approximation to the partial likelihood leads to the estimating function

$$\sum_{j=1}^J \sum_{1 \leq i \leq N: Y_i = t_j, \delta_i = 1} \left\{ 1\{Z_i = 1\} - \frac{N_{1j}\psi_j(\beta)}{N_{1j}\psi_j(\beta) + N_{2j}} \right\} x_j.$$

By the definitions of  $(n_{11j}, n_{21j})$ , this function can be calculated as

$$\sum_{j=1}^J \left\{ n_{11j} - \frac{(n_{11j} + n_{21j})N_{1j}\psi_j(\beta)}{N_{1j}\psi_j(\beta) + N_{2j}} \right\} x_j,$$

which coincides with  $\zeta^{(w)}(\gamma)$  in (15) and (16), except for the change between  $\beta$  and  $\gamma$ , with  $\psi_j(\beta) = \exp(x_j^T \beta)$  and  $\phi_j(\gamma) = \exp(x_j^T \gamma)$  as defined in Section 2.

**Proposition 5.** *The estimator defined by the Breslow–Peto approximation to the partial likelihood estimator for  $\beta^*$  in odds ratio model (21) is algebraically identical to the estimator  $\hat{\gamma}^{(w)}$  for  $\gamma^*$  in probability ratio model (22).*

The probability ratios  $p_{11j}/p_{21j}$  are always closer to 1 than the odds ratios  $p_{11j}p_{22j}/(p_{12j}p_{21j})$ , except when  $p_{11j} = p_{21j}$ . This result agrees with the previous finding that the Breslow–Peto approximation produces a conservative bias in estimating regression coefficients too close to 0 in proportional hazards models (Cox & Oaks 1984).

### 3.2 Variance estimation

We derive model-based and model-robust estimators of the asymptotic variance of the weighted Mantel–Haenszel estimator  $\hat{\beta}^{(w)}$  associated with model (21) or respectively the Breslow–Peto estimator  $\hat{\gamma}^{(w)}$  associated with model (22). As mentioned earlier, a complication is that the stratum sizes  $(N_{1j}, N_{2j})$  are random and the  $2 \times 2$  tables constructed from risk sets over time are correlated over time. However, this difficulty can be handled by deriving appropriate influence functions, which take into account the contributions over time from each individual in the sample.

First, we describe the asymptotic distribution of  $\hat{\gamma}^{(w)}$  and a model-robust variance estimator, while allowing for possible misspecification of model (22). The following notation is used. For  $z = 1, 2$ , let  $P_{zj} = P(Y \geq t_j, Z = z)$  and  $P_{z1j} = P(Y = t_j, \delta =$

1,  $Z = z$ ), which are the unconditional probabilities of an individual being included in the risk set associated with time  $t_j$  or respectively observed to experience an event at time  $t_j$ . The hazard is then identified by  $p_{z1j} = P_{z1j}/P_{zj}$  in (20) under conditionally independent censoring. Denote the corresponding indicators as  $I_{zj}(Y, Z) = 1\{Y \geq t_j, Z = z\}$  and  $I_{z1j}(Y, \delta, Z) = 1\{Y = t_j, \delta = 1, Z = z\}$ . Define

$$h_j(Y, \delta, Z; \gamma) = \frac{P_{2j}}{P_{1j}\phi_j(\gamma) + P_{2j}}(I_{11j} - p_{11j}I_{1j}) - \frac{P_{1j}\phi_j(\gamma)}{P_{1j}\phi_j(\gamma) + P_{2j}}(I_{21j} - p_{21j}I_{2j}) \\ + \frac{p_{11j} - \phi_j(\gamma)p_{21j}}{\{P_{1j}\phi_j(\gamma) + P_{2j}\}^2}\{P_{2j}^2I_{1j} + \phi_j(\gamma)P_{1j}^2I_{2j}\}.$$

For a column vector  $b$ , denote  $b^{\otimes 2} = bb^T$ . The matrix  $N\hat{D}^{(w2)}$  is identical to  $N_\bullet\hat{D}^{(w)}$  in Section 2.2.2, whereas  $\hat{C}^{(w2)}$  and  $\hat{V}^{(w2)}$  differ from  $\hat{C}^{(w)}$  and  $\hat{V}^{(w)}$  even after rescaling.

**Proposition 6.** *Assume that  $P(T > t_j) \geq p_0$  for a constant  $p_0 > 0$ .*

(i)  $\hat{\gamma}^{(w)}$  converges in probability to a target value  $\bar{\gamma}^{(w2)}$  which solves the equation

$$0 = \sum_{j=1}^J \frac{P_{1j}P_{2j}}{P_{1j}\phi_j(\gamma) + P_{2j}} \{p_{11j} - \phi_j(\gamma)p_{21j}\}x_j. \quad (23)$$

Moreover,  $N^{1/2}(\hat{\gamma}^{(w)} - \bar{\gamma}^{(w2)})$  converges in distribution to  $N(0, V^{(w2)})$ , with  $V^{(w2)} = D^{(w2)-1}(\gamma)C^{(w2)}(\gamma)D^{(w2)-1}(\gamma)|_{\gamma=\bar{\gamma}^{(w2)}}$ , where

$$C^{(w2)}(\gamma) = \text{var} \left\{ \sum_{j=1}^J h_j(Y, \delta, Z; \gamma)x_j \right\}, \\ D^{(w2)}(\gamma) = \sum_{j=1}^J (P_{1j}p_{11j} + P_{2j}p_{21j}) \frac{P_{1j}P_{2j}\phi_j(\gamma)}{\{P_{1j}\phi_j(\gamma) + P_{2j}\}^2} x_j x_j^T.$$

(ii) A consistent estimator of  $V^{(w2)}$  is  $\hat{V}^{(w2)} = \hat{D}^{(w2)-1}(\gamma)\hat{C}^{(w2)}(\gamma)\hat{D}^{(w2)-1}(\gamma)|_{\gamma=\bar{\gamma}^{(w2)}}$ , where  $\hat{C}^{(w2)}(\gamma) = N^{-1} \sum_{i=1}^N \{\sum_{j=1}^J \hat{h}_j(Y_i, \delta_i, Z_i; \gamma)x_j\}^{\otimes 2}$ ,  $\hat{h}_j(Y, \delta, Z; \gamma)$  is defined as  $h_j(Y, \delta, Z; \gamma)$ , and  $\hat{D}^{(w2)}(\gamma)$  defined as  $D^{(w2)}(\gamma)$ , with  $(P_{1j}, P_{2j})$  replaced by  $(\hat{P}_{1j}, \hat{P}_{2j}) = (N_{1j}, N_{2j})/N$  and  $(p_{11j}, p_{21j})$  replaced by  $(\hat{p}_{11j}, \hat{p}_{21j})$ .

As shown in the proof,  $h_j(Y, \delta, Z; \gamma)$  is obtained by linearizing the function  $\{n_{11j}N_{2j} - \phi_j(\gamma)n_{21j}N_{1j}\}/\{N_{1j}\phi_j(\gamma) + N_{2j}\}$  as a sample average  $\sum_{i=1}^N h_j(Y_i, \delta_i, Z_i; \gamma)$ , with  $\gamma$  evaluated at  $\bar{\gamma}^{(w2)}$ , which captures the contribution of all individuals to the  $j$ th term of  $\zeta^{(w)}(\gamma)$  in (15), calculated from the risk set associated with time  $t_j$ . If model (22) is correctly

specified, then  $\bar{\gamma}^{(w2)} = \gamma^*$  and hence  $\hat{\gamma}^{(w)}$  is a consistent estimator of  $\gamma^*$ . Moreover, the third term of  $h_j(Y, \delta, Z; \gamma)$  reduces to 0 with  $\gamma = \gamma^*$ , because  $p_{11j} - \phi_j(\gamma^*)p_{21j} = 0$  in this case. This simplification can also be seen from the fact that  $n_{11j}N_{2j} - \phi_j(\gamma^*)n_{21j}N_{1j}$ ,  $j = 1, \dots, J$ , forms a martingale difference when successively conditioning on the  $j$ th risk set, and hence the effect of the variation in the stratum sizes  $(N_{1j}, N_{2j})$  is negligible, of the order  $o_p(N^{-1/2})$ . If model (22) is misspecified, then  $p_{11j} - \phi_j(\gamma)p_{21j}$  is in general nonzero with  $\gamma = \bar{\gamma}^{(w2)}$  and hence the third term of  $h_j(Y, \delta, Z; \gamma)$  is needed.

The preceding discussion shows that if model (22) is correctly specified, then a consistent estimator of  $V^{(w2)}$  is  $\hat{V}^{(w2a)}$ , defined as  $\hat{V}^{(w2)}$  except with the third term of  $\hat{h}_j(Y, \delta, Z; \gamma)$  removed. The variance estimator  $N^{-1}\hat{V}^{(w2a)}$  is then identical to  $N_{\bullet}^{-1}\hat{V}^{(w)}$  in Section 2.2.2 except for  $(N_{1j} - 1, N_{2j} - 1)$  used in  $\hat{v}_j(\gamma)$ . Such a small-sample adjustment is technically not needed here because  $P(T > t_J)$  is assumed to be bounded away from 0. This boundedness condition is standard in large sample theory for survival analysis (e.g., Anderson et al. 1993, Section IV.3.2), although further investigation can be of interest. Alternatively, the preceding discussion also shows that another valid model-based variance estimator for  $\hat{\gamma}^{(w)}$  is  $N_{\bullet}^{-1}\hat{V}^{(wb)}$ , which, by Remark 7, can be directly compared with the existing model-based variance estimator for  $\hat{\gamma}^{(w)}$ .

**Corollary 1.** *(i) If model (22) is correctly specified, then  $\hat{\gamma}^{(w)}$  is a consistent estimator of  $\gamma^*$  with asymptotic variance  $N^{-1}V^{(w2)}$ , where the third term of  $h_j(Y, \delta, Z; \gamma)$  can be removed. Moreover,  $\hat{V}^{(w2b)} = (N/N_{\bullet})\hat{V}^{(wb)}$ , with  $\hat{V}^{(wb)}$  defined in Section 2.2.2, is a consistent estimator of  $V^{(w2)}$ .*

*(ii) The variance estimator  $N^{-1}\hat{V}^{(w2b)}$  is, in the order on variances matrices, no greater than  $N^{-1}\hat{D}^{(w2)-1}(\hat{\gamma}^{(w)})$ , which is the commonly reported model-based variance estimator for the Breslow–Peto estimator  $\hat{\gamma}^{(w)}$  when used as an approximation to the exact partial likelihood estimator in model (21).*

**Remark 11.** Proposition 6 can be deduced from Lin & Wei (1989), who derived a model-robust variance estimator for the partial likelihood estimator in Cox’s proportional hazards model. In the presence of tied death times, Lin & Wei’s result remains valid if the Breslow–Peto modification is used. Their variance estimator for  $\hat{\gamma}^{(w)}$  in the two-sample



discrete-time setting can be expressed as  $N^{-1}\hat{V}^{(w2)}$ , with  $\hat{V}^{(w2)}$  defined in Proposition 6 but  $\hat{C}^{(w2)}(\gamma) = N^{-1} \sum_{i=1}^N \{\sum_{j=1}^J \hat{h}_j^{\text{LW}}(Y_i, \delta_i, Z_i; \gamma)x_j\}^{\otimes 2}$ , where

$$\begin{aligned} \hat{h}_j^{\text{LW}}(Y, \delta, Z; \gamma) &= 1\{Y = t_j\} \delta \left\{ 1\{Z = 1\} - \frac{N_{1j}\phi_j(\gamma)}{N_{1j}\phi_j(\gamma) + N_{2j}} \right\} \\ &\quad - 1\{Y \geq t_j\} \frac{(n_{11j} + n_{21j})\phi_j(\gamma)^{1\{Z=1\}}}{N_{1j}\phi_j(\gamma) + N_{2j}} \left\{ 1\{Z = 1\} - \frac{N_{1j}\phi_j(\gamma)}{N_{1j}\phi_j(\gamma) + N_{2j}} \right\}. \end{aligned}$$

We show that  $\hat{h}_j(Y, \delta, Z; \gamma)$  algebraically coincides with  $\hat{h}_j^{\text{LW}}(Y, \delta, Z; \gamma)$  in the proof of Proposition 6, and hence our model-robust variance estimator for  $\hat{\gamma}^{(w)}$  agrees with Lin & Wei's (1989). On one hand, this agreement is expected because there is a unique model-robust influence function for  $\hat{\gamma}^{(w)}$ , whether model (21) or (22) is valid or not. On the other hand, as discussed above, our representation with  $\hat{h}_j(Y, \delta, Z; \gamma)$  is explicit in separating what variation persists and what vanishes if model (22) is valid. Accounting for the former component leads to a new model-based variance estimator for  $\hat{\gamma}^{(w)}$ , which is no greater than the usually used model-based variance estimator for  $\hat{\gamma}^{(w)}$ .

Next, we describe the asymptotic distribution of  $\hat{\beta}^{(w)}$  and a model-robust variance estimator, while allowing for possible misspecification of model (21). The same notation is used as above. Define

$$\begin{aligned} g_j(Y, \delta, Z; \beta) &= \frac{P_{2j}\{p_{22j} + \psi_j(\beta)p_{21j}\}}{P_{1j}\psi_j(\beta) + P_{2j}}(I_{11j} - p_{11j}I_{1j}) - \frac{P_{1j}\{p_{11j} + \psi_j(\beta)p_{12j}\}}{P_{1j}\psi_j(\beta) + P_{2j}}(I_{21j} - p_{21j}I_{2j}) \\ &\quad + \frac{p_{11j}p_{22j} - \psi_j(\beta)p_{12j}p_{21j}}{\{P_{1j}\psi_j(\beta) + P_{2j}\}^2} \{P_{2j}^2 I_{1j} + \psi_j(\beta)P_{1j}^2 I_{2j}\}. \end{aligned}$$

The matrix  $N\hat{H}^{(w2)}$  is identical to  $N_{\bullet}\hat{H}^{(w)}$  in Section 2.1.2, whereas  $\hat{G}^{(w2)}$  and  $\hat{\Sigma}^{(w2)}$  differ from  $\hat{G}^{(w)}$  and  $\hat{\Sigma}^{(w)}$  even after rescaling.

**Proposition 7.** *Assume that  $P(T > t_J) \geq p_0$  for a constant  $p_0 > 0$ .*

(i)  $\hat{\beta}^{(w)}$  converges in probability to a target value  $\bar{\beta}^{(w2)}$  which solves the equation

$$0 = \sum_{j=1}^J \frac{P_{1j}P_{2j}}{P_{1j}\psi_j(\beta) + P_{2j}} \{p_{11j}p_{22j} - \psi_j(\beta)p_{12j}p_{21j}\}x_j. \quad (24)$$

Moreover,  $N^{1/2}(\hat{\beta}^{(w)} - \bar{\beta}^{(w2)})$  converges in distribution to  $N(0, \Sigma^{(w2)})$ , with  $\Sigma^{(w2)} =$

$H^{(w2)-1}(\beta)G^{(w2)}(\beta)H^{(w2)-1}(\beta)|_{\beta=\bar{\beta}^{(w2)}}$ , where

$$G^{(w2)}(\beta) = \text{var} \left\{ \sum_{j=1}^J g_j(Y, \delta, Z; \beta)x_j \right\},$$

$$H^{(w2)}(\beta) = \sum_{j=1}^J (P_{1j}p_{11j}p_{22j} + P_{2j}p_{12j}p_{21j}) \frac{P_{1j}P_{2j}\psi_j(\beta)}{\{P_{1j}\psi_j(\beta) + P_{2j}\}^2} x_j x_j^\top.$$

(ii) A consistent estimator of  $\Sigma^{(w2)}$  is  $\hat{\Sigma}^{(w2)} = \hat{H}^{(w2)-1}(\beta)\hat{G}^{(w2)}(\beta)\hat{H}^{(w2)-1}(\beta)|_{\beta=\bar{\beta}^{(w2)}}$ , where  $\hat{G}^{(w2)}(\beta) = N^{-1} \sum_{i=1}^N \{\sum_{j=1}^J \hat{g}_j(Y_i, \delta_i, Z_i; \beta)x_j\}^{\otimes 2}$ ,  $\hat{g}_j(Y, \delta, Z; \beta)$  is defined as  $g_j(Y, \delta, Z; \beta)$ , and  $\hat{H}^{(w2)}(\beta)$  defined as  $H^{(w2)}(\beta)$ , with  $(P_{1j}, P_{2j})$  replaced by  $(\hat{P}_{1j}, \hat{P}_{2j}) = (N_{1j}, N_{2j})/N$  and  $(p_{11j}, p_{21j})$  replaced by  $(\hat{p}_{11j}, \hat{p}_{21j})$ .

The preceding results exhibit a remarkable similarity to Proposition 6. If model (21) is correctly specified, then  $\bar{\beta}^{(w2)} = \beta^*$  and hence  $\hat{\beta}^{(w)}$  is a consistent estimator of  $\beta^*$ . Moreover, the third term of  $g_j(Y, \delta, Z; \beta)$  reduces to 0 with  $\beta = \beta^*$ . Hence  $\hat{\Sigma}^{(w2)}$  can be simplified as  $\hat{\Sigma}^{(w2a)}$ , defined as  $\hat{\Sigma}^{(w2)}$  with the third term of  $g_j(Y, \delta, Z; \beta)$  removed. The variance estimator  $N^{-1}\hat{\Sigma}^{(w2a)}$  for  $\hat{\beta}^{(w)}$  is then identical to  $N_{\bullet}^{-1}\hat{\Sigma}^{(w)}$  in Section 2.1.2 except with  $\hat{\sigma}_j(\gamma)$  modified such that its third term is removed and  $(N_{1j}, N_{2j})$  are used instead of  $(N_{1j} - 1, N_{2j} - 1)$ . Alternatively, another valid model-based variance estimator for  $\hat{\beta}^{(w)}$  is  $N_{\bullet}^{-1}\hat{\Sigma}^{(wb)}$  derived from Robins et al. (1986) in Remark 4.

**Corollary 2.** *If model (21) is correctly specified, then  $\hat{\beta}^{(w)}$  is a consistent estimator of  $\beta^*$  with asymptotic variance  $N^{-1}\Sigma^{(w2)}$ , where the third term of  $g_j(Y, \delta, Z; \gamma)$  can be removed. Moreover,  $\hat{\Sigma}^{(w2b)} = (N/N_{\bullet})\hat{\Sigma}^{(wb)}$ , with  $\hat{\Sigma}^{(wb)}$  defined in Section 2.1.2, is a consistent estimator of  $\Sigma^{(w2)}$ .*

So far, our development assumes that the survival data are recorded in pre-specified intervals, as commonly found in practice. From a theoretical perspective, consider the setting where the survival time  $T$  is absolutely continuous with hazard functions  $\lambda(t|Z)$ . Both models (21) and (22) can be seen to reduce to a Cox proportional hazards model

$$\lambda(t|Z = 1) = \lambda(t|Z = 0) \exp\{\alpha^{*\top}x(t)\}, \quad (25)$$

where  $\alpha^*$  is an unknown coefficient vector. A natural extension is then to apply the proposed point and variance estimators, with time intervals chosen to be sufficiently

small such that there is a total of at most one death at  $t_j$  in each interval  $(t_{j-1}, t_j]$ . By construction, both  $\hat{\beta}^{(w)}$  and  $\hat{\gamma}^{(w)}$  coincide with the conditional likelihood estimator  $\hat{\beta}^{(c)}$ , i.e., the standard partial likelihood estimator of  $\alpha^*$  without tied death times. Moreover, by Remark 7, the model-based variance estimator  $N^{-1}\hat{V}^{(w2b)}$  for  $\hat{\gamma}^{(w)}$  is identical to the usual model-based variance estimator  $N^{-1}\hat{D}^{(w2)-1}(\hat{\gamma}^{(w)})$  for  $\hat{\beta}^{(c)}$ . By Remark 9 and Robins et al. (1986, Section 5), the model-based variance estimator  $N^{-1}\hat{\Sigma}^{(w2b)}$ , even though different from  $N^{-1}\hat{D}^{(w2)-1}(\hat{\gamma}^{(w)})$ , is also a consistent variance estimator for  $\hat{\beta}^{(c)}$  if model (25) is correctly specified. Finally, by Remark 11, the model-robust variance estimator  $N^{-1}\hat{V}^{(w2)}$  for  $\hat{\gamma}^{(w)}$  coincides with Lin & Wei's (1989) variance estimator. Such a relationship does not hold for the model-robust variance estimator  $N^{-1}\hat{\Sigma}^{(w2)}$  for  $\hat{\beta}^{(w)}$ . From these remarks, we obtain the following result.

**Corollary 3.** *If model (25) is correctly specified, then  $\hat{\beta}^{(w)} = \hat{\gamma}^{(w)}$  is a consistent estimator of  $\alpha^*$  with an asymptotic variance matrix which can be consistently estimated by  $N^{-1}\hat{\Sigma}^{(w2b)}$  and  $N^{-1}\hat{V}^{(w2b)}$ . Moreover, the asymptotic variance matrix of  $\hat{\gamma}^{(w)}$  can be consistently estimated by  $N^{-1}\hat{V}^{(w2)}$ , with possible misspecification of model (25).*

Although both models (21) and (22) reduce to model (25) in the continuous-time limit, the estimator  $\hat{\gamma}^{(w)}$  and its model-based and model-robust variance estimators  $N^{-1}\hat{V}^{(w2b)}$  and  $N^{-1}\hat{V}^{(w2)}$  associated with model (22) extend directly from discrete time to standard partial likelihood inference in the continuous-time limit. For model (21), model-robust variance estimation seems not directly extended for the estimator  $\hat{\beta}^{(w)}$  in the continuous-time limit, and also remains to be studied for the conditional likelihood estimator  $\hat{\beta}^{(c)}$ . Further investigation is needed to fully address questions.

## 4 Numerical studies

### 4.1 Analysis of $2 \times 2$ tables

First, we reanalyze the data from the Oxford Childhood Cancer Survey, as described in Breslow & Day (1980). The survey is a retrospective study in which cases (children who died of cancer) and controls (children who were alive and well) were identified, and

Table 3: Comparison of estimates from the Oxford Childhood Cancer Survey

	$\hat{\beta}_0$	bSE	rSE	$\hat{\beta}_1$	bSE	rSE	$\hat{\beta}_2$	bSE	rSE
MH	.5051	.0561	.0561						
wMH	.5051	.0561	.0561						
CML	.5051	.0561	NA						
MH	.5180	.0565	.0565	-.0428	.0162	.0158			
wMH	.5166	.0564	.0564	-.0383	.0143	.0140			
CML	.5165	.0564	NA	-.0385	.0144				
MH	.5694	.0616	.0614	-.0462	.0154	.0153	.0073	.0032	.0031
wMH	.5646	.0607	.0605	-.0445	.0149	.0148	.0067	.0029	.0029
CML	.5645	.0608	NA	-.0445	.0149	NA	.0067	.0030	NA

Note: MH, wMH, and CML denote  $\hat{\beta}^{(0)}$ ,  $\hat{\beta}^{(w)}$ , and  $\hat{\beta}^{(c)}$  in Section 2. bSE and rSE are model-based and model-robust standard errors. The results for CML are taken from Breslow & Cologne (1986, Table 3).

their exposure to in utero radiation were ascertained. Hence the factor is dying of cancer or not, and the response is radiation exposure or not. A total of 120 strata were used by age and year of birth. Following previous analyses, we fit three odds ratio models: (i)  $\log(\psi_j) = \beta_0$ , (ii)  $\log(\psi_j) = \beta_0 + \beta_1 x_j$ , and (iii)  $\log(\psi_j) = \beta_0 + \beta_1 x_j + \beta_2 (x_j^2 - 22)$ , where  $x_j$  indexes year of birth. Table 3 presents the point estimates and associated standard errors. The weighted Mantel–Haenszel estimates and standard errors agree well with those from conditional likelihood inference, more closely than Davis’s (1985) results. The (unweighted) Mantel–Haenszel estimates differ noticeably from conditional likelihood estimates, sometimes with inflated standard errors. The model-based and model-robust standard errors appear to be aligned with each other here.

To further compare estimators, we conduct simulations under various settings similar to previous studies (e.g., Hauck et al. 1982; Robins et al. 1986). In particular, Table 4 presents results from 2000 repeated simulations in the following two settings, where the success probabilities  $(p_{11j}, p_{21j})$  are close to 0. See the Supplement for additional results. For the first setting,  $J = 40$  tables are simulated with log odds ratios  $\psi_j = \log(2)$ , probabilities  $p_{21j} = .03 + .001j$  between .031 and .07 for  $j = 1, \dots, 40$ , and binomial sizes  $(N_{1j}, N_{2j}) = (16, 4)$  for  $j = 1, \dots, 20$  and  $(4, 16)$  for  $j = 21, \dots, 40$ . The second

Table 4: Comparison of estimates from simulations of  $2 \times 2$  tables

	Point	SD	bSE	rSE		Point	SD	bSE	rSE
log odds ratio = $\log(2) = .6931$									
MH	.7034	.3581	.3651	.3550					
wMH	.6936	.3465	.3509	.3509	BP	.6376	.3157	.3212	.3195
CML	.6924	.3453	.3503	NA	oldBP	.6376	.3156	.3349	NA
log probability ratio = $\log(2) = .6931$									
MH	.7616	.3556	.3611	.3525					
wMH	.7536	.3448	.3475	.3487	BP	.6907	.3126	.3169	.3162
CML	.7519	.3433	.3468	NA	oldBP	.6907	.3126	.3310	NA

Note: Point and SD are the Monte Carlo mean and standard deviation of the point estimates, and bSE and rSE are the square roots of the Monte Carlo mean of the model-based and model-robust variance estimates. BP denotes  $\hat{\gamma}^{(w)}$  with variance estimates  $N_{\bullet}^{-1}\hat{V}^{(wb)}$  and  $N_{\bullet}^{-1}\hat{V}^{(w)}$ . CML or oldBP denotes conditional logistic regression `clogit` with exact calculation or Breslow–Peto approximation in R package `survival`.

setting is the same as the first, except that  $p_{11j}$  and  $p_{21j}$  are related with log probability ratios  $\phi_j = \log(2)$  for  $j = 1, \dots, 40$ . For each setting, models (1) and (12) are fit with constant covariates, corresponding to common odds ratios or probability ratios, which are valid only in the first or second setting respectively.

The following observations can be obtained from Table 4. In the first setting, the weighted Mantel–Haenszel (wMH) and conditional maximum likelihood (CML) estimators perform similarly to each other, with smaller biases and variances than unweighted Mantel–Haenszel (MH). The Breslow–Peto (BP) estimator, by our calculation or equivalently R package `survival`, is downward biased compared with the true log odds ratio  $\log(2)$ , because BP can be seen to be centered around a target log probability ratio which is smaller than the common log odds ratio. The model-based variance estimator commonly reported for BP is biased upward, whereas the proposed model-robust variance estimator (as well as the new model-based variance estimator, although not guaranteed by theory) reasonably matches the Monte Carlo standard deviation.

In the second setting, BP is centered around the true log probability ratio with a negligible bias as expected. The commonly used variance estimator for BP remains

biased upward, where both the proposed model-based and model-robust variance estimators agree properly with the Monte Carlo standard deviation. The estimators, MH, wMH, and CML, are upward biased compared with the true log probability ratio  $\log(2)$ , because these estimators can be considered to be centered about a target log odds ratio which is greater than the common log probability ratio.

## 4.2 Two-sample survival analysis

First, we perform two-sample analysis of the data on a Veteran’s Administration lung cancer trial used in Kalbfleisch and Prentice (1980). The data consist of 137 observations with right-censored survival time (apparently in days) and several covariates. For two-sample analysis, the two groups are defined by a treatment variable  $Z$ , labeled as 1 or 2 if test or standard. Kaplan–Meier survival curves suggest non-proportional hazards over time in the two groups (see the Supplement). Hence we fit odds ratio model (21) and probability ratio model (22), with the time functions  $x(t) = (1, x_1(t), x_2(t))^T$ , where  $x_1(t) = 1\{100 < t \leq 200\}$  and  $x_2(t) = 1\{t > 200\}$ . In addition, to study discrete-time inference, we also apply various estimators to further discretized data, obtained by grouping the original times in intervals of 20 days. For concreteness, the censored-late option is used as discussed in the Supplement, i.e., an uncensored time in  $(t_{j-1}, t_j]$  is labeled  $t_j$ , whereas a censored time in  $[t_{j-1}, t_j)$  is labeled  $t_j$ .

Table 5 presents the results on the original and discretized data. For the original data with a small number of tied deaths, all the estimates obtained are similar to each other in various degrees, although the BP point estimates are slightly closer to 0 than the estimates from MH, wMH, and CML, and the model-based variance estimates on the row oldBP are larger than those on the row BP as expected by Corollary 1. For the discretized data with more tied deaths, the BP point estimates are more substantially closer to 0 than the estimates from MH, wMH, and CML, which remain relatively similar to each other. This difference can be properly explained by the fact that BP estimates are associated with odds ratios, whereas the other estimates are associated with probability ratios, rather than poor approximation of BP to CML as would often be claimed. The commonly reported model-based variance estimates on the row oldBP are also more

Table 5: Comparison of estimates from veteran’s lung cancer data

	$\hat{\beta}_0$	bSE	rSE	$\hat{\beta}_1$	bSE	rSE	$\hat{\beta}_2$	bSE	rSE
Original data									
MH	.3989	.2282	.2268	−1.1440	.5019	.4957	−.9554	.5376	.5058
wMH	.3996	.2286	.2286	−1.1399	.4991	.4972	−.9433	.5273	.5019
CML	.3996	.2288	NA	−1.1439	.5002	NA	−.9433	.5287	NA
oldBP	.3960	.2277	.2265	−1.1363	.4988	.4962	−.9396	.5283	.5009
BP	.3960	.2267	.2265	−1.1363	.4984	.4962	−.9396	.5278	.5009
Discretized data									
MH	.4270	.2494	.2479	−1.1969	.5291	.5312	−1.0322	.5634	.5468
wMH	.4292	.2507	.2512	−1.2020	.5311	.5372	−1.0291	.5598	.5470
CML	.4258	.2491	NA	−1.1902	.5284	NA	−1.0054	.5549	NA
oldBP	.3541	.2275	.2080	−1.0361	.4985	.4744	−.8881	.5279	.4822
BP	.3541	.2070	.2080	−1.0361	.4684	.4744	−.8881	.4953	.4822

Note: MH and wMH denote  $\hat{\beta}^{(0)}$  and  $\hat{\beta}^{(w)}$  adopted from Section 2, but with variance estimation in Section 3. BP denotes  $\hat{\gamma}^{(w)}$  with variance estimates  $N^{-1}\hat{V}^{(w2b)}$  and  $N^{-1}\hat{V}^{(w2)}$ . CMLE or oldBP denotes results from Cox’s regression `coxph` with exact calculation or Breslow–Peto approximation in R package `survival`.

inflated compared with the proposed variance estimates on the row BP.

To further compare estimators, we also conduct a simulation study. For each simulation, a sample of size  $n = 200$  is generated as follows. The group variable  $Z$  is generated as 1 or 2 with probability .5 each. The event time  $\tilde{T}$  is generated as Weibull with shape and scale parameters 2 and 1 or respectively 1 and 1 in the first or second group. The censoring time  $\tilde{C}$  is generated as 4 times Beta(2, 2) in the first group, and uniform(0, 4) in the second group. Two sets of observed data  $(Y, \delta)$  are then obtained, where  $\delta = 1\{\tilde{T} \leq \tilde{C}\}$  and  $Y$  is defined by discretizing  $\tilde{Y} = \min(\tilde{T}, \tilde{C})$  in intervals of length .01 or .2, using the censored-late option discussed in the Supplement. Models (21) and (22) are fit with the time functions  $x(t) = (1, x_1(t))^T$ , where  $x_1(t) = 1\{t > 1\}$ . Both models are in principle misspecified but can be considered an approximation to the underlying relative hazards over time, which are plotted in the Supplement.

Table 6 presents the results from 2000 repeated simulations. There are similar pat-

Table 6: Comparison of estimates from simulations of survival data

	$\hat{\beta}_0$	SD	bSE	rSE	$\hat{\beta}_1$	SD	bSE	rSE
Finely discretized data								
MH	-.2228	.1932	.1912	.1928	1.2158	.4041	.4035	.3980
wMH	-.2182	.1885	.1885	.1883	1.2168	.4045	.4015	.3986
CML	-.2184	.1887	.1885	NA	1.2164	.4041	.4023	NA
oldBP	-.2162	.1868	.1876	.1866	1.1979	.3984	.3993	.3927
BP	-.2162	.1868	.1867	.1866	1.1979	.3984	.3964	.3927
Coarsely discretized data								
MH	-.2388	.2081	.2102	.2082	1.3842	.4545	.4559	.4506
wMH	-.2319	.2015	.2053	.2018	1.3912	.4603	.4563	.4555
CML	-.2376	.2065	.2070	NA	1.3820	.4537	.4557	NA
oldBP	-.1949	.1694	.1877	.1697	1.0300	.3474	.3931	.3421
BP	-.1949	.1694	.1723	.1697	1.0300	.3474	.3445	.3421

Note: Point ( $\hat{\beta}_0$  or  $\hat{\beta}_1$ ) and SD are as defined as in Table 6.

terns in these results as in the preceding discussion of Table 5. An additional confirmation from the simulations is that the model-robust variance estimator (as well as the new model-based variance estimator) reasonably matches the Monte Carlo standard deviation for the BP estimator, whereas the commonly reported model-based variance estimator on the row oldBP is upward biased.

## References

- Allison, P.D. (1982) Discrete-time methods for the analysis of event histories, *Sociological Methodology*, 13, 61–98.
- Andersen, P.K., Borgan, O., Gill, R.D., and Keiding, N. (1993) *Statistical Models Based on Counting Processes*, New York: Springer.
- Breslow, N.E. (1974) Covariance analysis of censored survival data, *Biometrics*, 30, 89–100.
- Breslow, N.E. (1976) Regression analysis of the log odds ratio: A method for retrospective studies, *Biometrics*, 32, 409–416.



- Breslow, N.E. (1981) Odds ratio estimators when the data are sparse, *Biometrika*, 68, 73–84.
- Breslow, N.E. and Cologne, J. (1986) Methods of estimation in log odds ratio regression models, *Biometrics*, 42, 949–954.
- Breslow, N.E. and Day, N.E. (1980) *Statistical Methods in Cancer Research, Volume 1: The Analysis of Case-Control Studies*. Lyon: International Agency for Research on Cancer.
- Buja, A., Berk, R., Brown, L., George, E., Pitkin, E., Traskin, M., Zhao, L., and Zhang, K. (2019) Models as approximations I: Consequences illustrated with linear regression, *Statistical Science*, to appear.
- Cochran, W.G. (1954) Some methods for strengthening the common  $\chi^2$  tests, *Biometrics*, 10, 417–451.
- Cox, D.R. (1972) Regression models and life tables (with discussion), *Journal of the Royal Statistical Society, Ser. B*, 34, 187–220.
- Cox, D.R. and Oakes, D.O. (1984) *Analysis of Survival Data*, London: Chapman & Hall.
- Davis, L.J. (1985) Generalization of the Mantel–Haenszel estimator to nonconstant odds ratios, *Biometrics*, 41, 487–495.
- Efron, B. (1977) The efficiency of Cox’s likelihood function for censored data, *Journal of the American Statistical Association*, 72, 557–565.
- Guilbaud, O. (1983) On the large-sample distribution of the Mantel–Haenszel odds-ratio estimator, *Biometrics*, 39, 523–525.
- Hauck, W.W. (1984) A comparative study of conditional maximum likelihood estimation of a common odds ratio, *Biometrics*, 40, 1117–1123.
- Hauck, W.W., Anderson, S., Leahy, S.J.III (1982) Finite-Sample properties of some old and some new estimators of a common Odds ratio from multiple 2 × 2 tables, *Journal of the American Statistical Association*, 77, 145–152.
- Kalbfleisch, J.D. and Prentice, R.L. (1980) *The Statistical Analysis of Failure Time Data*, New York: Wiley.
- Kaplan, E.L. and Meier, P. (1958) Nonparametric estimation from incomplete observations, *Journal of the American Statistical Association*, 53, 457–481.

- Kuritz, S.J., Landis, R., and Koch, G.G. (1988) A general overview of Mantel–Haenszel methods: Applications and recent developments, *Annal Review of Public Health*, 9, 123–160.
- Lin, D.Y. and Wei, L.J. (1989) The robust inference for the Cox proportional hazards model, *Journal of the American Statistical Association*, 84, 1074–1079.
- Lindsay, B.G. (1980) Nuisance parameters, mixture models and the efficiency of partial likelihood estimators, *Philosophical Transactions of the Royal Society, Series A*, 296, 639–665.
- Manski, C.F. (1988) *Analog Estimation Methods in Econometrics*. New York: Chapman & Hall.
- Mantel, N. and Haenszel, W.M. (1959) Statistical aspects of the analysis of data from retrospective studies of disease, *Journal of the National Cancer Institute*, 22, 719–748.
- McCullagh, P. and Nelder, J. (1989) *Generalized Linear Models*, 2nd ed, New York: Chapman & Hall.
- Peto, R. (1972) Contribution to the discussion of Cox (1972): Regression models and life tables, *Journal of the Royal Statistical Society, Ser. B*, 34, 205–207.
- Prentice, R.L. and Gloeckler, L.A. (1978) Regression analysis of grouped survival data with application to breast cancer data, *Biometrics*, 34, 57–67.
- Robins, J.M., Breslow, N.E., Greenland, S. (1986) Estimators of the Mantel–Haenszel variance consistent in both sparse data and large strata limiting models, *Biometrics*, 42, 311–324.
- Tan, Z. (2006) A distributional approach for causal inference using propensity scores, *Journal of the American Statistical Association*, 101, 1619–1637.
- Thompson, W.A.Jr. (1977) On the treatment of grouped observations in life studies, *Biometrics*, 33, 463–470.
- Therneau, T.M. (2015) *A Package for Survival Analysis*, version 2.38.
- White, H. (1982) Maximum likelihood estimation of misspecified models, *Econometrica*, 50, 125.
- Zelen, M. (1971) The analysis of several 2 x 2 contingency tables, *Biometrika*, 58, 129–137.

Supplementary Material for  
 “Analysis of odds, probability, and hazard ratios: From 2 by 2  
 tables to two-sample survival data”

Zhiqiang Tan

## I Variance estimation for Mantel–Haenszel

For completeness, we discuss various model-based variance estimators for the Mantel–Haenszel estimator  $\hat{\beta}^{(0)}$  under the assumption of common odds ratios,  $\psi_1^* = \dots = \psi_J^* = \exp(\beta^*)$ , i.e., model (1) is valid with  $x_1 = \dots = x_J = 1$ .

The (non-symmetrized) variance estimator for  $\hat{\beta}^{(0)}$  in Robins et al. (1986) is

$$\hat{\Sigma}^{(b)}(\hat{\beta}^{(0)}) = \frac{\sum_{j=1}^J \rho_j^{(0)} \left\{ \hat{B}_j \frac{N_{2j}}{N_j} \left( \frac{\hat{p}_{22j}}{\hat{\psi}} + \hat{p}_{21j} \right) + \hat{A}_j \frac{N_{1j}}{N_j} \left( \frac{\hat{p}_{11j}}{\hat{\psi}^2} + \frac{\hat{p}_{12j}}{\hat{\psi}} \right) \right\}}{\left( \sum_{j=1}^J \rho_j^{(0)} \hat{B}_j \right)^2},$$

where  $\hat{\psi} = \exp(\hat{\beta}^{(0)})$ ,  $\hat{A}_j = \hat{p}_{11j}\hat{p}_{22j}$  and  $\hat{B}_j = \hat{p}_{12j}\hat{p}_{21j}$ . By exchange of the response values, i.e.,  $(\hat{p}_{11j}, \hat{p}_{21j})$  with  $(\hat{p}_{12j}, \hat{p}_{22j})$ , the preceding estimator can be shown to be

$$\tilde{\Sigma}^{(b)}(\hat{\beta}^{(0)}) = \frac{\sum_{j=1}^J \rho_j^{(0)} \left\{ \hat{A}_j \frac{N_{2j}}{N_j} \left( \frac{\hat{p}_{21j}}{\hat{\psi}} + \frac{\hat{p}_{22j}}{\hat{\psi}^2} \right) + \hat{B}_j \frac{N_{1j}}{N_j} \left( \hat{p}_{12j} + \frac{\hat{p}_{11j}}{\hat{\psi}} \right) \right\}}{\left( \sum_{j=1}^J \rho_j^{(0)} \hat{B}_j \right)^2},$$

using the fact that  $\hat{\psi} = \sum_{j=1}^J \rho_j^{(0)} \hat{A}_j / \sum_{j=1}^J \rho_j^{(0)} \hat{B}_j$ . The symmetrized variance estimator for  $\hat{\beta}^{(0)}$  in Robins et al. (1986) is  $\{\hat{\Sigma}^{(b)}(\hat{\beta}^{(0)}) + \tilde{\Sigma}^{(b)}(\hat{\beta}^{(0)})\}/2$ .

The variance estimator for  $\hat{\beta}^{(0)}$  in Flander (1985) is

$$\hat{\Sigma}^{(b2)}(\hat{\beta}^{(0)}) = \frac{\sum_{j=1}^J \rho_j^{(0)} \hat{B}_j \frac{1}{N_j} \left( \frac{n_{11j} + n_{22j} + 1}{\hat{\psi}} + n_{12j} + n_{21j} - 1 \right)}{\left( \sum_{j=1}^J \rho_j^{(0)} \hat{B}_j \right)^2},$$

which can be rewritten as

$$\hat{\Sigma}^{(b2)}(\hat{\beta}^{(0)}) = \frac{\sum_{j=1}^J \rho_j^{(0)} \hat{B}_j \left\{ \frac{N_{2j}}{N_j} \left( \frac{\hat{p}_{22j}}{\hat{\psi}} + \hat{p}_{21j} \right) + \frac{N_{1j}}{N_j} \left( \hat{p}_{12j} + \frac{\hat{p}_{11j}}{\hat{\psi}} \right) + \frac{\hat{\psi}^{-1} - 1}{N_j} \right\}}{\left( \sum_{j=1}^J \rho_j^{(0)} \hat{B}_j \right)^2},$$

The estimator obtained through exchange of the response values is then

$$\tilde{\Sigma}^{(b2)}(\hat{\beta}^{(0)}) = \frac{\sum_{j=1}^J \rho_j^{(0)} \hat{A}_j \left\{ \frac{N_{2j}}{N_j} \left( \frac{\hat{p}_{21j}}{\hat{\psi}} + \frac{\hat{p}_{22j}}{\hat{\psi}^2} \right) + \frac{N_{1j}}{N_j} \left( \frac{\hat{p}_{11j}}{\hat{\psi}^2} + \frac{\hat{p}_{12j}}{\hat{\psi}} \right) + \frac{\hat{\psi}^{-1} - \hat{\psi}^{-2}}{N_j} \right\}}{\left( \sum_{j=1}^J \rho_j^{(0)} \hat{B}_j \right)^2}.$$

The symmetrized version,  $\{\hat{\Sigma}^{(b2)}(\hat{\beta}^{(0)}) + \tilde{\Sigma}^{(b2)}(\hat{\beta}^{(0)})\}/2$ , can be shown to be  $\{\hat{\Sigma}^{(b)}(\hat{\beta}^{(0)}) + \tilde{\Sigma}^{(b)}(\hat{\beta}^{(0)})\}/2$  plus  $(\hat{\psi}^{-1} - \hat{\psi}^{-2})\{\sum_{j=1}^J \rho_j^{(0)}(\hat{A}_j - \hat{\psi}\hat{B}_j)/N_j\}/(\sum_{j=1}^J \rho_j^{(0)}\hat{B}_j)^2/2$ .

Similarly as those in Robins et al. (1986), the estimators  $\hat{\Sigma}^{(b2)}(\hat{\beta}^{(0)})$ ,  $\tilde{\Sigma}^{(b2)}(\hat{\beta}^{(0)})$ , and the symmetrized version can be shown to be consistent variance estimators for  $\hat{\beta}^{(0)}$  in both Settings I and II. In fact, the variance estimator  $\hat{\Sigma}^{(b2)}(\hat{\beta}^{(0)})$  corresponds to use of the following estimator of  $\sigma_j(\beta)$  instead of  $\hat{\sigma}_j^{(b)}(\beta)$ :

$$\hat{\sigma}_j^{(b2)}(\beta) = \psi_j(\beta) \hat{p}_{12j} \hat{p}_{21j} \left\{ \frac{\hat{p}_{22j} + \psi_j(\beta) \hat{p}_{21j}}{N_{1j}} + \frac{\hat{p}_{11j} + \psi_j(\beta) \hat{p}_{12j}}{N_{2j}} + \frac{1 - \psi_j(\beta)}{N_{1j} N_{2j}} \right\}.$$

Both  $\hat{\sigma}_j^{(b)}(\beta^*)$  and  $\hat{\sigma}_j^{(b2)}(\beta^*)$  can be shown to be unbiased for  $\sigma_j^{(b)}(\beta^*)$ , that is,  $E\{\hat{\sigma}_j^{(b2)}(\beta^*)\} = E\{\hat{\sigma}_j^{(b)}(\beta^*)\}$ , which is equivalent to

$$E[\hat{p}_{11j} \hat{p}_{22j} \{\hat{p}_{11j} + \psi_j(\beta^*) \hat{p}_{12j}\}] = E[\psi_j(\beta^*) \hat{p}_{12j} \hat{p}_{21j} \{\hat{p}_{11j} + \psi_j(\beta^*) \hat{p}_{12j} + (1 - \psi_j(\beta^*)) / N_{1j}\}].$$

This can be verified with the following calculation:

$$\begin{aligned} & E[\hat{p}_{11j} \hat{p}_{22j} \{\hat{p}_{11j} + \psi_j(\beta^*) \hat{p}_{12j}\}] \\ &= p_{11j} p_{22j} \{p_{11j} + \psi_j(\beta^*) p_{12j}\} + \frac{p_{11j} p_{12j}}{N_{1j}} p_{22j} - \frac{p_{11j} p_{12j}}{N_{1j}} p_{22j} \psi_j(\beta^*), \\ & E[\psi_j(\beta^*) \hat{p}_{12j} \hat{p}_{21j} \{\hat{p}_{11j} + \psi_j(\beta^*) \hat{p}_{12j}\}] \\ &= \psi_j(\beta^*) p_{12j} p_{21j} \{p_{11j} + \psi_j(\beta^*) p_{12j}\} - \frac{p_{11j} p_{12j}}{N_{1j}} p_{21j} \psi_j(\beta^*) + \frac{p_{11j} p_{12j}}{N_{1j}} p_{21j} \psi_j^2(\beta^*), \end{aligned}$$

using the fact that  $E(\hat{p}_{11j}^2) = p_{11j}^2 + p_{11j}(1 - p_{11j})/N_{1j}$ ,  $E(\hat{p}_{11j} \hat{p}_{12j}) = p_{11j} p_{12j} - p_{11j}(1 - p_{11j})/N_{1j}$ , etc.

## II Grouped survival data

Consider the situation where survival data are collected by grouping continuous or fine-scaled measurements, but such detailed data are not available. Let  $0 = t_0 < t_1 < \dots < t_j$

be fixed inspection points. A typical procedure for data collection is as follows (Kaplan & Meier 1958): for  $j = 1, \dots, J$ , examine a cohort of individuals of age  $t_j$  and determine whether each individual survived the interval, experienced an event, or was lost from the study during the interval. By convention, a censored time in the continuous or fine scale at  $t_j$  means an individual being seen event-free at  $t_j$  but not after. Hence each censored time found in the  $j$ th inspection falls in  $[t_{j-1}, t_j)$ , although its actual location is unknown. A censored time at  $t_j$  would be counted in the next inspection.

We discuss how the variables  $(Y, \delta)$  can be defined in a discrete scale for such grouped data. For an event observed in  $(t_{j-1}, t_j]$ , it is natural to set  $Y = t_j$  and  $\delta = 1$ . A complication is that there are different options for treating censored times, corresponding to different assumptions (Kaplan & Meier 1958; Thompson 1977). One extreme (referred to as censored-early) is to assume that each censored time in  $[t_{j-1}, t_j)$  occur at  $t_{j-1}$  and hence set  $Y = t_{j-1}$  and  $\delta = 0$ . The other extreme (referred to as censored-late) is to assume that each censored time in  $[t_{j-1}, t_j)$  occur immediately before  $t_j$  and hence set  $Y = t_j$  and  $\delta = 0$ . Effectively, the censored-early option excludes the censored observations in  $[t_{j-1}, t_j)$ , whereas the censored-late option includes those observations, in the risk set associated with  $t_j$  (Cox 1972). In general, each of the two options for defining the variables  $(Y, \delta)$  is a biased approximation when censored times may occur strictly inside the intervals. On the other hand, if censored times can occur only at the discrete inspection points, then the first option is appropriate whereas the second option would encode a censored time at  $t_{j-1}$  incorrectly as  $t_j$ .

The preceding discussion deals with the definitions of  $(Y, \delta)$ . To use the standard framework for survival analysis, we need also to discuss the definitions of the full-data variables  $(T, C)$  and the conditional independent censoring assumption after reduction of continuous data to grouped data. For simplicity, the covariate is conditioned on. Let  $(\tilde{Y}, \delta)$  be the censored data, associated with the event and censoring times  $(\tilde{T}, \tilde{C})$  in the continuous or fine scale such that  $\tilde{Y} = \min(\tilde{T}, \tilde{C})$  and  $\delta = 1\{\tilde{T} \leq \tilde{C}\}$ , the same as in the grouped data. The censored-early option for defining  $(Y, \delta)$  is as follows:

- (i) set  $Y = t_j$  and  $\delta = 1$  if  $\tilde{Y} \in (t_{j-1}, t_j]$  and  $\tilde{Y} = \tilde{T} \leq \tilde{C}$ , or
- (ii) set  $Y = t_{j-1}$  and  $\delta = 0$  if  $\tilde{Y} \in [t_{j-1}, t_j)$  and  $\tilde{T} > \tilde{C} = \tilde{Y}$ .

To ensure the relationship  $Y = \min(T, C)$  and  $\delta = 1\{Z \leq C\}$ , the corresponding variables  $(T, C)$  can be defined as follows, with  $t_k \geq t_j$  in (iii) and (iv):

- (iii) set  $T = t_j$  and  $C = t_k$  for  $\tilde{C} \in [t_{k-1}, t_k)$  if  $\tilde{Y} \in (t_{j-1}, t_j]$  and  $\tilde{Y} = \tilde{T} \leq \tilde{C}$ , or
- (iv) set  $C = t_{j-1}$  and  $T = t_k$  for  $\tilde{T} \in (t_{k-1}, t_k]$  if  $\tilde{Y} \in [t_{j-1}, t_j)$  and  $\tilde{T} > \tilde{C} = \tilde{Y}$ .

Although  $T$  is defined deterministically from  $\tilde{T}$ , the definition of  $C$  depends on whether  $\tilde{T} \leq \tilde{C}$  or  $\tilde{T} > \tilde{C}$ . Hence  $T$  and  $C$  in general fail to be independent, even though  $\tilde{T}$  and  $\tilde{C}$  are independent. This issue can also be seen from another angle. The variable  $C$  can be redefined deterministically as  $C = t_{j-1}$  for  $\tilde{C} \in [t_{j-1}, t_j)$ . Then  $Y = \min(T, C)$  and  $\delta = 1\{T \leq C\}$  would in general hold only under the restriction that  $\tilde{C} \geq t_j$  if  $\tilde{Y} \in (t_{j-1}, t_j]$  and  $\tilde{Y} = \tilde{T} \leq \tilde{C}$ . But this restriction would contradict the independence of  $\tilde{T}$  and  $\tilde{C}$ , unless  $\tilde{C}$  is discrete, taking values in  $\{t_0, t_1, \dots, t_J\}$ .

A concrete consequence of the violation of the independence of  $T$  and  $C$  is that the event probability calculated within a risk set in general differs from the conditional probability of the event time. In fact, it can be shown from the definitions in (i) and (ii), regardless of (iii) and (iv), that

$$\begin{aligned}
P(Y = t_j, \delta = 1 | Y \geq t_j) &= \frac{P(\tilde{T} \in (t_{j-1}, t_j], \tilde{T} \leq \tilde{C})}{P(\tilde{T} > t_{j-1}, \tilde{T} \leq \tilde{C}) + P(\tilde{C} \geq t_j, \tilde{T} > \tilde{C})} \\
&= \frac{\pi_j + P(\tilde{T} \in (t_{j-1}, t_j], \tilde{C} \geq t_j)}{\pi_j + P(\tilde{T} > t_{j-1}, \tilde{C} \geq t_j)} \\
&\geq P(\tilde{T} \in (t_{j-1}, t_j] | \tilde{T} > t_{j-1}),
\end{aligned} \tag{S1}$$

where  $\pi_j = P(\tilde{T} \in (t_{j-1}, t_j), \tilde{C} \in (t_{j-1}, t_j), \tilde{T} \leq \tilde{C})$ . The probability  $P(Y = t_j, \delta = 1 | Y \geq t_j)$  identified from the risk set is in general an over-approximation of the desired conditional probability  $P(\tilde{T} \in (t_{j-1}, t_j] | \tilde{T} > t_{j-1})$ . The bias incurred can be negligible if the intervals are small. As an exception, the two probabilities coincide in the case of  $\pi_j = 0$ , which is satisfied when  $\tilde{C}$  is discrete, taking values in  $\{t_0, t_1, \dots, t_J\}$ , as previously noticed. Nevertheless, the methods in Section 3 can be seen to provide valid inference about odds and probability ratios defined from probabilities in (S1).

There exist similar issues with the censored-late option discussed above for defining  $(Y, \delta)$ , which amounts to (i) and (ii) replaced by

(*ii'*) set  $Y = t_j$  and  $\delta = 0$  if  $\tilde{Y} \in [t_{j-1}, t_j)$  and  $\tilde{T} > \tilde{C} = \tilde{Y}$ .

To ensure the relationship  $Y = \min(T, C)$  and  $\delta = 1\{Z \leq C\}$ , the corresponding variables  $(T, C)$  can be defined as (*iii*) and (*iv*) replaced by

(*iv'*) set  $C = t_j$  and  $T = t_{k+1}$  for  $\tilde{T} \in (t_{k-1}, t_k]$  if  $\tilde{Y} \in [t_{j-1}, t_j)$  and  $\tilde{T} > \tilde{C} = \tilde{Y}$ .

Then  $T$  and  $C$  in general fail to be independent, even though  $\tilde{T}$  and  $\tilde{C}$  are independent. From the definitions in (*i*) and (*ii'*), regardless of (*iii*) and (*iv'*), it can be shown that

$$\begin{aligned} P(Y = t_j, \delta = 1 | Y \geq t_j) &= \frac{P(\tilde{T} \in (t_{j-1}, t_j], \tilde{T} \leq \tilde{C})}{P(\tilde{T} > t_{j-1}, \tilde{T} \leq \tilde{C}) + P(\tilde{C} \geq t_{j-1}, \tilde{T} > \tilde{C})} \\ &= \frac{P(\tilde{T} \in (t_{j-1}, t_j], \tilde{C} \geq t_{j-1}) - \pi'_j}{P(\tilde{T} > t_{j-1}, \tilde{C} \geq t_{j-1})} \\ &\leq P(\tilde{T} \in (t_{j-1}, t_j] | \tilde{T} > t_{j-1}), \end{aligned} \tag{S2}$$

where  $\pi'_j = P(\tilde{T} \in (t_{j-1}, t_j], \tilde{C} \in [t_{j-1}, t_j), \tilde{T} > \tilde{C})$ . The probability  $P(Y = t_j, \delta = 1 | Y \geq t_j)$  identified from the risk set is in general an under-approximation of the desired conditional probability  $P(\tilde{T} \in (t_{j-1}, t_j] | \tilde{T} > t_{j-1})$ . The two probabilities remain different even when  $\tilde{C}$  is discrete, taking values in  $\{t_0, t_1, \dots, t_J\}$ , in agreement with our earlier comment. Nevertheless, the methods in Section 3 can be seen to provide valid inference about odds and probability ratios defined from probabilities in (S2).

### III Proofs

#### Proof of Proposition 1.

(i) For simplicity, write  $G_\rho = G_\rho(\beta^*)$  and  $H_\rho = H_\rho(\beta^*)$ . For the claimed optimal choice  $\rho_j^\dagger(\beta)$ , it is easily shown that  $G_{\rho^\dagger} = H_{\rho^\dagger}$  and hence the asymptotic variance  $H_{\rho^\dagger}^{-1} G_{\rho^\dagger} H_{\rho^\dagger}^{-1}$  reduces to  $G_{\rho^\dagger}^{-1}$ . For another choice  $\rho_j(\beta)$ , we need to show that  $H_\rho^{-1} G_\rho H_\rho^{-1} \geq G_{\rho^\dagger}^{-1}$  or equivalently  $G_\rho \geq H_\rho G_{\rho^\dagger}^{-1} H_\rho$ . This follows from the matrix version of the Cauchy–Schwartz inequality (e.g., Proof of Theorem 1, Tan 2004)

$$\text{var} \{ \tau_\rho(\beta^*) \} \geq H_\rho \text{var}^{-1} \{ \tau_{\rho^\dagger}(\beta^*) \} H_\rho^T,$$

where  $G_\rho = N_\bullet^{-1} \text{var} \{ \tau_\rho(\beta^*) \}$  and  $H_\rho = N_\bullet^{-1} \text{cov} \{ \tau_\rho(\beta^*), \tau_{\rho^\dagger}(\beta^*) \}$  by direct calculation.

(ii) We show that  $\rho_j^\dagger(\beta^*)$  can be approximated up to negligible terms by  $\rho_j^\ddagger(\beta^*)$ . In Setting I,  $\text{var}(\hat{p}_{11j}\hat{p}_{22j} - \psi_j^*\hat{p}_{12j}\hat{p}_{21j})$  can be approximated up to terms of order  $o(N_j^{-1})$  by  $\text{var}\{(\hat{p}_{11j} - p_{11j})(p_{22j} + \psi_j^*p_{21j}) + (\hat{p}_{21j} - p_{21j})(p_{11j} + \psi_j^*p_{12j})\}$ . By the independence of  $\hat{p}_{11j}$  and  $\hat{p}_{21j}$ , this variance can be calculated as follows:

$$\begin{aligned} & \frac{p_{11j}p_{12j}}{N_{1j}}(p_{22j} + \psi_j^*p_{21j})^2 + \frac{p_{21j}p_{22j}}{N_{2j}}(p_{11j} + \psi_j^*p_{12j}) \\ &= \frac{\psi_j^*p_{12j}p_{21j}}{N_{1j}N_{2j}} \{N_{2j}(p_{22j} + \psi_j^*p_{21j}) + N_{1j}(p_{11j} + \psi_j^*p_{12j})\}, \end{aligned}$$

using the fact that  $p_{22j} + \psi_j^*p_{21j} = p_{22j}/p_{12j}$  and  $p_{11j} + \psi_j^*p_{12j} = p_{11j}/p_{21j}$ . Substituting this approximation into  $\rho_j^\dagger(\beta^*)$  yields  $\rho_j^\ddagger(\beta^*)$  for  $j = 1, \dots, J$ .  $\square$

### Proof of Proposition 2.

(i) Denote  $q_{1j} = \hat{p}_{11j}\hat{p}_{12j}/(N_{1j} - 1)$  and  $q_{2j} = \hat{p}_{21j}\hat{p}_{22j}/(N_{2j} - 1)$ . First, we show that if  $n_{12j} \geq 1$  and  $n_{22j} \geq 1$  or equivalently  $\hat{p}_{12j} \geq 1/N_{1j}$  and  $\hat{p}_{22j} \geq 1/N_{2j}$ , then  $h(u) \geq 0$  for  $u > 0$ , where

$$h(u) = q_{1j}(\hat{p}_{22j} + u\hat{p}_{21j})^2 + q_{2j}(\hat{p}_{11j} + u\hat{p}_{12j})^2 - (u - 1)^2q_{1j}q_{2j}.$$

The quadratic coefficient of  $h(u)$  is  $q_{1j}\hat{p}_{21j}^2 + q_{2j}\hat{p}_{12j}^2 - q_{1j}q_{2j} \geq q_{2j}(\hat{p}_{12j}^2 - q_{1j}) \geq 0$  because  $\hat{p}_{12j} \geq \hat{p}_{11j}/(N_{1j} - 1)$  or  $\hat{p}_{12j} \geq 1/N_{1j}$ . Hence the derivative of  $h(u)$ , denoted as  $h'(u)$ , is non-decreasing. But  $h'(0) = 2q_{1j}\hat{p}_{21j}\hat{p}_{22j} + 2q_{2j}\hat{p}_{11j}\hat{p}_{12j} + 2q_{1j}q_{2j} \geq 0$ . Hence  $h'(u) \geq 0$  and  $h(u)$  is non-decreasing for  $u \geq 0$ . The desired inequality then follows because  $h(0) = q_{1j}\hat{p}_{22j}^2 + q_{2j}\hat{p}_{11j}^2 - q_{1j}q_{2j} \geq q_{1j}(\hat{p}_{22j}^2 - q_{2j}) \geq 0$  because  $\hat{p}_{22j} \geq \hat{p}_{21j}/(N_{2j} - 1)$  or  $\hat{p}_{22j} \geq 1/N_{2j}$ . Second, if  $n_{11j} \geq 1$  and  $n_{21j} \geq 1$  or equivalently  $\hat{p}_{11j} \geq 1/N_{1j}$  and  $\hat{p}_{21j} \geq 1/N_{2j}$ , then the preceding argument can be applied to show that for any  $u > 0$ ,

$$q_{1j}(u^{-1}\hat{p}_{22j} + \hat{p}_{21j})^2 + q_{2j}(u^{-1}\hat{p}_{11j} + \hat{p}_{12j})^2 - (u^{-1} - 1)^2q_{1j}q_{2j} \geq 0,$$

by exchanging  $(\hat{p}_{11j}, \hat{p}_{21j})$  with  $(\hat{p}_{12j}, \hat{p}_{22j})$  and  $u$  with  $u^{-1}$ . Finally,  $\hat{\sigma}_j(\beta) = 0$  in the remaining cases where either  $n_{12j} = 0$  and  $n_{21j} = 0$  or  $n_{11j} = 0$  and  $n_{22j} = 0$ .



(ii) First, we calculate  $\sigma_j(\beta)$ . In fact, consider the following decomposition:

$$\begin{aligned}
& \hat{p}_{11j}\hat{p}_{22j} - \psi_j(\beta)\hat{p}_{12j}\hat{p}_{21j} - \{p_{11j}p_{22j} - \psi_j(\beta)p_{12j}p_{21j}\} \\
&= (\hat{p}_{11j} - p_{11j})\{\hat{p}_{22j} + \psi_j(\beta)\hat{p}_{21j}\} - (\hat{p}_{21j} - p_{21j})\{p_{11j} + \psi_j(\beta)p_{12j}\} \\
&= (\hat{p}_{11j} - p_{11j})\{p_{22j} + \psi_j(\beta)p_{21j}\} - (\hat{p}_{21j} - p_{21j})\{p_{11j} + \psi_j(\beta)p_{12j}\} \\
&\quad + \{\psi_j(\beta) - 1\}(\hat{p}_{11j} - p_{11j})(\hat{p}_{21j} - p_{21j})
\end{aligned} \tag{S3}$$

By the independence of  $\hat{p}_{11j}$  and  $\hat{p}_{21j}$ , we have

$$\begin{aligned}
\sigma_j(\beta) &= \frac{p_{11j}p_{12j}}{N_{1j}}\{p_{22j} + \psi_j(\beta)p_{21j}\}^2 + \frac{p_{21j}p_{22j}}{N_{2j}}\{p_{11j} + \psi_j(\beta)p_{12j}\}^2 \\
&\quad + \{\psi_j(\beta) - 1\}^2 \frac{p_{11j}p_{12j}}{N_{1j}} \frac{p_{21j}p_{22j}}{N_{2j}}.
\end{aligned}$$

Noting  $E(\hat{p}_{21j}^2) = p_{21j}^2 + p_{22j}(1 - p_{21j})/N_{2j}$ , we calculate

$$\begin{aligned}
E[\{\hat{p}_{22j} + \psi_j(\beta)\hat{p}_{21j}\}^2] &= E([1 + \{\psi_j(\beta) - 1\}\hat{p}_{21j}]^2) \\
&= [1 + \{\psi_j(\beta) - 1\}p_{21j}]^2 + \{\psi_j(\beta) - 1\}^2 p_{21j}(1 - p_{21j})/N_{2j}.
\end{aligned}$$

Similarly, noting  $E(\hat{p}_{11j}^2) = p_{11j}^2 + p_{11j}(1 - p_{11j})/N_{1j}$ , we calculate

$$\begin{aligned}
E[\{\hat{p}_{11j} + \psi_j(\beta)\hat{p}_{12j}\}^2] &= E([\psi_j(\beta) + \{1 - \psi_j(\beta)\}\hat{p}_{11j}]^2) \\
&= E([\psi_j(\beta) + \{1 - \psi_j(\beta)\}p_{11j}]^2) + \{\psi_j(\beta) - 1\}^2 p_{11j}(1 - p_{11j})/N_{1j}.
\end{aligned}$$

By the independence of  $\hat{p}_{11j}$  and  $\hat{p}_{12j}$ , direct calculation using the preceding results and the fact that  $\hat{p}_{11j}\hat{p}_{12j}/(N_{1j} - 1)$  is unbiased for  $p_{11j}p_{12j}/N_{1j}$  and  $\hat{p}_{21j}\hat{p}_{22j}/(N_{2j} - 1)$  is unbiased for  $p_{21j}p_{22j}/N_{2j}$  yields  $E\{\hat{\sigma}_j(\beta)\} = \sigma_j(\beta)$ .

(iii) The result follows from (ii) and similar arguments as in Robins et al. (1986).  $\square$

### Proof of Proposition 3.

The choice  $q_j^\dagger(\gamma)$  can be obtained similarly as Proposition 1(i). For optimality of  $q_j^\ddagger(\gamma)$ , we show that  $q_j^\ddagger(\gamma^*) = q_j^\dagger(\gamma^*)$ . In fact,  $\text{var}\{\hat{p}_{11j} - \phi_j(\gamma^*)\hat{p}_{21j}\}$  can be calculated as

$$\frac{p_{11j}p_{12j}}{N_{1j}} + \phi_j^{*2} \frac{p_{21j}p_{22j}}{N_{2j}} = \frac{\phi_j^* p_{21j}}{N_{1j}N_{2j}} (N_{2j}p_{12j} + N_{1j}\phi_j^* p_{22j}),$$

using the fact that  $p_{11j} = \phi_j^* p_{21j}$ . Substituting this approximation into  $q_j^\dagger(\gamma^*)$  yields  $q_j^\ddagger(\gamma^*)$  for  $j = 1, \dots, J$ .  $\square$

**Proof of Proposition 4.**

By the independence of  $\hat{p}_{11j}$  and  $\hat{p}_{21j}$ ,  $v_j(\gamma)$  is  $\text{var}\{\hat{p}_{11j} - \phi_j(\gamma)\hat{p}_{21j}\} = p_{11j}p_{12j}/N_{1j} + \phi_j^2(\gamma)p_{21j}p_{22j}/N_{2j}$ . Result (i) follows directly because  $\hat{p}_{11j}\hat{p}_{12j}/(N_{1j} - 1)$  is unbiased for  $p_{11j}p_{12j}/N_{1j}$  and  $\hat{p}_{21j}\hat{p}_{22j}/(N_{2j} - 1)$  is unbiased for  $p_{21j}p_{22j}/N_{2j}$ . Result (ii) follows because  $E(\phi_j^*\hat{p}_{12j}\hat{p}_{21j}) = p_{12j}p_{11j}$  and  $E(\hat{p}_{11j}\hat{p}_{22j}) = \phi_j^*p_{21j}p_{22j}$ .  $\square$

**Proof of Proposition 6.**

Both (i) and (ii) follow from similar arguments as in Lin & Wei (1989). In fact, it can be shown that  $\hat{\gamma}^{(w)}$  converges in probability to  $\bar{\gamma}^{(w2)}$  solving (23), and  $N^{1/2}(\hat{\gamma}^{(w)} - \bar{\gamma}^{(w2)})$  converges in distribution to  $N(0, V^{(w2)})$ , with  $V^{(w2)}$  in the stated sandwich form, where  $D^{(w2)}(\gamma)$  is defined in Proposition 6, but  $C^{(w2)}(\gamma)$  is defined such that

$$\frac{1}{N^{1/2}} \sum_{j=1}^J \frac{N_{2j}n_{11j} - \phi_j N_{1j}n_{21j}}{N_{1j}\phi_j + N_{2j}} x_j \rightarrow N(0, C^{(w2)}(\gamma)).$$

Here and subsequently,  $\phi_j = \phi_j(\gamma)$  and  $\gamma$  is evaluated at  $\bar{\gamma}^{(w2)}$ . To complete the proof, it suffices to show that

$$\frac{1}{N} \sum_{j=1}^J \frac{N_{2j}n_{11j} - \phi_j N_{1j}n_{21j}}{N_{1j}\phi_j + N_{2j}} x_j = \frac{1}{N} \sum_{i=1}^N \sum_{j=1}^J h_j(Y_i, \delta_i, Z_i; \gamma) x_j + o_p(N^{-1/2}).$$

Consider the decomposition using (23),

$$\begin{aligned} & \frac{1}{N} \sum_{j=1}^J \frac{N_{2j}n_{11j} - \phi_j N_{1j}n_{21j}}{N_{1j}\phi_j + N_{2j}} x_j \\ &= \frac{1}{N} \sum_{j=1}^J \frac{N_{2j}(n_{11j} - p_{11j}N_{1j}) - \phi_j N_{1j}(n_{21j} - p_{21j}N_{2j})}{N_{1j}\phi_j + N_{2j}} x_j \\ & \quad + \sum_{j=1}^J (p_{11j} - \phi_j p_{21j}) \left( \frac{N_{1j}N_{2j}/N}{N_{1j}\phi_j + N_{2j}} - \frac{P_{1j}P_{2j}}{P_{1j}\phi_j + P_{2j}} \right) x_j. \end{aligned}$$

The first term can be shown to be

$$\begin{aligned} & \frac{1}{N} \sum_{j=1}^J \frac{N_{2j}(n_{11j} - p_{11j}N_{1j}) - \phi_j N_{1j}(n_{21j} - p_{21j}N_{2j})}{N_{1j}\phi_j + N_{2j}} x_j \\ &= \frac{1}{N} \sum_{j=1}^J \frac{P_{2j}(n_{11j} - p_{11j}N_{1j}) - \phi_j P_{1j}(n_{21j} - p_{21j}N_{2j})}{P_{1j}\phi_j + P_{2j}} x_j + o_p(N^{-1/2}). \end{aligned}$$

The second term can be shown to be

$$\begin{aligned}
& \sum_{j=1}^J (p_{11j} - \phi_j p_{21j}) \left( \frac{N_{1j} N_{2j} / N}{N_{1j} \phi_j + N_{2j}} - \frac{P_{1j} P_{2j}}{P_{1j} \phi_j + P_{2j}} \right) x_j \\
&= \sum_{j=1}^J (p_{11j} - \phi_j p_{21j}) \frac{(\frac{N_{1j}}{N} - P_{1j}) P_{2j}^2 + (\frac{N_{2j}}{N} - P_{2j}) \phi_j P_{1j}^2}{(P_{1j} \phi_j + P_{2j})^2} x_j + o_p(N^{-1/2}) \\
&= \sum_{j=1}^J (p_{11j} - \phi_j p_{21j}) \frac{\frac{N_{1j}}{N} P_{2j}^2 + \frac{N_{2j}}{N} \phi_j P_{1j}^2}{(P_{1j} \phi_j + P_{2j})^2} x_j + o_p(N^{-1/2}),
\end{aligned}$$

where the last step follows because by (23),

$$\sum_{j=1}^J (p_{11j} - \phi_j p_{21j}) \frac{P_{1j} P_{2j}^2 + P_{2j} \phi_j P_{1j}^2}{(P_{1j} \phi_j + P_{2j})^2} x_j = \sum_{j=1}^J (p_{11j} - \phi_j p_{21j}) \frac{P_{1j} P_{2j}}{P_{1j} \phi_j + P_{2j}} x_j = 0.$$

The desired expansion follows by collecting the preceding results.

As an auxiliary result, we show that  $\hat{h}_j(Y, \delta, Z; \gamma)$  coincides with  $\hat{h}_j^{\text{LW}}(Y, \delta, Z; \gamma)$  in Remark 11. By definition,  $\hat{h}_j(Y, \delta, Z; \gamma)$  can be calculated as

$$\begin{aligned}
\hat{h}_j(Y, \delta, Z; \gamma) &= \frac{N_{2j}}{N_{1j} \phi_j(\gamma) + N_{2j}} (I_{11j} - \hat{p}_{11j} I_{1j}) - \frac{N_{1j} \phi_j(\gamma)}{N_{1j} \phi_j(\gamma) + N_{2j}} (I_{21j} - \hat{p}_{21j} I_{2j}) \\
&\quad + \frac{\hat{p}_{11j} - \phi_j(\gamma) \hat{p}_{21j}}{\{N_{1j} \phi_j(\gamma) + N_{2j}\}^2} \{N_{2j}^2 I_{1j} + \phi_j(\gamma) N_{1j}^2 I_{2j}\} \\
&= \frac{N_{2j}}{N_{1j} \phi_j(\gamma) + N_{2j}} I_{11j} - \frac{N_{1j} \phi_j(\gamma)}{N_{1j} \phi_j(\gamma) + N_{2j}} I_{21j} \\
&\quad + \frac{(n_{11j} + n_{21j}) \phi_j(\gamma)}{(N_{1j} \phi_j(\gamma) + N_{2j})^2} (-N_{2j} I_{1j} + N_{1j} I_{2j}),
\end{aligned}$$

which can be verified to be identical to  $\hat{h}_j^{\text{LW}}(Y, \delta, Z; \gamma)$ .  $\square$

### Proof of Proposition 7.

The proof is similar to that of Proposition 7. First, it can be shown that  $\hat{\beta}^{(w)}$  converges in probability to  $\bar{\beta}^{(w^2)}$  solving (24), and  $N^{1/2}(\hat{\beta}^{(w)} - \bar{\beta}^{(w^2)})$  converges in distribution to  $N(0, \Sigma^{(w^2)})$ , with  $\Sigma^{(w^2)}$  in the stated sandwich form, where  $H^{(w^2)}(\beta)$  is defined in Proposition 7, but  $G^{(w^2)}(\beta)$  is defined such that

$$\frac{1}{N^{1/2}} \sum_{j=1}^J \frac{n_{11j} n_{22j} - \psi_j n_{12j} n_{21j}}{N_{1j} \psi_j + N_{2j}} x_j \rightarrow N(0, G^{(w^2)}(\beta)).$$

Here and subsequently,  $\psi_j = \psi_j(\beta)$  and  $\beta$  is evaluated at  $\bar{\beta}^{(w2)}$ . To complete the proof, it suffices to show that

$$\frac{1}{N} \sum_{j=1}^J \frac{n_{11j}n_{22j} - \psi_j n_{12j}n_{21j}}{N_{1j}\psi_j + N_{2j}} x_j = \frac{1}{N} \sum_{i=1}^N \sum_{j=1}^J g_j(Y_i, \delta_i, Z_i; \beta) x_j + o_p(N^{-1/2}).$$

Consider the decomposition using (24) and the previous decomposition (S3),

$$\begin{aligned} & \frac{1}{N} \sum_{j=1}^J \frac{n_{11j}n_{22j} - \psi_j n_{12j}n_{21j}}{N_{1j}\psi_j + N_{2j}} x_j \\ &= \frac{1}{N} \sum_{j=1}^J \frac{N_{2j}(p_{22j} + \psi_j p_{21j})(n_{11j} - p_{11j}N_{1j}) - \psi_j N_{1j}(p_{11j} + \psi_j p_{12j})(n_{21j} - p_{21j}N_{2j})}{N_{1j}\psi_j + N_{2j}} x_j \\ &+ \frac{1}{N} \sum_{j=1}^J \frac{(\psi_j - 1)(n_{11j} - N_{1j}p_{11})(n_{21j} - N_{2j}p_{21j})}{N_{1j}\psi_j + N_{2j}} x_j \\ &+ \sum_{j=1}^J (p_{11j}p_{22j} - \psi_j p_{12j}p_{21j}) \left( \frac{N_{1j}N_{2j}/N}{N_{1j}\psi_j + N_{2j}} - \frac{P_{1j}P_{2j}}{P_{1j}\psi_j + P_{2j}} \right) x_j. \end{aligned}$$

The first term can be shown to be

$$\begin{aligned} & \frac{1}{N} \sum_{j=1}^J \frac{N_{2j}(p_{22j} + \psi_j p_{21j})(n_{11j} - p_{11j}N_{1j}) - \psi_j N_{1j}(p_{11j} + \psi_j p_{12j})(n_{21j} - p_{21j}N_{2j})}{N_{1j}\psi_j + N_{2j}} x_j \\ &= \frac{1}{N} \sum_{j=1}^J \frac{P_{2j}(p_{22j} + \psi_j p_{21j})(n_{11j} - p_{11j}N_{1j}) - \psi_j P_{1j}(p_{11j} + \psi_j p_{12j})(n_{21j} - p_{21j}N_{2j})}{P_{1j}\psi_j + P_{2j}} x_j + o_p(N^{-1/2}). \end{aligned}$$

The second term can be shown to be  $o_p(N^{-1/2})$ . The third term can be shown to be

$$\begin{aligned} & \sum_{j=1}^J (p_{11j}p_{22j} - \psi_j p_{12j}p_{21j}) \left( \frac{N_{1j}N_{2j}/N}{N_{1j}\psi_j + N_{2j}} - \frac{P_{1j}P_{2j}}{P_{1j}\psi_j + P_{2j}} \right) x_j \\ &= \sum_{j=1}^J (p_{11j}p_{22j} - \psi_j p_{12j}p_{21j}) \frac{(\frac{N_{1j}}{N} - P_{1j})P_{2j}^2 + (\frac{N_{2j}}{N} - P_{2j})\psi_j P_{1j}^2}{(P_{1j}\psi_j + P_{2j})^2} x_j + o_p(N^{-1/2}) \\ &= \sum_{j=1}^J (p_{11j}p_{22j} - \psi_j p_{12j}p_{21j}) \frac{\frac{N_{1j}}{N}P_{2j}^2 + \frac{N_{2j}}{N}\psi_j P_{1j}^2}{(P_{1j}\psi_j + P_{2j})^2} x_j + o_p(N^{-1/2}), \end{aligned}$$

where the last step follows because by (24),

$$\sum_{j=1}^J (p_{11j}p_{22j} - \psi_j p_{12j}p_{21j}) \frac{P_{1j}P_{2j}^2 + P_{2j}\psi_j P_{1j}^2}{(P_{1j}\psi_j + P_{2j})^2} x_j = \sum_{j=1}^J (p_{11j}p_{22j} - \psi_j p_{12j}p_{21j}) \frac{P_{1j}P_{2j}}{P_{1j}\psi_j + P_{2j}} x_j = 0.$$

The desired expansion follows by collecting the preceding results.  $\square$

Table S1: Comparison of estimates from additional simulations of  $2 \times 2$  tables

	Point	SD	bSE	rSE		Point	SD	bSE	rSE
$(N_{1j}, N_{2j}) = (30, 20)$ and $J = 4$									
MH	.7045	.3381	.3356	.3370					
wMH	.7045	.3381	.3356	.3370	BP	.2893	.1410	.1433	.1422
CML	.7002	.3357	.3338	NA	oldBP	.2893	.1410	.2145	NA
$(N_{1j}, N_{2j}) = (3, 2)$ and $J = 40$									
MH	.7109	.3466	.3492	.3525					
wMH	.7109	.3466	.3492	.3525	BP	.3419	.1684	.1725	.1720
CML	.7061	.3426	.3455	NA	oldBP	.3419	.1684	.2391	NA

Note: Log odds ratio =  $\log(2) = .6931$ .

## IV Additional numerical results

Table S1 presents simulation results from two settings where the probabilities  $(p_{11j}, p_{21j})$  are spread out in  $(0, 1)$ . For the first setting,  $J = 4$  tables are simulated with log odds ratio  $\psi_j = \log(2)$ , probabilities  $p_{11j} = .05 + .2j$  between .25 and .85 for  $j = 1, \dots, 4$ , and binomial sizes  $(N_{1j}, N_{2j}) = (30, 20)$ . This corresponds to asymptotic Setting I (large tables). For the second setting,  $J = 40$  tables are simulated with log odds ratio  $\psi_j = \log(2)$ , probabilities  $p_{11j} = .05 + .02j$  between .07 and .85 for  $j = 1, \dots, 40$ , and binomial sizes  $(N_{1j}, N_{2j}) = (3, 2)$ . This corresponds to asymptotic Setting II (many sparse tables). In these two settings with common odds ratios and constant  $(N_{1j}, N_{2j})$  in  $j$ , the weighted Mantel–Haenszel estimator reduces to the unweighted Mantel–Haenszel estimator. The model-based and model-robust variance estimators for wMH and CML reasonably match the Monte Carlo standard deviations. The BP point estimator, being centered around a target probability ratio, is smaller than the true log odds ratio  $\log(2)$ . The model-based variance estimator on the row BP agrees with the Monte Carlo standard deviation, but the commonly reported variance estimator on the row oldBP is biased upward.

Figure S1 shows the Kaplan–Meier survival curves in the two groups for the Veteran’s lung cancer data and discretized data. The two survival curves cross each other, indicating non-proportional hazards over time between the two groups.

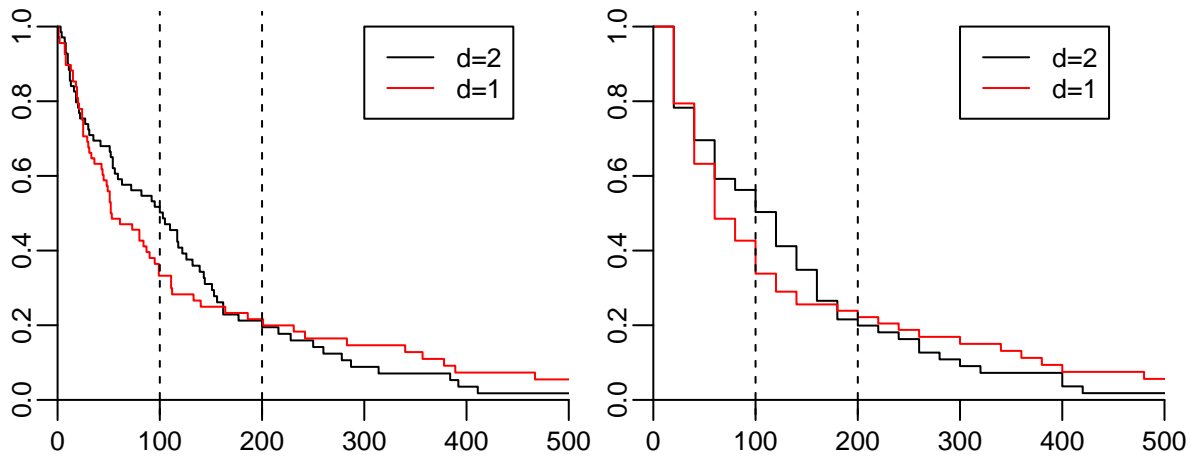


Figure S1: Kaplan–Meier survival curves for the original (left) and discretized data (right) from Veteran’s lung cancer trial.

Figure S2 shows the Kaplan–Meier survival curves for finely and coarsely discretized data, simulated from Weibull distributions. Figure S3 shows the true log probability and odds ratios over time from the two Weibull distributions. The log probability and odds ratios are virtually the same for finely discretized data, but the log probability ratios are closer to 0 than log odds ratios for coarsely discretized data.

## Supplement References

Flanders, W.D. (1985) A new variance estimator for the Mantel–Haenszel odds ratio, *Biometrics*, 41, 637–642.

Tan, Z. (2004) On a likelihood approach for Monte Carlo integration, *Journal of the American Statistical Association*, 99, 1027–1036.

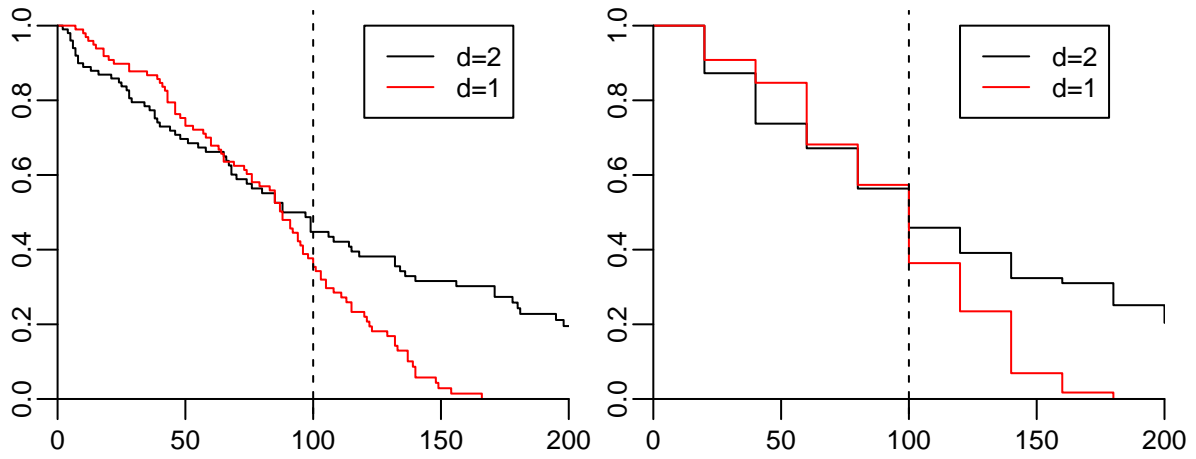


Figure S2: Kaplan–Meier survival curves for finely (left) and coarsely (right) discretized data from Weibull distributions. The time axis is rescaled by 100.

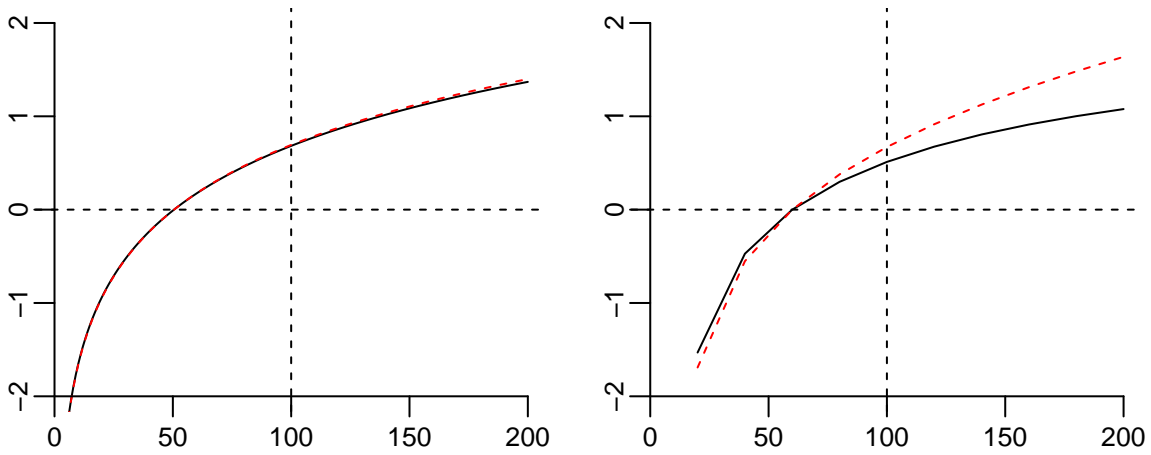


Figure S3: Log probability ratios (solid) and log odds ratios (dashed) over time for the two Weibull distributions used in the simulations, finely (left) and coarsely (right) discretized. The time axis is rescaled by 100.