

Adversarial Risk Analysis for First-Price Sealed-Bid Auctions

Muhammad Ejaz, Chaitanya Joshi and Stephen Joe

Mar 18, 2020

Abstract

Adversarial Risk Analysis (ARA) is an upcoming methodology that is considered to have advantages over the traditional decision theoretic and game theoretic approaches. ARA solutions for first-price sealed-bid (FPSB) auctions have been found but only under strong assumptions which make the model somewhat unrealistic. In this paper, we use ARA methodology to model FPSB auctions using more realistic assumptions. We define a new utility function that considers bidders' wealth, we assume a reserve price and find solutions not only for risk-neutral but also for risk-averse as well as risk-seeking bidders. We model the problem using ARA for non-strategic play and level- k thinking solution concepts.

Keywords: Adversarial risk analysis, Bayesian Game theory, First-price sealed-bid auctions, Bayesian methods

1 Introduction

1.1 Decision vs Game Theoretic Approaches

The use of auctions is from time immemorial. The first modern academic paper for *first-price sealed-bid* (FPSB) auctions¹ was presented by Friedman

¹Bidders place their bids in sealed envelopes and simultaneously hand over them to the auctioneer. Those envelopes are then opened and the bidder with the highest bid wins and pays the amount equal to the bid.

[1956] and used *decision theoretic* approach. Further work using decision theoretic models followed. Capen et al. [1971] and Keefer et al. [1991] reported that in practice, bidders do indeed use decision theory. Rothkopf and Harstad [1994] critically analysed the models available for auctions design and bidding strategy in real situations and concluded that bidders were using decision theoretic models to decide upon their bids. Rothkopf [2007] gave several arguments that for FPSB auctions, decision theory dominates game theory. Engelbrecht-Wiggans and Katok [2007] also use decision theoretic model for these auctions assuming risk-neutral bidders while taking into account bidder's winning and losing regret. Wang and Guo [2017] developed a decision theoretic model to find the optimal bid for a bidder in these auctions and stated that risk neutral *Bayes Nash equilibrium* (BNE) cannot account for a bidder's actual behaviour in bidding.

On the other hand, a large number of *Bayesian game theoretic* approaches have been proposed for the FPSB auctions as well. Vickrey [1961] analysed n bidders in FPSB auctions using Bayesian game theory with the values drawn from a uniform distribution with common support. Criesmer et al. [1967] analysed the BNE of FPSB auctions in which bidders' valuations were drawn from uniform distributions with different supports, while Wilson [1969] developed the first closed form equilibrium analysis with the common value model (value of the auctioned item is same for all bidders). Riley and Samuelson [1981] extended Vickrey's analysis to n bidders whose values were drawn independently and identically from a general commonly known distribution that was strictly increasing and differentiable. Then, Myerson [1981] and Milgrom and Weber [1982], among others, also used Bayesian game theoretic model for auctions. Cox et al. [1982a] and Cox et al. [1982b] generalised the Vickrey's model to the case of risk-averse bidders who have the *constant relative risk aversion* (CRRA) utility functions. The CRRA utility function is defined later in Subsection 1.3. Maskin and Riley [2000] analysed FPSB auctions assuming the valuations of each bidder is drawn from commonly known different distributions. Goeree et al. [2002], Bajari and Hortacsu [2005], Campo et al. [2011], Gentry et al. [2015], Li and Tan [2017] among others also used Bayesian game theoretic models for auctions.

However, both these approaches have their drawbacks. While a decision theoretic approach does not require the *common knowledge* assumption, it does assume that the other bidders are non-strategic. Assuming non-strategic bidders may be unrealistic because bidders may often be strategic. On the other hand, using a Bayesian game theoretic model requires a strong common

knowledge assumption that all bidders who are considered to be strategic, draw their valuation for the auctioned item from a commonly known distribution. The common knowledge assumption can also be unrealistic because the bidders may draw their valuation from different distribution(s) and the distribution used by one bidder is usually not commonly known to others. In fact, often the bidders will try and keep their information secret so as to gain competitive advantage. Also, finding a BNE becomes increasingly difficult as the games get more realistic (more complex) and often it may be that a unique BNE solution to a given game does not exist.

1.2 Adversarial Risk Analysis

To overcome the shortcomings of both the decision theoretic as well as the Bayesian game theoretic approaches, Ríos Insua et al. [2009] introduced an approach called the *adversarial risk analysis* (ARA) to model the decision making problems in the presence of an intelligent adversary such as those encountered in cyber-security, counter-terrorism, war, politics, auctions, etc. ARA is a Bayesian approach because subjective distributions are used to model the uncertainties about the outcomes and about the unknown preferences, beliefs and capabilities of intelligent adversaries. However, unlike the Bayesian game theory, ARA does not require that these subjective distributions be the same for all the players and that they be commonly known. Another important difference to Bayesian game theory is that ARA aims to solve the decision making problem for just one of the player's and does not aim to find an equilibrium solution for all the players. For this reason, finding an ARA solution is relatively less difficult even for complex problems. Since its introduction, it has been used to model a variety of problems such as network routing for insurgency (Wang and Banks [2011]), international piracy (Sevillano et al. [2012]), counter-terrorism (Ríos and Ríos Insua [2012]), autonomous social agents (Esteban and Ríos Insua [2014]), urban security resource allocation (Gil et al. [2016]), adversarial classification (Naveiro et al. [2019]), counter-terrorist online surveillance (Gil and Parra-Arnau [2019]), cyber-security (Ríos Insua et al. [2019]) and insider threat (Joshi et al. [2019]).

We will illustrate how ARA works by considering a two player game between Brenda (B), and Charles (C). Let b and c be the choices they make from their respective sets of actions \mathcal{B} and \mathcal{C} . The resulting outcome S is a chance variable which takes a value s from a set of possible outcomes

\mathcal{S} . Let $u_B(b, c, s)$ and $u_C(b, c, s)$ be the utility functions that determine the utilities received by Brenda and Charles respectively, given a pair of actions (b, c) and outcome s . Suppose that we are solving the problem for Brenda. Then, a typical objective (although, other objectives are possible too) will be to find the optimal action b^* that maximizes her expected utility. Figure 1 represents this game in the form of a bi-agent influence diagram (BAID) where rectangles, circles and hexagons represent decision, chance and utility nodes respectively. Figure 1a represents this game from both Brenda and Charles's point of view while Figure 1b represents this game from Brenda's point of view only where, Charles's decision node is now a chance node for Brenda because she is uncertain about his actions.

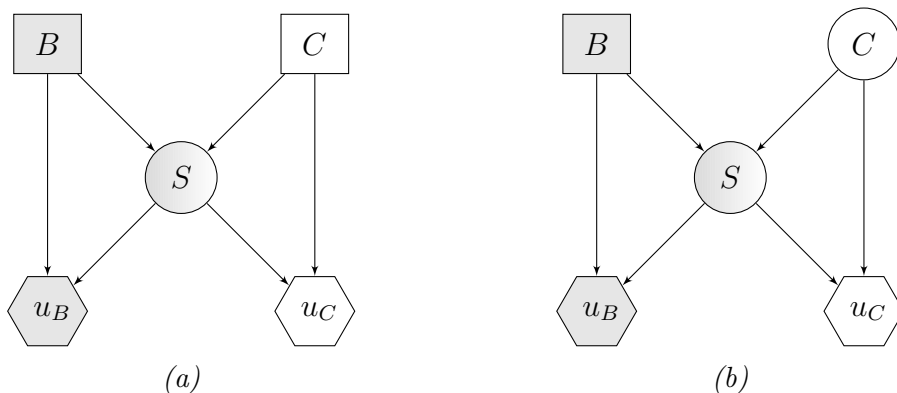


Figure 1: (a) The BAID for the two player simultaneous game (b) The BAID for the two players from Brenda's perspective

The basic idea behind finding an ARA solution is to *integrate out* the uncertainties at the chance nodes and *maximize* the expected utility at the decision nodes. When solving the problem for Brenda, we have two chance nodes, namely C and S and the sole decision node B . ARA can be solved using backward induction. We can solve the problem for Brenda as follows. We first find her expected utility by taking into account her uncertainty about the outcomes S

$$\Psi_B(b, c) = \int u_B(b, c, s) p_B(s|b, c) ds,$$

where $p_B(s|b, c)$ denotes Brenda's uncertainty in S given actions b and c . Next, we can find her expected utility by taking into account her uncertainty

about Charles's actions as

$$\Psi_B(b) = \int \Psi_B(b, c) p_B(c) dc, \quad (1)$$

where $p_B(c)$ is Brenda's uncertainty in C . Finally, we can find the optimal action b^* that maximizes her expected utility as

$$b^* = \operatorname{argmax}_{b \in \mathcal{B}} \Psi_B(b).$$

The main challenge in the above modelling is to determine $p_B(c)$. Brenda may elicit $p_B(c)$ either by using her subjective beliefs or by using data on the past auction bids by Charles on similar items or by using an expert opinion. But, she could also choose to elicit $p_B(c)$ by modelling Charles's strategic thinking process. For example, she may believe that Charles is an expected utility maximizer, just like her, and would choose the action c^* that maximizes his expected utility. She can aim to find c^* , if Charles's utility function $u_C(b, c, s)$ and his probabilities $p_C(b)$ and $p_C(s|b, c)$ are available to her. However, these quantities are typically not available to her. She can model her uncertainty about Charles's utility and his probabilities through eliciting random utility $U_C(b, c, s)$ and random probabilities $P_C(b)$ and $P_C(s|b, c)$. Then, following a backward induction approach similar to her own, she can find Charles's random expected utility as

$$\Psi_C(c) = \int \Psi_C(b, c) P_C(b) db,$$

where

$$\Psi_C(b, c) = \int U_C(b, c, s) P_C(s|b, c) ds.$$

Then, she could find his random optimal action C^* as

$$C^* = \operatorname{argmax}_{c \in \mathcal{C}} \Psi_C(c).$$

Finally, she could find her required predictive distribution $p_B(c)$ about Charles's action c as

$$\int_{-\infty}^c p_B(\varphi) d\varphi = \Pr(C^* \leq c). \quad (2)$$

We have assumed in our notation above that the sets of actions \mathcal{B} and \mathcal{C} and the set of outcomes \mathcal{S} are open intervals or unions of open intervals that

contain infinitely many points. If any of these sets were of finite cardinality then the corresponding integrals would be replaced by sums.

In the above analysis, we have assumed that Charles is an expected utility maximizer when assessing $p_B(c)$. However, this probability can be assessed by assuming that Charles uses a number of alternative solution concepts. For example, Brenda can solve this problem by assuming that Charles is a non-strategic player or that he is a level- k thinker or that he uses BNE to determine his optimal action and so on. An ARA solution can be found for each of these solution concepts. See Banks et al. [2015] for details and also for how ARA can be used to solve different types of games, such as sequential games, multi-player games, etc.

Banks et al. [2015] modelled FPSB auctions assuming that each bidder is risk-neutral. They derived ARA solutions assuming that the opponent has different solution concepts such as non-strategic play, minimax perspective, level- k thinking, mirror equilibrium and BNE. However, they did not consider a bidder's wealth while defining their utility function. Also, they did not model risk-averse or risk-seeking behaviour of the bidders. They also did not consider reserve price for the auctioned item which is a common practice in FPSB auctions. In reality, however, it is well known that bidder's wealth, their risk appetite and whether the item had a reserve price or not, all play a role in determining the bid the item may attract. In this paper, we aim to model FPSB auctions considering these factors and derive ARA solutions for the non-strategic play and level- k thinking solution concepts.

1.3 Utility Function

First we define the three risk behaviours modelled in this paper. It is important to note that in the context of auctions, *risk* relates to the risk of not winning the item. A risk-neutral bidder is defined as the one who is indifferent to risk when making a bidding decision. A risk-neutral behaviour could either be due to a rational decision making process and a person taking a calculated balanced approach or it could be an emotional preference whereby the person simply does not focus on the risk involved. Risk-averse bidders are the bidders who do not want to lose the item. Thus, they bid more aggressively than the risk-neutral bidders. On the other hand, risk-seeking bidders are the bidders who are keen to get the item at a low price. Thus, they bid less aggressively than the risk-neutral bidders. Previous literature

reveals that risk aversion is an important determinant of bidders' bidding behaviour in auctions [see e.g. Milgrom and Weber, 1982, Maskin and Riley, 1984, Gentry et al., 2015, among others]. Specifically in FPSB auctions, a bidder does not really know about other bidders' behaviours. For this reason, risk aversion is more significant to be taken into account for these auctions [see e.g. Cox et al., 1988, Kagel, 1995, Dorsey and Razzolini, 2003].

A commonly used utility function in the literature of auctions for risk-averse bidders is the CRRA utility function and it is so because of its computational ease (Holt and Laury [2002]). A basic CRRA utility function for a bidder having wealth w is defined as

$$u(w) = w^r, \quad w > 0, \quad (3)$$

where, $(1 - r) = -wu''(w)/u'(w)$ is the coefficient of CRRA or Arrow-Pratt measure of relative risk-aversion [Pratt, 1964, Arrow, 1965]. The coefficient of CRRA measures the proportion of wealth an individual will choose to hold on a risky asset, for a given level of wealth w . The utility function (3) is strictly convex for $1 < r \leq 2$ which represents the risk-seeking behaviour, it is linear for $r = 1$ which represents the risk-neutral behaviour and it is strictly concave for $0 < r < 1$ which represents the risk-averse behaviour [see e.g. Holt and Laury, 2002, for more details].

Cox et al. [1982a, 1985], Maréchal and Morand [2011], among others, used (3) without considering bidders' wealth and defined their utility function as

$$u(b, v) = (v - b)^r,$$

where, v is a bidder's true value and b is the successful bid.

On the other hand, for example, Lu and Perrigne [2008], Li and Tan [2017], among others, used (3) while also considering bidders' wealth and defined their utility function in case of their successful bid as

$$u(b, v, w) = (w + v - b)^r, \quad (4)$$

where, they assumed that all bidders have the same wealth $w \geq 0$.

However, in Section 2 we show that this utility function is unrealistic for multiple reasons. We propose a new utility function that is more realistic and does not have the drawbacks that (4) has.

Normal goods: In Economic theory a good that has positive income elasticity is defined as a *normal good*. That is, demand for a normal good rises when

income increases and falls when the income falls (see, for example, Goeree [2016], Hoboken [2013], Fisher [1990], Jeffrey [2015]). It is an item for which a person’s demand increases with increase in her wealth [Baisa, 2017]. The items that are typically considered to be normal include consumables, but also items such as collectibles, houses, cars, jewelry, etc. The FPSB auction has been used in Japan to sell dried fish which could be considered as a normal item.

Thus, when bidding on a normal item, a bidder could be more risk-averse (or less risk-seeking) with increase in their wealth. That is, relative wealth and risk behaviour are linked and it is therefore not enough to model the risk behaviour by using a CRRA parameter that is not directly linked to the relative wealth. However, except for [Baisa, 2017], the type of goods auctioned has not specifically been taken into account when defining utility functions and CRRA parameters.

1.4 Contributions in this Paper

The main contributions contained in this paper are as follows:

- We extend Banks et al. [2015] by developing ARA solutions for non-strategic play and level- k thinking solution concepts for a realistic case, where in,
 - we consider a reserve price for the auctioned item (typically, known to each bidder in advance).
 - we take into account bidders’ wealth.
 - we find solutions not only for risk-neutral bidders but also for risk-averse and risk-seeking bidders.
- we assume that the auctioned item is normal and define a new bidder’s CRRA utility function.
- unlike the utility function (4), where it is assumed that all bidders have same wealth, we assume that the bidders may have different wealths.
- we use the CRRA parameter r and also define a new CRRA parameter a to incorporate the effect of increase in wealth on bidder’s risk behaviour.

1.5 Structure of the Paper

In this paper, we assume that we are finding ARA solutions for Brenda (B) against her opponent Charles (C) in an FPSB auction. The remainder of the paper is organised as follows. In Section 2, we propose our new utility function and the new CRRA parameters. In Section 3, we derive ARA solution for the FPSB game where Brenda assumes that Charles is a non-strategic player. In Section 4, we derive the solution where Brenda assumes that Charles is a level- k thinker. In both the Sections 3 and 4, we also illustrate the ARA solutions with detailed numerical examples. Finally, in Section 5, we discuss the results we obtained in this paper and sketch ideas for further work.

2 New Utility Function and New CRRA Parameters

2.1 Drawbacks of utility function (4)

For the utility function (4), the wealth w has been defined in many ways in the auction literature. For example, $w \geq 0$ [Lu and Perrigne, 2008, Li and Tan, 2017], $0 \leq w \leq \bar{w}$, where \bar{w} is the upper support of wealth among n bidders [Gentry et al., 2015] and $w > \varrho$, where ϱ is the entry cost of auction [Li et al., 2015]. However, none of these constraints incorporate the bid value which is rather important because the bidder can pay the amount of her successful bid b only when her wealth is greater than or equal to her bid i.e. $w \geq b$. Indeed, the utility function (4) will yield a positive utility even when $b > w$ (as long as $w + v \geq b$) and therefore the bidder does not have the ability to buy the item. This is unrealistic.

For the sake of simplicity of the notation, we assume that the auction has no entry cost. Alternatively, we could also assume that w is the wealth after discounting the entry cost. Then, using (4), Brenda's expected utility would be of the form

$$\Psi_1 = (w + v - b)^r F(b) + w^r [1 - F(b)], \quad (5)$$

where $F(b)$ is Brenda's probability of winning the auctioned item. The expected utility function (5) has been used by for example, Gentry et al. [2015] and Li and Tan [2017] in game theoretic perspective among others. In (5), w^r has been taken as Brenda's utility in case of not winning the auctioned

item with probability $[1 - F(b)]$. However, this implies that where Brenda is a risk averse bidder ($0 < r < 1$) or a risk-seeking bidder ($1 < r \leq 2$), her wealth will change when she fails to win the item. This is unrealistic too since in a typical FPSB auction, the bidder's wealth remains unchanged upon losing the bid.

Having w unconstrained with respect to b can lead to unrealistic solutions. For example, not only can the optimal bid value b^* be greater than w , but also, b^* could decrease as w increases which is inconsistent with the item being normal. We illustrate this using a simple example.

Example 1 *Suppose that Brenda has true value $v = \$150$ for the auctioned item which has no reserve price. From her subjective belief about Charles, let's assume that she elicits the distribution $F(c) = \frac{9c}{8 \times 200} - \frac{c^3}{8 \times 200^3}$ on Charles's bid c [Banks et al., 2015]. To find her optimal bid, she can replace c by b to obtain $F(b)$, her probability of winning the item. Using the expected utility function (5), Brenda can find her optimal bid by solving the following equation*

$$b^* = \operatorname{argmax}_{b \in \mathbb{R}^+} [\{w + v - b\}^r F(b) + w^r \{1 - F(b)\}]. \quad (6)$$

Table 1: Brenda's optimal bids b^* using expected utility function (5) with different wealth and risk-aversion levels

r	0.90	0.50	0.10	0.05
$w = 0$	78.93	99.88	135.84	148.38
$w = 50$	76.44	82.14	87.51	88.15
$w = 150$	75.69	78.46	81.12	81.44

Table 1 shows that b^* increases with increase in her risk-aversion, which is realistic. However, it also shows that b^* decreases with her wealth w , which is unrealistic when the item is normal, because the demand of the normal item increases with wealth [Baisa, 2017]. Further, it shows that b^* can be much higher than her wealth w i.e. $b^* > w$ especially for higher risk-aversion levels ($r = 0.10$ or 0.05).

Now, if we assume that $w = 0$, then the expected utility function (5) would be of the form

$$\Psi_1 = (v - b)^r F(b). \quad (7)$$

This function has been used for risk-averse bidders by Cox et al. [1982a] and Cox et al. [1985], among others, and by Banks et al. [2015] for risk-neutral bidders. The first row of Table 1 shows Brenda’s optimal bids for this special case where $w = 0$. Finding b^* using (7) is also unrealistic again because $b^* > w$.

2.2 New CRRA Parameters

When an item is normal, the bidders’ willingness to pay for it increases with their wealth [Baisa, 2017]. We propose to introduce an additional risk behaviour parameter a that will change with the relative change in circumstances of the bidder’s wealth. The original risk behaviour parameter r will remain unchanged and will denote the baseline risk behaviour level of the bidder. This relative change in circumstances could occur in two specific cases; firstly, when the bidder’s wealth changes and secondly, when bidder attempts to model the risk behaviour of their opponent. We describe how the new parameter a can be defined in each of these cases.

Firstly, to model Brenda’s risk behaviour at an increase level of her wealth compared with her own lower level of wealth, we modify the CRRA parameter as follows: We define r_B to be Brenda’s baseline risk behaviour parameter which represents her natural risk appetite at her wealth, say w_1 . Note that r_B is the same as the r we defined earlier in Subsection 1.3. Lets assume that her circumstances change (e.g. she gains an inheritance) and her wealth is increased to w_2 ($w_2 > w_1$). At this increased wealth level, we expect her to be more risk-averse (or less risk-seeking) for the same auctioned item (since the item is assumed normal). So, we modify her risk behaviour parameter having wealth w_2 relative to wealth w_1 as

$$a_B = \begin{cases} r_B^{\frac{1}{h}} & \text{if } 0 < r_B < 1 \\ r_B & \text{if } r_B = 1 \\ r_B^h & \text{if } 1 < r_B \leq 2, \end{cases} \quad (8)$$

where, we define $0 < h = w_1/w_2 < 1$, when $w_1 < w_2$. Note that here, for $0 < r_B \leq 2$ ($r_B \neq 1$), $a_B < r_B$ i.e. if Brenda was risk-averse (risk-seeking) at wealth level w_1 , then she is even more risk-averse (less risk-seeking) at wealth level w_2 . Also, when $r_B = 1$, $a_B = r_B$ i.e. if Brenda was risk-neutral at wealth level w_1 , she is also risk-neutral at wealth level w_2 . There is no change to her risk behaviour (that is, $a_B = r_B$) if her wealth decreases.

Secondly, when Brenda is bidding against Charles who has wealth w_C , we modify their CRRA parameters as follows: If Brenda believes that Charles has wealth w_C , we define R_C as Charles's natural risk appetite for the auctioned item that Brenda believes. In this case, Brenda could draw R_C from a uniform distribution U with support $(0, 1)$ if she believes that Charles is a risk-averse bidder. She could draw R_C from a uniform distribution U with support $(1, 2]$ if she believes that Charles is a risk-seeking bidder. In this case, we assume that Brenda has wealth w_B where $w_B > w_C$ i.e. Brenda has more wealth than Charles. Thus, Brenda's risk behaviour parameter in this case would be same as defined in (8) with $0 < h = w_C/w_B < 1$. However, if Brenda believes that Charles has more wealth than her i.e. $w_C > w_B$, she can modify Charles's risk-behaviour parameter as

$$A_C = \begin{cases} R_C^{\frac{1}{h}} & \text{if } 0 < R_C < 1 \\ R_C & \text{if } R_C = 1 \\ R_C^h & \text{if } 1 < R_C \leq 2, \end{cases} \quad (9)$$

where $0 < h = w_B/w_C < 1$ and $A_C < R_C$ if Brenda believes that Charles is risk-averse (risk-seeking) bidder in this case. Thus, A_C may take values in the interval $(0, 1)$ if she believes that he is a risk-averse bidder. On the other hand if she believes that he is a risk-seeking bidder, A_C may take values in the interval $(1, 2^h]$ and $A_C = 1$, if she believes that he is a risk-neutral bidder. In this case, Brenda's risk behaviour parameter would remain unchanged i.e. it is $a_B = r_B$ for $0 < r_B \leq 2$.

2.3 New CRRA Utility Function

We propose to modify the utility function so that $w \geq b$ i.e. a bid value can not be greater than wealth. Additionally, since in equilibrium, bidders never bid above their true values [Gentry et al., 2015], we in fact, have that $b \leq v \leq w$, because she can bid and pay an amount $b \leq v$ only if her wealth is at least equal to her true value. Further, we assume that a person's wealth remains unchanged if she loses her bid.

We propose to use the following utility function for Brenda

$$u(b, v, w) = \begin{cases} w + (v - b)^{a_B} & \text{if she wins the bid} \\ w & \text{if she loses the bid,} \end{cases} \quad (10)$$

where, a_B is a modified CRRA parameter defined in Section 2.2. Thus, for our proposed utility function (10), Brenda's expected utility would be of the form

$$\Psi_2 = \{w + (v - b)^{a_B}\}F(b) + w\{1 - F(b)\}. \quad (11)$$

The above equation simplifies to

$$\Psi_2 = w + (v - b)^{a_B}F(b). \quad (12)$$

Thus, using (12), Brenda can find her optimal bid by solving the following equation

$$b^* = \operatorname{argmax}_{b \in \mathbb{R}^+} [w + (v - b)^{a_B}F(b)]. \quad (13)$$

The utility function (10) is more realistic in the sense that it allows Brenda to add up her profit to her wealth after the successful bid. It also allows Brenda to bid strictly less than or equal to her true value v and consequently to bid less than or equal to her wealth at any assumed level of her risk-aversion. Lets assume that Brenda has wealth $w = \$150$, true value $v = \$150$ and $F(b)$ as considered earlier in this Section. Then, using Equation (13), she could get her optimal bids as shown in first row of Table 1 for different assumed risk-aversion levels. Note that she will get these values since her optimal bid is not affected by her wealth in Equation (13). Thus, this function gives the leverage to assume any wealth $w \geq v$ for Brenda and also her optimal bid to be bounded above by her wealth for any assumed risk-aversion level i.e. $b^* \leq v \leq w$.

We define (10) as Brenda's wealth plus her profit where she could be risk-neutral, risk-averse or risk-seeking in her profit. Thus, by letting her profit $v - b = x$, we can show that (10) is a CRRA utility function since

$$\begin{aligned} \frac{d}{dx}[u(x, w)] &= u'(x, w) = a_B x^{a_B-1} \\ \frac{d}{dx}[u'(x, w)] &= u''(x, w) = a_B(a_B - 1)x^{a_B-2} \\ &\text{so} \\ \implies \frac{u''(x, w)}{u'(x, w)} &= \frac{a_B(a_B - 1)x^{a_B-2}}{a_B x^{a_B-1}} \\ \implies 1 - a_B &= -x \frac{u''(x, w)}{u'(x, w)}, \end{aligned}$$

where $(1 - a_B)$ is the coefficient of CRRA that incorporates the effect of increase in wealth on bidder's risk behaviour and is defined in Section 2.2.

3 Non-Strategic Play

In this section, we show how an ARA solution for Brenda's optimal bid can be found when she assumes that Charles is a non-strategic opponent. In this case, Charles will bid an amount that is independent of Brenda's bid. We assume that Brenda bids an amount b , having wealth w_B and true value v_B for the auctioned item. We assume that the auctioned item is normal and it has a reserve price τ such that $\tau < b \leq v_B \leq w_B$. We assume that τ is known in advance to each bidder. We define Brenda's wealth w_B , as the money she has at her disposal. She does not know about Charles's wealth w_C and places a distribution H_{BC} on his wealth. She also does not know about Charles's true value V_C and his bid C for the auctioned item. So, she places a distribution G_{BC} on his true value according to her belief and then finds the distribution of his bid C as defined in Equation (15) below. For Charles, she also believes that $\tau < c \leq v_C \leq w_C$ holds, where v_C and w_C are chosen by Brenda from the distributions G_{BC} and H_{BC} respectively.

Brenda's probability of winning from a bid of amount b is given by

$$F_{BC}(b) = p(C \leq b),$$

where, F_{BC} is the distribution over Charles's bid with support $(\gamma, \kappa] \subseteq \mathbb{R}^+$ with $\gamma \geq \tau$ that Brenda believes and C is the random variable of Charles's bid that she believes. To obtain F_{BC} , Brenda divides her introspection into two parts as G_{BC} , the cumulative distribution function (CDF) that quantifies her uncertainty of Charles's true value and T_{BC} , the CDF that quantifies her uncertainty for the fraction of Charles's true value $p = c/v_C$ that he bids. Note that the supports for G_{BC} and T_{BC} are $(\gamma, \kappa]$ and $(\gamma/v_C, 1]$, respectively. She can then derive her subjective distribution function over $C = PV_C$, the amount of Charles's bid as

$$\begin{aligned} F_{BC}(c) = \mathbb{P}[\gamma < PV_C \leq c] &= \int_{\gamma}^c \int_{\gamma/v_C}^1 g_{BC}(v_C) t_{BC}(p) dp dv_C \\ &+ \int_c^{\kappa} \int_{\gamma/v_C}^{c/v_C} g_{BC}(v_C) t_{BC}(p) dp dv_C. \end{aligned} \quad (14)$$

As $\int_{\gamma/v_C}^1 t_{BC}(p) dp = 1$, the above equation simplifies to

$$F_{BC}(c) = G_{BC}(c) + \int_c^{\kappa} g_{BC}(v_C) T_{BC}(c/v_C) dv_C, \quad (15)$$

where, $g_{BC}(v_C)$ is the probability density function for Charles's true value that Brenda elicits and $t_{BC}(p)$ is the probability density function for the fraction of Charles's true value that Brenda believes he will bid. Equation (14) assumes that Charles's true value V_C and fraction of his true value P are independent. In Equation (14), the whole region of integration has been divided into two regions for the random variables V_C and P in order to find the distribution of C . Figure 2 shows the division of the integration region into these two regions. Area between the two curves shows the integration region between γ and κ . The area A corresponds to first integral part whereas area B corresponds to second integral part of Equation (14).

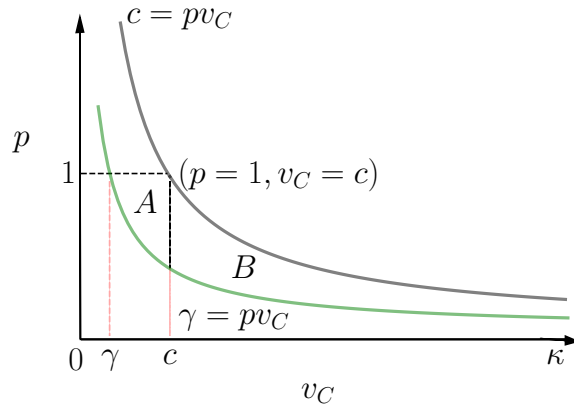


Figure 2: Region of integration when the bid is a proportion of the true value with reserve price τ .

Then, using (10), we rewrite Brenda's expected utility function (11) as

$$\Psi_B = \{w_B + (v_B - b)^{a_B}\} F_{BC}(b) + w_B \{1 - F_{BC}(b)\}.$$

This Equation simplifies to

$$\Psi_B = w_B + (v_B - b)^{a_B} F_{BC}(b), \quad (16)$$

where $F_{BC}(b)$ is her probability that her bid b will be successful. Finally, Brenda's optimal bid b^* may be found by solving the following equation

$$b^* = \operatorname{argmax}_{b > \gamma} [w_B + (v_B - b)^{a_B} F_{BC}(b)]. \quad (17)$$

Numerical methods may often be needed to solve (17) for b^* . Note that b^* is, in fact, a function of a_B and therefore, a function of r_B and w_C . Of which, r_B , being the baseline risk behaviour, is constant for a given player. Therefore, we can re-write (17) as

$$b^*(w_C) = \operatorname{argmax}_{b > \gamma} [w_B + (v_B - b)^{a_B} F_{BC}(b)]. \quad (18)$$

If Brenda has information on Charles's wealth, she can use (18) to find her optimal bid amount. Alternatively, she can take into consideration her uncertainty around w_C and find the expected value of her optimal bid as

$$\mathbb{E}(b^*) = \int b^*(w_C) dH_{BC}(w_C). \quad (19)$$

Comparing the derivation above with the ARA sketch provided in Section 1.2 the reader can note that $F_{BC}(b)$ of (15) is the $p_B(c)$ in (2) obtained by assuming that the opponent is a non-strategic player and that (16) provides the expected utility $\Psi_B(b)$ defined in (1) for this particular problem. Also, note that in the above analysis, we have assumed that all the probability distributions considered are continuous. If any of the distributions are discrete then the corresponding integrals would be replaced by summations.

Example 2 *Suppose Brenda's true value for the item $v_B = \$150$, her wealth $w_B = \$150$ and the auctioned item has a reserve price τ . She could elicit her uncertainty on Charles's true value using a uniform distribution $G_{BC}(v_C) = \frac{(v_C - \gamma)}{\kappa - \gamma}$ with support $(\gamma, \kappa]$, $\gamma \geq \tau$. Since she believes that Charles is a non-strategic player whose bid amount will be independent of Brenda's bid, she could assume a distribution² on p , the proportion of Charles's true value that Brenda believes he will bid, given by $T_{BC}(p) = \frac{p^8 - (\gamma/v_C)^8}{1 - (\gamma/v_C)^8}$ with support $(\gamma/v_C < p \leq 1]$. Finally, suppose that she has a uniform distribution $H_{BC}(w_C) = \frac{w_C - \alpha}{\beta - \alpha}$ on Charles's wealth W_C with support $(\alpha, \beta]$ where $\alpha \geq \gamma$. Then we have that*

$$g_{BC}(v_C) = \frac{1}{\kappa - \gamma}.$$

²The distributions $T_{BC}(p)$ and H_{BC} elicited here are taken from Banks et al. [2015] but with reserve price τ that constrains γ .

Using Equation (15) where c is replaced by b , we get ³

$$\begin{aligned}
F_{BC}(b) = & \frac{b - \gamma}{\kappa - \gamma} + \frac{b^8 - \gamma^8}{\kappa - \gamma} \left[-\frac{\sqrt{2}}{16 \times \gamma^7} \ln\left(\frac{\kappa^2 + \kappa\gamma\sqrt{2} + \gamma^2}{\kappa^2 - \kappa\gamma\sqrt{2} + \gamma^2}\right) \right. \\
& + \frac{\sqrt{2}}{16 \times \gamma^7} \ln\left(\frac{b^2 + b\gamma\sqrt{2} + \gamma^2}{b^2 - b\gamma\sqrt{2} + \gamma^2}\right) - \frac{\sqrt{2}}{8 \times \gamma^7} \tan^{-1}\left(\frac{\kappa\sqrt{2}}{\gamma} + 1\right) \\
& + \frac{\sqrt{2}}{8 \times \gamma^7} \tan^{-1}\left(\frac{b\sqrt{2}}{\gamma} + 1\right) - \frac{\sqrt{2}}{8 \times \gamma^7} \tan^{-1}\left(\frac{\kappa\sqrt{2}}{\gamma} - 1\right) \\
& + \frac{\sqrt{2}}{8 \times \gamma^7} \tan^{-1}\left(\frac{b\sqrt{2}}{\gamma} - 1\right) - \frac{1}{4 \times \gamma^7} \tan^{-1}\left(\frac{\kappa}{\gamma}\right) + \frac{1}{4 \times \gamma^7} \tan^{-1}\left(\frac{b}{\gamma}\right) \\
& \left. + \frac{\ln(\kappa - \gamma)}{8 \times \gamma^7} - \frac{\ln(b - \gamma)}{8 \times \gamma^7} - \frac{\ln(\kappa + \gamma)}{8 \times \gamma^7} + \frac{\ln(b + \gamma)}{8 \times \gamma^7} \right]. \quad (20)
\end{aligned}$$

Suppose $\tau = \$30$ and Brenda believes that G_{BC} has support $(30, 200]$. Then substituting these in (20), she can get $F_{BC}(b)$ which she can then use to find her optimal bid by solving Equation (17) which also takes into consideration her risk appetite.

Now, assuming that Brenda is a risk-neutral bidder i.e. $a_B = 1$, her optimal bid by solving Equation (17) for $w_B = v_B = \$150$ turns out to be $\$88.05$ with probability of winning of 0.415 and with the expected utility of 175.72.

Next, we assume that Brenda is a risk-averse bidder. For the sake of simplicity, we assume that Brenda chooses Charles's wealth w_C to be $\$150$ from the distribution H_{BC} . We assume that Brenda's baseline risk behaviour parameter is r_B when her wealth $w_B = \$150$. She believes that Charles's baseline risk behaviour parameter is R_C at $w_C = \$150$. If Brenda's wealth was to increase to $w_B = \$200$, then, we expect her to be more risk-averse than Charles because she is able to (and willing to since the item is normal) pay a little more to increase her chance of winning the bid. By using (8), we model Brenda's risk-aversion when $w_B = \$200$ relative to $w_B = \$150$ as $a_B = r_B^{\frac{1}{h}} = r_B^{\frac{200}{150}} = r_B^{1.33}$. In Table 2, we show how Brenda's optimal bids, her probabilities of winning and her expected utilities change with change in her wealth and also how they change with change in r_B . It shows that with increase in her wealth to $w_B = \$200$, she is more risk-averse and consequently bids higher than when $w_B = \$150$. In general, it shows that an increase in

³The computations in this paper have been performed by using Maple™

risk aversion leads to higher optimum bid (resulting in a higher probability of winning that bid) but a lower expected utility nonetheless. We also plot these in Figure 3.

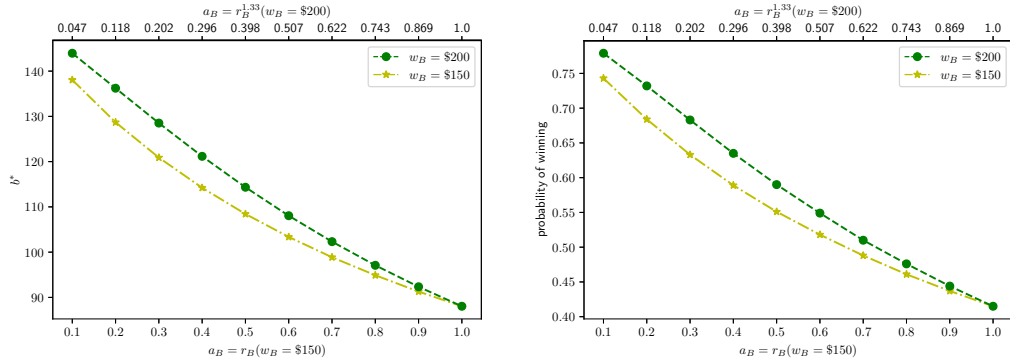
Table 2: Brenda's optimal bids, probabilities of winning and her expected utilities when she is risk-averse and risk-neutral bidder and she thinks that $w_C = \$150$.

$a_B = r_B$ ($w_B = \$150$)	0.10	0.20	0.30	0.40	0.50	0.60	0.70	0.80	0.90	1.00
$b^*(w_C)$	138.06	128.69	120.89	114.22	108.43	103.36	98.87	94.86	91.28	88.05
$F_{BC}(b^*)$	0.743	0.684	0.633	0.589	0.551	0.518	0.488	0.461	0.437	0.415
Ψ_B	150.95	151.26	151.74	152.46	153.55	155.19	157.66	161.40	167.08	175.72
$a_B = r_B^{1.33}$ ($w_B = \$200$)	0.047	0.118	0.202	0.296	0.398	0.507	0.622	0.743	0.869	1.00
$b^*(w_C)$	143.95	136.22	128.52	121.17	114.34	108.05	102.32	97.09	92.35	88.05
$F_{BC}(b^*)$	0.779	0.732	0.683	0.635	0.590	0.549	0.511	0.476	0.444	0.415
Ψ_B	200.85	201.00	201.27	201.72	202.45	203.65	205.65	209.08	215.05	225.72

But often, Brenda may instead be uncertain about W_C and may prefer to take into account her uncertainty and obtain her expected optimal value after doing so. To do this, she can first elicit H_{BC} and then solve (19) using Monte Carlo methods. Suppose she believes that Charles's wealth is uniformly distributed between \$100 and \$300. She will derive a_B as described in Section 2.2, whereby, $a_B = r_B^{1/h}$, for $h = w_C/w_B$, when $w_B > w_C$ and $a_B = r_B$ otherwise. Since W_C is a random variable, so will be A_B . Then, her expected optimal bids, probabilities of winning and expected utilities thus obtained are given in Table 3.

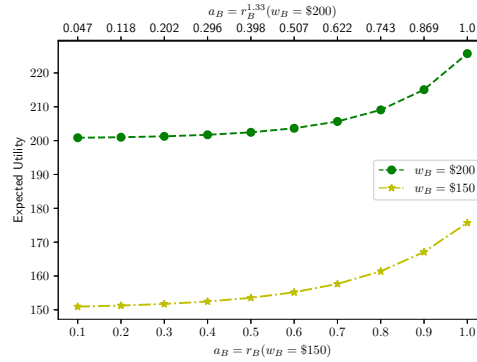
Table 3: Brenda's optimal bids, probabilities of winning and her expected utilities when she is risk-averse and risk-neutral bidder and draw W_C from H_{BC}

r_B ($w_B = \$200$)	0.10	0.20	0.30	0.40	0.50	0.60	0.70	0.80	0.90	1.00
$\mathbb{E}(a_B)$	0.07	0.16	0.25	0.35	0.44	0.55	0.66	0.77	0.88	1.00
$\mathbb{E}(b^*)$	140.91	132.52	124.73	117.94	111.84	106.19	100.89	96.21	91.89	88.05
$F_{BC}[\mathbb{E}(b^*)]$	0.761	0.708	0.658	0.614	0.574	0.536	0.501	0.470	0.441	0.415
$\Psi_B[\mathbb{E}(b^*)]$	200.89	201.12	201.48	202.07	202.85	204.29	206.55	210.11	215.74	225.72



(a) Brenda's optimal bids

(b) Brenda's probabilities of winning



(c) Brenda's expected utilities

Figure 3: Comparison of Brenda's (risk-averse and risk-neutral) optimal bids, her probabilities of winning and her expected utilities when she has $w_B = \$150$ and $\$200$

Finally, we find Brenda's optimal bids, probabilities of winning and expected utilities when she is assumed to be a risk-seeking bidder and $w_B = \$150$. These are listed in Table 4. These show that as the risk seeking behaviour intensifies, the optimal bids get lower and so does the probabilities of winning the bids. Again, we can model how her bids will change if her wealth was to increase, to say $\$200$. By using (8), we model Brenda's risk-seeking behaviour when $w_B = \$200$ as $a_B = r_B^h = r_B^{150/200} = r_B^{0.75}$. It shows that with increase in her wealth i.e. $w_B = \$200$, she is less risk-seeking and consequently she bids higher than when $w_B = \$150$. In general, it shows that an increase in risk seeking behaviour leads to a lower optimum bid (resulting in a lower probability of winning that bid) but a higher expected utility

nonetheless. We also plot these results in Figure 4.

Table 4: Brenda's optimal bids, probabilities of winning and her expected utilities when she is risk-seeking and risk-neutral bidder and she thinks that $w_C = \$150$.

$a_B = r_B$ ($w_B = \$150$)	1.00	1.10	1.20	1.30	1.40	1.50	1.60	1.70	1.80	1.90
$b^*(w_C)$	88.05	85.12	82.45	80.02	77.79	75.73	73.84	72.08	70.45	68.93
$F_{BC}(b^*)$	0.415	0.400	0.378	0.361	0.346	0.332	0.320	0.308	0.297	0.287
Ψ_B	175.72	189.39	209.30	240.36	288.39	362.50	478.03	656.24	933.26	1365.39
$a_B = r_B^{0.75}$ ($w_B = \$200$)	1.000	1.074	1.147	1.217	1.287	1.355	1.423	1.489	1.554	1.618
$b^*(w_C)$	88.05	85.85	83.84	82.02	80.32	78.77	77.30	75.95	74.69	73.51
$F_{BC}(b^*)$	0.415	0.400	0.387	0.375	0.363	0.353	0.343	0.334	0.326	0.318
Ψ_B	225.72	234.91	247.42	263.68	285.50	314.32	352.85	402.99	469.06	554.90

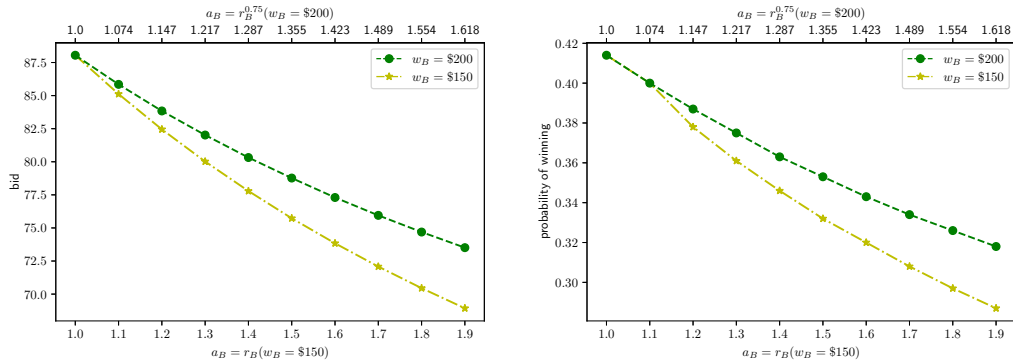
Once again, Brenda may prefer to take into account her uncertainty in W_C and obtain her expected optimal value after doing so. To do this, she can solve (19) using Monte Carlo methods. Her expected optimal bids, probabilities of winning and expected utilities thus obtained are given in Table 5.

Table 5: Brenda's optimal bids, probabilities of winning and her expected utilities when she is risk-seeking and risk-neutral bidder and draw W_C from H_{BC}

$r_B (w_B = \$200)$	1.00	1.10	1.20	1.30	1.40	1.50	1.60	1.70	1.80	1.90
$\mathbb{E}(a_B)$	1.00	1.09	1.17	1.26	1.34	1.42	1.51	1.60	1.68	1.76
$\mathbb{E}(b^*)$	88.05	85.49	83.18	81.01	79.11	77.39	75.62	74.00	72.54	71.30
$F_{BC}[\mathbb{E}(b^*)]$	0.415	0.398	0.383	0.368	0.355	0.344	0.332	0.320	0.311	0.301
$\Psi_B[\mathbb{E}(b^*)]$	225.72	237.36	252.22	276.33	307.23	350.94	422.22	527.87	664.06	857.73

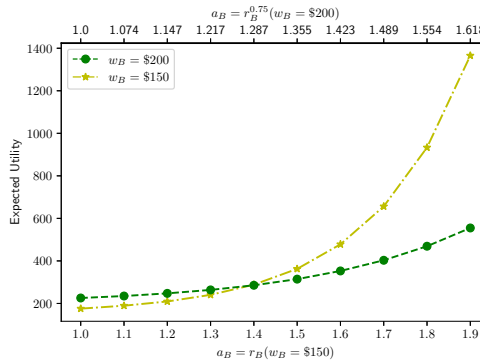
4 Level- k Thinking

We will now show how an ARA solution for a two player FPSB auction game can be derived when Brenda believes that Charles is a level- k thinker. In a level- k analysis, we model how deeply does the opponent think about



(a) Brenda's optimal bids

(b) Brenda's probabilities of winning



(c) Brenda's expected utilities

Figure 4: Comparison of Brenda's (risk-seeking and risk-neutral) optimal bids, her probabilities of winning and her expected utilities when she has $w_B = \$150$ and \$200

the problem [Stahl and Wilson, 1995]. It is not only an important solution concept to be considered for a strategic adversary [Banks et al., 2015] but also provides the flexibility to model the opponent at different levels of strategic thinking including being a non-strategic player (when $k = 0$). If the decision maker performs a level- k analysis, she believes that her opponent is a level- $(k - 1)$ thinker who would model her as a level- $(k - 2)$ player. For instance, when $k = 1$, she believes that her opponent is a level-0 thinker, that is, a non-strategic player. A level-2 analysis means that the decision maker assumes that her opponent is a level-1 thinker, who believes that she is a level-0 thinker. A level-3 analysis means that the decision maker assumes that her opponent is a level-2 thinker who models her as a level-1 thinker

and so on. So, in such type of modelling, the decision maker attempts to think one level deeper than her opponent.

The key question is how large should the k be? While in principle, k could take higher values, Ho et al. [1998] and Lee and Wolpert [2012] present experimental evidence that people do not usually think higher than level 2 or 3. Therefore, in practice, it makes sense to solve the level- k problem for k being 1, 2 or 3.

As described earlier, we extend the work by Banks et al. [2015]. We derive Brenda's optimal bid for the level- k thinking solution concept assuming not only that she and Charles are risk-neutral bidders but also when they are risk-averse or risk-seeking bidders. Also, we consider their wealth as well as assume that the auctioned item has a reserve price τ when deriving the optimal bid.

For $k = 1$, where Brenda believes herself to be a level-1 thinker and models Charles as a level-0 (non-strategic) thinker, the problem is identical to the non-strategic thinking problem modeled in Section 3.

Here, we derive ARA solution for the case where $k = 2$. In this case, Brenda models herself as a level-2 thinker and believes that Charles is a level-1 thinker, who (Charles) models Brenda as a level-0 thinker. Brenda performs ARA by placing a subjective distribution G_{BCB} with support $(\gamma_1, \kappa_1]$ on her true value V_B that Charles might elicit, a distribution T_{BCB} with support $(\gamma_1/V_B, 1]$ on the fraction of her true value that she thinks Charles would think that she would bet. This allows her to derive F_{BCB} using (15) (but with roles reversed) with support $(\gamma_1, \kappa_1]$ that she believes is the distribution of her bid that Charles might elicit. She would then elicit a distribution H_{BCB} on her wealth with support $(\eta_1, \beta_1]$, where $\eta_1 \geq \gamma_1$ and $\beta_1 \geq \kappa_1$, that she thinks Charles would elicit, a distribution G_{BC} with support $(\gamma_2, \kappa_2]$ on Charles's true value V_C , and H_{BC} with support $(\eta, \beta]$ on Charles's wealth W_C where $\eta \geq \gamma_2$ and $\beta \geq \kappa_2$. She can then find his optimal bid for given w_B, w_C, v_C and r_C as

$$C^*(w_B, w_C, v_C, r_C) = \operatorname{argmax}_{c > \gamma_1} [w_C + (v_C - c)^{a_C} F_{BCB}(c)], \quad (21)$$

where $\gamma_1 \geq \tau$ and A_C is defined in Equation (9), where, $H = W_B/W_C$. As described in Section 2.2, Brenda could elicit a distribution on R_C . This distribution, along with H_{BCB} and H_{BC} would allow her to derive the distribution for A_C which we shall denote by S_{BC} . She can then find the expected value

of Charles's optimal bid that she thinks he will derive as a level-1 thinker as

$$\mathbb{E}(C^*) = \int \int C^*(w_B, w_C, v_C, r_C) dG_{BC}(v_C) dS_{BC}(a_c). \quad (22)$$

Using $\mathbb{E}(C^*)$ and a representative value of $V_C \sim G_{BC}$ (say, $\mathbb{E}(V_C)$) she can find $\frac{\mathbb{E}(C^*)}{\mathbb{E}(v_C)} = q$, the fraction of Charles's true value that Brenda believes he may bid. Since,

$$C = qV_C, \quad (23)$$

assuming that q is fixed, she can find the distribution F_{BC} of Charles's bid C using the change of variable formula as

$$f_{BC} = |J|g_{BC} = \frac{g_{BC}}{q}. \quad (24)$$

Finally, she would obtain her optimal bid for a given value of w_C by solving

$$b^*(w_c) = \operatorname{argmax}_{b > \delta} [w_B + (v_B - b)^{a_B} F_{BC}(b)], \quad (25)$$

where $\delta = q\gamma_2$ and a_B is Brenda's risk-behaviour parameter defined in Equation (8). If Brenda has information on Charles's wealth, she can use (25) to find her optimal bid amount. Alternatively, she can take into consideration her uncertainty around w_C and find the expected value of her optimal bid using (19).

Comparing the derivation above with the ARA sketch provided in Section 1.2, the reader can note that $f_{BC}(b)$ of (24) gives the $p_B(c)$ in (2) obtained by assuming that the opponent is a level-1 thinker and that (16) provides the expected utility $\Psi_B(b)$ defined in (1) for this particular problem. Also, note that in the above analysis, we have assumed that all the probability distributions considered are continuous. If any of the distributions are discrete then the corresponding integrals would be replaced by summations.

Example 3 *Suppose Brenda's true value for the item $v_B = \$150$, her wealth $w_B = \$200$ and the auctioned item has a reserve price $\tau = \$30$. She, as a level-2 thinker, thinks that Charles is a level-1 thinker who would model her as a non-strategic player (level-0 thinker). She believes that:*

- *Charles would model her true value for the auctioned item as being uniformly distributed with support $(\$30, \$200]$. That is, $G_{BCB} = \frac{(v_B - 30)}{200 - 30}$.*

- Charles would elicit his uncertainty around the fraction of her true value that she would bid as $T_{BCB} = \frac{p^8 - (30/v_C)^8}{1 - (30/v_C)^8}$ with support $(30/v_C < p \leq 1]$.
- Charles would elicit his uncertainty around her wealth to be uniformly distributed on $(\$150, \$250]$. That is, $H_{BCB} = \frac{w_B - 150}{250 - 150}$.
- Charles's true value is uniformly distributed on $(\$100, \$200]$. That is, $G_{BC} = \frac{(v_C - 100)}{200 - 100}$.
- Charles's wealth is uniformly distributed on $(\$100, \$300]$. That is, $H_{BC} = \frac{(w_C - 100)}{300 - 100}$.

Once she has elicited these, then following the derivation above and using Monte Carlo approximations, she can derive her optimal expected bid $\mathbb{E}(b^*)$, her probability of winning that optimal bid $F_{BC}[\mathbb{E}(b^*)]$ and her expected utility at that optimal bid $\Psi_B[\mathbb{E}(b^*)]$ for various levels of her risk behaviour as well as for the various levels of risk behaviour of Charles. These are summarised in the Tables 6 to 9 below.

Table 6: Brenda's optimal bids, probabilities of winning and her expected utilities when she is a risk-averse bidder and she assumes that Charles is also a risk-averse bidder

r_B	0.10	0.20	0.30	0.40	0.50	0.60	0.70	0.80	0.90	1.00
$\mathbb{E}(a_B)$	0.07	0.16	0.25	0.35	0.44	0.55	0.66	0.77	0.88	1.00
$\mathbb{E}(b^*)$	144.88	139.76	135.08	130.85	127.05	123.56	120.31	117.42	114.83	112.48
$F_{BC}[\mathbb{E}(b^*)]$	0.933	0.864	0.802	0.746	0.695	0.648	0.605	0.566	0.532	0.500
$\Psi_B[\mathbb{E}(b^*)]$	201.05	201.25	201.58	202.10	202.76	203.52	205.67	208.28	212.20	218.78

Table 7: Brenda's optimal bids, probabilities of winning and her expected utilities when she is a risk-seeking bidder and she assumes that Charles is a risk-averse bidder

r_B	1.00	1.10	1.20	1.30	1.40	1.50	1.60	1.70	1.80	1.90
$\mathbb{E}(a_B)$	1.00	1.09	1.17	1.26	1.34	1.43	1.52	1.60	1.68	1.76
$\mathbb{E}(b^*)$	112.48	110.92	109.50	108.18	107.01	105.91	104.83	103.88	103.03	102.22
$F_{BC}[\mathbb{E}(b^*)]$	0.500	0.480	0.461	0.443	0.427	0.413	0.398	0.386	0.374	0.363
$\Psi_B[\mathbb{E}(b^*)]$	218.78	226.07	235.00	248.91	266.01	292.70	330.51	377.20	440.95	528.11

where both in Table 6 and 7, we find $\mathbb{E}(C^*) = 112.45$ and $\mathbb{E}(V_C) = 150.00$.
So,

$$q = \frac{112.45}{150.00} = 0.7497.$$

Thus,

$$F_{BC} = \frac{c - q \times 100}{q(200 - 100)} = \frac{c - 74.97}{149.93 - 74.97} = \frac{c - 74.97}{74.97},$$

and the mean of this distribution is 112.45.

Table 8: Brenda's optimal bids, probabilities of winning and her expected utilities when she is a risk-seeking bidder and she assumes that Charles is also a risk-seeking bidder

r_B	1.00	1.10	1.20	1.30	1.40	1.50	1.60	1.70	1.80	1.90
$\mathbb{E}(a_B)$	1.00	1.09	1.17	1.26	1.34	1.43	1.52	1.60	1.68	1.76
$\mathbb{E}(b^*)$	100.79	98.73	96.90	95.19	93.63	92.13	90.76	89.53	88.38	87.38
$F_{BC}[\mathbb{E}(b^*)]$	0.954	0.914	0.879	0.846	0.815	0.786	0.760	0.736	0.714	0.694
$\Psi_B[\mathbb{E}(b^*)]$	246.96	266.81	291.68	331.28	381.06	460.58	575.91	721.59	924.83	1208.68

Table 9: Brenda's optimal bids, probabilities of winning and her expected utilities when she is a risk-averse bidder and she assumes that Charles is a risk-seeking bidder

r_B	0.10	0.20	0.30	0.40	0.50	0.60	0.70	0.80	0.90	1.00
$\mathbb{E}(a_B)$	0.07	0.16	0.25	0.35	0.44	0.55	0.66	0.77	0.88	1.00
$\mathbb{E}(b^*)$	143.27	136.65	130.75	125.00	120.00	115.14	111.06	107.36	103.85	100.79
$F_{BC}[\mathbb{E}(b^*)]$	1.00	1.00	1.00	1.00	1.00	1.00	1.00	1.00	1.00	0.954
$\Psi_B[\mathbb{E}(b^*)]$	201.14	201.51	202.09	203.08	204.47	207.05	211.21	217.99	229.14	246.96

where both in Table 8 and 9, we find $\mathbb{E}(C^*) = 77.36$ and $\mathbb{E}(V_C) = 150.00$.
So,

$$q = \frac{77.36}{150.12} = 0.5157.$$

Thus,

$$F_{BC} = \frac{c - q \times 100}{q(200 - 100)} = \frac{c - 51.57}{103.15 - 51.57} = \frac{c - 51.57}{51.57},$$

and the mean of this distribution is 77.36.

Now, we provide a brief sketch of how Brenda would find the ARA solution when she wants to perform a level-3 analysis. In this case, $k = 3$ and Brenda assumes that Charles is a level-2 thinker who would model Brenda as a level-1 thinker and believes that Brenda would model Charles as level-0 thinker.

To find the ARA solution in this case, Brenda would perform the level-2 analysis detailed above for Charles and obtain his optimal bid $C^*(W_B)$ using (25). Using (25) and using Monte Carlo methods to incorporate the uncertainty in W_B , she would get her belief about F_{BC} , the distribution of Charles's (level-2 thinker) bid. She can then obtain her optimal bid $b^*(w_C)$ or the expected value of her optimal bid $\mathbb{E}(b^*)$ using similar process as in (18) and (19), respectively.

5 Summary and Further Work

In this paper, we propose a better way to model the FPSB auctions than what has previously been done. Specifically, we assume that the item being auctioned is a normal item. Many of the items typically auctioned using a FPSB auction are indeed normal items. First, we propose a new CRRA utility function that is realistic and constrains the bid value and true value in consideration with the wealth of the bidder, and a new CRRA parameter that models the change in risk behaviour of the bidder with increase in their wealth, as would be expected for a normal item. Secondly, we model the problem using the ARA approach and here we extend the ARA solution developed by Banks et al. [2015] to consider the reserve price, to include not only risk-neutral but also, risk-averse and risk-seeking bidders and to allow each bidder to have different wealth.

Although ARA is also a Bayesian approach, one of the key advantages that ARA has over the Bayesian game theory is that because it does not aim to find an equilibrium solution for all the players, it is much easier to find an optimal solution even for complex problems. The second key advantage of ARA is that it allows the defender to model their adversary according to a variety of strategic solution concepts. In this paper we show how an ARA solution for an FPSB auction problem can be derived when assuming that the adversary is a non-strategic player and when assuming that they are a

level- k thinker instead. We provide numerical examples to illustrate these solutions. The solutions are very easy to be found using a basic Monte Carlo approach. The example shows that overall, the optimal bids for risk averse bidders is higher than risk neutral bidders and that the optimal bids increase as the level of risk aversion increases. In contrast, but as expected, the optimal bids for the risk seeking bidders are lower than risk neutral bidders and the optimal bids decrease as the level of risk seeking behaviour intensifies. The examples also highlight that the probability of winning the bid increases with risk aversion and decreases with risk seeking behaviour. Further, it also shows that a bidder would typically bid higher with an increase in their relative wealth.

While it is possible for the defender to model the problem using ARA assuming various solution concepts for the adversary, it may be possible that the defender does not know how their adversary may solve the problem and therefore needs to incorporate concept (model) uncertainty into their solutions. This can be easily done. The defender first finds their optimal bid $\mathbb{E}(b^*)$ for each of the solution concepts that they wish to consider. The optimal bid derived for each solution concept $\mathbb{E}(b^*)$ is, in fact, the optimal bid conditional on the given model $\mathbb{E}(b^*|\mathcal{M})$. The defender then has to elicit a probability distribution $p(\mathcal{M})$ that reflects their uncertainty on \mathcal{M} . The optimal bid taking into account the model uncertainty is given by

$$\mathbb{E}(b^*) = \sum_{\mathcal{M}} \mathbb{E}(b^*|\mathcal{M})p(\mathcal{M}). \quad (26)$$

The practical challenge in adopting a Bayesian approach of incorporating uncertainties using prior distributions is the elicitation of these distributions. Ríos Insua et al. [2016] highlight the need and provide an outline for the robustness analysis for ARA. It is important to be able to investigate the sensitivity of the optimal bid to any errors or mis-specifications in the utilities and the probabilities elicited for the analysis. Robustness analysis of ARA to these elicitation is necessary, but has yet to be developed.

In this paper, we derive the ARA solutions for the non-strategic play and the level- k thinking solution concepts. However, the solutions for other solution concepts such as the BNE, mirror equilibrium or minimax approach have yet to be derived. Also, we have derived solutions for a two person game. General solutions for n -player games have to be derived too. Finally, other utility functions have also been proposed to model FPSB auctions, for

example, the utility function that incorporates bidders winning and losing regret such as used by Engelbrecht-Wiggans and Katok [2007]. ARA solutions for a different utility function like this one have to be derived and sensitivity of the ARA solution to the choice of the utility function needs to be studied as well.

References

- Kenneth Joseph Arrow. *Aspects of the theory of risk-bearing*. Yrjö Jahnssonin Säätiö, 1965.
- Brian Baisa. Auction design without quasilinear preferences. *Theoretical Economics*, 12(1):53–78, 2017.
- Patrick Bajari and Ali Hortacsu. Are structural estimates of auction models reasonable? Evidence from experimental data. *Journal of Political Economy*, 113(4):703–741, 2005.
- David L Banks, Jesus Rios, and David Ríos Insua. *Adversarial risk analysis*. CRC Press, 2015.
- Sandra Campo, Emmanuel Guerre, Isabelle Perrigne, and Quang Vuong. Semiparametric estimation of first-price auctions with risk-averse bidders. *The Review of Economic Studies*, 78(1):112–147, 2011.
- Edward C Capen, Robert V Clapp, and William M Campbell. Competitive bidding in high-risk situations. *Journal of Petroleum Technology*, 23(06):641–653, 1971.
- James C Cox, Bruce Roberson, and Vernon L Smith. Theory and behaviour of single object auctions. *Research in Experimental Economics*, 2(1):1–43, 1982a.
- James C Cox, Vernon L Smith, and James M Walker. Auction market theory of heterogeneous bidders. *Economics Letters*, 9(4):319–325, 1982b.
- James C Cox, Vernon L Smith, and James M Walker. Experimental development of sealed-bid auction theory; calibrating controls for risk aversion. *The American Economic Review*, 75(2):160–165, 1985.

- James C Cox, Vernon L Smith, and James M Walker. Theory and individual behavior of first-price auctions. *Journal of Risk and Uncertainty*, 1(1): 61–99, 1988.
- James H Criesmer, Richard E Levitan, and Martin Shubikt. Toward a study of bidding processes part iv-games with unknown costs. *Naval Research Logistics*, 14(4):415–433, 1967.
- Robert Dorsey and Laura Razzolini. Explaining overbidding in first price auctions using controlled lotteries. *Experimental Economics*, 6(2):123–140, 2003.
- Richard Engelbrecht-Wiggans and Elena Katok. Regret in auctions: Theory and evidence. *Economic Theory*, 33(1):81–101, 2007.
- Pablo G Esteban and David Ríos Insua. Supporting an autonomous social agent within a competitive environment. *Cybernetics and Systems*, 45(3): 241–253, 2014.
- Franklin M Fisher. Normal goods and the expenditure function. *Journal of Economic Theory*, 51(2):431–433, 1990.
- Lawrence Friedman. A competitive-bidding strategy. *Operations Research*, 4(1):104–112, 1956.
- Matthew Gentry, Tong Li, and Jingfeng Lu. Existence of monotone equilibrium in first price auctions with private risk aversion and private initial wealth. *Games and Economic Behavior*, 94(C):214–221, 2015.
- César Gil, David Ríos Insua, and Jesus Rios. Adversarial risk analysis for urban security resource allocation. *Risk Analysis*, 36(4):727–741, 2016.
- César Gil and Javier Parra-Arnau. An adversarial-risk-analysis approach to counterterrorist online surveillance. *Sensors*, 19(3), 2019. URL <https://www.mdpi.com/1424-8220/19/3/480>.
- Jacob K. Goeree. *Quantal response equilibrium : a stochastic theory of games*. 2016. ISBN 1-4008-8092-0.
- Jacob K Goeree, Charles A Holt, and Thomas R Palfrey. Quantal response equilibrium and overbidding in private-value auctions. *Journal of Economic Theory*, 104(1):247–272, 2002.

- Teck-Hua Ho, Colin Camerer, and Keith Weigelt. Iterated dominance and iterated best response in experimental “p-beauty contests”. *The American Economic Review*, 88(4):947–969, 1998.
- N.J. Hoboken. *Economics for investment decision makers micro, macro, and international economics*. Wiley, 2013. ISBN 1-299-31480-5.
- Charles A Holt and Susan K Laury. Risk aversion and incentive effects. *The American Economic Review*, 92(5):1644–1655, 2002.
- M. Perloff Jeffrey. *Microeconomics*. Pearson; 7th Edition, 2015.
- Chaitanya Joshi, David Ríos Insua, and Jesus Rios. Insider threat modeling: An adversarial risk analysis approach, 2019.
- John H Kagel. Auctions: A survey of experimental research. In *Kagel, J.H. Roth, A. E. (eds.), Handbook of Experimental Economics*, pages 501–585. Princeton University Press, Princeton, 1995.
- Donald L Keefer, F Beckley Smith Jr, and Harry B Back. Development and use of a modeling system to aid a major oil company in allocating bidding capital. *Operations Research*, 39(1):28–41, 1991.
- Ritchie Lee and David Wolpert. Game theoretic modeling of pilot behavior during mid-air encounters. In *Decision Making with Imperfect Decision Makers*, pages 75–111. Springer, 2012.
- Huagang Li and Guofu Tan. Hidden reserve prices with risk-averse bidders. *Frontiers of Economics in China*, 12(3):341–370, 2017.
- Tong Li, Jingfeng Lu, and Li Zhao. Auctions with selective entry and risk averse bidders: theory and evidence. *The RAND Journal of Economics*, 46(3):524–545, 2015.
- Jingfeng Lu and Isabelle Perrigne. Estimating risk aversion from ascending and sealed-bid auctions: the case of timber auction data. *Journal of Applied Econometrics*, 23(7):871–896, 2008.
- François Maréchal and Pierre-Henri Morand. First-price sealed-bid auctions when bidders exhibit different attitudes toward risk. *Economics Letters*, 113(2):108–111, 2011.

- Eric Maskin and John Riley. Optimal auctions with risk averse buyers. *Econometrica: Journal of the Econometric Society*, 52(6):1473–1518, 1984.
- Eric Maskin and John Riley. Asymmetric auctions. *The Review of Economic Studies*, 67(3):413–438, 2000.
- Paul R Milgrom and Robert J Weber. A theory of auctions and competitive bidding. *Econometrica: Journal of the Econometric Society*, 50(5):1089–1122, 1982.
- Roger B Myerson. Optimal auction design. *Mathematics of Operations Research*, 6(1):58–73, 1981.
- Roi Naveiro, Alberto Redondo, David Ríos Insua, and Fabrizio Ruggeri. Adversarial classification: An adversarial risk analysis approach. *International Journal of Approximate Reasoning*, 113:133 – 148, 2019.
- John W Pratt. Risk aversion in the small and in the large. *Econometrica: Journal of the Econometric Society*, 32(1-2):122–136, 1964.
- John G Riley and William F Samuelson. Optimal auctions. *American Economic Review*, 71(3):381–392, 1981.
- Jesus Rios and David Ríos Insua. Adversarial risk analysis for counterterrorism modeling. *Risk Analysis*, 32(5):894–915, 2012.
- David Ríos Insua, Jesus Rios, and David Banks. Adversarial risk analysis. *Journal of the American Statistical Association*, 104(486):841–854, 2009.
- David Ríos Insua, Fabrizio Ruggeri, Cesar Alfaro, and Javier Gomez. Robustness for adversarial risk analysis. In *Robustness Analysis in Decision Aiding, Optimization, and Analytics*, pages 39–58. Springer, 2016.
- David Ríos Insua, Aitor Couce-Vieira, Jose A. Rubio, Wolter Pieters, Katsiaryna Labunets, and Daniel G. Rasines. An adversarial risk analysis framework for cybersecurity. *Risk Analysis*, n/a(n/a), 2019. doi: 10.1111/risa.13331.
- Michael H Rothkopf. Decision analysis: The right tool for auctions. *Decision Analysis*, 4(3):167–172, 2007.

- Michael H Rothkopf and Ronald M Harstad. Modeling competitive bidding: A critical essay. *Management Science*, 40(3):364–384, 1994.
- Juan Carlos Sevillano, David Ríos Insua, and Jesus Rios. Adversarial Risk Analysis: The Somali Pirates Case. *Decision Analysis*, 9(2):86–95, June 2012.
- Dale O Stahl and Paul W Wilson. On players’ models of other players: Theory and experimental evidence. *Games and Economic Behavior*, 10(1):218–254, 1995.
- William Vickrey. Counterspeculation, auctions, and competitive sealed tenders. *The Journal of Finance*, 16(1):8–37, 1961.
- Chao Wang and Peijun Guo. Behavioral models for first-price sealed-bid auctions with the one-shot decision theory. *European Journal of Operational Research*, 261(3):994–1000, 2017.
- Shouqiang Wang and David Banks. Network routing for insurgency: An adversarial risk analysis framework. *Naval Research Logistics (NRL)*, 58(6):595–607, 2011.
- Robert B Wilson. Communications to the editor—competitive bidding with disparate information. *Management Science*, 15(7):446–452, 1969.