

Probing hidden-charm decay properties of P_c states in a molecular scenario

Guang-Juan Wang,^{1,2,*} Li-Ye Xiao,^{3,1,†} Rui Chen,^{1,2,‡} Xiao-Hai Liu,^{4,§} Xiang Liu,^{5,6,¶} and Shi-Lin Zhu^{2,7,**}

¹Center of High Energy Physics, Peking University, Beijing 100871, China

²School of Physics and State Key Laboratory of Nuclear Physics and Technology, Peking University, Beijing 100871, China

³University of Science and Technology Beijing, Beijing 100083, China

⁴Center for Joint Quantum Studies and Department of Physics,
School of Science, Tianjin University, Tianjin 300350, China

⁵Research Center for Hadron and CSR Physics, Lanzhou University and Institute of Modern Physics of CAS, Lanzhou 730000, China

⁶School of Physical Science and Technology, Lanzhou University, Lanzhou 730000, China

⁷Collaborative Innovation Center of Quantum Matter, Beijing 100871, China

The $P_c(4312)$, $P_c(4440)$, and $P_c(4457)$ observed by the LHCb Collaboration are very likely to be S -wave $\Sigma_c \bar{D}^{(*)}$ molecular candidates due to their near threshold character. In this work, we study the hidden-charm decay modes of these P_c states, $P_c \rightarrow J/\psi p(\eta_c p)$, using a quark interchange model. The decay mechanism for the $P_c \rightarrow J/\psi p(\eta_c p)$ processes arises from the quark-quark interactions, where all parameters are determined by the mass spectra of mesons. We present our results in two scenarios. In scenario I, we perform the dynamical calculations and treat the P_c states as pure $\Sigma_c \bar{D}^{(*)}$ molecules. In scenario II, after considering the coupled channel effect between different flavor configurations $\Sigma_c^{(*)} \bar{D}^{(*)}$, we calculate these partial decay widths again. The decay patterns in these two scenarios can help us to explore the molecular assignment and the inner flavor configurations for the P_c states. In particular, the decay widths of $\Gamma(P_c(4312) \rightarrow \eta_c p)$ are comparable to the $J/\psi p$ decay widths in both of these two scenarios. Future experiments like LHCb may confirm the existence of the $P_c(4312)$ in the $\eta_c p$ channel.

I. INTRODUCTION

In 2015, the LHCb collaboration reported two pentaquark states $P_c(4380)$ and $P_c(4450)$ in the $J/\psi p$ invariant mass distribution of the decay $\Lambda_b^0 \rightarrow J/\psi p K^-$ [1]. Very recently, with Run I and Run II data, the LHCb Collaboration found that that $P_c(4450)^+$ should contain two substructures $P_c(4440)^+$ and $P_c(4457)^+$ [2]. In addition, another new narrow state $P_c(4312)^+$ is observed. Resonance parameters for these observed P_c states are [2]

$$\begin{aligned} P_c^+(4312) : M_{P_c^+(4312)} &= 4311.9 \pm 0.7^{+6.8}_{-0.6} \text{ MeV}, \\ \Gamma_{P_c^+(4312)} &= 9.8 \pm 2.7^{+3.7}_{-4.5} \text{ MeV}, \\ P_c^+(4440) : M_{P_c^+(4440)} &= 4440.3 \pm 1.3^{+4.1}_{-4.7} \text{ MeV}, \\ \Gamma_{P_c^+(4440)} &= 20.6 \pm 4.9^{+8.7}_{-10.1} \text{ MeV}, \\ P_c^+(4457) : M_{P_c^+(4457)} &= 4457.3 \pm 1.3^{+0.6}_{-4.1} \text{ MeV}, \\ \Gamma_{P_c^+(4457)} &= 6.4 \pm 2.0^{+5.7}_{-1.9} \text{ MeV}. \end{aligned} \quad (1)$$

Before the LHCb's observation, the molecular pentaquark states have been predicted in Refs. [3–7]. The observation of P_c states by the LHCb Collaboration in 2015 inspired theorists' great enthusiasm on the study of hidden-charm pentaquark states. Various interpretations have been proposed, such as the loosely bound meson-baryon molecular states [8–29], the tightly bound pentaquark states [30–36], and the hadrocharmonium states [37]. A recent review is referred to

Refs. [38–43]. Since $P_c(4312)$ and $P_c(4440)/P_c(4457)$ locate several MeV below the thresholds of the $\Sigma_c \bar{D}$ system and $\Sigma_c \bar{D}^*$ systems, respectively, the meson-baryon molecule scheme is a more natural explanation. More precise data from LHCb plays an important role in distinguishing different hadronic configurations for the P_c states. It is necessary to provide a clear and consistent interpretation of their inner structures for these P_c states. And we should pay more attentions to the other properties of P_c states, like their decay behaviors, productions, and various reactions, and so on.

In particular, the decay patterns can provide a golden platform for probing their inner dynamics. After the observation of the $P_c(4312)$ and $P_c(4440)/P_c(4457)$, there are several phenomenological investigations on the decay properties of the P_c states as $\Sigma_c^{(*)} \bar{D}^{(*)}$ molecules by using the heavy quark symmetry [18, 22], effective Lagrangian approach [20, 24], the QCD sum rule [44] and other methods [23, 45]. In this work, we will explore the hidden-charm decay properties of the P_c states in the meson-baryon molecular scheme with the quark interchange model [46–51]. Within the model, the decay widths are related to the scattering process of the hadrons at Born order. The scattering Hamiltonian is then approximated by the well-established quark-quark interactions, with all coupling constants determined by the mass spectra of the hadrons. This method has been adopted to study the decay patterns of the exotic states [52–54]. In this work, we extend the approach to give a quantitative estimate of the decay patterns of the P_c states.

Although these P_c states are probably hidden-charm molecules composed of a charmed baryon and a charmed meson, we have to find out whether they are pure $\Sigma_c^{(*)} \bar{D}^{(*)}$ molecular states or not. In general, the coupled channel effect may play an important role for the systems with the same quantum number and small mass splitting. In the heavy quark limit, the (\bar{D}, \bar{D}^*) and (Σ_c, Σ_c^*) doublets are degenerate, re-

* wgj@pku.edu.cn

† lyxiao@ustb.edu.cn

‡ chen_rui@pku.edu.cn

§ xiaohai.liu@tju.edu.cn

¶ xiangliu@lzu.edu.cn

** zhusl@pku.edu.cn

spectively. There exist strong mixing effects between different flavor configurations $\Sigma_c^{(*)}\bar{D}^{(*)}$ and they may contribute to the same hidden-charm pentaquark states. In the real world, the mass splittings between different $\Sigma_c^{(*)}\bar{D}^{(*)}$ systems are comparable with the binding energy of the molecular states. They may contribute to the same hidden-charm meson-baryon molecule as the coupled channel effect. For example, in the previous works [8, 11–13], the coupled channel effect is very important to reproduce the three P_c states recently observed by the LHCb collaborations, simultaneously.

In this work, we further explore the influence of the coupled channel effect on the decay behaviors, and perform the dynamical calculations on the partial decay widths for the hidden-charm molecular states both as the pure $\Sigma_c^{(*)}\bar{D}^{(*)}$ molecules and the admixtures of different flavor configurations.

This paper is organized as follows. After the introduction, we introduce the formalisms which relate the decay width of the pentaquark state to the effective potentials between the $\Sigma_c^{(*)}\bar{D}^{(*)}$ and the $J/\psi N(\eta_c N)$ channels in Sec. II. In Sec. III, we derive these effective potentials using the quark interchange model. In Sec. IV and Sec. V, we perform the numerical calculations in two scenarios, respectively. In scenario I, the P_c states are treated as pure $\Sigma_c^{(*)}\bar{D}^{(*)}$ molecules, while in scenario II, they are the admixtures of different flavor configurations. The paper ends with a summary in Sec. VI. The details of the calculations are illustrated in the Appendix.

II. DECAY WIDTH

For a decay process from a pentaquark state into a two-body final state $P_c \rightarrow C + D$, its decay width reads

$$\Gamma = \frac{|\mathbf{p}_c|}{32\pi^2} \frac{1}{M^2} \int d\Omega_{\mathbf{p}_c} |\mathcal{M}_{P_c \rightarrow C+D}|^2, \quad (2)$$

where M is the mass of the pentaquark state and \mathbf{p}_c is the three momentum of the meson C in the final state. The decay amplitude \mathcal{M} is related to the T -matrix as follows,

$$\begin{aligned} T &= \langle \psi_{CD}(\mathbf{p}_c) | V_{\text{eff}}(\mathbf{p}_c, \mathbf{p}) | \psi_{P_c}(\mathbf{p}) \rangle \\ &= -\frac{\mathcal{M}_{P_c \rightarrow C+D}}{(2\pi)^{3/2} \sqrt{2M} \sqrt{2E_C} \sqrt{2E_D}}, \end{aligned} \quad (3)$$

where $E_{C,D}$ is the energy of hadrons in the final state. The ψ_{CD} is the relative wave function in the final state. In the molecular model, $\psi_{P_c}(\mathbf{p})$ is the normalized relative wave function between the constituent meson A and baryon B in the P_c state. $V_{\text{eff}}(\mathbf{p}_c, \mathbf{p})$ is the effective potential between the AB and CD channels, which is generally a function of the initial momentum \mathbf{p} and the final momentum \mathbf{p}_c . At Bonn order, it is derived by the amplitude of the two-body scattering process,

$$A(12) + B(345) \rightarrow C(13) + D(245), \quad (4)$$

where the numbers 1 – 5 stand for the inner quarks. The detailed derivation is illustrated in Sec. III.

In general, a pentaquark may be the superposition of the components with different orbital angular momentum, and the

relative wave function in the momentum space can be expressed as

$$\psi_{P_c}(\mathbf{p}) = \sum_l R_l(\mathbf{p}) Y_{lm}(\mathbf{p}). \quad (5)$$

The T -matrix is decomposed as

$$\begin{aligned} T &= \frac{1}{(2\pi)^3} \int d\mathbf{p} \int d\mathbf{k} \delta^3(\mathbf{k} - \mathbf{p}_c) V_{\text{eff}}(\mathbf{k}, \mathbf{p}) \psi_{P_c}(\mathbf{p}) \\ &= \frac{1}{(2\pi)^2} \sum_l T_{ll} Y_{lm}(\mathbf{p}_c), \end{aligned} \quad (6)$$

with

$$T_{ll} = \int p^2 dp \int du P_l(u) V_{\text{eff}}(p_c, p, u) R_l(p), \quad (7)$$

where $u = \cos\theta$, and θ is the angle between the \mathbf{p} and \mathbf{p}_c . P_l is the Legendre polynomial. In this work, we do not include the spin-orbital and tensor interactions. Then, the orbital angular momentum is kept unchanged in the decay process. T -matrix is diagonal in l . Then, the decay width is

$$\Gamma = |\mathbf{p}_c| \frac{E_C E_D}{(2\pi)^3 M} \sum_l |T_{ll}|^2. \quad (8)$$

III. EFFECTIVE POTENTIAL

In the quark interchange model, the hadron-hadron scattering process is approximated by the interaction between the inner quarks [47–51]. In the process from two heavy hadrons scattering into a heavy quarkonium plus a nucleon, the short-range interactions dominant the scattering process. We adopt the V_{ij} for the quark-quark interaction [46, 55]. The effective potential V_{ij} in the momentum space can be expressed as,

$$\begin{aligned} V_{ij}(q^2) &= \frac{\lambda_i \lambda_j}{2} \left(\frac{4\pi\alpha_s}{q^2} + \frac{6\pi b}{q^4} - \frac{8\pi\alpha_s}{3m_i m_j} \mathbf{s}_i \cdot \mathbf{s}_j e^{-q^2/4\tau^2} \right), \\ \alpha_s(Q^2) &= \frac{12\pi}{(33 - 2n_f) \ln(A + Q^2/B^2)}, \end{aligned} \quad (9)$$

where $\lambda_i(-\lambda_i^T)$ is the color factor for the quark (antiquark). q is the transferred momentum. The three terms in the V_{ij} correspond to the Coulomb, linear confinement, and hyperfine potentials, respectively. α_s is the running coupling constant and a function of the Q^2 , which is the square of the invariant mass of the interacting quarks. We perform our calculation in the momentum space. The V_{ij} contains a constant potential in the spatial space. In addition, the Fourier transformation of the Coulomb and linear confinement potentials induce the divergent terms. The constant term and the divergence vanish due to the exact cancellation of the color factors as illustrated in the following. The parameters in Eq. (9) are determined by fitting the mass spectra of the mesons. Their values are listed in Table I.

In the quark model, the wave function of a hadron is factorized as

$$\psi = \chi_c \chi_f \chi_s \phi(\mathbf{p}), \quad (10)$$

TABLE I. Parameters in the quark model.

m_q [GeV]	m_c [GeV]	m_b [GeV]	b [GeV ²]	τ [GeV]	A	B [GeV]
0.334	1.776	5.102	0.18	0.897	10	0.31

where $\chi_{c,f,s}$ and $\phi(\mathbf{p})$ are the wave functions in the color, flavor, spin and momentum space, respectively. Correspondingly, the T -matrix can be factorized as

$$t_{AB \rightarrow CD} \hat{=} \mathcal{I}_{\text{color}} \mathcal{I}_{\text{flavor-spin}} \mathcal{I}_{\text{space}}, \quad (11)$$

where the factors \mathcal{I} with the subscripts color, flavor-spin, and space stand for the overlap of the wave functions in the corresponding space. The notation $\hat{=}$ means that the spin and spatial factors can be separated for the S -wave scattering process.

The so-called ‘‘prior-post’’ ambiguity in the scattering process arises due to different decompositions of the Hamiltonian [49]. The Hamiltonian is separated as

$$H = H_A^0 + H_B^0 + V_{AB} = H_C^0 + H_D^0 + V_{CD}, \quad (12)$$

where H^0 is the Hamiltonian for a free hadron and $V_{AB(CD)}$ is the residual potential between two color-singlet hadrons. These two decomposition methods result in the ‘‘Prior’’ and ‘‘Post’’ formalisms as illustrated in Fig. 1. In the quark interchange model, the $V_{AB(CD)}$ is approximated as the sum of the two-body interactions between the constituent quarks in hadrons AB (CD). In the baryon, we mark the light quarks with definite symmetry as the fourth and the fifth quarks. Then, the potentials $V_{AB(CD)}$ lead to the four diagrams ($d_1, d_2, \bar{d}_1, \bar{d}_2$) and ($d'_1, d'_2, \bar{d}'_1, \bar{d}'_2$) in the ‘‘Prior’’ and ‘‘Post’’ formalisms, respectively. The ‘‘prior-post’’ ambiguity disappears if the exact solutions of the wave functions are adopted and the hadrons are on-shell¹ [49, 56]. In this work, we adopt the averaged scattering amplitudes to reduce the ‘‘prior-post’’ ambiguity.

With the quark interchange model, we first study the decay processes

$$\Sigma_c^{(*)++} \bar{D}^{(*)-} \rightarrow J/\psi(\eta_c) p,$$

$$\Sigma_c^{(*)0} \bar{D}^{(*)0} \rightarrow J/\psi(\eta_c) n,$$

where p and n denote the proton and the neutron, respectively. Then, the scripts 1, 2, 3, 4, and 5 in Fig. 1 denote the \bar{c} , d (u), c , u (d), and u (d) quarks, respectively. The fourth and the fifth quarks have the same flavor. Their spin and isospin are equal to one constrained by the Fermi statistics, which simplifies the calculation of the spin-flavor factor $\mathcal{I}_{\text{flavor-spin}}$.

In the quark interchange process, the color factor reads

$$\mathcal{I}_{\text{color}} = \langle \chi_c^C(13) \chi_c^D(245) | \frac{\lambda_i}{2} \cdot \frac{\lambda_j}{2} | \chi_c^A(12) \chi_c^B(345) \rangle.$$

In Table II, we collect the numerical results of the color factors $\mathcal{I}_{\text{color}}$. Since the sum of the color factors are zero, the constant V_{cons} in the quark-quark potential and the divergence induced by the Fourier transformation of the Coulomb and linear confinement potentials in the momentum space cancel out exactly. The spin factor is

$$\mathcal{I}_{\text{spin}} = \langle [\chi_{s_c}^C(13) \otimes \chi_{s_d}^D(245)]_{S'} | \hat{V}_s | [\chi_{s_a}^A(12) \otimes \chi_{s_b}^B(345)]_{S'} \rangle,$$

where $S^{(\prime)}$ is the total spin of the initial (final) state, s denotes the spin of the four hadrons. \hat{V}_s is defined as the spin-spin interaction operator. In the quark model, the \hat{V}_s is unitary for the Coulomb and linear confinement interactions, and $\mathbf{S}_i \cdot \mathbf{S}_j$ for the hyperfine potential. The derivation of the spin factor $\mathcal{I}_{\text{spin}}$ is illustrated in Appendix B. Numerical results for the color-spin-flavor factors are collected in Table III.

TABLE II. Color factors $\mathcal{I}_{\text{color}}$. Here, the sum of the color factors are 0.

Prior				Post			
23	24(5)	13	14(5)	32(5)	34(5)	12	14(15)
d_1	d_2	\bar{d}_1	\bar{d}_2	d'_1	d'_2	\bar{d}'_1	\bar{d}'_2
$\frac{4}{9}$	$-\frac{2}{9}$	$-\frac{4}{9}$	$\frac{2}{9}$	$\frac{2}{9}$	$-\frac{2}{9}$	$-\frac{4}{9}$	$\frac{4}{9}$

Additionally, the explicit forms of spatial factors $\mathcal{I}_{\text{space}}$ for different diagrams can be written as

$$\begin{aligned} \mathcal{I}_{\text{space}}^{d_1} = & \int \int \int d\mathbf{q} d\mathbf{p}_3 d\mathbf{p}_4 \phi_A(\mathbf{q} - \mathbf{p}_c + f_A \mathbf{p} + \mathbf{p}_3) \phi_B(\mathbf{p}_3, \mathbf{p}_4, -\mathbf{p} - \mathbf{p}_3 - \mathbf{p}_4) V(q) \\ & \times \phi_C^*(\mathbf{q} + \mathbf{p}_3 - f_C \mathbf{p}_c) \phi_D^*(\mathbf{p} + \mathbf{p}_3 - \mathbf{p}_c, \mathbf{p}_4, -\mathbf{p} - \mathbf{p}_3 - \mathbf{p}_4), \end{aligned} \quad (13)$$

$$\begin{aligned} \mathcal{I}_{\text{space}}^{d_2} = & \int \int \int d\mathbf{q} d\mathbf{p}_3 d\mathbf{p}_4 \phi_A(-\mathbf{p}_c + f_A \mathbf{p} + \mathbf{p}_3) \phi_B(\mathbf{p}_3, \mathbf{p}_4, -\mathbf{p} - \mathbf{p}_3 - \mathbf{p}_4) V(q) \\ & \times \phi_C^*(\mathbf{p}_3 - f_C \mathbf{p}_c) \phi_D^*(\mathbf{p} + \mathbf{p}_3 + \mathbf{q} - \mathbf{p}_c, \mathbf{p}_4 - \mathbf{q}, -\mathbf{p} - \mathbf{p}_3 - \mathbf{p}_4), \end{aligned} \quad (14)$$

$$\begin{aligned} \mathcal{I}_{\text{space}}^{\bar{d}_1} = & \int \int \int d\mathbf{q} d\mathbf{p}_3 d\mathbf{p}_4 \phi_A(\mathbf{p}_4 - \mathbf{p}_c + f_A \mathbf{p}) \phi_B(\mathbf{p}_3, \mathbf{p}_4, -\mathbf{p} - \mathbf{p}_3 - \mathbf{p}_4) V(q) \\ & \times \phi_C^*(\mathbf{p}_3 - \mathbf{q} - f_C \mathbf{p}_c) \phi_D^*(\mathbf{p} + \mathbf{p}_3 - \mathbf{p}_c, \mathbf{p}_4, -\mathbf{p} - \mathbf{p}_3 - \mathbf{p}_4), \end{aligned} \quad (15)$$

¹ For a loosely bound molecule, the two constituent hadrons can be treated

as nearly on-shell.

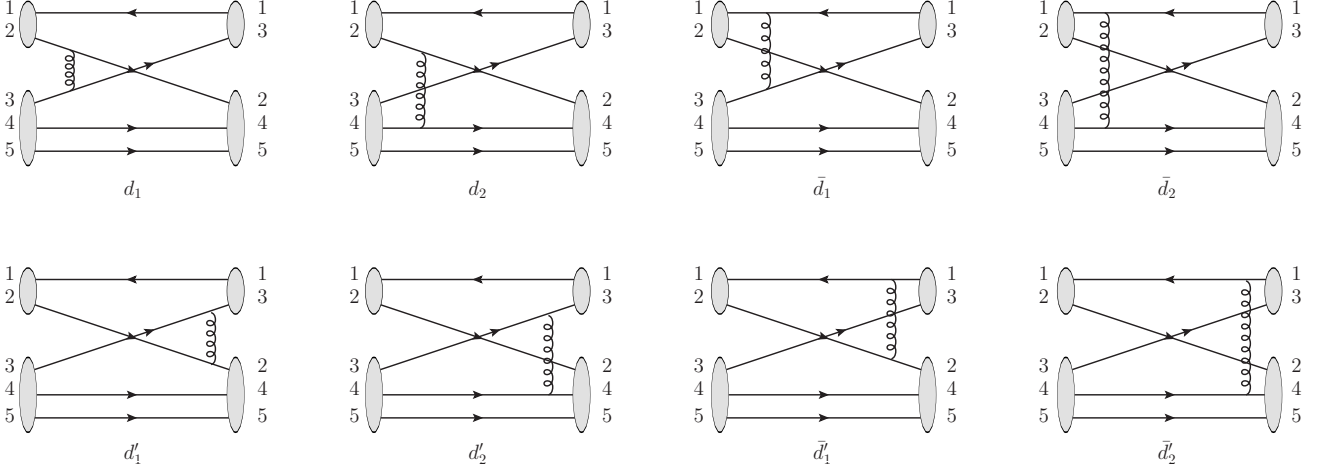


FIG. 1. Diagrams for the scattering process $\Sigma_c^{(*)++} D^{(*)-} \rightarrow J/\psi(\eta_c)p$ at the quark level. The d_i (\bar{d}_i) and d'_i (\bar{d}'_i) diagrams represent the prior and post diagrams, respectively. The curved line denotes the interactions between the quarks. In the nucleon, we use 4 and 5 to denote the quarks with the same flavor. d_1 (\bar{d}_2) and d'_1 (\bar{d}'_2) are the same.

$$\begin{aligned} \mathcal{I}_{\text{space}}^{\bar{d}_2} = & \int \int \int d\mathbf{q} d\mathbf{p}_3 d\mathbf{p}_4 \phi_A(\mathbf{p}_3 + \mathbf{q} - \mathbf{p}_c + f_A \mathbf{p}) \phi_B(\mathbf{p}_3, \mathbf{p}_4, -\mathbf{p} - \mathbf{p}_3 - \mathbf{p}_4) V(q) \\ & \times \phi_C^*(\mathbf{p}_3 - f_C \mathbf{p}_c) \phi_D^*(\mathbf{p} + \mathbf{p}_3 - \mathbf{p}_c + \mathbf{q}, \mathbf{p}_4 - \mathbf{q}, -\mathbf{p} - \mathbf{p}_3 - \mathbf{p}_4), \end{aligned} \quad (16)$$

$$\begin{aligned} \mathcal{I}_{\text{space}}^{d'_2} = & \int \int \int d\mathbf{q} d\mathbf{p}_3 d\mathbf{p}_4 \phi_A(\mathbf{p}_3 + \mathbf{q} - \mathbf{p}_c + f_A \mathbf{p}) \phi_B(\mathbf{p}_3, \mathbf{p}_4, -\mathbf{p} - \mathbf{p}_3 - \mathbf{p}_4) V(q) \\ & \times \phi_C^*(\mathbf{p}_3 + \mathbf{q} - f_C \mathbf{p}_c) \phi_D^*(\mathbf{p} + \mathbf{p}_3 - \mathbf{p}_c + \mathbf{q}, \mathbf{p}_4 - \mathbf{q}, -\mathbf{p} - \mathbf{p}_3 - \mathbf{p}_4), \end{aligned} \quad (17)$$

$$\begin{aligned} \mathcal{I}_{\text{space}}^{\bar{d}'_1} = & \int \int \int d\mathbf{q} d\mathbf{p}_3 d\mathbf{p}_4 \phi_A(\mathbf{p}_3 + \mathbf{q} - \mathbf{p}_c + f_A \mathbf{p}) \phi_B(\mathbf{p}_3, \mathbf{p}_4, -\mathbf{p} - \mathbf{p}_3 - \mathbf{p}_4) V(q) \\ & \times \phi_C^*(\mathbf{p}_3 - f_C \mathbf{p}_c) \phi_D^*(\mathbf{p} + \mathbf{p}_3 - \mathbf{p}_c, \mathbf{p}_4, -\mathbf{p} - \mathbf{p}_3 - \mathbf{p}_4), \end{aligned} \quad (18)$$

where the $\mathbf{p}_{3(4)}$ is defined as the momentum of the third (fourth) quark. f_A and f_C are expressed as

$$f_A = \frac{m_1}{m_1 + m_2}, \quad f_C = \frac{m_3}{m_1 + m_3}, \quad (19)$$

with m_i being the mass of the i th quark. $\phi(\mathbf{p})$ is the spatial wave function of the hadron presented in Appendix A. The integral of the linear confinement potential is divergent at $q = 0$. The divergency cancels out exactly with each other due to the color factors. According to the isospin symmetry, one obtains the following relations,

$$\begin{aligned} t(D^{(*)-} \Sigma_c^{(*)++} \rightarrow J/\psi p) &= -\sqrt{2} t(\bar{D}^{(*)0} \Sigma_c^{(*)+} \rightarrow J/\psi p), \\ t(\bar{D}^{(*)0} \Sigma_c^{(*)0} \rightarrow J/\psi n) &= -\sqrt{2} t(D^{(*)-} \Sigma_c^{(*)+} \rightarrow J/\psi n). \end{aligned}$$

IV. P_c STATES AS PURE $\Sigma_c^{(*)} \bar{D}^{(*)}$ MOLECULES

A. Heavy quark symmetry

Before the numerical analysis, we would like to discuss the hidden-charm strong decay behaviors of $\Sigma_c \bar{D}^{(*)}$ states with the

heavy quark spin symmetry. The corresponding interaction amplitudes of $\Sigma_c^{(*)} \bar{D}^{(*)} \rightarrow J/\psi(\eta_c)p$ processes are collected in Table IV. For the $\Sigma_c \bar{D}^{(*)}$ states with $J^P = \frac{1}{2}^-$, one obtains

$$R_1 = \frac{\Gamma(\Sigma_c \bar{D}[\frac{1}{2}^-] \rightarrow \eta_c p)}{\Gamma(\Sigma_c \bar{D}[\frac{1}{2}^-] \rightarrow J/\psi p)} = 3, \quad (20)$$

$$R_2 = \frac{\Gamma(\Sigma_c \bar{D}^*[\frac{1}{2}^-] \rightarrow J/\psi p)}{\Gamma(\Sigma_c \bar{D}^*[\frac{1}{2}^-] \rightarrow \eta_c p)} = \frac{25}{3}. \quad (21)$$

For the $\Sigma_c \bar{D}^*$ state with $J^P = \frac{3}{2}^-$, its decay into the $\eta_c p$ and $J/\psi p$ processes occur via D -wave and S -wave interactions, respectively. The decay width of $\Sigma_c \bar{D}^*[\frac{3}{2}^-] \rightarrow \eta_c p$ is strongly suppressed by a $(p_c/M)^4$ factor, which is of $O(10^{-3})$. Thus, we do not consider this decay process. Anyway, one can still find that

$$R_3 = \frac{\Gamma(\Sigma_c \bar{D}^*[\frac{3}{2}^-] \rightarrow J/\psi p)}{\Gamma(\Sigma_c \bar{D}^*[\frac{3}{2}^-] \rightarrow J/\psi p)} = \frac{25}{4}. \quad (22)$$

The above conclusions can also be applied to their partner P_b states as the heavy quark flavor symmetry. According to Eqs. (20)–(21), we want to emphasis that the $\eta_c p$ final state is a very

TABLE III. Numerical results of the color-spin-flavor factors for different diagrams. The matrices in the last column are the weights for the $(d_1, d_2, \bar{d}_1, \bar{d}_2)$ and $(d'_1, d'_2, \bar{d}'_1, \bar{d}'_2)$.

	(I, J)	$\mathbf{S}_i \cdot \mathbf{S}_j$						$\mathbf{1}$
	$(\frac{1}{2}, \frac{1}{2})$	d_1	d_2	\bar{d}_1	\bar{d}_2	\bar{d}'_1	d'_2	Coulomb & Linear
$J/\psi p$	$\Sigma_c^{++} D^-$	$\frac{1}{18\sqrt{3}}$	$-\frac{1}{9\sqrt{3}}$	$\frac{1}{18\sqrt{3}}$	$-\frac{1}{9\sqrt{3}}$	$-\frac{1}{6\sqrt{3}}$	$-\frac{1}{9\sqrt{3}}$	$-\frac{2}{9\sqrt{3}}\{1, -1, -1, 1\}$
	$\Sigma_c^{++} D^{*-}$	$\frac{7}{54}$	$\frac{5}{27}$	$-\frac{5}{54}$	$-\frac{1}{9}$	$-\frac{5}{54}$	$\frac{5}{27}$	$\frac{10}{27}\{1, -1, -1, 1\}$
	$\Sigma_c^{*++} D^{*-}$	$-\frac{\sqrt{2}}{27}$	$\frac{2\sqrt{2}}{27}$	$-\frac{\sqrt{2}}{27}$	$-\frac{\sqrt{2}}{9}$	$-\frac{\sqrt{2}}{27}$	$-\frac{\sqrt{2}}{27}$	$\frac{4\sqrt{2}}{27}\{1, -1, -1, 1\}$
	$\Sigma_c^+ \bar{D}^0$	$\frac{1}{18\sqrt{6}}$	$-\frac{1}{9\sqrt{6}}$	$\frac{1}{18\sqrt{6}}$	$-\frac{1}{9\sqrt{6}}$	$\frac{1}{6\sqrt{6}}$	$-\frac{1}{9\sqrt{6}}$	$-\frac{\sqrt{2}}{9}\{1, -1, -1, 1\}$
	$\Sigma_c^+ \bar{D}^{*0}$	$\frac{7}{54\sqrt{2}}$	$\frac{5}{27\sqrt{2}}$	$-\frac{5}{54\sqrt{2}}$	$-\frac{1}{9\sqrt{2}}$	$-\frac{5}{54\sqrt{2}}$	$\frac{5}{27\sqrt{2}}$	$\frac{5\sqrt{2}}{27}\{1, -1, -1, 1\}$
	$\Sigma_c^{*+} \bar{D}^{*0}$	$-\frac{1}{27}$	$\frac{2}{27}$	$-\frac{1}{27}$	$-\frac{1}{9}$	$-\frac{1}{27}$	$-\frac{1}{27}$	$\frac{4}{27}\{1, -1, -1, 1\}$
	$(\frac{1}{2}, \frac{3}{2})$	$\mathbf{S}_i \cdot \mathbf{S}_j$						Coulomb & Linear
$J/\psi p$	$\Sigma_c^{*++} D^-$	$\frac{1}{9\sqrt{3}}$	$-\frac{2}{9\sqrt{3}}$	$\frac{1}{9\sqrt{3}}$	$-\frac{2}{9\sqrt{3}}$	$-\frac{1}{3\sqrt{3}}$	$\frac{1}{9\sqrt{3}}$	$-\frac{4}{9\sqrt{3}}\{1, -1, -1, 1\}$
	$\Sigma_c^{*++} D^{*-}$	$\frac{5}{27}$	$\frac{2}{27}$	$-\frac{1}{27}$	0	$-\frac{1}{27}$	$\frac{2}{27}$	$\frac{4}{27}\{1, -1, -1, 1\}$
	$\Sigma_c^{*++} D^{*-}$	$-\frac{\sqrt{5}}{27}$	$\frac{2\sqrt{5}}{27}$	$-\frac{\sqrt{5}}{27}$	0	$-\frac{\sqrt{5}}{27}$	$-\frac{\sqrt{5}}{27}$	$\frac{4\sqrt{5}}{27}\{1, -1, -1, 1\}$
	$\Sigma_c^{*+} \bar{D}^0$	$\frac{1}{9\sqrt{6}}$	$-\frac{\sqrt{2}}{9}$	$\frac{1}{9\sqrt{6}}$	$-\frac{\sqrt{2}}{9}$	$-\frac{1}{3\sqrt{6}}$	$\frac{1}{9\sqrt{6}}$	$-\frac{1}{9}\left(2\sqrt{\frac{2}{3}}\right)\{1, -1, -1, 1\}$
	$\Sigma_c^{*+} \bar{D}^{*0}$	$\frac{5}{27\sqrt{2}}$	$\frac{\sqrt{2}}{27}$	$-\frac{1}{27\sqrt{2}}$	0	$-\frac{1}{27\sqrt{2}}$	$\frac{\sqrt{2}}{27}$	$\frac{2\sqrt{2}}{27}\{1, -1, -1, 1\}$
	$\Sigma_c^{*+} \bar{D}^*$	$-\frac{\sqrt{3}}{27}$	$\frac{\sqrt{10}}{27}$	$-\frac{\sqrt{3}}{27}$	0	$-\frac{\sqrt{3}}{27}$	$-\frac{\sqrt{3}}{27}$	$\frac{2\sqrt{10}}{27}\{1, -1, -1, 1\}$
	$(\frac{1}{2}, \frac{1}{2})$	$\mathbf{S}_i \cdot \mathbf{S}_j$						Coulomb & Linear
$\eta_c p$	$\Sigma_c^{++} D^-$	$\frac{1}{6}$	$\frac{1}{9}$	$\frac{1}{6}$	$\frac{1}{9}$	$\frac{1}{6}$	$\frac{1}{9}$	$\frac{2}{9}\{1, -1, -1, 1\}$
	$\Sigma_c^{++} D^{*-}$	$\frac{1}{18\sqrt{3}}$	$-\frac{1}{9\sqrt{3}}$	$-\frac{1}{6\sqrt{3}}$	$-\frac{1}{9\sqrt{3}}$	$\frac{1}{18\sqrt{3}}$	$-\frac{1}{9\sqrt{3}}$	$-\frac{2}{9\sqrt{3}}\{1, -1, -1, 1\}$
	$\Sigma_c^{*++} D^{*-}$	$-\frac{\sqrt{2}}{9}$	$\frac{2\sqrt{2}}{9}$	$\frac{\sqrt{2}}{3}$	$-\frac{\sqrt{2}}{9}$	$-\frac{\sqrt{2}}{9}$	$-\frac{\sqrt{2}}{9}$	$\frac{4\sqrt{2}}{9}\{1, -1, -1, 1\}$
	$\Sigma_c^+ \bar{D}^0$	$\frac{1}{6\sqrt{2}}$	$\frac{1}{9\sqrt{2}}$	$\frac{1}{6\sqrt{2}}$	$\frac{1}{9\sqrt{2}}$	$\frac{1}{6\sqrt{2}}$	$\frac{1}{9\sqrt{2}}$	$\frac{\sqrt{2}}{9}\{1, -1, -1, 1\}$
	$\Sigma_c^+ \bar{D}^{*0}$	$\frac{1}{18\sqrt{6}}$	$-\frac{1}{9\sqrt{6}}$	$-\frac{1}{6\sqrt{6}}$	$-\frac{1}{9\sqrt{6}}$	$\frac{1}{18\sqrt{6}}$	$-\frac{1}{9\sqrt{6}}$	$-\frac{\sqrt{2}}{9}\{1, -1, -1, 1\}$
	$\Sigma_c^{*+} \bar{D}^*$	$-\frac{1}{9\sqrt{3}}$	$\frac{2}{9\sqrt{3}}$	$\frac{1}{3\sqrt{3}}$	$-\frac{1}{9\sqrt{3}}$	$-\frac{1}{9\sqrt{3}}$	$-\frac{1}{9\sqrt{3}}$	$\frac{4}{9\sqrt{3}}\{1, -1, -1, 1\}$

TABLE IV. The T-matrix of the scattering process $\Sigma_c^{(*)} \bar{D}^{(*)} \rightarrow J/\psi p$ or $\eta_c p$ in the heavy quark limit. All the spatial information is included in the matrix element $H_{h,l}$. The subscripts h and l denote the heavy and light degrees of freedom in the initial and final states.

$\frac{1}{2}^-$	$\eta_c p$	$J/\psi p$	$\frac{3}{2}^-$	$J/\psi p$
$ \Sigma_c \bar{D}\rangle$	$\frac{1}{2} H_{0,\frac{1}{2}}$	$-\frac{1}{2\sqrt{3}} H_{1,\frac{1}{2}}$	$ \Sigma_c^* \bar{D}\rangle$	$-\frac{1}{\sqrt{3}} H_{1,\frac{1}{2}}$
$ \Sigma_c \bar{D}^*\rangle$	$-\frac{1}{2\sqrt{3}} H_{0,\frac{1}{2}}$	$\frac{5}{6} H_{1,\frac{1}{2}}$	$ \Sigma_c \bar{D}^*\rangle$	$\frac{1}{3} H_{1,\frac{1}{2}}$
$ \Sigma_c^* \bar{D}^*\rangle$	$\sqrt{\frac{2}{3}} H_{0,\frac{1}{2}}$	$\frac{\sqrt{3}}{3} H_{1,\frac{1}{2}}$	$ \Sigma_c^* \bar{D}^*\rangle$	$\frac{\sqrt{3}}{3} H_{1,\frac{1}{2}}$

important decay channel to observe the $\Sigma_c \bar{D}$ bound states with $J^P = \frac{1}{2}^-$ because of its much larger decay ratio, whereas it is an unreasonable channel for the observation of the $\Sigma_c \bar{D}^*$ states

with $J^P = \frac{3}{2}^-$ due to the D -wave suppression.

The near threshold behavior of P_c states provides an intuitive explanation that they are good candidates for the hidden-charm meson-baryon molecules. The different $\Sigma_c^{(*)} \bar{D}^{(*)}$ configurations with the same J^P may couple with one another and contribute to the same pentaquark state. In the following, we present the numerical results in two scenarios, which corresponds to P_c states as pure $\Sigma_c^{(*)} \bar{D}^{(*)}$ molecules and molecular admixtures, respectively.

B. P_c states as pure $\Sigma_c^{(*)} \bar{D}^{(*)}$ molecules

In scenario I, we study the decay patterns of the P_c states as pure $\Sigma_c^{(*)} \bar{D}^{(*)}$ molecules. According to their mass spectra, the lowest $P_c(4312)$ is probably the $\Sigma_c \bar{D}$ molecule with $J^P =$

$\frac{1}{2}^-$. The higher $P_c(4440)$ and $P_c(4457)$ are very likely to be the $\Sigma_c \bar{D}^*$ molecular states. Their J^P quantum numbers are proposed to be $\frac{1}{2}^-$ and $\frac{3}{2}^-$ in Refs. [8–12], whereas $\frac{3}{2}^-$ and $\frac{1}{2}^-$ in Refs. [13–15]. Both of these two spin assignments will be discussed in this section.

Here, we firstly adopt an S-wave Gaussian function in Eq. (A1) to estimate the relative wave function for the P_c states in the meson-baryon picture. The wave function contains an undetermined oscillating parameter β_{P_c} , which is related to the root mean square radius of the P_c state. For an S-wave loosely bound molecule composed of two hadrons, the typical molecular size can be estimated as $r \sim 1/\sqrt{2\mu(M_A + M_B - M)}$ with its reduced mass $\mu = \frac{M_A M_B}{M_A + M_B}$ [41, 57, 58]. With this input, β_{P_c} can be related to the mass of the P_c state,

$$\beta_{P_c} = \sqrt{3\mu(M_A + M_B - M)}. \quad (23)$$

Moreover, we still allow 10% uncertainty for this relation in the following numerical calculations.

In Fig. 2, we present the mass dependence of the partial decay width for the $\Sigma_c \bar{D}^{(*)}$ molecules decaying into the $J/\psi p$ and $\eta_c p$ channels. The binding energies for these $\Sigma_c \bar{D}^{(*)}$ molecules vary from -50 to -1 MeV. With a smaller binding energy, the P_c state has a larger mass, which results in a larger relative momentum in the final state. As illustrated in Eq. (7), the decay width depends on both of the final momentum and the potential $V_{\text{eff}}(p_c, p, \mu)$. With the increasing initial and final relative momenta, the spatial factor $\mathcal{I}_{\text{space}}$ suffers an exponential suppression and the effective potential decreases. In the limit of large relative momentum of the final states, the $\mathcal{I}_{\text{space}}$ and the decay width vanish. As shown in Fig. 2, when the binding energy is taken as -50 MeV, the decay widths of $P_c \rightarrow J/\psi p(\eta_c p)$ become the largest with their smaller phase space.

In Fig. 3, we present the decay ratio $\Gamma(P_c \rightarrow \eta_c p)/\Gamma(P_c \rightarrow J/\psi p)$. We find that the decay ratios decrease with the larger P_c mass because the relative momentum in the $\eta_c p$ channel is larger than that in the $J/\psi p$ channel. The effective potential decreases faster for the $\eta_c p$ channel.

As shown in Fig. 3, the loosely bound $\Sigma_c \bar{D}$ molecule prefers to decay into the $\eta_c p$ channel rather than the $J/\psi p$ channel with its binding energy in the range of $-50 \sim -1$ MeV. If the $P_c(4312)$ is the $\Sigma_c \bar{D}$ molecule, its partial widths decaying into the $\eta_c p$ and $J/\psi p$ channels are 0.89 ± 0.25 MeV and 0.32 ± 0.08 MeV, respectively. Here, the errors come from the uncertainty of the relative molecular wave function. The decay ratio R_1 is 2.84 ± 0.03 . Thus, the $\eta_c p$ should be the other promising decay channel to observe the $P_c(4312)$ molecular state.

For the $\Sigma_c \bar{D}^*$ molecules with $J^P = \frac{1}{2}^-$ and $J^P = \frac{3}{2}^-$, as shown in Fig. 2, the $J/\psi p$ decay channel is remarkably more important than the $\eta_c p$ channel. Even with a larger phase space in the $\eta_c p$ channel, the $\Sigma_c \bar{D}^*$ state decays much more easily into $J/\psi p$. The $\Sigma_c \bar{D}^*$ couples more strongly with the $J/\psi p$ channel. For the $\Sigma_c \bar{D}^*$ molecule with $J^P = \frac{1}{2}^-$, the ratios R_2 in Eq. (21) are 18.89 ± 0.22 and 20.38 ± 0.09 at $M = 4440.3$ MeV and 4457.3 MeV, respectively. It is interesting to note that the partial decay width of the $J/\psi p$ mode for the $\Sigma_c \bar{D}^*$ molecule with $J^P = \frac{1}{2}^-$ is larger than that in the $J^P = \frac{3}{2}^-$ state.

The interaction between $\Sigma_c \bar{D}^*$ and $J/\psi p$ is sensitive to the total angular momentum. And the interaction between the $\Sigma_c \bar{D}^*$ with $J^P = \frac{1}{2}^-$ and the $J/\psi p$ channel is stronger than that of the $J^P = \frac{3}{2}^-$ one.

In our calculation, the decay width of $\Gamma(P_c(4440)[1/2^-] \rightarrow J/\psi p)$ is 2.92 ± 0.55 MeV and 0.92 ± 0.18 MeV for the $\Gamma(P_c(4440)[3/2^-] \rightarrow J/\psi p)$. Their corresponding branch fractions² are

$$\mathcal{B}[\frac{1}{2}^-] = \frac{\Gamma(P_c(4440)[1/2^-] \rightarrow J/\psi p)}{\Gamma_{\text{total}}(P_c(4440))} = 14.2\%, \quad (24)$$

$$\mathcal{B}[\frac{3}{2}^-] = \frac{\Gamma(P_c(4440)[3/2^-] \rightarrow J/\psi p)}{\Gamma_{\text{total}}(P_c(4440))} = 4.4\%, \quad (25)$$

respectively. When the mass of the $\Sigma_c \bar{D}^*$ bound states with $J^P = 1/2^-(3/2^-)$ is fixed as 4457 MeV, the above decay widths become $\Gamma[1/2^-] = 0.45 \pm 0.13$ MeV and $\Gamma[3/2^-] = 0.14 \pm 0.04$ MeV, respectively. And then, the branch fractions for $P_c(4457)$ with different spin-parity are $\mathcal{B}'[1/2^-] = 7.0\%$ and $\mathcal{B}'[3/2^-] = 2.2\%$. By assuming $J^P = \frac{3}{2}^-$ for both P_c states, the $\mathcal{B}[\frac{3}{2}^-]$ and $\mathcal{B}'[\frac{3}{2}^-]$ are 4.4% and 2.2%, of which the upper limits are determined to be 2.3% and 3.8% at 90% confidence level in GlueX [59].

As a byproduct, we also extend our calculations to the $\Sigma_c^* \bar{D}$ state with $J^P = 3/2^-$ and $\Sigma_c^* \bar{D}^*$ states with $J^P = 1/2^-, 3/2^-$, which are possible meson-baryon molecular candidates, see, e.g., Refs. [9, 11, 18]. We illustrate the mass dependence of the partial decay widths and the decay ratio for the $\Sigma_c^* \bar{D}^*$ with $J^P = 1/2^-$ molecules in Fig. 4.

The numerical results show that

1. If the $P_c(4380)$ is the $\Sigma_c^* \bar{D}$ molecule, the partial decay width for the $P_c(4380) \rightarrow J/\psi p$ is 0.49 ± 0.14 MeV.
2. The $\Sigma_c^* \bar{D}^*$ state with $J^P = 1/2^-$ prefers to decay into the $\eta_c p$ channel rather than the $J/\psi p$ channel.
3. For the $\Sigma_c^* \bar{D}^*$ state in $J^P = \frac{3}{2}^-$, it couples much more strongly with $J/\psi p$ channel than that in $J^P = \frac{1}{2}^-$ state.
4. If the $\Sigma_c^* \bar{D}^*$ molecule with $J^P = \frac{3}{2}^-$ exists, its $\eta_c p$ decay mode is severely suppressed by the D-wave decay mechanism (of $\mathcal{O}(10^{-3})$). Thus, it is much easier to be detected in the $J/\psi p$ channel.

In addition, we further extend our framework to explore decay patterns of the hidden-bottom $\Sigma_b^{(*)} B^{(*)}$ molecular pentaquarks assuming their existence. Their partial decay widths and the branching fraction ratios versus the masses are presented in Fig. 6 and Fig. 7 in the Appendix C.

² The central value of the P_c decay width is used to estimate the branching fractions.

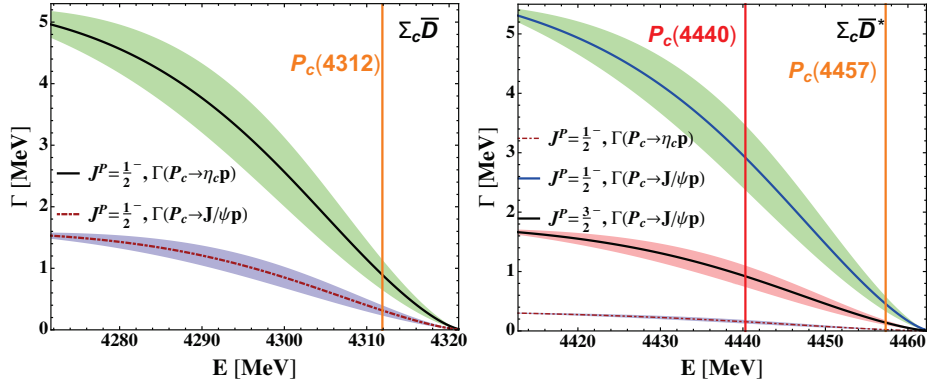


FIG. 2. The mass dependence of the partial decay width for the P_c states decaying into the $J/\psi p$ and $\eta_c p$ channels in scenario I. The binding energy is in the range of $-50 \sim -1$ MeV.

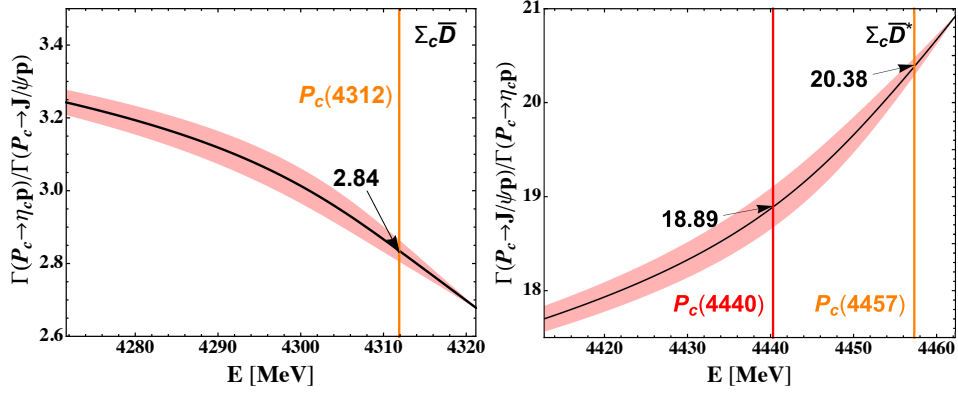


FIG. 3. The branching fraction ratios for the P_c states with $J^P = \frac{1}{2}^-$ decaying into the $J/\psi p$ and $\eta_c p$ channels.

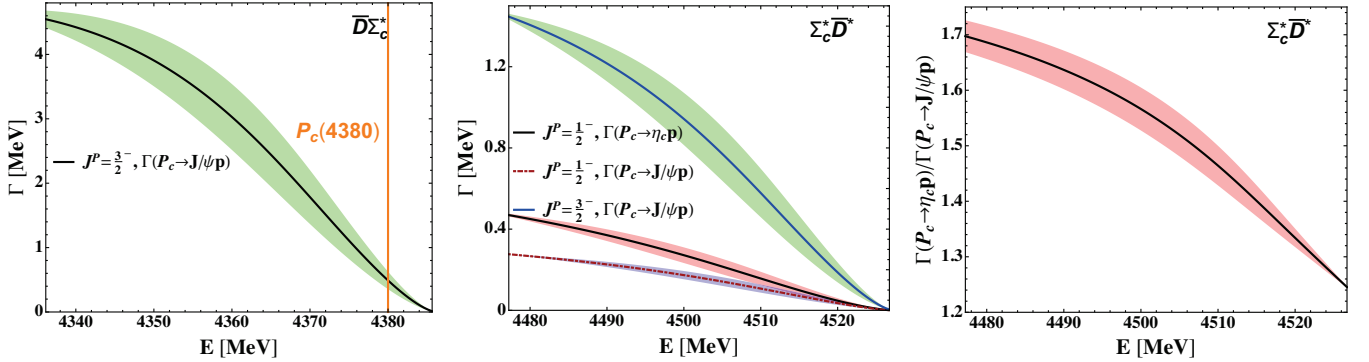


FIG. 4. The mass dependence of the partial decay width for the P_c states decaying into the $J/\psi N$ and $\eta_c N$ channels in scenario I. The binding energy is in the range of $-50 \sim -1$ MeV.

V. P_c STATES AS ADMIXTURES OF $\Sigma_c^{(*)} \bar{D}^{(*)}$ CONFIGURATIONS

In scenario II, we improve our results with the exact molecular wave functions obtained by solving the coupled channel Schrödinger equation in the scheme of the one-boson-exchange (OBE) model. The explicit details of the calculations are referred to Ref. [8]. The relative molecular wave functions between the constituent meson and baryon are pre-

sented in Fig. 5. In Ref. [8], the P_c states observed by the LHCb collaboration can coexist as the admixtures of $\Sigma_c^{(*)} \bar{D}^{(*)}$ molecular states as illustrated in Table V. The $P_c(4312)$ and $P_c(4440)$ are the $J^P = \frac{1}{2}^-$ molecular states mainly composed of $\Sigma_c \bar{D}$ and $\Sigma_c \bar{D}^*$ channels, while the $P_c(4457)$ and $P_c(4380)$ are the $J^P = \frac{3}{2}^-$ molecules mainly composed of $\Sigma_c^* \bar{D}$ and $\Sigma_c^* \bar{D}^*$ channels, respectively. In particular, the other flavor configurations also provide important contributions to reproduce the P_c states. For instance, the $\Sigma_c^* \bar{D}^*$ channel couples with the

$\Sigma_c \bar{D}^*$ and contributes to the $P_c(4457)$ state with its probability around 21%. Since the D -wave components contribute a tiny proportion to the P_c states with their probabilities less than 5%, the decay from the D -wave components into the $J/\psi p$ ($\eta_c p$) channels will be suppressed. Here, we only consider the S -wave flavor configurations in calculating the partial decay widths.

In Table VI, we collect the T -matrices for the possible flavor configurations decaying into the $J/\psi p$ ($\eta_c p$) channels. Their sum contributes to the partial decay widths. It is interesting that the coupled channel effect significantly changes the decay pattern of the $P_c(4312)$. As illustrated in section IV B, taking the $P_c(4312)$ as the pure $\Sigma_c \bar{D}$ molecule, the partial decay width ratios between the $\eta_c p$ and $J/\psi p$ is nearly three. Considering the coupled channel effect, the S -wave component $\Sigma_c \bar{D}^*$ is considerable and occupies around 11%. However, its contribution to the $J/\psi p$ decay mode is larger than that from the dominant $\Sigma_c \bar{D}$ configuration and enlarges the partial decay width. These results indicate that the interaction between the $\Sigma_c \bar{D}^*$ and $J/\psi p$ is much stronger than that in the $\Sigma_c \bar{D}$ system with $J^P = 1/2^-$. This is also consistent with the prediction in the heavy quark limit, in which the $V_{\text{eff}}(\Sigma_c \bar{D}^* - J/\psi p)$ is the largest while the $V_{\text{eff}}(\Sigma_c \bar{D} - J/\psi p)$ is the smallest for the channels with $J^P = \frac{1}{2}^-$. At present, R_1 becomes 0.53, this is strongly contrasted with the single channel ratio 2.84. When we exclude the contribution from the $\Sigma_c \bar{D}^*$ configuration, the decay ratio R_1 of the $P_c(4312)$ becomes around 3, which is similar to the value in scenario I.

In Ref. [8], the coupled channel effect is also considerably large for the $P_c(4457)$. It contains 21% $\Sigma_c^* \bar{D}^*$ configuration, which strongly couples with the $J/\psi p$ channel as illustrated in section IV B. The interference effect between the contributions from the $\Sigma_c^* \bar{D}^*$ and $\Sigma_c \bar{D}^*$ is constructive and enlarges the partial decay width. Here, the decay width of $\Gamma(P_c(4457) \rightarrow J/\psi p)$ is 0.90 MeV, which is several times larger than that of the pure $\Sigma_c \bar{D}^*$ molecular state with $J^P = 3/2^-$.

For the $P_c(4440)$ molecular state mainly composed of the $\Sigma_c \bar{D}^*$ channel with $J^P = 1/2^-$, as listed in Table VI, the signs of the scattering amplitudes for the $\Sigma_c \bar{D}^*$ and $\Sigma_c^* \bar{D}^*$ with the $\eta_c p$ channel are opposite. The contributions partly cancel with each other. Finally, this cancelation leads to a quiet small partial decay width of the decay $P_c(4440) \rightarrow \eta_c p$, which is suppressed by several orders compared with the $J/\psi p$ decay. In other words, it may be a little hard to observe the $P_c(4440)$ in the $\eta_c p$ channel.

Since a loosely bound molecular state $P_c(4380)$ mainly composed of an S -wave $\Sigma_c \bar{D}$ component can be reproduced using the same set of parameters in our previous work [8], we also obtain the decay width of $P_c(4380) \rightarrow J/\psi p$, $\Gamma = 2.34$ MeV. The partial decay width of $P_c(4380) \rightarrow \eta_c p$ is suppressed by $O(10^{-3})$.

VI. SUMMARY

Inspired by the observations from the LHCb collaboration [2], we have calculated the partial decay widths for the P_c states as the $\Sigma_c^{(*)} \bar{D}^{(*)}$ molecules decaying into the $J/\psi p$ and

$\eta_c p$ channels in the quark interchange model. Their partial decay widths are related with the scattering amplitudes between the $\Sigma_c^{(*)} \bar{D}^{(*)}$ and $J/\psi p$ ($\eta_c p$) channels, which are derived by the quark interchange model. In the quark level, the interactions between the hadrons are equivalently represented in terms of the interactions between the quarks. All the parameters in the quark model are determined by the mass spectra of the mesons.

In our calculations, we discuss the hidden-charm partial decay behaviors of the P_c states as the pure (scenario I) or the coupled $\Sigma_c^{(*)} \bar{D}^{(*)}$ molecules (scenario II). The corresponding results are summarized in Table VII.

As a pure $\Sigma_c \bar{D}$ molecule with $J^P = 1/2^-$, the $P_c(4312)$ has a larger decay width for the $\eta_c p$ decay mode than the $J/\psi p$ mode. Thus, one can expect the observation of the $P_c(4312)$ in the $\eta_c p$ decay channel. For the $P_c(4440)/P_c(4457)$ states in scenario I, the decay widths of $P_c \rightarrow J/\psi p$ are larger than that of $P_c \rightarrow \eta_c p$ because of the stronger interaction between the $\Sigma_c \bar{D}^*$ state and the $J/\psi p$ channel.

With the coupled channel effect between different flavor configurations taken into account, one can reproduce the masses of $P_c(4312)$, $P_c(4440)$, $P_c(4457)$, and $P_c(4380)$ states simultaneously in Ref. [8]. They are the molecules mainly composed of $\Sigma_c \bar{D}$ with $J^P = \frac{1}{2}^-$, $\Sigma_c \bar{D}^*$ with $J^P = \frac{1}{2}^-$ and $J^P = \frac{3}{2}^-$, and $\Sigma_c^* \bar{D}$ with $J^P = \frac{3}{2}^-$, respectively. Besides, the four P_c states also contain other non-negligible flavor configurations. The coupled channel effect significantly influences the $J/\psi p$ decay mode of the $P_c(4312)$ and the $\eta_c p$ decay mode of the $P_c(4440)$. Our results indicate that the $P_c(4312)$ is easier to decay into the $J/\psi p$ than the $\eta_c p$ channel. Since the partial decay widths into the two channels are not so different, we expect $P_c(4312)$ can be observed in the $\eta_c p$ channel in the near future experiment, like the LHCb Collaboration.

In contrast to the prediction in scenario I, the $P_c(4440)$ may be a little hard to be observed in the $\eta_c p$ channel in scenario II due to the destructive interference of the configurations $\Sigma_c \bar{D}^*$ and $\Sigma_c^* \bar{D}^*$. The tensions between the two scenarios will help to probe the molecular components in the $P_c(4312)$ and $P_c(4440)$ states.

In Table VII, we find that the predicted partial decay widths in scenario II are generally larger than those in scenario I except that of $P_c(4440) \rightarrow \eta_c p$. This may come from the different relative molecular wave functions in the two scenarios. In scenario I, the radial wave function in the momentum space $|\mathbf{p}|R_0(\mathbf{p})$ ($R_0(\mathbf{p})$ is the molecular wave function in Eq. (5) with \mathbf{p} being the relative momentum) is zero at $|\mathbf{p}| = 0$, while in scenario II the wave function obtained in the OBE model is not zero after Fourier transformation of the wave functions in Fig. 5. In the overlap of the wave functions, the region with small $|\mathbf{p}|$ may play an important role.

The obtained decay widths and branching fraction ratios are useful to explore the molecular assignment for the hidden-charm pentaquak states, which can be also examined by the experiments and the Lattice QCD in the coming years. The investigation of the decay properties will help to explore the reasonability of the molecular assignment and understand the inner dynamics of the exotic states.

TABLE V. The masses (in unit of MeV) of the hidden-charm P_c state and probabilities for different flavor configurations in the state [8]. The “ $\sim 0\%$ ” denotes that the proportion of the corresponding configuration is tiny and negligible.

$P_c(4312) I(J^P) = \frac{1}{2}(\frac{1}{2}^-)$									
Mass	$\Sigma_c \bar{D}^* ^2 S_{\frac{1}{2}} \rangle$	$\Sigma_c^* \bar{D}^* ^4 D_{\frac{1}{2}} \rangle$	$\Sigma_c \bar{D}^* ^2 S_{\frac{1}{2}} \rangle$	$\Sigma_c \bar{D}^* ^4 D_{\frac{1}{2}} \rangle$	$\Sigma_c^* \bar{D}^* ^2 S_{\frac{1}{2}} \rangle$	$\Sigma_c^* \bar{D}^* ^4 D_{\frac{1}{2}} \rangle$	$\Sigma_c^* \bar{D}^* ^6 D_{\frac{1}{2}} \rangle$		
4312.75	84%	$\sim 0\%$	11%	$\sim 1\%$	4%	$\sim 0\%$	$\sim 0\%$		
$P_c(4440) I(J^P) = \frac{1}{2}(\frac{1}{2}^-)$									
Mass	$\Sigma_c \bar{D}^* ^2 S_{\frac{1}{2}} \rangle$	$\Sigma_c \bar{D}^* ^4 D_{\frac{1}{2}} \rangle$	$\Sigma_c^* \bar{D}^* ^2 S_{\frac{1}{2}} \rangle$	$\Sigma_c^* \bar{D}^* ^4 D_{\frac{1}{2}} \rangle$	$\Sigma_c^* \bar{D}^* ^6 D_{\frac{1}{2}} \rangle$				
4442.88	94%	1%	5%	$\sim 0\%$	$\sim 0\%$				
$P_c(4457) I(J^P) = \frac{1}{2}(\frac{3}{2}^-)$									
Mass	$\Sigma_c \bar{D}^* ^4 S_{\frac{3}{2}} \rangle$	$\Sigma_c \bar{D}^* ^4 D_{\frac{3}{2}} \rangle$	$\Sigma_c \bar{D}^* ^4 S_{\frac{3}{2}} \rangle$	$\Sigma_c^* \bar{D}^* ^4 S_{\frac{3}{2}} \rangle$	$\Sigma_c^* \bar{D}^* ^2 D_{\frac{3}{2}} \rangle$	$\Sigma_c^* \bar{D}^* ^4 D_{\frac{3}{2}} \rangle$	$\Sigma_c^* \bar{D}^* ^6 D_{\frac{3}{2}} \rangle$		
4457.77	74%	1%	3%	21%	$\sim 0\%$	1%	$\sim 0\%$		
$P_c(4380) I(J^P) = \frac{1}{2}(\frac{3}{2}^-)$									
Mass	$\Sigma_c^* \bar{D}^* ^4 S_{\frac{3}{2}} \rangle$	$\Sigma_c^* \bar{D}^* ^4 D_{\frac{3}{2}} \rangle$	$\Sigma_c \bar{D}^* ^4 S_{\frac{3}{2}} \rangle$	$\Sigma_c \bar{D}^* ^2 D_{\frac{3}{2}} \rangle$	$\Sigma_c \bar{D}^* ^4 D_{\frac{3}{2}} \rangle$	$\Sigma_c^* \bar{D}^* ^4 S_{\frac{3}{2}} \rangle$	$\Sigma_c^* \bar{D}^* ^2 D_{\frac{3}{2}} \rangle$	$\Sigma_c^* \bar{D}^* ^4 D_{\frac{3}{2}} \rangle$	$\Sigma_c^* \bar{D}^* ^6 D_{\frac{3}{2}} \rangle$
4379.11	87%	$\sim 0\%$	6%	$\sim 0\%$	1%	4%	$\sim 0\%$	$\sim 0\%$	$\sim 0\%$

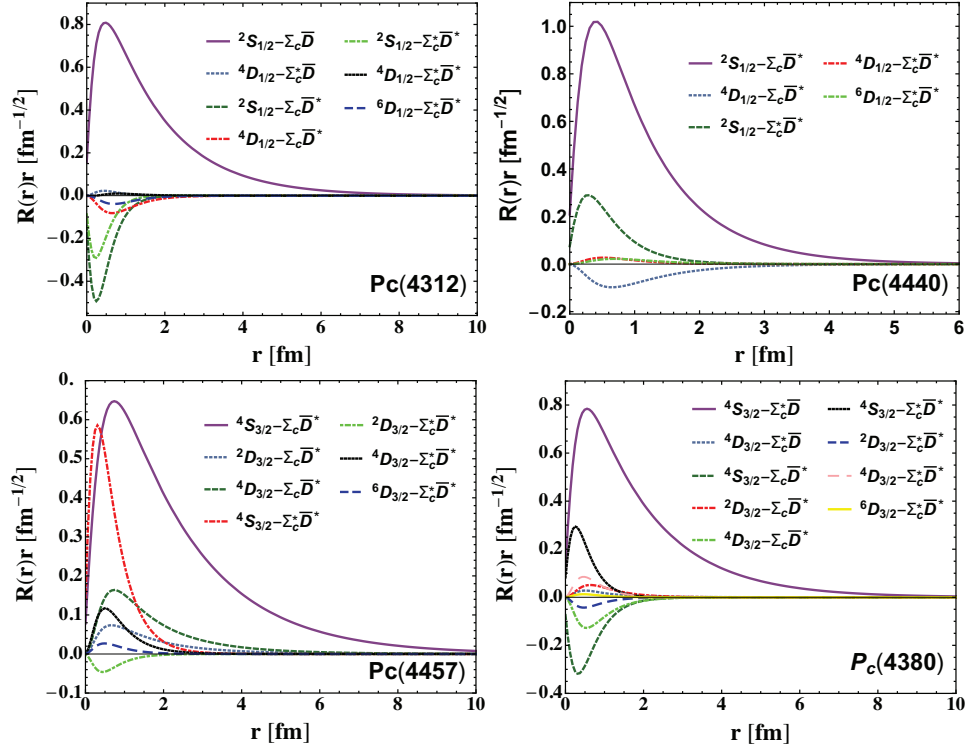


FIG. 5. The relative wave functions between the two constituent hadrons in the molecular P_c states in the OBE model.

ACKNOWLEDGEMENTS

The authors are very grateful to X. L. Chen and W. Z. Deng for very helpful discussions. This project is supported by the National Natural Science Foundation of China under Grants 11575008, 11621131001, 11975033 and 11975165. R. C. is

also supported by the National Postdoctoral Program for Innovative Talent. This work is partly supported by the China National Funds for Distinguished Young Scientists under Grant No. 11825503 and National Program for Support of Top-notch Young Professionals.

TABLE VI. The matrix elements T_{ll} for the decays $P_c \rightarrow J/\psi N$ and $P_c \rightarrow \eta_c N$ with the P_c as the admixture of different $\Sigma_c^{(*)} \bar{D}^{(*)}$ configurations. The “PW” denotes the partial decay width.

Scenario II		T_{00}			
$\frac{1}{2}^-$	$P_c(4312)$	$\Sigma_c \bar{D}$	$\Sigma_c \bar{D}^*$	$\Sigma_c^* \bar{D}^*$	PW [MeV]
	$\eta_c p$	-0.86	-0.14	0.16	1.98
	$J/\psi p$	0.55	0.62	0.13	3.77
	$P_c(4440)$	$\Sigma_c \bar{D}^*$	$\Sigma_c^* \bar{D}^*$		PW [MeV]
	$\eta_c p$	-0.23	0.09		0.06
	$J/\psi p$	1.06	0.08		3.79
$\frac{3}{2}^-$	$P_c(4457)$	$\Sigma_c \bar{D}^*$	$\Sigma_c^* \bar{D}^*$		PW [MeV]
	$J/\psi p$	-0.36	-0.18		0.90
	$P_c(4380)$	$\Sigma_c^* \bar{D}$	$\Sigma_c \bar{D}^*$	$\Sigma_c^* \bar{D}^*$	PW [MeV]
	$J/\psi p$	0.82	0.21	-0.08	2.34

TABLE VII. Comparison of the partial decay widths for the decay modes $P_c \rightarrow J/\eta_c p$ and $P_c \rightarrow J/\psi p$ (in unit of MeV) as the pure $\Sigma_c^{(*)} \bar{D}^{(*)}$ molecules (S-I) and their admixtures (S-II), respectively. The “...” represents the absence of the corresponding results.

J^P	Channel	S-I	S-II
$\frac{1}{2}^-$	$P_c(4312) \rightarrow \eta_c p$	0.89 ± 0.25	1.98
	$P_c(4312) \rightarrow J/\psi p$	0.32 ± 0.08	3.77
	$\frac{P_c(4312) \rightarrow \eta_c p}{P_c(4312) \rightarrow J/\psi p}$	2.84 ± 0.03	0.53
$\frac{1}{2}^-$	$P_c(4440) \rightarrow \eta_c p$	0.15 ± 0.03	0.06
	$P_c(4440) \rightarrow J/\psi p$	2.92 ± 0.55	3.79
	$\frac{P_c(4440) \rightarrow J/\psi p}{P_c(4440) \rightarrow \eta_c p}$	18.89 ± 0.22	63.17
$\frac{3}{2}^-$	$P_c(4440) \rightarrow J/\psi p$	0.92 ± 0.18	...
$\frac{1}{2}^-$	$P_c(4457) \rightarrow \eta_c p$	0.02 ± 0.01	...
	$P_c(4457) \rightarrow J/\psi p$	0.45 ± 0.13	...
	$\frac{P_c(4457) \rightarrow J/\psi p}{P_c(4457) \rightarrow \eta_c p}$	20.38 ± 0.09	...
$\frac{3}{2}^-$	$P_c(4457) \rightarrow J/\psi p$	0.14 ± 0.04	0.90
$\frac{3}{2}^-$	$P_c(4380) \rightarrow J/\psi p$	0.49 ± 0.14	2.34

Appendix A: The spatial wave function ϕ

In this work, we use the Gaussian basis to mimic the spatial wave functions of the hadrons. The wave function of a meson

in the momentum space reads

$$\phi(\mathbf{p}_{\text{rel}}) = \frac{1}{\beta^{3/2} \pi^{3/2}} \exp\left(-\frac{\mathbf{p}_{\text{rel}}^2}{2\beta^2}\right), \quad (\text{A1})$$

with the relative momentum

$$\mathbf{p}_{\text{rel}} = \frac{m_{\bar{q}} \mathbf{p}_q - m_q \mathbf{p}_{\bar{q}}}{m_q + m_{\bar{q}}}, \quad (\text{A2})$$

where $m_q(m_{\bar{q}})$ and $\mathbf{p}_q(\mathbf{p}_{\bar{q}})$ are the mass and momentum of the quark (antiquark) in the meson, respectively. β is the oscillating parameter. Its value is estimated with the root mean square radius of the meson in the Godfrey-Isgur model [60], which are listed in Table VIII.

TABLE VIII. The oscillating parameters (in units of GeV) in the wave functions of the mesons and baryons. The superscripts c and b represent the charmed and bottom baryons, respectively.

α_ρ	α_λ^c	α_λ^b	β_D	β_{D^*}	β_{η_c}
0.40	0.49	0.51	0.60	0.52	0.83
$\beta_{J/\psi}$	β_B	β_{B^*}	β_{η_b}	$\beta_{\Upsilon(1S)}$	
0.73	0.58	0.54	1.22	1.14	

For a baryon with two independent Jacobi coordinates, the wave function is

$$\psi(\mathbf{p}_\lambda, \mathbf{p}_\rho) = \frac{3^{3/4}}{\pi^{3/2} \alpha_\rho^{3/2} \alpha_\lambda^{3/2}} \exp\left(-\frac{\mathbf{p}_\rho^2}{2\alpha_\rho^2} - \frac{\mathbf{p}_\lambda^2}{2\alpha_\lambda^2}\right), \quad (\text{A3})$$

with

$$\mathbf{p}_\rho = \frac{(m_3 + 2m_5) p_4 - (m_3 + 2m_4) p_5 + (m_5 - m_4) p_3}{\sqrt{2}(m_4 + m_5 + m_3)},$$

$$\mathbf{p}_\lambda = \sqrt{\frac{3}{2}} \frac{m_3(p_4 + p_5) - (m_4 + m_5) p_3}{m_4 + m_5 + m_3}, \quad (\text{A4})$$

where m_3, m_4 , and m_5 are the masses of the consistent quarks. α_ρ and α_λ are the oscillating parameters, which satisfy

$$\alpha_\lambda^2 = \sqrt{\frac{3m_Q}{2m_q + m_Q}} \alpha_\rho^2, \quad (\text{A5})$$

for a heavy baryon. Here, m_q and m_Q are the masses of the light and heavy quarks, respectively. For the nucleon with three light quarks, one has $\alpha_\rho = \alpha_\lambda = \alpha$ and its wave function can be written as

$$\psi(\mathbf{p}) = \frac{3^{3/4}}{\pi^{3/2} \alpha^3} \exp\left(-\frac{\mathbf{p}_\rho^2 + \mathbf{p}_\lambda^2}{2\alpha^2}\right). \quad (\text{A6})$$

The values of the α_λ and α_ρ are collected in Table VIII.

Appendix B: The flavor-spin factor $\mathcal{I}_{\text{flavor-spin}}$

In the quark interchange model, the flavor-spin factor $\mathcal{I}_{\text{flavor-spin}}$ reads

$$\mathcal{I}_{\text{flavor-spin}} = \left\langle \left[\chi_C(13)_{s_c}^{I_c} \otimes \chi_D(245)_{s_d}^{I_d} \right]_{S'}^{I'} \middle| \hat{V}_s \middle| \left[\chi_A(12)_{s_a}^{I_a} \otimes \chi_B(345)_{s_b}^{I_b} \right]_S^I \right\rangle, \quad (\text{B1})$$

where $S^{(\prime)}$ and $I^{(\prime)}$ are the spin and isospin of the initial (final) state, respectively. $s_{a,b,c,d}$ and $I_{a,b,c,d}$ denote the spin and isospin for the different hadrons. \hat{V}_s represents the spin operator.

We use the decay $\bar{D}^{(*)}\Sigma_c^{(*)++} \rightarrow J/\psi(\eta_c)p$ as an example

to illustrate the calculation of the $\mathcal{I}_{\text{flavor-spin}}$. In the scattering process, the flavor factor $\mathcal{I}_{\text{flavor}} = 1$. For the spin factor $\mathcal{I}_{\text{spin}}$, when $\hat{V}_s = \mathbf{1}$, it reads

$$\mathcal{I}_{\text{spin}} = \langle [\chi_C(13)_{s_c} \otimes \chi_D(245)_{s_d}]_{S'} | \mathbf{1} | [\chi_A(12)_{s_a} \otimes \chi_B(345)_{s_b}]_S \rangle = \hat{s}_c \hat{s}_d \hat{s}_a \hat{s}_b \begin{pmatrix} \frac{1}{2} & \frac{1}{2} & s_c \\ \frac{1}{2} & s_{45} & s_d \\ s_a & s_b & S \end{pmatrix}, \quad (\text{B2})$$

with $\hat{X} = \sqrt{2X+1}$. When $\hat{V}_s = \mathbf{S}_i \cdot \mathbf{S}_j$, the $\mathcal{I}_{\text{spin}}$ for different diagrams in Fig. 1 are expressed as

$$\begin{aligned} \mathcal{I}_{\text{spin}}^{d_1} &= \langle [\chi_C(13)_{s_c}^{I_c} \otimes \chi_D(245)_{s_d}^{I_d}]_{S'}^{I'} \middle| \mathbf{S}_2 \cdot \mathbf{S}_3 \middle| [\chi_A(12)_{s_a}^{I_a} \otimes \chi_B(345)_{s_b}^{I_b}]_S^I \rangle \\ &= \sum_{s_{23}s_{145}} (-1)^{s_c+s_a} \hat{s}_a \hat{s}_b \hat{s}_c \hat{s}_d (\hat{s}_{23} \hat{s}_{145})^2 \begin{pmatrix} \frac{1}{2} & \frac{1}{2} & s_c \\ \frac{1}{2} & s_{45} & s_d \\ s_{32} & s_{145} & S \end{pmatrix} \begin{pmatrix} \frac{1}{2} & \frac{1}{2} & s_a \\ \frac{1}{2} & s_{45} & s_b \\ s_{23} & s_{145} & S \end{pmatrix} (-1)^{s_{23}-1} \left(\frac{1}{2} s_{23}(s_{23}+1) - \frac{3}{4} \right), \\ \mathcal{I}_{\text{spin}}^{d_2} &= \langle [\chi_C(13)_{s_c}^{I_c} \otimes \chi_D(245)_{s_d}^{I_d}]_{S'}^{I'} \middle| \mathbf{S}_2 \cdot \mathbf{S}_4 \middle| [\chi_A(12)_{s_a}^{I_a} \otimes \chi_B(345)_{s_b}^{I_b}]_S^I \rangle \\ &= \sum_{s_{24}} (-1)^{3+2s_d} \hat{s}_c \hat{s}_d \hat{s}_a \hat{s}_b \begin{pmatrix} \frac{1}{2} & \frac{1}{2} & s_a \\ \frac{1}{2} & s_{45} & s_b \\ s_c & s_d & S \end{pmatrix} (s_{24} \hat{s}_{45} \left\{ \begin{matrix} 1/2 & 1/2 & s_{24} \\ 1/2 & s_d & s_{45} \end{matrix} \right\})^2 \left(\frac{1}{2} s_{24}(s_{24}+1) - \frac{3}{4} \right), \\ \mathcal{I}_{\text{spin}}^{\bar{d}_1} &= \langle [\chi_C(13)_{s_c}^{I_c} \otimes \chi_D(245)_{s_d}^{I_d}]_{S'}^{I'} \middle| \mathbf{S}_1 \cdot \mathbf{S}_3 \middle| [\chi_A(12)_{s_a}^{I_a} \otimes \chi_B(345)_{s_b}^{I_b}]_S^I \rangle \\ &= \hat{s}_c \hat{s}_d \hat{s}_a \hat{s}_b \begin{pmatrix} \frac{1}{2} & \frac{1}{2} & s_c \\ \frac{1}{2} & s_{45} & s_d \\ s_a & s_b & S \end{pmatrix} \left(\frac{1}{2} s_c(s_c+1) - \frac{3}{4} \right), \\ \mathcal{I}_{\text{spin}}^{\bar{d}_2} &= \langle [\chi_C(13)_{s_c}^{I_c} \otimes \chi_D(245)_{s_d}^{I_d}]_{S'}^{I'} \middle| \mathbf{S}_1 \cdot \mathbf{S}_4 \middle| [\chi_A(12)_{s_a}^{I_a} \otimes \chi_B(345)_{s_b}^{I_b}]_S^I \rangle \\ &= \sum_{s_{23}s_{145}} \sum_{s_{14}} (-1)^{s_c+s_a} \hat{s}_a \hat{s}_b \hat{s}_c \hat{s}_d (\hat{s}_{23} \hat{s}_{145})^2 \begin{pmatrix} \frac{1}{2} & \frac{1}{2} & s_c \\ \frac{1}{2} & s_{45} & s_d \\ s_{32} & s_{145} & S \end{pmatrix} \begin{pmatrix} \frac{1}{2} & \frac{1}{2} & s_a \\ \frac{1}{2} & s_{45} & s_b \\ s_{23} & s_{145} & S \end{pmatrix} \\ &\quad \times (-1)^{s_{23}-1} \left((-1)^{3/2+s_{145}} \hat{s}_{14} \hat{s}_{45} \left\{ \begin{matrix} 1/2 & 1/2 & s_{14} \\ 1/2 & s_{145} & s_{45} \end{matrix} \right\} \right)^2 \left(\frac{1}{2} s_{14}(s_{14}+1) - \frac{3}{4} \right). \end{aligned}$$

With these method, one can easily calculate $\mathcal{I}_{\text{spin}}$ for the post diagrams.

Appendix C: The decay of the P_b state

In this section, we assume that the pentaquark states in the bottom sector exist as the pure molecules $B^{(*)}\Sigma_b^{(*)}$. We extend the method in scenario I to calculate the partial decay widths

from the P_b states into the $\Upsilon(1S)p$ and $\eta_b p$ channels. The decay widths and the decay ratios between the two channels versus the mass spectra of the P_b states are shown in Fig. 6 and Fig. 7, respectively.

-
- [1] R. Aaij *et al.* [LHCb Collaboration], Phys. Rev. Lett. **115**, 072001 (2015) [arXiv:1507.03414 [hep-ex]].
 - [2] R. Aaij *et al.* [LHCb Collaboration], Phys. Rev. Lett. **122**, no. 22, 222001 (2019) [arXiv:1904.03947 [hep-ex]].
 - [3] Z. C. Yang, Z. F. Sun, J. He, X. Liu and S. L. Zhu, Chin. Phys. C **36**, 6 (2012) [arXiv:1105.2901 [hep-ph]].
 - [4] J. J. Wu, R. Molina, E. Oset and B. S. Zou, Phys. Rev. Lett. **105**, 232001 (2010) [arXiv:1007.0573 [nucl-th]].
 - [5] W. L. Wang, F. Huang, Z. Y. Zhang and B. S. Zou, Phys. Rev. C **84**, 015203 (2011) [arXiv:1101.0453 [nucl-th]].
 - [6] J. J. Wu, T.-S. H. Lee and B. S. Zou, Phys. Rev. C **85**, 044002 (2012) [arXiv:1202.1036 [nucl-th]].
 - [7] M. Karliner and J. L. Rosner, Phys. Rev. Lett. **115**, no. 12, 122001 (2015) [arXiv:1506.06386 [hep-ph]].
 - [8] R. Chen, Z. F. Sun, X. Liu and S. L. Zhu, Phys. Rev. D **100**, no. 1, 011502 (2019) [arXiv:1903.11013 [hep-ph]].
 - [9] M. Z. Liu, Y. W. Pan, F. Z. Peng, M. Snchez Snchez, L. S. Geng, A. Hosaka and M. Pavon Valderrama, Phys. Rev. Lett. **122**, no. 24, 242001 (2019) [arXiv:1903.11560 [hep-ph]].
 - [10] J. He, Eur. Phys. J. C **79**, no. 5, 393 (2019) [arXiv:1903.11872 [hep-ph]].
 - [11] C. W. Xiao, J. Nieves and E. Oset, Phys. Rev. D **100**, no. 1, 014021 (2019) [arXiv:1904.01296 [hep-ph]].
 - [12] L. Meng, B. Wang, G. J. Wang and S. L. Zhu, Phys. Rev. D **100**, no. 1, 014031 (2019) [arXiv:1905.04113 [hep-ph]].
 - [13] Y. Yamaguchi, H. Garca-Tecocoatz, A. Giachino, A. Hosaka, E. Santopinto, S. Takeuchi and M. Takizawa, arXiv:1907.04684 [hep-ph].
 - [14] M. Pavon Valderrama, arXiv:1907.05294 [hep-ph].
 - [15] M. Z. Liu, T. W. Wu, M. Snchez Snchez, M. P. Valderrama, L. S. Geng and J. J. Xie, arXiv:1907.06093 [hep-ph].
 - [16] H. Huang, J. He and J. Ping, arXiv:1904.00221 [hep-ph].
 - [17] J. J. Wu, T.-S. H. Lee and B. S. Zou, Phys. Rev. C **100**, no. 3, 035206 (2019) [arXiv:1906.05375 [nucl-th]].
 - [18] S. Sakai, H. J. Jing and F. K. Guo, Phys. Rev. D **100**, no. 7, 074007 (2019) [arXiv:1907.03414 [hep-ph]].
 - [19] Z. H. Guo and J. A. Oller, Phys. Lett. B **793**, 144 (2019) [arXiv:1904.00851 [hep-ph]].
 - [20] C. J. Xiao, Y. Huang, Y. B. Dong, L. S. Geng and D. Y. Chen, Phys. Rev. D **100**, no. 1, 014022 (2019) [arXiv:1904.00872 [hep-ph]].
 - [21] H. X. Chen, W. Chen and S. L. Zhu, Phys. Rev. D **100**, no. 5, 051501 (2019) [arXiv:1903.11001 [hep-ph]].
 - [22] M. B. Voloshin, Phys. Rev. D **100**, no. 3, 034020 (2019) [arXiv:1907.01476 [hep-ph]].
 - [23] F. K. Guo, H. J. Jing, U. G. Meißner and S. Sakai, Phys. Rev. D **99**, no. 9, 091501 (2019) [arXiv:1903.11503 [hep-ph]].
 - [24] Y. H. Lin and B. S. Zou, Phys. Rev. D **100**, no. 5, 056005 (2019) [arXiv:1908.05309 [hep-ph]].
 - [25] T. Gutsche and V. E. Lyubovitskij, arXiv:1910.03984 [hep-ph].
 - [26] T. J. Burns and E. S. Swanson, arXiv:1908.03528 [hep-ph].
 - [27] Z. G. Wang and X. Wang, arXiv:1907.04582 [hep-ph].
 - [28] M. L. Du, V. Baru, F. K. Guo, C. Hanhart, U. G. Meiner, J. A. Oller and Q. Wang, arXiv:1910.11846 [hep-ph].
 - [29] B. Wang, L. Meng and S. L. Zhu, arXiv:1909.13054 [hep-ph].
 - [30] X. Z. Weng, X. L. Chen, W. Z. Deng and S. L. Zhu, Phys. Rev. D **100**, no. 1, 016014 (2019) [arXiv:1904.09891 [hep-ph]].
 - [31] A. Ali and A. Y. Parkhomenko, Phys. Lett. B **793**, 365 (2019) [arXiv:1904.00446 [hep-ph]].
 - [32] A. Ali, I. Ahmed, M. J. Aslam, A. Y. Parkhomenko and A. Rehman, JHEP **1910**, 256 (2019) [arXiv:1907.06507 [hep-ph]].
 - [33] Z. G. Wang, arXiv:1905.02892 [hep-ph].
 - [34] J. F. Giron, R. F. Lebed and C. T. Peterson, JHEP **1905**, 061 (2019) [arXiv:1903.04551 [hep-ph]].
 - [35] J. B. Cheng and Y. R. Liu, Phys. Rev. D **100**, no. 5, 054002 (2019) [arXiv:1905.08605 [hep-ph]].
 - [36] F. Stancu, arXiv:1902.07101 [hep-ph].
 - [37] M. I. Eides, V. Y. Petrov and M. V. Polyakov, arXiv:1904.11616 [hep-ph].
 - [38] H. X. Chen, W. Chen, X. Liu and S. L. Zhu, Phys. Rept. **639**, 1 (2016) [arXiv:1601.02092 [hep-ph]].
 - [39] Y. R. Liu, H. X. Chen, W. Chen, X. Liu and S. L. Zhu, Prog. Part. Nucl. Phys. **107**, 237 (2019) [arXiv:1903.11976 [hep-ph]].
 - [40] N. Brambilla, S. Eidelman, C. Hanhart, A. Nefediev, C. P. Shen, C. E. Thomas, A. Vairo and C. Z. Yuan, arXiv:1907.07583 [hep-ex].
 - [41] F. K. Guo, C. Hanhart, U. G. Meiner, Q. Wang, Q. Zhao and B. S. Zou, Rev. Mod. Phys. **90**, no. 1, 015004 (2018) [arXiv:1705.00141 [hep-ph]].
 - [42] A. Esposito, A. Pilloni and A. D. Polosa, Phys. Rept. **668**, 1 (2017) [arXiv:1611.07920 [hep-ph]].
 - [43] A. Hosaka, T. Iijima, K. Miyabayashi, Y. Sakai and S. Yasui, PTEP **2016**, no. 6, 062C01 (2016) [arXiv:1603.09229 [hep-ph]].
 - [44] Y. J. Xu, C. Y. Cui, Y. L. Liu and M. Q. Huang, arXiv:1907.05097 [hep-ph].
 - [45] X. Cao and J. p. Dai, Phys. Rev. D **100**, no. 5, 054033 (2019) [arXiv:1904.06015 [hep-ph]].
 - [46] C. Y. Wong, E. S. Swanson and T. Barnes, Phys. Rev. C **65**, 014903 (2002) Erratum: [Phys. Rev. C **66**, 029901 (2002)] [nucl-th/0106067].
 - [47] J. P. Hilbert, N. Black, T. Barnes and E. S. Swanson, Phys. Rev. C **75**, 064907 (2007) [nucl-th/0701087 [NUCL-TH]].
 - [48] T. Barnes and E. S. Swanson, Phys. Rev. D **46**, 131 (1992).
 - [49] E. S. Swanson, Annals Phys. **220**, 73 (1992).
 - [50] T. Barnes, N. Black, D. J. Dean and E. S. Swanson, Phys. Rev. C **60**, 045202 (1999) [nucl-th/9902068].
 - [51] T. Barnes, N. Black and E. S. Swanson, Phys. Rev. C **63**, 025204 (2001) [nucl-th/0007025].
 - [52] G. J. Wang, X. H. Liu, L. Ma, X. Liu, X. L. Chen, W. Z. Deng and S. L. Zhu, Eur. Phys. J. C **79**, no. 7, 567 (2019) [arXiv:1811.10339 [hep-ph]].
 - [53] X. H. Liu, L. Ma, L. P. Sun, X. Liu and S. L. Zhu, Phys. Rev. D **90**, no. 7, 074020 (2014) [arXiv:1407.3684 [hep-ph]].
 - [54] Z. Y. Zhou, M. T. Yu and Z. Xiao, arXiv:1904.07509 [hep-ph].
 - [55] G. J. Wang, L. Meng and S. L. Zhu, arXiv:1907.05177 [hep-ph].

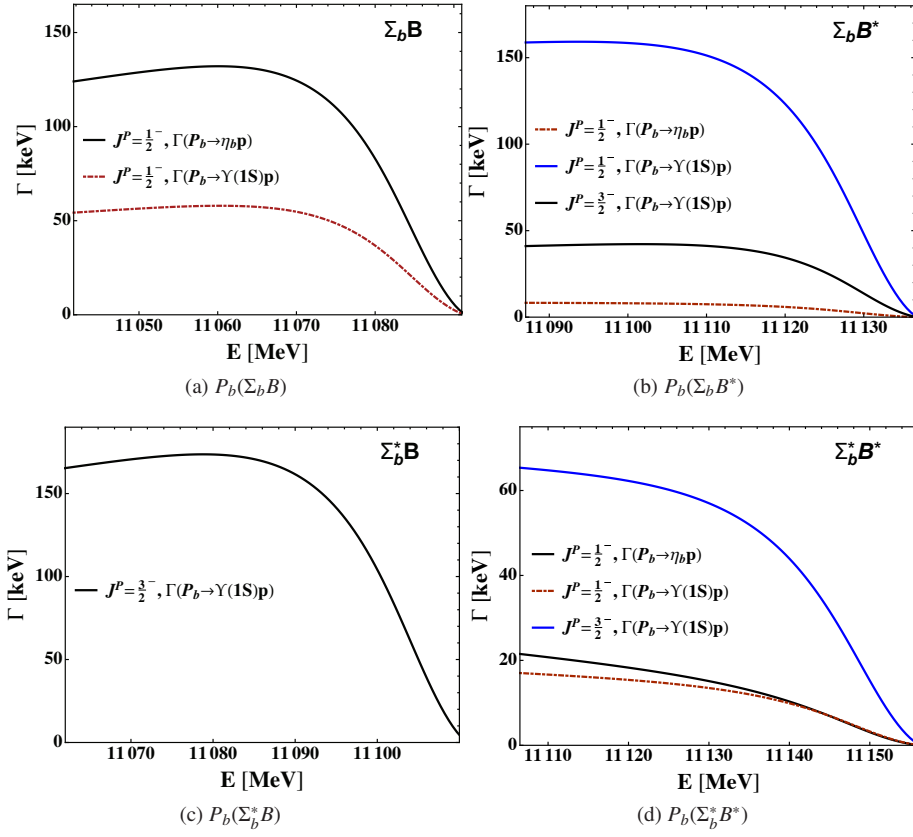


FIG. 6. The mass dependence of the partial decay widths of the $\Sigma_b^{(*)} B^{(*)}$ molecular states if they exist. The molecular wave function is estimated by a Gaussian function. The corresponding binding energy is in the range of $-50 \sim -1$ MeV.

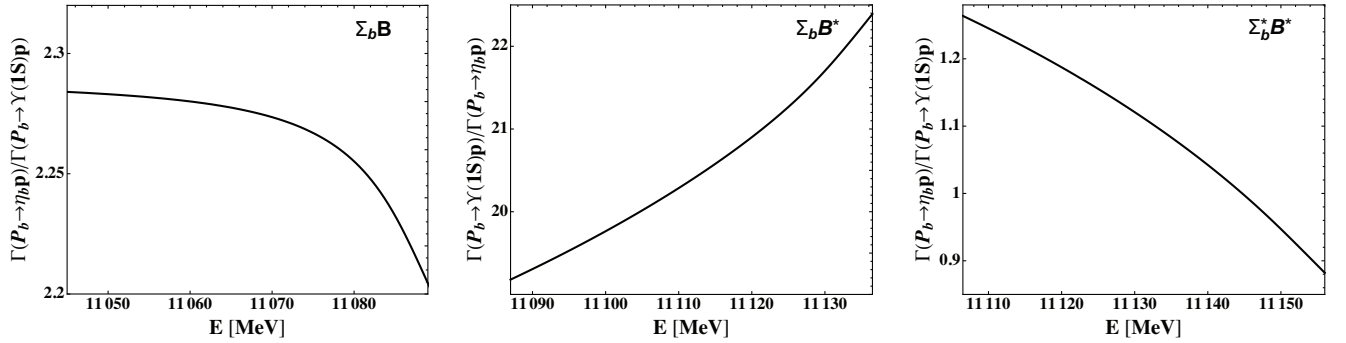


FIG. 7. The branching fraction ratios for the P_b states with $J^P = \frac{1}{2}^-$ decaying into the $\Upsilon(1S)p$ and $\eta_b p$ channels.

- [56] L. I. Schiff, Quantum Mechanics. McGraw-Hill, New York, 1968, pp. 384 - 387.
 [57] S. Weinberg, Phys. Rev. **130**, 776 (1963).
 [58] S. Weinberg, Phys. Rev. **131**, 440 (1963).

- [59] A. Ali *et al.* [GlueX Collaboration], Phys. Rev. Lett. **123**, no. 7, 072001 (2019) [arXiv:1905.10811 [nucl-ex]].
 [60] S. Godfrey and N. Isgur, Phys. Rev. D **32**, 189 (1985).