

Minimal texture of quark mass matrices and precision CKM measurements

Shivali Kaundal, Aakriti Bagai, Gulsheen Ahuja*, Manmohan Gupta⁺

*Department of Physics, Centre of Advanced Study,
Panjab University, Chandigarh, India.*

*gulsheen@pu.ac.in, ⁺mmgupta@pu.ac.in

November 27, 2024

Abstract

We have carried out an extensive analysis of all possible minimal texture quark mass matrices implying 169 texture 6 zero combinations. One finds that all these combinations are ruled out, a good number of these analytically, the other possibilities are excluded by the present quark mixing data. Interestingly, even if in future, there are changes in the ranges of the light quark masses, these conclusions remain valid.

Over the last couple of decades, noticable progress has been made in measuring the quark mixing parameters. Most of the Cabibbo Kobayashi Maskawa (CKM) [1, 2] parameters are now known within an accuracy of around 5%, this can be considered as being at the level of ‘precision measurements’ in the context of CKM phenomenology. Similarly, good deal of progress has been made in the measurement of the quark masses, in particular, the light quark masses, m_u , m_d and m_s have registered remarkable progress in their measurements in the last decade. This has been possible due to the lattice simulations providing the most reliable determination of the strange quark mass and of the average of the up and down quark masses, as emphasized by Flavour Lattice Averaging Group (FLAG) [3]. In view of the relationship of CKM matrix with the mass matrices, precision measurements of CKM parameters would undoubtedly have implications for the quark mass matrices. Similarly, considerable narrowing of the ranges of the light quark masses would allow us to determine the nature and structure of the quark mass matrices which are compatible with the CKM phenomenology.

It is well known that the mass matrices, having their origin in the Higg’s fermion couplings, are arbitrary in the Standard Model (SM), therefore the number of free parameters available with a general mass matrix is 36 which is much larger than the number of physical observables, e.g., in the quark sector, the 10 observables include 6 quark masses, 3 mixing angles and 1 CP violating phase. Therefore, to develop viable phenomenological fermion mass matrices one has to limit the number of free parameters in these matrices. It may be noted that in the SM as well as its extensions, wherein the right handed quarks are singlets, without loss of generality, one can always consider the mass matrices to be hermitian. In this context,

the idea of texture zero mass matrices [4]-[6] consisting of finding the phenomenological quark mass matrices which are in tune with the low energy data, i.e., observables like quark masses, quark mixing angles, angles of the unitarity triangle in the quark sector, etc., has proved to be quite successful in explaining the fermion mixing data. A particular square matrix is considered to be texture ‘n’ zero if the sum of the number of diagonal zeros and half the number of the symmetrically placed off diagonal zeros is n.

In the quark sector, the concept of texture zeros was introduced implicitly by Weinberg [7] and explicitly by Fritzsch [8, 9], the original Fritzsch *ansatz* being given by

$$M_U = \begin{pmatrix} 0 & A_U & 0 \\ A_U^* & 0 & B_U \\ 0 & B_U^* & C_U \end{pmatrix}, \quad M_D = \begin{pmatrix} 0 & A_D & 0 \\ A_D^* & 0 & B_D \\ 0 & B_D^* & C_D \end{pmatrix}, \quad (1)$$

where M_U and M_D correspond to the mass matrices in the up (U) and down (D) sector with complex off diagonal elements, i.e., $A_i = |A_i|e^{i\alpha}$ and $B_i = |B_i|e^{i\beta}$, where $i = U, D$, whereas C_i is the real element of the matrix. Using the above definition of texture zero mass matrices, each of the above matrix is said to be texture 3 zero type, together these are referred as texture 6 zero quark mass matrices. The above mentioned original Fritzsch *ansatz* as well as several other texture 5 and 4 zero versions have been examined in references [10]-[16]. In particular, references [10] and [15] have discussed texture 6 zero quark mass matrices and have arrived at the conclusion that these look to be incompatible with the quark mixing data. However, in these references, a detailed and comprehensive analysis indicating how and to what extent these matrices are ruled out has not been discussed. In particular, neither the references consider all possible texture 6 zero quark mass matrices nor do these relate the various possibilities through permutation symmetry which has gained significance in the context of quark-lepton symmetry due to which the emphasis has now shifted to formulate the texture structure of fermion mass matrices incorporating permutation symmetry and Abelian symmetries.

In the absence of any firm theoretical foundation of choosing a particular texture for the mass matrices, it becomes interesting to analyse all possible texture structures of the mass matrices for checking their viability with the present refined data. It may be noted that the maximum number of texture zeros which can be introduced in the quark mass matrices is 3 in each sector, resulting in minimal number of parameters or elements of the mass matrices. In view of this, we refer texture 6 zero quark mass matrices as minimal texture of quark mass matrices. It is interesting to note that not only the matrices mentioned in equation (1) correspond to texture 3 zero mass matrices each, but along with these, there are several other possible structures which can be considered to be texture 3 zero ones. The purpose of the present work is to first enumerate all possible minimal texture quark mass matrices, i.e., texture 6 zero mass matrices and to relate these possibilities using permutation symmetry. As a next step, we have examined in a detailed and comprehensive manner the viability of all these possible mass matrices keeping in mind the improvements in the measurements of light quark masses m_u , m_d and m_s as well as ‘precision measurements’ of the CKM parameters.

One can check that the total number of structures for a texture ‘n’ zero mass matrix comes out to be

$${}^6C_n = \frac{6!}{n!(6-n)!}, \quad (2)$$

where 6 is the number of ways to enter zeros in the mass matrices. Using this, for n=3 one can arrive at the following 20 possible structures (S_0 to S_{19}) for texture 3 zero mass matrices:

(i) Placing all three zeros along diagonal positions:

$$S_0 = \begin{pmatrix} 0 & \times & \times \\ \times & 0 & \times \\ \times & \times & 0 \end{pmatrix},$$

where \times 's represent the non-vanishing entries.

(ii) Placing two zeros along diagonal positions:

$$\begin{aligned} S_1 &= \begin{pmatrix} 0 & \times & 0 \\ \times & 0 & \times \\ 0 & \times & \times \end{pmatrix}, S_2 = \begin{pmatrix} 0 & 0 & \times \\ 0 & \times & \times \\ \times & \times & 0 \end{pmatrix}, S_3 = \begin{pmatrix} 0 & \times & \times \\ \times & 0 & 0 \\ \times & 0 & \times \end{pmatrix}, \\ S_4 &= \begin{pmatrix} \times & \times & 0 \\ \times & 0 & \times \\ 0 & \times & 0 \end{pmatrix}, S_5 = \begin{pmatrix} 0 & \times & \times \\ \times & \times & 0 \\ \times & 0 & 0 \end{pmatrix}, S_6 = \begin{pmatrix} \times & 0 & \times \\ 0 & 0 & \times \\ \times & \times & 0 \end{pmatrix}, \\ S_7 &= \begin{pmatrix} 0 & 0 & \times \\ 0 & 0 & \times \\ \times & \times & \times \end{pmatrix}, S_8 = \begin{pmatrix} 0 & \times & 0 \\ \times & \times & \times \\ 0 & \times & 0 \end{pmatrix}, S_9 = \begin{pmatrix} \times & \times & \times \\ \times & 0 & 0 \\ \times & 0 & 0 \end{pmatrix}. \end{aligned}$$

(iii) Placing one zero along diagonal position:

$$\begin{aligned} S_{10} &= \begin{pmatrix} 0 & \times & 0 \\ \times & \times & 0 \\ 0 & 0 & \times \end{pmatrix}, S_{11} = \begin{pmatrix} 0 & 0 & \times \\ 0 & \times & 0 \\ \times & 0 & \times \end{pmatrix}, S_{12} = \begin{pmatrix} \times & \times & 0 \\ \times & 0 & 0 \\ 0 & 0 & \times \end{pmatrix}, \\ S_{13} &= \begin{pmatrix} \times & 0 & 0 \\ 0 & \times & \times \\ 0 & \times & 0 \end{pmatrix}, S_{14} = \begin{pmatrix} \times & 0 & \times \\ 0 & \times & 0 \\ \times & 0 & 0 \end{pmatrix}, S_{15} = \begin{pmatrix} \times & 0 & 0 \\ 0 & 0 & \times \\ 0 & \times & \times \end{pmatrix}, \\ S_{16} &= \begin{pmatrix} \times & \times & 0 \\ \times & \times & 0 \\ 0 & 0 & 0 \end{pmatrix}, S_{17} = \begin{pmatrix} \times & 0 & \times \\ 0 & 0 & 0 \\ \times & 0 & \times \end{pmatrix}, S_{18} = \begin{pmatrix} 0 & 0 & 0 \\ 0 & \times & \times \\ 0 & \times & \times \end{pmatrix}. \end{aligned}$$

(iv) Placing all zeros in off diagonal positions:

$$S_{19} = \begin{pmatrix} \times & 0 & 0 \\ 0 & \times & 0 \\ 0 & 0 & \times \end{pmatrix}.$$

In general, one has the freedom to consider the mass matrices in the up and down sectors, i.e., M_U and M_D to be either of the above listed 20 patterns, resulting into 400 combinations corresponding to texture 6 zero mass matrices. However, since these matrices

have to yield physical quark masses as their eigenvalues, therefore, the trace as well as determinant of these should be non zero, i.e.,

$$\text{Trace}M_{U,D} \neq 0 \quad \text{and} \quad \text{Det}M_{U,D} \neq 0. \quad (3)$$

Imposing these constraints, one can immediately see that either the trace or the determinant of the structures $S_0, S_7, S_8, S_9, S_{16}, S_{17}$ and S_{18} vanishes and hence out of 20 possible patterns, we are left with 13 structures to be considered either as M_U or M_D , leading to 169 possible texture 6 zero combinations.

It may be noted that structure S_1 is in fact the Fritzsch *ansatz* mentioned in equation (1). Interestingly, one finds that the structures S_1, S_2, S_3, S_4, S_5 and S_6 are related as

$$S_j = p_j^T S_1 p_j, \quad (j = 1 - 6) \quad (4)$$

where p_j are the following 6 permutation matrices

$$p_1 = \begin{pmatrix} 1 & 0 & 0 \\ 0 & 1 & 0 \\ 0 & 0 & 1 \end{pmatrix}, p_2 = \begin{pmatrix} 1 & 0 & 0 \\ 0 & 0 & 1 \\ 0 & 1 & 0 \end{pmatrix}, p_3 = \begin{pmatrix} 0 & 1 & 0 \\ 1 & 0 & 0 \\ 0 & 0 & 1 \end{pmatrix}, \quad (5)$$

$$p_4 = \begin{pmatrix} 0 & 0 & 1 \\ 0 & 1 & 0 \\ 1 & 0 & 0 \end{pmatrix}, p_5 = \begin{pmatrix} 0 & 0 & 1 \\ 1 & 0 & 0 \\ 0 & 1 & 0 \end{pmatrix}, p_6 = \begin{pmatrix} 0 & 1 & 0 \\ 0 & 0 & 1 \\ 1 & 0 & 0 \end{pmatrix}. \quad (6)$$

These 6 matrices, S_1 to S_6 , have been placed in class I of Table 1 and for further discussion would be referred as I_a, I_b , etc.. Further, interestingly, the 6 structures, i.e., $S_{10}, S_{11}, S_{12}, S_{13}, S_{14}$ and S_{15} are also related through permutations and have been placed in class II of the table and would henceforth be referred as II_a, II_b , etc.. The remaining structure S_{19} would be discussed separately. Therefore, instead of discussing 169 possible texture 6 zero combinations, we would be first discussing 144 possibilities of hermitian mass matrices which can be arrived at by considering M_U and M_D to be from class I and/or class II of Table (1).

Coming to the methodology, it essentially involves considering a possible texture 6 zero combination, i.e., M_U and M_D being either of the above listed patterns. The viability of the considered combination is ensured by examining the compatibility of the CKM matrix, constructed from a given combination of mass matrices, with the recent one given by Particle Data Group (PDG) [18]. To this end, as a first step, hermitian matrix M_i ($i = U, D$) can be expressed as

$$M_i = P_i^\dagger M_i^r P_i, \quad (7)$$

where M_i^r corresponds to the real matrix and P_i denotes the phase matrix. The real matrix M_i^r can then be diagonalized by the orthogonal transformations O_i , i.e.,

$$M_i^{diag} = O_i^T M_i^r O_i = O_i^T P_i M_i P_i^\dagger O_i, \quad (8)$$

where $M_i^{diag} = \text{diag}(m_1, -m_2, m_3)$, where the subscripts 1, 2 and 3 refer respectively to u, c and t for the up sector and d, s and b for the down sector. In order to examine the viability of the considered combination, one needs to obtain the CKM matrix using the relation

$$V_{CKM} = O_U^T P_U P_D^\dagger O_D = V_U^\dagger V_D, \quad (9)$$

	Class I	Class II
a	$\begin{pmatrix} 0 & Ae^{i\alpha} & 0 \\ Ae^{-i\alpha} & 0 & Be^{i\beta} \\ 0 & Be^{-i\beta} & C \end{pmatrix}$	$\begin{pmatrix} 0 & Ae^{i\alpha} & 0 \\ Ae^{-i\alpha} & D & 0 \\ 0 & 0 & C \end{pmatrix}$
b	$\begin{pmatrix} 0 & 0 & Ae^{i\alpha} \\ 0 & C & Be^{-i\beta} \\ Ae^{-i\alpha} & Be^{i\beta} & 0 \end{pmatrix}$	$\begin{pmatrix} 0 & 0 & Ae^{i\alpha} \\ 0 & C & 0 \\ Ae^{-i\alpha} & 0 & D \end{pmatrix}$
c	$\begin{pmatrix} 0 & Ae^{-i\alpha} & Be^{i\beta} \\ Ae^{i\alpha} & 0 & 0 \\ Be^{-i\beta} & 0 & C \end{pmatrix}$	$\begin{pmatrix} D & Ae^{-i\alpha} & 0 \\ Ae^{i\alpha} & 0 & 0 \\ 0 & 0 & C \end{pmatrix}$
d	$\begin{pmatrix} C & Be^{-i\beta} & 0 \\ Be^{i\beta} & 0 & Ae^{-i\alpha} \\ 0 & Ae^{i\alpha} & 0 \end{pmatrix}$	$\begin{pmatrix} C & 0 & 0 \\ 0 & D & Ae^{-i\alpha} \\ 0 & Ae^{i\alpha} & 0 \end{pmatrix}$
e	$\begin{pmatrix} 0 & Be^{i\beta} & Ae^{-i\alpha} \\ Be^{-i\beta} & C & 0 \\ Ae^{i\alpha} & 0 & 0 \end{pmatrix}$	$\begin{pmatrix} D & 0 & Ae^{-i\alpha} \\ 0 & C & 0 \\ Ae^{i\alpha} & 0 & 0 \end{pmatrix}$
f	$\begin{pmatrix} C & 0 & Be^{-i\beta} \\ 0 & 0 & Ae^{i\alpha} \\ Be^{i\beta} & Ae^{-i\alpha} & 0 \end{pmatrix}$	$\begin{pmatrix} C & 0 & 0 \\ 0 & 0 & Ae^{i\alpha} \\ 0 & Ae^{-i\alpha} & D \end{pmatrix}$

Table 1: Possible texture 3 zero mass matrices belonging to class I and II

where the unitary matrices $V_U(= P_U^\dagger O_U)$ and $V_D(= P_D^\dagger O_D)$ are the diagonalizing transformations for the matrices M_U and M_D respectively.

To begin with, let us consider the matrix I_a of class I, the corresponding real matrix M_i^r can be expressed as

$$M_i^r = \begin{pmatrix} 0 & |A_i| & 0 \\ |A_i| & 0 & |B_i| \\ 0 & |B_i| & C_i \end{pmatrix} \quad (10)$$

and P_i , the phase matrix, is given by

$$P_i = \begin{pmatrix} e^{-i\alpha_i} & 0 & 0 \\ 0 & 1 & 0 \\ 0 & 0 & e^{i\beta_i} \end{pmatrix}. \quad (11)$$

It may be mentioned that the rest of the 5 matrices belonging to class I of the table can be similarly expressed in terms of a real matrix M_i^r and the corresponding phase matrix P_i . An essential step for the construction of the diagonalization transformation is to consider the invariants trace M_i^r , trace M_i^{r2} and determinant M_i^r to yield relations involving elements of mass matrices. For all the six matrices belonging to class I of the table, using these invariants, the relations of the matrix elements in terms of quark masses can be expressed as

$$C_i = (m_1 - m_2 + m_3), \quad |A_i|^2 + |B_i|^2 = (m_1 m_2 + m_2 m_3 - m_1 m_3), \quad |A_i|^2 C_i = (m_1 m_2 m_3). \quad (12)$$

Corresponding to the matrix I_a , the diagonalizing transformation O_i is given as

$$O_i = \begin{pmatrix} \sqrt{\frac{m_2 m_3 (m_3 - m_2)}{C_i (m_1 + m_2) (m_3 - m_1)}} & \sqrt{\frac{m_1 m_3 (m_1 + m_3)}{C_i (m_1 + m_2) (m_3 + m_2)}} & \sqrt{\frac{m_1 m_2 (m_2 - m_1)}{C_i (m_3 + m_2) (m_3 - m_1)}} \\ \sqrt{\frac{m_1 (m_3 - m_2)}{(m_1 + m_2) (m_3 - m_1)}} & -\sqrt{\frac{m_2 (m_1 + m_3)}{(m_1 + m_2) (m_3 + m_2)}} & \sqrt{\frac{m_3 (m_2 - m_1)}{(m_3 - m_1) (m_2 + m_3)}} \\ -\sqrt{\frac{m_1 (m_1 + m_3) (m_2 - m_1)}{C_i (m_1 + m_2) (m_3 - m_1)}} & \sqrt{\frac{m_2 (m_3 - m_2) (m_2 - m_1)}{C_i (m_1 + m_2) (m_3 + m_2)}} & \sqrt{\frac{m_3 (m_3 - m_2) (m_3 + m_1)}{C_i (m_3 + m_2) (m_3 - m_1)}} \end{pmatrix}. \quad (13)$$

For the other matrices belonging to class I, one can obtain the corresponding diagonalizing transformations O_i in a similar manner.

Similarly, for all the matrices belonging to class II of the table, the relations of the mass matrix elements in terms of the quark masses are given by

$$C_i + D_i = (m_1 - m_2 + m_3), \quad |A_i|^2 - C_i D_i = (m_1 m_2 + m_2 m_3 - m_1 m_3), \quad |A_i|^2 C_i = (m_1 m_2 m_3). \quad (14)$$

For the matrix II_a , the corresponding real matrix M_i^r can be expressed as

$$M_i^r = \begin{pmatrix} 0 & |A_i| & 0 \\ |A_i| & D_i & 0 \\ 0 & 0 & C_i \end{pmatrix}, \quad (15)$$

with the phase matrix P_i being

$$P_i = \begin{pmatrix} e^{-i\alpha_i} & 0 & 0 \\ 0 & 1 & 0 \\ 0 & 0 & 1 \end{pmatrix}. \quad (16)$$

Further, the corresponding diagonalizing transformation can be expressed as

$$O_i = \begin{pmatrix} \sqrt{\frac{m_2}{m_1 + m_2}} & \sqrt{\frac{m_1}{m_1 + m_2}} & 0 \\ \sqrt{\frac{m_1}{m_1 + m_2}} & -\sqrt{\frac{m_2}{m_1 + m_2}} & 0 \\ 0 & 0 & 1 \end{pmatrix}. \quad (17)$$

One can obtain similar matrices for the other 5 matrices of class II as well.

As a next step of our analysis, we present all possible texture 6 combinations, wherein, M_U and M_D can be considered from class I and/or class II of the table, leading to the following:

- Category 1: M_U and M_D both from class I.
- Category 2: M_U from class I and M_D from class II.
- Category 3: M_D from class I and M_U from class II.
- Category 4: M_U and M_D both from class II.

To begin with, we discuss Category 1 first wherein both the matrices M_U and M_D can each be any of the 6 possible structures namely I_{a-f} . This results into a total of 36 combinations of texture 6 zero mass matrices. Out of the 36 possibilities, we first consider 6

combinations wherein both M_U and M_D have the same structure, i.e., $I_a I_a$, $I_b I_b$, etc.. Constructing the corresponding CKM matrices, one finds that all 6 are same, i.e., they have the same expressions for all the 9 CKM matrix elements. These matrix elements are given as follows:

$$\begin{aligned}
V_{ud} = & \sqrt{\frac{m_d(m_b - m_s)}{(m_b - m_d)(m_d + m_s)}} \sqrt{\frac{(-m_c + m_t)m_u}{(m_t - m_u)(m_c + m_u)}} \\
& + e^{-i\phi_1} \sqrt{\frac{m_b(m_b - m_s)m_s}{(m_b - m_d)(m_b + m_d - m_s)(m_d + m_s)}} \sqrt{\frac{m_c m_t (-m_c + m_t)}{(m_t - m_u)(m_c + m_u)(-m_c + m_t + m_u)}} \\
& + e^{i\phi_2} \sqrt{\frac{m_d(m_b + m_d)(-m_d + m_s)}{(m_b - m_d)(m_b + m_d - m_s)(m_d + m_s)}} \sqrt{\frac{(m_c - m_u)m_u(m_t + m_u)}{(m_t - m_u)(m_c + m_u)(-m_c + m_t + m_u)}} \quad (18)
\end{aligned}$$

$$\begin{aligned}
V_{us} = & -\sqrt{\frac{(m_b + m_d)m_s}{(m_b + m_s)(m_d + m_s)}} \sqrt{\frac{(-m_c + m_t)m_u}{(m_t - m_u)(m_c + m_u)}} \\
& + e^{-i\phi_1} \sqrt{\frac{m_b m_d (m_b + m_d)}{(m_b + m_d - m_s)(m_b + m_s)(m_d + m_s)}} \sqrt{\frac{m_c m_t (-m_c + m_t)}{(m_t - m_u)(m_c + m_u)(-m_c + m_t + m_u)}} \\
& - e^{i\phi_2} \sqrt{\frac{(m_b - m_s)m_s(-m_d + m_s)}{(m_b + m_d - m_s)(m_b + m_s)(m_d + m_s)}} \sqrt{\frac{(m_c - m_u)m_u(m_t + m_u)}{(m_t - m_u)(m_c + m_u)(-m_c + m_t + m_u)}} \quad (19)
\end{aligned}$$

$$\begin{aligned}
V_{ub} = & \sqrt{\frac{m_b(-m_d + m_s)}{(m_b - m_d)(m_b + m_s)}} \sqrt{\frac{(-m_c + m_t)m_u}{(m_t - m_u)(m_c + m_u)}} \\
& + e^{-i\phi_1} \sqrt{\frac{m_d m_s (-m_d + m_s)}{(m_b - m_d)(m_b + m_d - m_s)(m_b + m_s)}} \sqrt{\frac{m_c m_t (-m_c + m_t)}{(m_t - m_u)(m_c + m_u)(-m_c + m_t + m_u)}} \\
& - e^{i\phi_2} \sqrt{\frac{m_b(m_b + m_d)(m_b - m_s)}{(m_b - m_d)(m_b + m_d - m_s)(m_b + m_s)}} \sqrt{\frac{(m_c - m_u)m_u(m_t + m_u)}{(m_t - m_u)(m_c + m_u)(-m_c + m_t + m_u)}} \quad (20)
\end{aligned}$$

$$\begin{aligned}
V_{cd} = & -\sqrt{\frac{m_d(m_b - m_s)}{(m_b - m_d)(m_d + m_s)}} \sqrt{\frac{m_c(m_t + m_u)}{(m_c + m_t)(m_c + m_u)}} \\
& + e^{-i\phi_1} \sqrt{\frac{m_b(m_b - m_s)m_s}{(m_b - m_d)(m_b + m_d - m_s)(m_d + m_s)}} \sqrt{\frac{m_t m_u (m_t + m_u)}{(m_c + m_t)(m_c + m_u)(-m_c + m_t + m_u)}} \\
& - e^{i\phi_2} \sqrt{\frac{m_d(m_b + m_d)(-m_d + m_s)}{(m_b - m_d)(m_b + m_d - m_s)(m_d + m_s)}} \sqrt{\frac{m_c(-m_c + m_t)(m_c - m_u)}{(m_c + m_t)(m_c + m_u)(-m_c + m_t + m_u)}} \quad (21)
\end{aligned}$$

$$\begin{aligned}
V_{cs} = & \sqrt{\frac{(m_b + m_d) m_s}{(m_b + m_s)(m_d + m_s)}} \sqrt{\frac{m_c (m_t + m_u)}{(m_c + m_t)(m_c + m_u)}} \\
& + e^{-i\phi_1} \sqrt{\frac{m_b m_d (m_b + m_d)}{(m_b + m_d - m_s)(m_b + m_s)(m_d + m_s)}} \sqrt{\frac{m_t m_u (m_t + m_u)}{(m_c + m_t)(m_c + m_u)(-m_c + m_t + m_u)}} \\
& + e^{i\phi_2} \sqrt{\frac{(m_b - m_s) m_s (-m_d + m_s)}{(m_b + m_d - m_s)(m_b + m_s)(m_d + m_s)}} \sqrt{\frac{m_c (-m_c + m_t)(m_c - m_u)}{(m_c + m_t)(m_c + m_u)(-m_c + m_t + m_u)}} \quad (22)
\end{aligned}$$

$$\begin{aligned}
V_{cb} = & -\sqrt{\frac{m_b (-m_d + m_s)}{(m_b - m_d)(m_b + m_s)}} \sqrt{\frac{m_c (m_t + m_u)}{(m_c + m_t)(m_c + m_u)}} \\
& + e^{-i\phi_1} \sqrt{\frac{m_d m_s (-m_d + m_s)}{(m_b - m_d)(m_b + m_d - m_s)(m_b + m_s)}} \sqrt{\frac{m_t m_u (m_t + m_u)}{(m_c + m_t)(m_c + m_u)(-m_c + m_t + m_u)}} \\
& + e^{i\phi_2} \sqrt{\frac{m_b (m_b + m_d)(m_b - m_s)}{(m_b - m_d)(m_b + m_d - m_s)(m_b + m_s)}} \sqrt{\frac{m_c (-m_c + m_t)(m_c - m_u)}{(m_c + m_t)(m_c + m_u)(-m_c + m_t + m_u)}} \quad (23)
\end{aligned}$$

$$\begin{aligned}
V_{td} = & \sqrt{\frac{m_d (m_b - m_s)}{(m_b - m_d)(m_d + m_s)}} \sqrt{\frac{m_t (m_c - m_u)}{(m_c + m_t)(m_t - m_u)}} \\
& + e^{-i\phi_1} \sqrt{\frac{m_b (m_b - m_s) m_s}{(m_b - m_d)(m_b + m_d - m_s)(m_d + m_s)}} \sqrt{\frac{m_c (m_c - m_u) m_u}{(m_c + m_t)(m_t - m_u)(-m_c + m_t + m_u)}} \\
& - e^{i\phi_2} \sqrt{\frac{m_d (m_b + m_d)(-m_d + m_s)}{(m_b - m_d)(m_b + m_d - m_s)(m_d + m_s)}} \sqrt{\frac{m_t (-m_c + m_t)(m_t + m_u)}{(m_c + m_t)(m_t - m_u)(-m_c + m_t + m_u)}} \quad (24)
\end{aligned}$$

$$\begin{aligned}
V_{ts} = & -\sqrt{\frac{(m_b + m_d) m_s}{(m_b + m_s)(m_d + m_s)}} \sqrt{\frac{m_t (m_c - m_u)}{(m_c + m_t)(m_t - m_u)}} \\
& + e^{-i\phi_1} \sqrt{\frac{m_b m_d (m_b + m_d)}{(m_b + m_d - m_s)(m_b + m_s)(m_d + m_s)}} \sqrt{\frac{m_c (m_c - m_u) m_u}{(m_c + m_t)(m_t - m_u)(-m_c + m_t + m_u)}} \\
& + e^{i\phi_2} \sqrt{\frac{(m_b - m_s) m_s (-m_d + m_s)}{(m_b + m_d - m_s)(m_b + m_s)(m_d + m_s)}} \sqrt{\frac{m_t (-m_c + m_t)(m_t + m_u)}{(m_c + m_t)(m_t - m_u)(-m_c + m_t + m_u)}} \quad (25)
\end{aligned}$$

$$\begin{aligned}
V_{tb} = & \sqrt{\frac{m_b (-m_d + m_s)}{(m_b - m_d)(m_b + m_s)}} \sqrt{\frac{m_t (m_c - m_u)}{(m_c + m_t)(m_t - m_u)}} \\
& + e^{-i\phi_1} \sqrt{\frac{m_d m_s (-m_d + m_s)}{(m_b - m_d)(m_b + m_d - m_s)(m_b + m_s)}} \sqrt{\frac{m_c (m_c - m_u) m_u}{(m_c + m_t)(m_t - m_u)(-m_c + m_t + m_u)}} \\
& + e^{i\phi_2} \sqrt{\frac{m_b (m_b + m_d)(m_b - m_s)}{(m_b - m_d)(m_b + m_d - m_s)(m_b + m_s)}} \sqrt{\frac{m_t (-m_c + m_t)(m_t + m_u)}{(m_c + m_t)(m_t - m_u)(-m_c + m_t + m_u)}} \quad (26)
\end{aligned}$$

where phases $\phi_1 = \alpha_U - \alpha_D$ and $\phi_2 = \beta_U - \beta_D$ are related to the phases associated with the elements of the mass matrices.

For the purpose of numerical analysis, we first consider the texture combination $I_a I_a$ implying M_U and M_D both being of the form I_a . As mentioned earlier, this particular combination corresponds to Fritzsch *ansatz* mentioned in equation (1). It has been shown [10, 15], without getting into details, that this texture combination is ruled out due to the CKM matrix element V_{cb} . As a first step, it would be interesting to present the details regarding the ruling out of this combination, keeping in mind refinements in the measurements of the light quark masses. To this end, we have first investigated the dependence of the matrix element V_{cb} with respect to the light quark masses. As can be seen from analytic expressions corresponding to the CKM matrix elements, mentioned above, in order to construct the CKM matrix elements, one needs to provide values of quarks masses as well as phases ϕ_1 and ϕ_2 as inputs.

The “current” quark masses at M_Z energy scale [17] are given by

$$\begin{aligned} m_u &= 1.45_{-0.45}^{+0.56} \text{ MeV}, & m_d &= 2.9_{-0.4}^{+0.5} \text{ MeV}, & m_s &= 57.7_{-15.7}^{+16.8} \text{ MeV}, \\ m_c &= 0.635 \pm 0.086 \text{ GeV}, & m_b &= 2.82_{-0.04}^{+0.09} \text{ GeV}, & m_t &= 172.1 \pm 0.6 \pm 0.9 \text{ GeV}. \end{aligned} \quad (27)$$

The most recent lattice values [3] of the quark mass ratios $\frac{m_u}{m_d}$ and $\frac{m_s}{m_{ud}}$, wherein m_{ud} is defined as $\frac{1}{2(m_u+m_d)}$ are

$$\frac{m_u}{m_d} = 0.45 \quad (3) \quad \text{and} \quad \frac{m_s}{m_{ud}} = 27.30 \quad (34). \quad (28)$$

For the purpose of calculations, in order to investigate to what extent the texture combination $I_a I_a$ remains ruled out, we have assumed a relatively wider range of mass m_u , i.e, from 0–3.0 MeV and then using the mass ratios mentioned in equation (28), we have obtained the corresponding wider ranges of masses m_d and m_s . Further, in the absence of any information regarding values of the phases ϕ_1 and ϕ_2 , these have been given full variation from 0° to 360° . Along with these inputs, we have imposed the following recent value as per PDG 2018 [18] of the precisely known CKM matrix elements V_{us} as a constraint

$$V_{us} = 0.2243 \pm 0.0005. \quad (29)$$

Using the above mentioned inputs and constraint, in Figure 1 we have shown the dependence of CKM matrix element V_{cb} with respect to the light quark masses m_u , m_d and m_s . The vertical lines in these plots depict the ranges of these masses given in equation (27), whereas the narrow experimental range [18] of the element V_{cb} , i.e. $(42.2 \pm 0.8) \times 10^{-3}$, is shown by very closely spaced horizontal lines. From a look at these plots one can note that for the ranges of m_u , m_d and m_s given in equation (27), the allowed range of V_{cb} obtained here has no overlap with its experimentally determined range, thereby ruling out this combination of mass matrices. However, interestingly, it appears that in case the lower limits of the light quark masses get pushed slightly lower, the CKM matrix element V_{cb} obtained here would show an overlap with its experimentally determined range.

To investigate this further, along with considering the matrix element V_{us} as a constraint, we have also imposed the following value [18] of the element

$$V_{ub} = (3.94 \pm 0.36) \times 10^{-3} \quad (30)$$

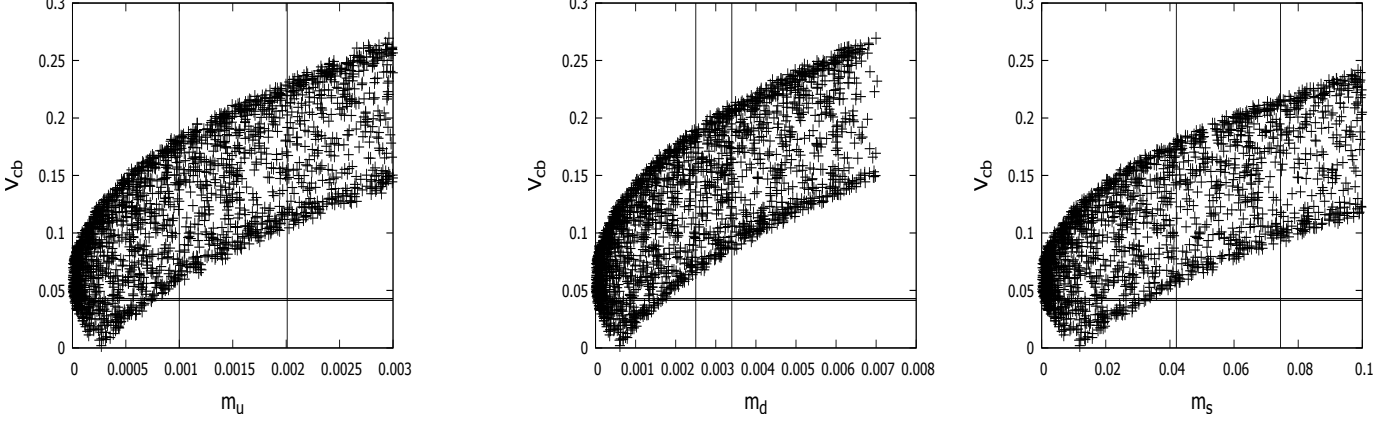


Figure 1: Allowed range of V_{cb} w.r.t the light quark masses obtained by imposing V_{us} as a constraint

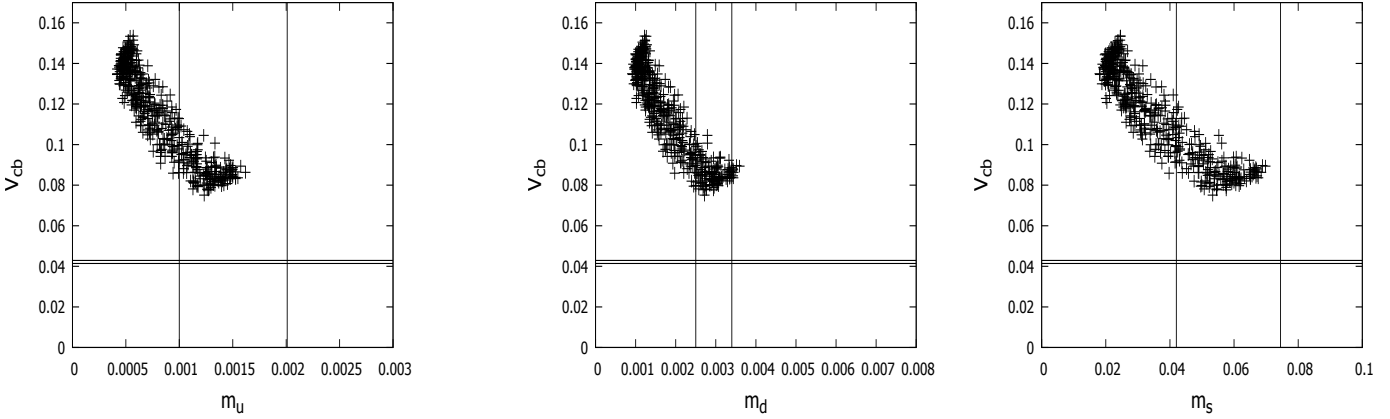


Figure 2: Allowed range of V_{cb} w.r.t the light quark masses obtained by imposing both V_{us} and V_{ub} as constraints

as an another constraint and have again plotted the dependence of V_{cb} on the light quark masses, shown in Figure 2. These plots clearly indicate that when both V_{us} and V_{ub} are imposed as constraints then the allowed range of V_{cb} obtained here lies much outside its experimental range, therefore, completely ruling out the texture combination $I_a I_a$. This conclusion remains valid even if there are considerable changes in the input parameters.

In order to have a better understanding of the above mentioned results as well as for the sake of completion, we present the magnitudes of the CKM matrix elements, obtained by considering the masses mentioned in equation (27) as inputs and both V_{us} and V_{ub} values as constraints, i.e.,

$$V_{CKM} = \begin{pmatrix} 0.9743 - 0.9746 & 0.2238 - 0.2247 & 0.0036 - 0.0042 \\ 0.2228 - 0.2241 & 0.9694 - 0.9718 & 0.0749 - 0.1018 \\ 0.0168 - 0.0229 & 0.0731 - 0.0993 & 0.9947 - 0.9971 \end{pmatrix}. \quad (31)$$

A look at this matrix immediately reveals that the ranges of CKM elements V_{cb} , V_{td} , V_{ts} and

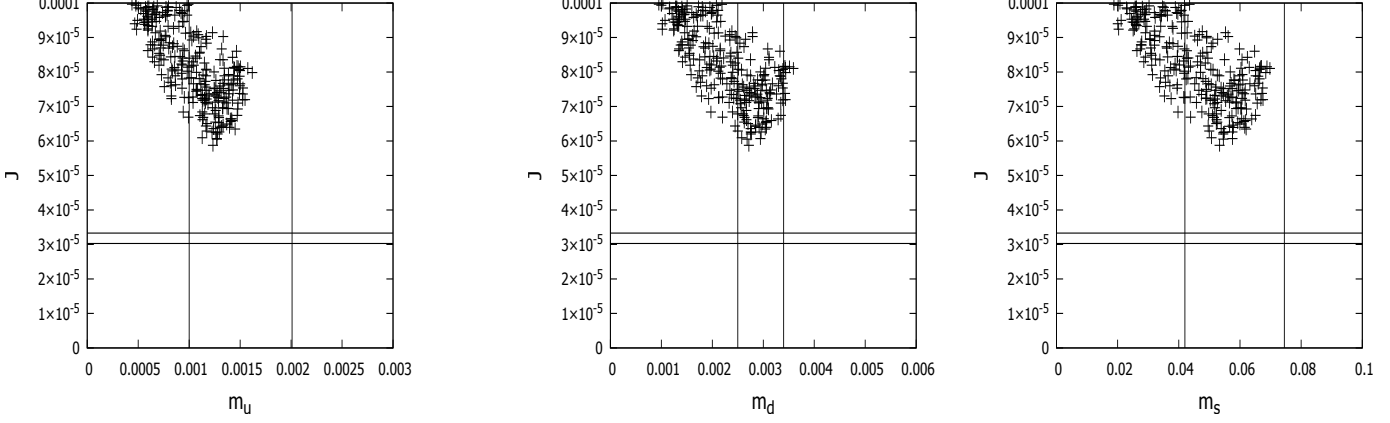


Figure 3: Allowed range of J w.r.t the light quark masses obtained by imposing both V_{us} and V_{ub} as constraints

V_{tb} show no overlap with those obtained by recent global analysis as per PDG 2018 [18], e.g.,

$$V_{CKM} = \begin{pmatrix} 0.9744 - 0.9746 & 0.2241 - 0.2250 & 0.0035 - 0.0038 \\ 0.2239 - 0.2248 & 0.9735 - 0.9737 & 0.0414 - 0.0429 \\ 0.0087 - 0.0092 & 0.0406 - 0.0421 & 0.9990 - 0.9991 \end{pmatrix}. \quad (32)$$

Further, besides determining the quark mixing matrix elements, we have also evaluated the CP violating phase δ , the Jarlskog's rephasing invariant parameter J and the CP asymmetry parameter $\text{Sin}2\beta$, which come out to be

$$\delta = 79.2^\circ - 90^\circ, \quad J = (5.84 - 9.49) \times 10^{-5}, \quad \text{Sin}2\beta = 0.354 - 0.430. \quad (33)$$

Again, we find that the above ranges show absolutely no overlap with the experimentally determined ranges [18] of these quantities given by

$$\delta = 68.4^\circ - 77.7^\circ, \quad J = (3.03 - 3.33) \times 10^{-5}, \quad \text{Sin}2\beta = 0.674 - 0.708. \quad (34)$$

For the sake of completeness, in Figures 3 and 4 we have presented plots of the Jarlskog's rephasing invariant parameter J as well as the CP asymmetry parameter $\text{Sin}2\beta$ respectively with respect to the light quark masses m_u , m_d and m_s . While plotting these graphs, the inputs are the same as for the earlier V_{cb} versus the light quark masses plots, along with both V_{us} and V_{ub} as constraints. Again, these plots reveal that the allowed ranges of these parameters have no overlap with their experimental ranges, presented as solid horizontal lines.

The above discussion, therefore, leads to the conclusion that not only the texture combination $I_a I_a$ gets ruled out, but also, this conclusion remains valid even if there are considerable changes in the input parameters. Similarly, as emphasized earlier, the other such combinations wherein both M_U and M_D have the same structure are also not compatible with the recent quark mixing data. This can also be checked by the use of the permutation symmetry.

For the remaining 30 combinations of Category 1, wherein M_U and M_D can have different structures, i.e., of the type $I_a I_b$, $I_c I_d$, etc., again the above methodology can be

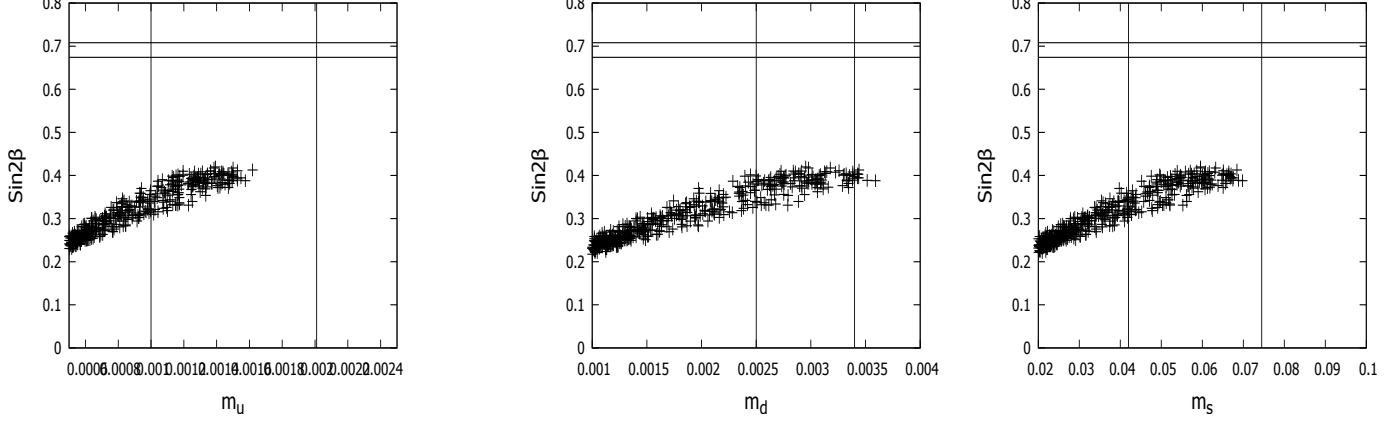


Figure 4: Allowed range of $\text{Sin}2\beta$ w.r.t the light quark masses obtained by imposing both V_{us} and V_{ub} as constraints

repeated in order to check the viability of the various combinations. Interestingly, for these 30 combinations, one finds that the CKM matrix so obtained does not have the usual structure wherein the diagonal elements are almost unity whereas the off diagonal elements are much smaller than these. For example, considering the combination $I_c I_d$, i.e., M_U having structure I_c and M_D having structure I_d , the CKM matrix, wherein we have used the hierarchy of quark masses and presented only the leading order terms, so obtained is given by

$$V_{CKM} = \begin{pmatrix} e^{-i\alpha_U} \sqrt{\frac{m_d}{m_s}} & -e^{-i\alpha_U} & e^{-i\alpha_U} \sqrt{\frac{m_s}{m_b}} + e^{-i\beta_D} \sqrt{\frac{m_u}{m_c}} \\ e^{-i\beta_D} \sqrt{\frac{m_d}{m_b}} + e^{i(\alpha_D+\beta_U)} \sqrt{\frac{m_c}{m_t}} & -e^{-i\alpha_U} \sqrt{\frac{m_u}{m_c}} - e^{-i\beta_D} \sqrt{\frac{m_s}{m_b}} & -e^{-i\beta_D} \\ e^{i(\alpha_D+\beta_U)} & e^{i(\alpha_D+\beta_U)} \sqrt{\frac{m_d}{m_s}} & e^{-i\beta_D} \sqrt{\frac{m_c}{m_t}} \end{pmatrix}. \quad (35)$$

From the above structure of matrix, one can easily find out that off diagonal elements, e.g., V_{us} , V_{cb} and V_{td} are of the order of unity whereas diagonal elements V_{ud} , V_{cs} and V_{tb} are smaller than unity which is in complete contrast to the usual structure of the CKM matrix. This can also be seen by carrying out a numerical analysis for this case using the inputs mentioned in equation (27). The CKM matrix so obtained comes out to be

$$V_{CKM} = \begin{pmatrix} 0.2105 - 0.2234 & 0.9565 - 0.9723 & 0.0844 - 0.1973 \\ 0.0167 - 0.1021 & 0.0743 - 0.1968 & 0.9784 - 0.9948 \\ 0.9709 - 0.9763 & 0.2072 - 0.2308 & 0.0552 - 0.0644 \end{pmatrix}. \quad (36)$$

The above matrix, clearly, does not have the usual structure of the CKM matrix since the diagonal elements V_{ud} , V_{cs} and V_{tb} are much smaller than unity whereas the off diagonal elements V_{us} , V_{cb} and V_{td} are approximately 1. Also, this matrix is again not at all compatible with the one given by PDG 2018. Therefore, one can conclude that 30 combinations of Category 1, wherein M_U and M_D have different structures are also ruled out. It may be interesting to note that even if, in future, there are changes in the ranges of the light quark masses, these 30 combinations would still be ruled out since the structure of the CKM matrices obtained for these are not the usual ones. This, therefore, has implications for models being built using the ‘top down’ approach.

Considering the combinations pertaining to Categories 2 and 3, wherein M_U is a matrix from class I of the table and M_D is a matrix from class II and vice versa respectively, interestingly, a detailed analyses of all these 36 combinations for each category show results similar to those for Category 1. In particular, in case we consider 6 cases $I_a II_a$, $I_b II_b$, etc. belonging to Category 2 or 6 cases $II_a I_a$, $II_b I_b$, etc. pertaining to Category 3, constructing the corresponding CKM matrices, one finds that all 6 are same for each category, i.e., they have the same expressions for all the 9 CKM matrix elements. This can also be checked using the permutation symmetry. Corresponding to the combination $I_a II_a$, the matrix arrived at by using the earlier mentioned inputs is

$$V_{CKM} = \begin{pmatrix} 0.9744 - 0.9746 & 0.2238 - 0.2247 & 0.0025 - 0.0031 \\ 0.2234 - 0.2245 & 0.9724 - 0.9731 & 0.0561 - 0.0647 \\ 0.0122 - 0.0143 & 0.0547 - 0.0632 & 0.9979 - 0.9984 \end{pmatrix}, \quad (37)$$

whereas for the case $II_a I_a$, we get

$$V_{CKM} = \begin{pmatrix} 0.9744 - 0.9746 & 0.2238 - 0.2248 & 0.0049 - 0.0080 \\ 0.2214 - 0.2230 & 0.9633 - 0.9670 & 0.1248 - 0.1508 \\ 0.0282 - 0.0364 & 0.1218 - 0.1472 & 0.9885 - 0.9922 \end{pmatrix}. \quad (38)$$

A look at these matrices reveals that although these have the usual CKM matrix structure, i.e., the diagonal elements being nearly unity whereas the off diagonal elements being much smaller, however, one may note that none of these are compatible with the recent one given by PDG 2018, thereby, ruling these out. Similar to Category 1 results, in case one considers the remaining 30 combinations belonging to each category, one finds that the CKM matrices now obtained do not have the usual structure. For example, for Category 2, considering the case $I_c II_d$, the leading order CKM matrix obtained is

$$V_{CKM} = \begin{pmatrix} \sqrt{\frac{m_u}{m_c}} & -e^{-i\alpha_U} \sqrt{\frac{m_s}{m_b}} - e^{i\alpha_D + i\beta_U} \sqrt{\frac{m_u}{m_t}} & e^{-i\alpha_U} \\ -1 & \sim 0 & e^{-i\alpha_U} \sqrt{\frac{m_u}{m_c}} \\ \sqrt{\frac{m_c}{m_t}} & e^{i\alpha_D + i\beta_U} & e^{i\alpha_D + i\beta_U} \sqrt{\frac{m_s}{m_b}} \end{pmatrix}. \quad (39)$$

Similarly, for Category 3, for the combination $II_c I_d$, we obtain the following leading order CKM matrix

$$V_{CKM} = \begin{pmatrix} e^{-i\alpha_U} \sqrt{\frac{m_d}{m_s}} & -e^{-i\alpha_U} & e^{-i\alpha_U} \sqrt{\frac{m_s}{m_b}} + e^{-i\beta_D} \sqrt{\frac{m_u}{m_c}} \\ e^{-i\beta_D} \sqrt{\frac{m_d}{m_b}} & -e^{-i\beta_D} \sqrt{\frac{m_s}{m_b}} - e^{-i\alpha_U} \sqrt{\frac{m_u}{m_c}} & -e^{-i\beta_D} \\ e^{i\alpha_D} & e^{i\alpha_D} \sqrt{\frac{m_d}{m_s}} & \sim 0 \end{pmatrix}. \quad (40)$$

A look at these two matrices clearly shows that in each of these 1 diagonal matrix element becomes nearly zero indicating these do not have the usual CKM matrix structure, hence ruling out all such possibilities.

Coming to the combinations pertaining to Category 4 wherein both M_U and M_D are matrices mentioned in class II of the table. A detailed analysis of all these cases shows that unlike the matrices considered in Category 1, the CKM matrices obtained for the 6

possibilities with both the mass matrices having the same structure, i.e., of the type $\Pi_a \Pi_a$, $\Pi_b \Pi_b$, etc., do not have the usual CKM matrix structure. For example, for the case $\Pi_a \Pi_a$, the CKM matrix so obtained is given by

$$\begin{pmatrix} e^{i(\alpha_D - \alpha_U)} \sqrt{\frac{m_s}{m_d + m_s}} \sqrt{\frac{m_c}{m_c + m_u}} + \sqrt{\frac{m_d}{m_d + m_s}} \sqrt{\frac{m_u}{m_c + m_u}} & e^{i(\alpha_D - \alpha_U)} \sqrt{\frac{m_d}{m_d + m_s}} \sqrt{\frac{m_c}{m_c + m_u}} - \sqrt{\frac{m_s}{m_d + m_s}} \sqrt{\frac{m_u}{m_c + m_u}} & 0 \\ -\sqrt{\frac{m_d}{m_d + m_s}} \sqrt{\frac{m_c}{m_c + m_u}} + e^{i(\alpha_D - \alpha_U)} \sqrt{\frac{m_s}{m_d + m_s}} \sqrt{\frac{m_u}{m_c + m_u}} & \sqrt{\frac{m_s}{m_d + m_s}} \sqrt{\frac{m_c}{m_c + m_u}} + e^{i(\alpha_D - \alpha_U)} \sqrt{\frac{m_d}{m_d + m_s}} \sqrt{\frac{m_u}{m_c + m_u}} & 0 \\ 0 & 0 & 1 \end{pmatrix} \quad (41)$$

As is evident, the above matrix is clearly ruled out since the elements V_{ub} , V_{cb} , V_{td} and V_{ts} come out to be 0, whereas the value of the element V_{tb} is 1. The other such 5 combinations also yield similar matrices. Further, all the remaining 30 other combinations with M_U and M_D not having the same structure result into CKM matrices with the element V_{tb} being 0, thereby ruling out all of these.

$$\begin{pmatrix} \sqrt{\frac{m_d}{m_d + m_s}} \sqrt{\frac{m_c}{m_c + m_u}} - \sqrt{\frac{m_s}{m_d + m_s}} \sqrt{\frac{m_c}{m_c + m_u}} & e^{i(\alpha_D - \alpha_U)} \sqrt{\frac{m_u}{m_c + m_u}} \\ \sqrt{\frac{m_d}{m_d + m_s}} \sqrt{\frac{m_u}{m_c + m_u}} - \sqrt{\frac{m_s}{m_d + m_s}} \sqrt{\frac{m_u}{m_c + m_u}} & -e^{i(\alpha_D - \alpha_U)} \sqrt{\frac{m_c}{m_c + m_u}} \\ \sqrt{\frac{m_s}{m_d + m_s}} & \sqrt{\frac{m_d}{m_d + m_s}} & 0 \end{pmatrix} \quad (42)$$

Finally, we come to the last possibility, wherein one can consider M_U and/or M_D both having structure S_{19} , mentioned earlier while discussing all possible texture 3 zero mass matrices. It is trivial to note that the case wherein both M_U and M_D have structure S_{19} is ruled out as in this case the corresponding CKM matrix obtained would be a unit matrix. Next, we consider M_U being S_{19} , whereas M_D belongs to Class I. Pertaining to this combination, out of the 6 possible cases, if M_D is considered to have structure I_a , one arrives at CKM matrix having the usual structure, e.g.,

$$V_{CKM} = \begin{pmatrix} 0.9748 - 0.9763 & 0.2160 - 0.2227 & 0.0004 - 0.0008 \\ 0.2134 - 0.2209 & 0.9644 - 0.9682 & 0.1243 - 0.1518 \\ 0.0281 - 0.0336 & 0.1211 - 0.1480 & 0.9884 - 0.9922 \end{pmatrix}, \quad (43)$$

this matrix, however, being ruled out by comparing with the one given by PDG 2018. For the remaining 5 cases, the structure of the CKM matrix is not the usual one, hence ruling these out. Further, one can also consider M_D having the form S_{19} , whereas M_U can have any of the 6 structures belonging to Class I. Out of all the 6 CKM matrices obtained pertaining to these combinations, only 1 case, wherein M_U has the structure I_a yields CKM matrix having the usual structure, i.e.,

$$V_{CKM} = \begin{pmatrix} 0.9985 - 0.9992 & 0.0387 - 0.0537 & 0.0024 - 0.0031 \\ 0.0388 - 0.0539 & 0.9967 - 0.9974 & 0.0560 - 0.0647 \\ 0.0000 - 0.0001 & 0.0561 - 0.0647 & 0.9979 - 0.9984 \end{pmatrix}, \quad (44)$$

these matrix elements not lying within the range given by PDG 2018, hence this also being ruled out. For the other 5 cases, the CKM matrices arrived at do not have the usual structure.

One can also consider the possibilities wherein either M_U or M_D has structure S_{19} , whereas correspondingly M_D or M_U respectively belongs to Class II. It can be easily checked

that for all such 12 cases, the CKM matrices thus constructed are found to have 4 vanishing elements, hence, ruling out all these possibilities.

To summarize, in view of good deal of refinements in the measurements of small quark masses m_u , m_d and m_s as well as in the CKM matrix elements, we have carried out an extensive analysis of all possible quark mass matrices having minimal texture, implying texture 6 zero quark mass matrices. In all, we have examined 169 possible texture 6 zero combinations, interestingly, many of these combinations can be ruled out analytically. For the remaining, corresponding CKM matrices have been constructed and compared with the latest mixing data. Again, one finds that all these possibilities are excluded by the present quark mixing data. These conclusions remain valid even if, in future, there are changes in the ranges of the light quark masses or if there are small perturbations in the structures of these texture 6 zero mass matrices. In conclusion, all the 169 possible quark mass matrices with minimal texture are ruled out in the present era of precision measurements, having important implications for model building.

Acknowledgements

The authors would like to thank Chairman, Department of Physics, P.U., for providing facilities to work.

References

- [1] N. Cabbibo, Phys. Rev. Lett. **10**, 531 (1963).
- [2] M. Kobayashi and T. Maskawa, Prog. Theor. Phys. **49**, 652 (1973).
- [3] S. Aoki et al. [FLAG Collaboration], arXiv:1902.08191.
- [4] H. Fritzsch and Z. Z. Xing, Prog. Part. Nucl. Phys. **45**, 1 (2000).
- [5] M. Gupta and G. Ahuja, Int. Jour. Mod. Phys. A **26**, 2973 (2011).
- [6] M. Gupta and G. Ahuja, Int. Jour. Mod. Phys. A **27**, 1230033 (2012).
- [7] S. Weinberg, *Transcation of the New York Academy of Sciences*, Series II, **38**, 185 (1977).
- [8] H. Fritzsch, Phys. Lett. B **70**, 436 (1977).
- [9] H. Fritzsch, Phys. Lett. B **73**, 317 (1978).
- [10] P. Ramond, R. G. Roberts, G. G. Ross, Nucl. Phys. B **406**, 19 (1993).
- [11] P. S. Gill and M. Gupta, Jour. Phys. G: Nucl. Part. Phys. **21**, 1 (1995).
- [12] P. S. Gill and M. Gupta, Parmana **45**, 379 (1995).
- [13] P. S. Gill and M. Gupta, Jour. Phys G **23**, 335 (1997).

- [14] Z. Z. Xing, Int. Jour. Mod. Phys. A **19**, 1 (2004).
- [15] N. Mahajan, R. Verma and M. Gupta, Int. Jour. Mod. Phys. A **25**, 2037 (2010).
- [16] S. Sharma, P. Fakay, G. Ahuja, M. Gupta, Phys.Rev. D **91**, 053004 (2015).
- [17] K. Bora, Horizon, A Journal of Physics, Vol. **2** (2013).
- [18] M. Tanabashi *et al.* [PDG Collaboration], Phys. Rev. D **98**, 030001 (2018), updated results available at <http://pdg.lbl.gov/>.