

Inverse Graphics: Unsupervised Learning of 3D Shapes from Single Images

Talip Uçar

Department of Computer Science
University College London

ucabtuc@ucl.ac.uk

Abstract

Using generative models for Inverse Graphics is an active area of research. However, most works focus on developing models for supervised and semi-supervised methods. In this paper, we study the problem of unsupervised learning of 3D geometry from single images. Our approach is to use a generative model that produces 2-D images as projections of a latent 3D voxel grid, which we train either as a variational auto-encoder or using adversarial methods. Our contributions are as follows: First, we show how to recover 3D shape and pose from general datasets such as MNIST, and MNIST Fashion in good quality. Second, we compare the shapes learned using adversarial and variational methods. Adversarial approach gives denser 3D shapes. Third, we explore the idea of modelling the pose of an object as uniform distribution to recover 3D shape from a single image. Our experiment with the CelebA dataset [21] proves that we can recover complete 3D shape from a single image when the object is symmetric along one, or more axis whilst results obtained using ModelNet40 [36] show the potential side-effects, in which the model learns 3D shapes such that it can render the same image from any viewpoint. Forth, we present a general end-to-end approach to learning 3D shapes from single images in a completely unsupervised fashion by modelling the factors of variation such as azimuth as independent latent variables. Our method makes no assumptions about the dataset, and can work with synthetic as well as real images (i.e. unsupervised in true sense). We present our results, by training the model using the μ -VAE objective [32] and a dataset combining all images from MNIST, MNIST Fashion, CelebA and six categories of ModelNet40. The model is able to learn 3D shapes and the pose in good quality and leverages information learned across all datasets. The model can be used for the classification of objects, generating new 3D shapes, recovering 3D shapes from given images, and rendering images of the same object from new viewpoints.

1. Introduction

Reconstruction of 3D structure from 2D images is an established research problem in computer vision. Traditionally, multiple views of an object are used to reconstruct its 3D representation [7, 20]. With recent progress in deep learning, there has been an interest in applying deep learning methods for inferring 3D shapes from 2D images [37, 5] and generating new 3D shapes from a learned representation [8, 41]. Taking inspiration from some of these works, this paper presents a framework to tackle the problems of inferring 3D geometry from a single 2D image (inverse graphics) using generative models.

Although there have been numerous works on investigating generative models in the context of inverse graphics in recent years, they usually require assistance in the form of semi-, or full-supervision [5, 2, 27, 9, 23, 35]. The supervision can be given implicitly (passive), and/or explicitly (active). Examples of active supervision include using 3D ground truth data (3D supervision), providing 2D images with annotation, and using multiple views of each object (2D supervision). Passive supervision is usually implicit in the form of restricting the dataset to contain images of objects in pre-determined poses, requiring images to be silhouettes, depth maps, synthetic, or any other form.

Most approaches require at least one of these supervision methods. The focus of this paper is to take the aforementioned methods one step further, to infer 3D shape from a single image without making any assumptions on training data while using both synthetic as well as real images (unsupervised in true sense). Thus, the mantra of this work is that *a single image is all you need*.

The paper is organized as following: First, we give a brief literature review. Then, in Section 3, we present probabilistic 3D autoencoder, and details of training. Section 4 is dedicated to report the results of our experiments on learning 3D shapes from general datasets, the effects of modelling the azimuth as uniform random distribution and the results of the final model. We end the paper with a brief summary in Section 5.

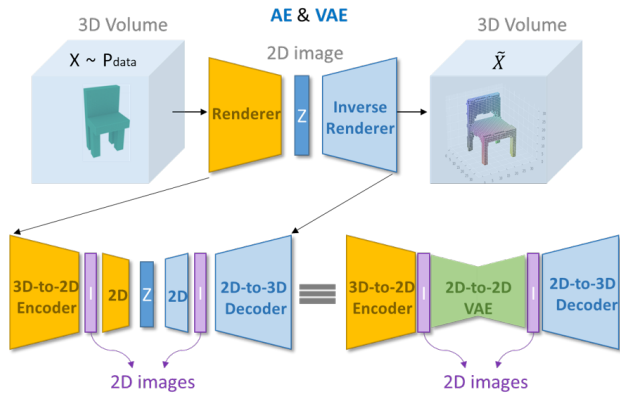


Figure 1. Using autoencoders for rendering and inverse-rendering.

2. Related Work

Recent years have seen a big interest in using deep learning techniques in areas of rendering (3D→2D) and inverse-rendering (2D→3D). The reconstruction of 3D shapes from the 2D input data and sampling new shapes, have been studied extensively in the context of generative models. Using autoencoders (AE) and variational autoencoders (VAE) to address these problems has been a common approach [5, 2, 9, 23, 25, 24] while using generative adversarial networks (GANs) has also been proposed [36, 8]. But, they usually require some form of supervision such as: using 3D ground truth data [27, 5, 36, 37], utilizing multiple views of the object [37], using annotations[9, 25], restricting the dataset to have silhouettes and/or depth maps of objects[8, 1, 34, 38], or normal images[25], and constraining the images to be rendered from particular view points[8, 34, 38]. They are also mostly experimented on synthetic datasets. A short literature review is presented next. It is divided into two sections, based on the level of supervision used: i) Supervised, ii) Semi-supervised.

2.1. Supervised Methods:

We can consider supervised methods under two sub-categories: 2D, and 3D supervision. Most work using full supervision has been done by using AEs and VAEs based on Convolutional and De-Convolutional Neural Networks (CNN, DeCNN respectively). The networks that work in 3D domain make use of volumetric convolutions (i.e. 3D-CNN for encoder, 3D-DeCNN for decoder). We can combine these networks in various ways to learn 2D→3D, 3D→2D, 3D→3D, and 2D→2D mappings as visualized in Figure 1. The first three mappings require 3D ground truth data during training. The last one (2D→2D) does not require 3D ground truth, and can be used for supervised, semi-supervised and unsupervised methods. For example, a 3D

encoder can be paired with 3D decoder to learn 3D→3D voxel mapping [2]. We can replace 3D encoder with 2D one to have 2D→3D mapping [5], or use 2D encoder in addition to 3D encoder to form a T-network and learn both 2D→3D and 3D→3D mappings [9, 23]. Moreover, the bottleneck between encoder and decoder can be implemented as 3D-convolutional LSTM to feed single, or multiple images of same object from different viewpoints to improve results[5]. We can also take advantage of key-points and annotations during training [25, 24]. Approaches using VAE might suffer from low quality of generated samples since VAEs learn data distribution indirectly by maximizing a lower-bound on log-likelihood rather than learning data distribution directly. Thus, taking a different approach, we can train 3D-DeCNN by using adversarial objective to implement a generative model (i.e. 3D-GAN) [35].3D-GAN can be combined with a pre-trained VAE to infer latent vector from a 2D image [35, 8]. This approach becomes a hybrid of 2D-VAE and 3D-GAN, in which each network is trained separately, to go from 2D image to 3D object. Training networks separately is sub-optimal. A better approach would be training whole architecture end-to-end. We can do this by using a GAN to map random samples from a latent z to a 3D voxel grid, and then project it back to depth and silhouette images, and then to a final image [40]. A big disadvantage of this approach is that it requires both 2D and 3D data. The approaches that do not utilize 3D ground truth data typically require a differentiable renderer (or, projection unit) to project inferred 3D representation onto an image plane [34, 8, 38, 37]. They might also require extra data in the form of silhouettes [34, 8, 10, 14], or depth maps of images, and/or pose, lighting, or key-point annotations [34, 38, 14]. The projection can be done by deciding whether a volume is occupied along the direction of rays to the pixel plane [34, 8]. As a separate approach, 3D shapes can be inferred by taking advantage of multi-view observations of the object in the form of foreground masks, depth, or color images [31, 30, 1, 10, 37]. Similarly, the shapes can be reconstructed by using images from same, or different categories, annotated with camera poses [38].

2.2. Semi-supervised Methods:

A variational framework proposed by [27] is used to train a generative model of 3D objects represented as volumes, or meshes. The 3D ground-truth data is used for training when it is available, and otherwise, they require a differentiable, or off-the-shelf renderer (OpenGL). Their experiments don't go beyond using simple shapes such as spheres and cubes. Also, using mixture of methods for rendering is a major drawback. A good model should be able work with any dataset without changing any parts of the model due to nature of the dataset.

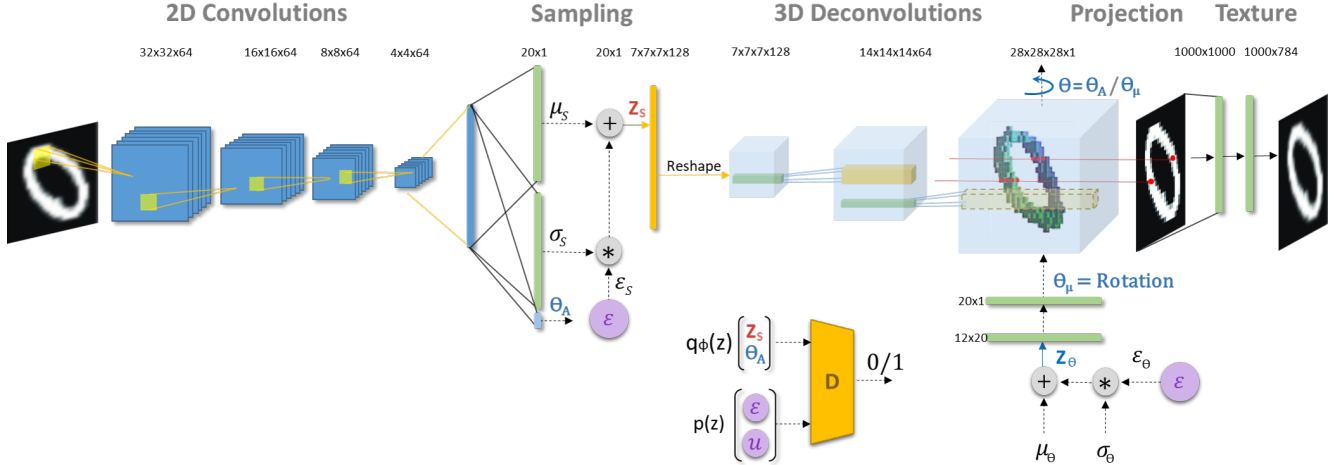


Figure 2. Probabilistic 3D-Autoencoder Model.

3. Probabilistic 3D-Autoencoder Model

We developed a probabilistic 3D-Autoencoder to be trained with either variational[16], or adversarial methods[22]. In the variational approach, we train a 3D-AE with three different objective functions to make comparisons: i) Standard VAE objective with KL divergence (VAE) [16], ii) β -VAE [11], and iii) μ -VAE objective [32]. The adversarial approach is implemented by using an additional discriminator to regularize the latent layer (AAE) [22].

Both variational and adversarial methods include a reconstruction loss as part of their objective. The difference comes in the form of how each regularizes the parameters of latent variables. For example, β -VAE penalizes KL term by multiplying it with a coefficient $\beta > 1$. μ -VAE keeps an aggregate mean of latent samples same as that of prior (i.e. zero mean) while allowing samples to spread out, mitigating posterior collapse commonly observed in VAEs with high-capacity decoders [32, 26, 4, 6, 15, 33, 3, 17, 29, 39]. Adversarial approach uses a discriminator to regularize the latent space by comparing samples from $q_\phi(z)$ to the ones from a prior distribution $p(z)$.

The base model has three parts: i) A 2D convolutional encoder that maps images to the parameters of the latent variable Z_S used for shape, ii) A 3D de-convolutional decoder that maps samples drawn from latent layer to 3D voxel grid and iii) A differentiable renderer proposed by [8] to render images from 3D voxel grid. Moreover, failing to capture local structures is a known problem in latent variable models [19, 26]. To mitigate this problem, an optional two layer fully connected neural network, referred as a texturizer, is added to the output of projection layer to improve learning shades and texture in images. When, the texturizer is used, the output of projection layer learns the shape of

the object while the texturizer learns shades and textures in the image. Finally, for adversarial training (AAE), a discriminator is added to the base model. The model used for variational and adversarial training are shown in Figure 2. It is trained end-to-end to minimize the loss functions shown in Table 1 to compare different approaches.

The final 3D-VAE proposed in this work uses the base model with texturizer. Additionally, it trains one more latent variable for the azimuth, θ_μ , independent of the shape, Z_S . During training, we would ideally maximize the marginal likelihood of the data:

$$P_\theta(x_{2D}) = \iint P(x_{2D}|x_{3D}, \theta_\mu) P_\theta(x_{3D}|z_s) P_\lambda(\theta_\mu|z_\theta) P(z_\theta) P(z_s) dz_s dz_\theta \quad (1)$$

where θ in P_θ refers to the parameters of the decoder while it is used to refer to the azimuth in the rest of the equation. x_{2D} , x_{3D} , and λ correspond to 2D image, 3D voxel, and the parameters of the generative model used for the azimuth respectively. Since this formulation is intractable, we take advantage of commonly used variational methods [18, 28, 12] although it should be noted that μ -VAE replaces the KL term used in evidence lower bound (ELBO) objective [18]. We should further note that while the parameters μ_s and σ_s are modelled as a function of data (amortized stochastic variational inference (SVI)), the parameters μ_θ and σ_θ are not. We could have used the same encoder for the latter parameters, but we wanted to avoid any entangling between the shape and the azimuth through parameters of the encoder. We could also use a separate encoder for amortized training of Z_θ , but the pose should not ideally be a function of data. The final model is trained using μ -VAE objective function since μ -VAE allows to spread out samples in a controlled fashion, which opens the door to train images from multiple datasets at the same time while

Table 1. Objective functions. The μ -VAE includes μ_θ and σ_θ parameters for the case when the azimuth, θ is modelled with a latent model.

	Objective
VAE	$\mathcal{L}_e = \mathbb{E}_{q_\phi(z x)} [\log p_\theta(x z)] - \text{KL}(q_\phi(z x) p(z))$
β-VAE	$\mathcal{L}_\beta = \mathbb{E}_{q_\phi(z x)} [\log p_\theta(x z)] - \beta * \text{KL}(q_\phi(z x) p(z))$
AAE	$\mathcal{L}_\alpha = \mathbb{E}_{q_\phi(z x)} [\log p_\theta(x z)] - \lambda * \text{KL}(q_\phi(z) p(z))$
μ-VAE	$\mathcal{L}_\mu = \mathbb{E}_{q_\phi(z x)} [\log p_\theta(x z_s, z_\theta)] - \frac{1}{B} \left[\sum_{i=1}^B \sum_{d=1}^D \mu_{S_d}^{(i)} + \sum_{i=1}^B \sum_{d=1}^D \mu_{\theta_d}^{(i)} + \sum_{i=1}^B \sum_{d=1}^D [\log \sigma_S^2]_d^{(i)} + [\log \sigma_\theta^2]_d^{(i)} \right]$

avoiding the posterior collapse.

3.1. The 2D-Encoder & 3D-Decoder

A 2D-Encoder, based on CNNs, is used to map 2D images to the mean, μ , and the standard deviation, σ , parameters of a multivariate Gaussian. The decoder is based on 3D-DeCNN, inspired by [35]. The input to the decoder is the samples from latent variable Z_S . Decoder transforms Z_S into a 28^3 volume to represent 3D shape in the form of voxels (\mathbf{v}). 3D shape has a binary representation, where each voxel $v \in [0, 1]$ represents whether it is occupied. 2D CNN layers use 3×3 kernels with strides of 2 while 3D DeCNN layers utilizes $3 \times 3 \times 3$ 3D-kernels with strides of $2 \times 2 \times 2$. Batch normalization (batchnorm) [13] and Leaky ReLU are used for all layers, except the final layers of the encoder (linear), and the decoder (sigmoid).

3.2. Projection:

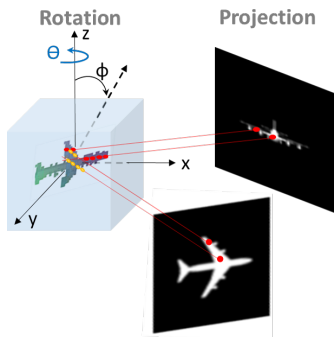


Figure 3. **Projection:** Defining parameters of projection.

In this work, the objects are assumed to be at the origin, upright oriented, and the scale is fixed. Only variation is assumed to be on the azimuth plane. We ran experiments modelling the azimuth as a constant, or variable:

- Azimuth as a constant:** It is considered zero for both variational and adversarial training.
- Azimuth as a variable:** It is modelled as an independent variable in two ways:
 - Random uniform noise:** In some experiments, we modelled it as a random uniform noise vari-

able sampled from range $[-\pi, \pi]$ to induce learning 3D geometry. In this case, the azimuth is not learned, and is used to enforce rendering of the same image from any viewpoint. This method is useful to recover 3D shapes of the symmetric objects such as human head by using only the face images as in CelebA dataset.

- Independent latent variable:** In the final model developed in this paper, the azimuth is modelled with a second generative model. We use an independent latent variable with parameters μ_θ and σ_θ as well as two-layer neural network with **tanh** activation. Output $([-1, 1])$ of the final layer is scaled to $[-\pi, \pi]$ and used to change viewpoint directly (i.e. θ_μ is a continuous variable).

The projection layer is used to render images from 3D voxel grid, V . If the azimuth is modelled as a variable, then the projection layer changes viewpoint by using a rotation matrix with parameters $(\theta, \phi = 0)$, resulting in new viewpoint $V_{\theta, \phi}$. This operation uses nearest neighbor sampling through the floor operator. Once the viewpoint is changed, the voxels are projected onto the image plane to render an image as shown in Figure 3. For projection, a simple differentiable projection operator proposed by [8] is used:

$$P_{\theta, \phi}((i, j), V) = 1 - \exp^{-\sum_k V_{\theta, \phi}(i, j, k)} \quad (2)$$

This formulation uses an exponential function to have a smooth and differentiable function, where the exponent is sum over voxel values along the direction of rays from corresponding pixels. Projected value is zero when there is no voxel occupied while it approaches 1 as the number of occupied voxels increases.

3.3. Dataset

Four datasets are used throughout this work: MNIST, MNIST Fashion, CelebA, and ModelNet40 [36]. CelebA has around 200k images, from which we selected 10k quality images. They are converted to gray scale, cropped and resized to 28×28 for faster experimentation although it becomes a much harder task to learn geometry due to limited resolution in both image, and voxel space. ModelNet40 dataset has objects from 40 categories. We chosen three convex-shaped objects (airplane, car and person) and three

concave-shaped ones (cup, bowl, and chair). Between the two categories, the convex shapes are easier to learn 3D shapes from. In this dataset, the rendered images are taken from 12 evenly spaced viewing angles with orthographic projection. Hence, the azimuth is divided into 12 bins i.e. $\theta = [0, 30, \dots, 330]$. The images are scaled down to 28x28. It should be emphasized that although each object in particular category of ModelNet40 has views from 12 different angles, the models are trained with a single image selected from a randomly shuffled dataset, and do not depend on the number of view points.

3.4. Training

In all four objective functions, a spherical 2-D Gaussian prior distribution is imposed on the hidden codes z . For AAE, the encoder $q_\phi(z|x)$ acts as the generator and tries to fool the discriminator by generating samples from the aggregated posterior distribution $q(z)$ that are similar to those from the prior distribution $p(z)$. Hence, the adversarial training encourages $q(z)$ to match to $p(z)$. For the β -VAE, we used $\beta = 30$.

In the final model, since the azimuth, θ , is modelled as an output of a second generative model, we used a separate optimizer to learn μ_θ and σ_θ parameters of the latent variable, Z_θ directly by back-propagating errors while freezing VAE parameters. One might choose to update μ_θ and σ_θ parameters multiple times per each encoder-decoder update since their training is not amortized. But, in this work, all parameters are updated once per iteration.

Optimization: Adam algorithm with high momentum ($\beta_1 = 0.9, \beta_2 = 0.999$) is used as the optimizer throughout this work. High momentum is chosen mainly to let most of previous training samples influence the current update step. For reconstruction loss, mean square error, $\|x - x'\|^2$, is used for all cases. If the texturizer is used, then reconstruction loss has two terms, one from the output of the projection, and another from the output of the texturizer. In each term, the error is computed using the same input image X :

$$L_{recon} = \|X - X'_{projection}\|^2 + \|X - X'_{texture}\|^2 \quad (3)$$

4. Experiments

4.1. Learning 3D shapes from general datasets

We explored the idea of learning representations of 3D shapes from general datasets such as MNIST and MNIST Fashion. The model is separately trained on each dataset by using four objective functions. The azimuth is assumed fixed (i.e. zero), and the texturizer is used only for MNIST Fashion. The adversarial objective learns a dense representation while μ -VAE encourages sparsity as shown in Figure 4. Since there is no views along the depth dimension,




Figure 4. **Comparing geometries using digit 9 from MNIST:** From top to bottom: VAE, β -VAE, AAE, μ -VAE.




Figure 5. **Random samples:** Random samples from the AAE model trained with MNIST Fashion. From top to bottom, the shapes are: bag, dress, dress.

the shapes are learned as slices of layers, in which the shadows and texture are represented by later layers along the depth (see top row, the handle of the bag, in Figure 5).

4.2. Modelling θ with a uniform distribution:

When the azimuth is fixed as zero, the model learns the shapes along the depth dimension in sliced layers. This is because we don't have access to images taken from different viewpoints for datasets such as MNIST, MNIST Fashion and CelebA. Noting that most objects are symmetrical along one of the axis, we explored the idea of modelling the pose as uniform random distribution around the axis of symmetry. We trained the AAE model with texturizer on CelebA dataset and modelled the azimuth as a random uniform distribution. Note that, in AAE training, the azimuth is one of the outputs of encoder, and it is regularized by using uniform distribution prior $([-1, 1])$ and a discriminator (see Figure 2). CelebA includes only face images with little variations in the azimuth, but the shape of head is symmetric along the z-axis. We were able to recover 3D shape of a human head as seen in Figure-6. In some cases, the model was able to learn local features such as the eyes and the mouth. However, this approach may not always work as intended. For example, we trained the VAE model on chairs category




Figure 6. **AAE with texturizer**: Closer look at learned 3D structure of sampled faces from various azimuth angles.

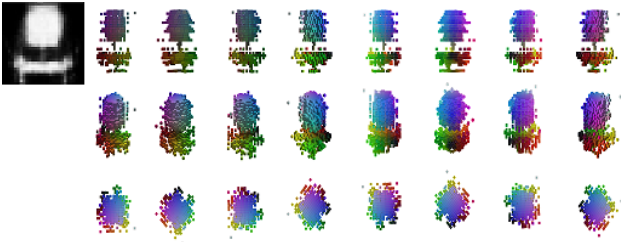


Figure 7. **The side-effect of modelling the azimuth as uniform random noise** (θ =random uniform $[-\pi, \pi]$): From top to bottom, the chair is shown at elevation: 0, 30 and 90 degrees.

of ModelNet40. This time, the azimuth is modelled as a random uniform noise. As shown in Figure 7, the shape of the chair is learned in a way that the model would be able to render the same image from any viewpoint. In other words, the shape learned is circular around z-axis.

4.3. Learning convex and concave shapes:

Concave shapes such as cups are not easy to learn, especially with the voxel representation. As to test the limits of voxel representation, the AAE model with texturizer is trained on the cups and persons category of ModelNet40. The azimuth is regularized with uniform distribution using discriminator as before. Figure 8 shows two random sam-

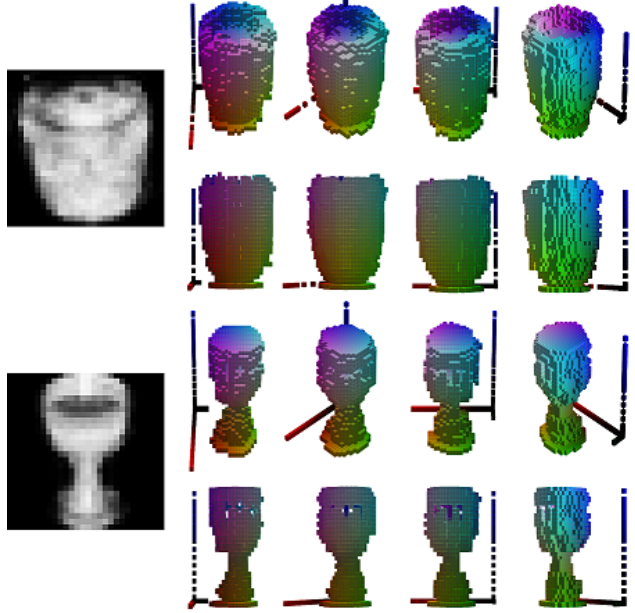


Figure 8. **AAE with texturizer**: Random samples of learned 3D structure from Cup category of ModelNet40.

ples from the cups category. The model is able to understand the depth of the cup in the first sample while it fails in the second one. Moreover, the latent space is smooth as seen in latent traverses in Figure 9.

4.4. The final model – μ -VAE with Z_θ :

The one advantage of μ -VAE is that it allows us to spread out samples in latent space in a controlled way so that we can train multiple datasets using a single model at one-shot, potentially enabling the model to leverage what it learns from one dataset to learn better representations in others (i.e. transfer learning). Moreover, a true unsupervised model should be able to learn distributions of factors of variation such as azimuth, elevation, and lighting. As a proof of concept, we modelled the azimuth using a second generative model, in which the latent variable is modelled as multivariate Gaussian with diagonal co-variance (see Figure 2). The parameters μ_θ and σ_θ are learned directly using SVI while the μ_S and σ_S parameters of the shape are trained using amortized SVI. The model is trained using images from all datasets at one-shot. Figure 10 shows the loss curves during training. Comparing renderings of the 3D shapes at outputs of projection layer and texturizer in Figure 11, we see that the model is able to render shapes of objects from all datasets in good quality despite of the fact that these datasets are very different. Moreover, the model learns 3D shapes of all objects in the way how humans would visualize as shown Figure 12. The results are surprising espe-

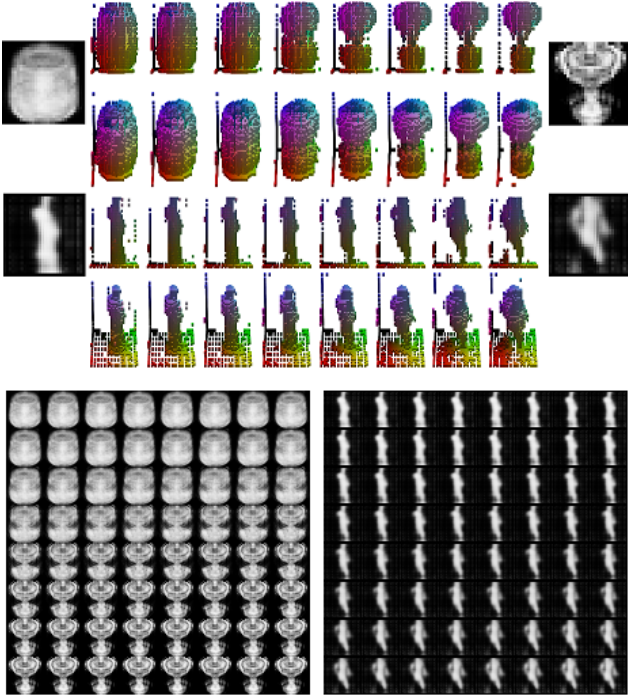


Figure 9. **AAE with texturizer**: Latent traversal in 3D (top) as well as corresponding renderings (bottom) for cup and person categories of ModelNet40.

cially for cases, in which we have only a single viewpoint of objects (for example, in MNIST, MNIST Fashion and CelebA). The model is able to learn true shapes and the azimuth for digits and fashion items using only front view of the objects (Figure 12). We are able to render the digits and clothing from different viewpoints as seen in Figure 13. Moreover, we trained the model using mixed images from MNIST and MNIST Fashion in a separate experiment to see whether the model could still learn the azimuth and be able to generate new viewpoints. We confirmed that it can. Thus, modelling the azimuth with a separate latent variable conditions the model to learn different viewpoints regardless of whether the dataset contains images from multiple views. Finally, the trained model can be used to generate new quality shapes (Figure 14).

5. Discussion

In this work, we investigated unsupervised learning of 3D shapes from single images, using diverse set of datasets. We noted the difference in 3D shapes learned by variational and adversarial methods, and suggested a way to take advantage of symmetry of object to recover their shapes. We further developed a 3D generative model that can learn 3D shape and pose representations from single images using any given dataset. We also explored the idea of learning

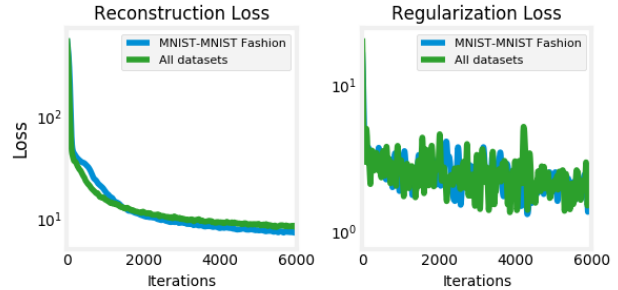


Figure 10. **Final μ -VAE model**: The reconstruction and regularization loss while training the combined dataset of all datasets (MNIST, MNIST Fashion, CelebA and ModelNet40) and two (MNIST and MNIST Fashion).



Figure 11. Input data, and reconstructions at the projection and texturizer. **Top**: The model is trained on combined dataset of MNIST, MNIST Fashion, CelebA and ModelNet40. **Bottom**: The model is trained on combination of MNIST and MNIST Fashion.

from a diverse set of datasets at one-shot. This enables the model to learn rich representations. For example, Figure 15 poses an interesting case, in which the rendered image could be a projection of a digit 4, a chair, or a plane. However, when we observe the corresponding shape from 30° elevation, we see that the model generates shape in the form of a chair, one of the possibilities, although the shape could have been any of those three categories when observed from 0° elevation. This is very similar to how humans would visualize this image. If we trained the model using only MNIST, the shape generated would perhaps resemble digit 4 from any angle. Thus, training generative models using many datasets can bring us closer to bridging the gap between how humans and these models think about shapes. This would also enable us to use the latent representations in tasks such as classification.

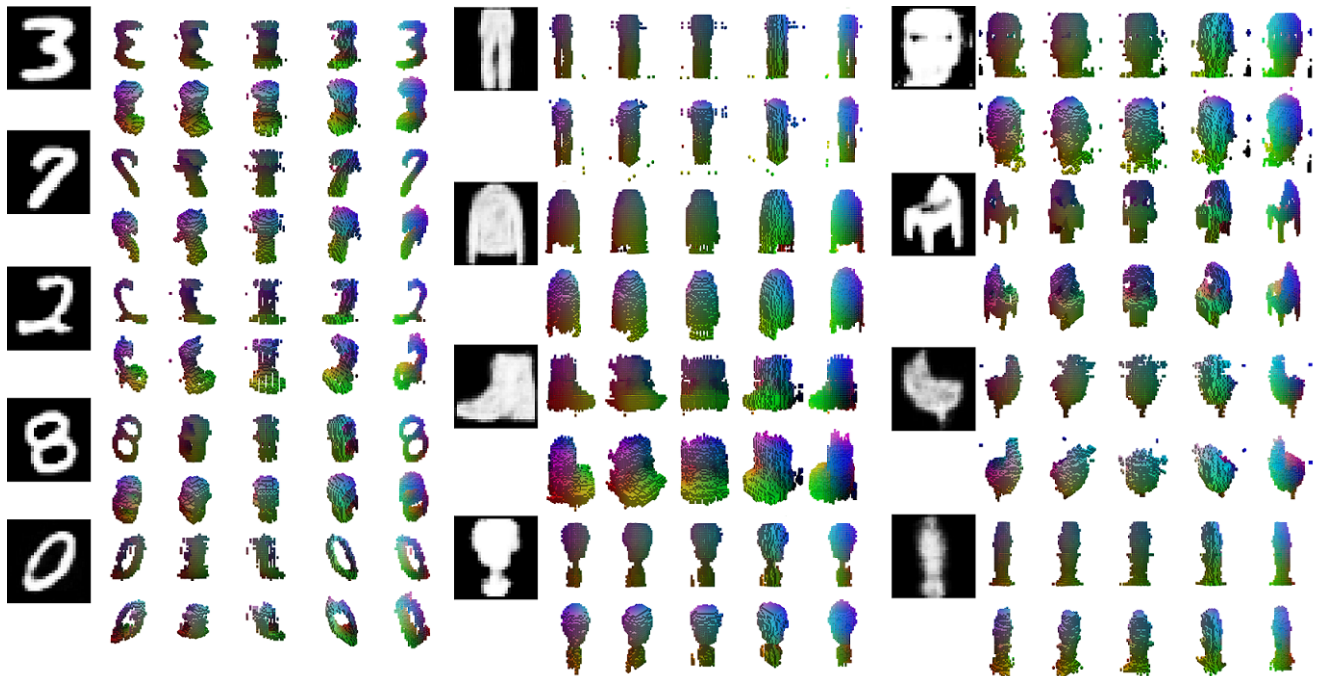


Figure 12. **Final μ -VAE model:** 3D shapes shown at 0° and 30° elevations from different azimuth angles. Corresponding image is rendered using both $\theta, \phi = 0$. From top to bottom, the objects are; **Left column:** Digits 3, 7, 2, 8, 0 from MNIST, **Middle column:** Pants, shirt, and shoe from MNIST Fashion, cup from ModelNet40, **Right column:** Human head from CelebA; chair, chair, and person from ModelNet40.




Figure 13. **Final μ -VAE model:** Rendering images from different viewpoints by sweeping θ across $[-\pi, \pi]$ in 64 steps (the top-left: $-\pi$, the bottom-right: π in each image). **Top:** dress, shoe, person; **Middle:** chair, chair, digit 4; **Bottom:** digits 7, 8, 3.




Figure 14. **Final μ -VAE model:** Random samples shown at elevation=0, and 30. The top row: cup, shirt; the bottom row: running man, digit 8.




Figure 15. **Final μ -VAE model:** A case showing that inferring 3D shape from a 2D image could be tricky. In this case, the possible 3D objects are a plane, a chair, or digit 4.

References

- [1] A. Arsalan Soltani, H. Huang, J. Wu, T. D. Kulkarni, and J. B. Tenenbaum. Synthesizing 3d shapes via modeling multi-view depth maps and silhouettes with deep generative networks. In *Proceedings of the IEEE conference on computer vision and pattern recognition*, pages 1511–1519, 2017. 2
- [2] E. Balashova, V. Singh, J. Wang, B. Teixeira, T. Chen, and T. Funkhouser. Structure-aware shape synthesis. In *2018 International Conference on 3D Vision (3DV)*, pages 140–149. IEEE, 2018. 1, 2
- [3] S. R. Bowman, L. Vilnis, O. Vinyals, A. M. Dai, R. Jozefowicz, and S. Bengio. Generating sentences from a continuous space. *arXiv preprint arXiv:1511.06349*, 2015. 3
- [4] X. Chen, D. P. Kingma, T. Salimans, Y. Duan, P. Dhariwal, J. Schulman, I. Sutskever, and P. Abbeel. Variational lossy autoencoder. *arXiv preprint arXiv:1611.02731*, 2016. 3
- [5] C. B. Choy, D. Xu, J. Gwak, K. Chen, and S. Savarese. 3d-r2n2: A unified approach for single and multi-view 3d object reconstruction. In *European conference on computer vision*, pages 628–644. Springer, 2016. 1, 2
- [6] A. B. Dieng, Y. Kim, A. M. Rush, and D. M. Blei. Avoiding latent variable collapse with generative skip models. *arXiv preprint arXiv:1807.04863*, 2018. 3
- [7] Y. Furukawa, C. Hernández, et al. Multi-view stereo: A tutorial. *Foundations and Trends® in Computer Graphics and Vision*, 9(1-2):1–148, 2015. 1
- [8] M. Gadelha, S. Maji, and R. Wang. 3d shape induction from 2d views of multiple objects. In *2017 International Conference on 3D Vision (3DV)*, pages 402–411. IEEE, 2017. 1, 2, 3, 4
- [9] R. Girdhar, D. F. Fouhey, M. Rodriguez, and A. Gupta. Learning a predictable and generative vector representation for objects. In *European Conference on Computer Vision*, pages 484–499. Springer, 2016. 1, 2
- [10] J. Gwak, C. B. Choy, M. Chandraker, A. Garg, and S. Savarese. Weakly supervised 3d reconstruction with adversarial constraint. In *2017 International Conference on 3D Vision (3DV)*, pages 263–272. IEEE, 2017. 2
- [11] I. Higgins, L. Matthey, A. Pal, C. Burgess, X. Glorot, M. Botvinick, S. Mohamed, and A. Lerchner. beta-vaе: Learning basic visual concepts with a constrained variational framework. *ICLR*, 2(5):6, 2017. 3
- [12] M. D. Hoffman, D. M. Blei, C. Wang, and J. Paisley. Stochastic variational inference. *The Journal of Machine Learning Research*, 14(1):1303–1347, 2013. 3
- [13] S. Ioffe and C. Szegedy. Batch normalization: Accelerating deep network training by reducing internal covariate shift. *arXiv preprint arXiv:1502.03167*, 2015. 4
- [14] A. Kanazawa, S. Tulsiani, A. A. Efros, and J. Malik. Learning category-specific mesh reconstruction from image collections. In *Proceedings of the European Conference on Computer Vision (ECCV)*, pages 371–386, 2018. 2
- [15] Y. Kim, S. Wiseman, A. C. Miller, D. Sontag, and A. M. Rush. Semi-amortized variational autoencoders. *arXiv preprint arXiv:1802.02550*, 2018. 3
- [16] D. P. Kingma and J. Ba. Adam: A method for stochastic optimization. *arXiv preprint arXiv:1412.6980*, 2014. 3
- [17] D. P. Kingma, T. Salimans, R. Jozefowicz, X. Chen, I. Sutskever, and M. Welling. Improved variational inference with inverse autoregressive flow. In *Advances in neural information processing systems*, pages 4743–4751, 2016. 3
- [18] D. P. Kingma and M. Welling. Auto-encoding variational bayes. *arXiv preprint arXiv:1312.6114*, 2013. 3
- [19] A. B. L. Larsen, S. K. Sønderby, H. Larochelle, and O. Winther. Autoencoding beyond pixels using a learned similarity metric. *arXiv preprint arXiv:1512.09300*, 2015. 3
- [20] S. Liu and D. B. Cooper. Ray markov random fields for image-based 3d modeling: Model and efficient inference. In *2010 IEEE Computer Society Conference on Computer Vision and Pattern Recognition*, pages 1530–1537. IEEE, 2010. 1
- [21] Z. Liu, P. Luo, X. Wang, and X. Tang. Deep learning face attributes in the wild. In *Proceedings of International Conference on Computer Vision (ICCV)*, December 2015. 1
- [22] A. Makhzani, J. Shlens, N. Jaitly, I. Goodfellow, and B. Frey. Adversarial autoencoders. *arXiv preprint arXiv:1511.05644*, 2015. 3
- [23] P. Mandikal, N. Murthy, M. Agarwal, and R. V. Babu. 3d-lmnet: Latent embedding matching for accurate and diverse 3d point cloud reconstruction from a single image. *arXiv preprint arXiv:1807.07796*, 2018. 1, 2
- [24] C. Nash and C. K. Williams. The shape variational autoencoder: A deep generative model of part-segmented 3d objects. In *Computer Graphics Forum*, volume 36, pages 1–12. Wiley Online Library, 2017. 2
- [25] T. H. Nguyen-Phuoc, C. Li, S. Balaban, and Y. Yang. Rendernet: A deep convolutional network for differentiable rendering from 3d shapes. In *Advances in Neural Information Processing Systems*, pages 7891–7901, 2018. 2
- [26] A. Razavi, A. v. d. Oord, B. Poole, and O. Vinyals. Preventing posterior collapse with delta-vaes. *arXiv preprint arXiv:1901.03416*, 2019. 3
- [27] D. J. Rezende, S. A. Eslami, S. Mohamed, P. Battaglia, M. Jaderberg, and N. Heess. Unsupervised learning of 3d structure from images. In *Advances in Neural Information Processing Systems*, pages 4996–5004, 2016. 1, 2
- [28] D. J. Rezende, S. Mohamed, and D. Wierstra. Stochastic backpropagation and approximate inference in deep generative models. *arXiv preprint arXiv:1401.4082*, 2014. 3
- [29] C. K. Sønderby, T. Raiko, L. Maaløe, S. K. Sønderby, and O. Winther. How to train deep variational autoencoders and probabilistic ladder networks. In *33rd International Conference on Machine Learning (ICML 2016)*, 2016. 3
- [30] S. Tulsiani, S. Gupta, D. F. Fouhey, A. A. Efros, and J. Malik. Factoring shape, pose, and layout from the 2d image of a 3d scene. In *Proceedings of the IEEE Conference on Computer Vision and Pattern Recognition*, pages 302–310, 2018. 2
- [31] S. Tulsiani, T. Zhou, A. A. Efros, and J. Malik. Multi-view supervision for single-view reconstruction via differentiable ray consistency. In *Proceedings of the IEEE conference on computer vision and pattern recognition*, pages 2626–2634, 2017. 2

- [32] T. Ucar. Bridging the elbo and mmd, 2019. [1](#), [3](#)
- [33] A. van den Oord, O. Vinyals, et al. Neural discrete representation learning. In *Advances in Neural Information Processing Systems*, pages 6306–6315, 2017. [3](#)
- [34] O. Wiles and A. Zisserman. Silnet: Single-and multi-view reconstruction by learning from silhouettes. *arXiv preprint arXiv:1711.07888*, 2017. [2](#)
- [35] J. Wu, C. Zhang, T. Xue, B. Freeman, and J. Tenenbaum. Learning a probabilistic latent space of object shapes via 3d generative-adversarial modeling. In *Advances in neural information processing systems*, pages 82–90, 2016. [1](#), [2](#), [4](#)
- [36] Z. Wu, S. Song, A. Khosla, F. Yu, L. Zhang, X. Tang, and J. Xiao. 3d shapenets: A deep representation for volumetric shapes. In *Proceedings of the IEEE conference on computer vision and pattern recognition*, pages 1912–1920, 2015. [1](#), [2](#), [4](#)
- [37] X. Yan, J. Yang, E. Yumer, Y. Guo, and H. Lee. Perspective transformer nets: Learning single-view 3d object reconstruction without 3d supervision. In *Advances in Neural Information Processing Systems*, pages 1696–1704, 2016. [1](#), [2](#)
- [38] G. Yang, Y. Cui, S. Belongie, and B. Hariharan. Learning single-view 3d reconstruction with limited pose supervision. In *Proceedings of the European Conference on Computer Vision (ECCV)*, pages 86–101, 2018. [2](#)
- [39] S. Zhao, J. Song, and S. Ermon. Towards deeper understanding of variational autoencoding models. *arXiv preprint arXiv:1702.08658*, 2017. [3](#)
- [40] J.-Y. Zhu, Z. Zhang, C. Zhang, J. Wu, A. Torralba, J. Tenenbaum, and B. Freeman. Visual object networks: image generation with disentangled 3d representations. In *Advances in Neural Information Processing Systems*, pages 118–129, 2018. [2](#)
- [41] C. Zou, E. Yumer, J. Yang, D. Ceylan, and D. Hoiem. 3d-prnn: Generating shape primitives with recurrent neural networks. In *Proceedings of the IEEE International Conference on Computer Vision*, pages 900–909, 2017. [1](#)