

Optimization of CNOT circuits on topological superconducting processors

Bujiao Wu^{1,2}, Xiaoyu He^{1,2}, Shuai Yang^{1,2}, Lifu Shou^{1,2}, Guojing Tian^{1,2}, Jialin Zhang^{1,2}, and Xiaoming Sun^{1,2}

¹Institute of Computing Technology, CAS, Beijing, China

²University of Chinese Academy of Sciences, Beijing, China
sunxiaoming@ict.ac.cn

Abstract

We focus on optimization of the depth/size of CNOT circuits under topological connectivity constraints. We prove that any n -qubit CNOT circuit can be paralleled to $O(n)$ depth with n^2 ancillas for 2-dimensional grid structure. For the high dimensional grid topological structure in which every qubit connects to $2\log n$ other qubits, we achieve the asymptotically optimal depth $O(\log n)$ with only n^2 ancillas. We also consider the synthesis without ancillas. We propose an algorithm uses at most $2n^2$ CNOT gates for arbitrary connected graph, considerably better than previous works. Experiments also confirmed the performance of our algorithm. We also designed an algorithm for dense graph, which is asymptotically optimal for regular graph. All these results can be applied to stabilizer circuits.

Introduction — Quantum circuit synthesis is a process to construct a quantum circuit that implements a desired unitary operator and optimizes its depth and size in terms of a given gate set, which is an important task in the field of quantum computation and quantum information [19, 24, 26]. CNOT circuits are indispensable for quantum circuit synthesis to construct general circuits [1, 5, 22, 26]. Due to Ref. [4, 7, 25], CNOT plus some single qubit gates are universal for quantum computing. Specifically for stabilizer circuits, Aaronson *et al.* [1] proved that any stabilizer circuit has a canonical form H-C-P-C-P-C-H-P-C-P-C, where H and P are one layer of Hadamard gates and Phase gates respectively, and C is a block of CNOT circuits. Optimizing CNOT circuits is an important topic, there are many researchers aiming at parallelizing the depth of CNOT circuits with no constraints on control and target qubits [8, 10, 13, 16, 17], *i.e.*, where CNOT gate can be operated on any pair of qubits. For instance, Moore and Nilsson [17] proposed an algorithm to parallel any CNOT circuit to $O(\log n)$ depth with $O(n^2)$ ancillas, in which the depth matches the lower bound $\Omega(\log n)$. Recently, Jiang *et al.* [13] presented an algorithm to optimize the depth to $\min\{\log n, \frac{n^2}{(n+m)\log(n+m)}\}$ for CNOT circuits with n input qubits and m ancillas qubits, and also proved their depth is asymptotically optimal for any number of ancillas.

However, current quantum circuits are limited to the connection constraints of qubits [3, 11, 27] and environ-

mental noise [6]. The topological structure of superconducting processors arrange their qubits with only neighbouring qubits interactions. The connection constraints of a quantum processor can be represented as a topological graph. A vertex of the topological graph represents a qubit, and we can only perform a 2-qubits gate between two qubits when the corresponding vertices of these two qubits are connected.

In this manuscript, we mainly consider how to optimize the depth and size of CNOT circuits under topological structure constraints, with and without ancillas.

Firstly, we aim to optimize the depth of CNOT circuits in topological structure similar to near-term device [6, 11] with some ancillas. We present a construction of d -dimensional grid in which every qubit connects to at most $2d$ other qubits. In d -dimensional grid with each dimension size less than $2n^{2/d}$, our construction can parallel any n -qubit CNOT circuit into $O(dn^{2/d})$ depth with at most $2n^2$ ancillas. Specifically, if $d = \Omega(\log n)$, the depth can be paralleled to $O(\log n)$ with n^2 ancillas, which implies we can use an $O(\log n)$ -regular graph instead of a complete graph, in which every pair of qubits are connected, to match the lower bound $\Omega(\log n)$. And the size of our reduced circuit construction is $O(n^2)$ for any CNOT circuit.

Next, we aim to optimize the size of CNOT circuits under any topological constraints without ancillas. There are two related works [14, 18] for optimizing the size of CNOT circuits under topological structure without an-

cillas. Kissinger *et al.* [14] proposed an algorithm which gives a $2n^2$ -size equivalent CNOT circuit for any CNOT circuit on the topological graph which has a Hamiltonian path. Their main idea is to eliminate each column along the Hamiltonian path. For the topological graph which has no Hamiltonian path, their generalized algorithm is not efficient, which may have $O(n^3)$ size in the worst case. Nash *et al.* [18] proposed a similar algorithm simultaneously which gives a $4n^2$ -size equivalent CNOT circuit for any CNOT circuit on any connected graph.

We put forward an algorithm, which achieves $2n^2$ size in the worst case, regardless of topological structure. Our algorithm saves 41.4% and 9.4 % CNOT gates compared to the algorithms proposed by Kissinger *et al.* [14] and Nash *et al.* [18] on average, respectively from our numerical results. Furthermore, our algorithm save more CNOT gates in 82.3% test random circuit, compared to other algorithms. For the d -dimensional grid, our algorithm and these two algorithms all give $O(dn^{1+1/d})$ paralleled depth.

Our third algorithm, which can serve as a perspective recommendations of qubit-connecting layout for topological superconducting processors, achieving an $O\left(\frac{n^2}{\log r}\right)$ worst-case bound for r -regular graph, furthermore, we prove this bound is tight, *i.e.*, the lower bound of size for r -regular graph is also $O\left(\frac{n^2}{\log r}\right)$.

Optimize the depth of CNOT circuits on d dimensional grid graph — Due to decoherence, quantum computing task must be finished in a short time, which means it is essential to parallel the quantum circuit as shallow as possible, to ensure that the circuit can be performed in near-term quantum device. Due to technology restriction, one qubit cannot connect to too many other qubits in topological structure. We propose a CNOT circuit construction on d -dimensional grid topological structure, in which every qubit connects to at most $2d$ other qubits, and the parallel depth is asymptotically optimal to $O(\log n)$ when $d = \Omega(\log n)$.

By the theorem in Ref. [17, 22], any n -qubit CNOT circuit can be represented as a reversible binary matrix $\mathbf{M} \in \text{GL}(n, 2)$. Meanwhile, a CNOT gate with control qubit i and target qubit j is equivalent to a Gaussian row elimination step which adds row i to row j in matrix \mathbf{M} by Patel *et al.* [22]. Thus optimizing the size of a CNOT circuit is equivalent to optimizing the number of row add operations to transfer a reversible matrix into identity, and optimizing the depth of a CNOT circuit is equivalent to optimizing the number of parallel rows add operations. The sequence of row add operations corresponds to the inverse matrix, so we can get the reduced circuit from the add operations sequence.

We say a circuit $\mathcal{C}_{n,m}$ with n -qubit inputs and m -qubit ancillas on topological graph $G(V, E)$ implements

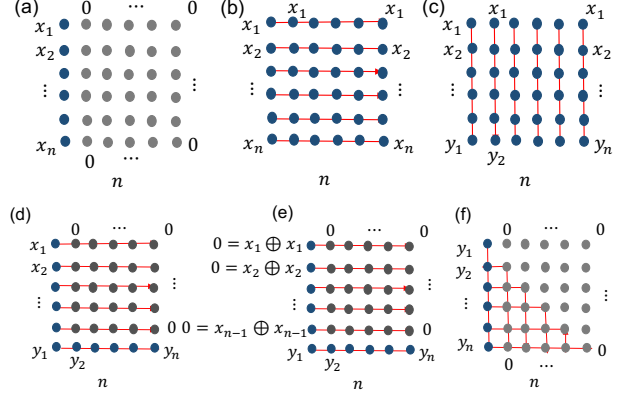


Figure 1: The algorithm process of CNOT circuits on 2 dimensional grid graph.

a unitary operator U , if for any input $|x\rangle$ with ancillas $|0^{\otimes m}\rangle$, the results of $\mathcal{C}_{n,m}$ for output qubits and ancillas are $U|x\rangle$ and $|0^{\otimes m}\rangle$.

We firstly propose the algorithm which can optimize any n -qubit CNOT circuits to $O(n)$ depth with n^2 ancillas on 2 dimensional grid graph, and then generalize the algorithm to any d dimensional grid for $d \geq 3$.

Lemma 1. *Any n -qubit CNOT circuit on $n \times n$ grid graph can be paralleled to $O(n)$ depth, with at most $n(n-1)$ ancillas.*

Proof. Consider an $n \times n$ grid, every vertex has a coordinate (i, j) that $1 \leq i, j \leq n$. We lay out the input qubits $|x\rangle = |x_1, \dots, x_n\rangle$ be the vertices in the first column that $|x_i\rangle$ at $(i, 1)$, and other vertices for ancilla qubits $|0\rangle$, as depicted in Fig. 1 (a). We denote the CNOT gate with control qubit at (i_1, j_1) and target qubit at (i_2, j_2) as $\text{CNOT}_{(i_2, j_2)}^{(i_1, j_1)}$.

For the invertible matrix $\mathbf{M} \in \text{GL}(n, 2)$, suppose $y = \mathbf{M}x$, then $y_i = \sum_{j \in [n]} \mathbf{M}_{ij}x_j$. The following algorithm can implement the CNOT circuit of \mathbf{M} with $n(n-1)$ ancillas $|0^{\otimes n(n-1)}\rangle$.

- (1) Copy n copies of x_i for each $i \in [n]$ in row i of grid in parallel by performing $\text{CNOT}_{(i,2)}^{(i,1)}, \text{CNOT}_{(i,3)}^{(i,2)}, \dots$ sequentially for each row, as in Fig. 1 (b).
- (2) Construct y_i with qubits in column i for $i \in [n]$ in parallel: perform (a) $\text{CNOT}_{(i,j+1)}^{(i,j)}$ for j that $\mathbf{M}_{i,j} = 0$, range from n to 1; (b) $\text{CNOT}_{(i,2)}^{(i,1)}, \text{CNOT}_{(i,3)}^{(i,2)}, \dots, \text{CNOT}_{(i,n)}^{(i,n-1)}$ sequentially of column i to give y_i ; (c) Inverse process of (b) and (a) except $\text{CNOT}_{(i,n+1)}^{(i,n)}$ to restore qubits between $(i, 1)$ and (i, n) , as in Fig. 1 (c).

- (3) Restore the rest ancillas to 0 except the last row conserving y by performing the inverse process of step (1), as in Fig. 1 (d).
- (4) Transform x into $|0^{\otimes n}\rangle$ by performing \mathbf{M}^{-1} provided y as input, x and other qubits as ancillas, as in Fig. 1 (e), and then use swap operations to let the outputs y be the correct position, as in Fig. 1 (f).

Step (4) is correct since $(\mathbf{M}x, x, 0) \xrightarrow{\mathbf{M}^{-1}} (\mathbf{M}x, x \oplus \mathbf{M}^{-1} \cdot \mathbf{M}x, 0) = (\mathbf{M}x, 0, 0)$ [17]. After Step (1-4), the algorithm can parallel any CNOT circuit to $O(n)$ depth and $O(n^2)$ size with $n(n-1)$ ancillas, and a careful analysis will give a paralleled depth $13n$ in the worst case. \square

Lemma 1 can be generalized to d dimensional grid for any constant d , which is stated as the following theorem.

Theorem 1. *Any n -qubit CNOT circuit can be paralleled to $O(dn^{2/d})$ depth, with at most $2n^2$ ancillas, on d dimensional grid, in which the size of the first $d-1$ dimension are all $n^{2/d}$, and the last dimension is $2n^{2/d}$. Specifically, when $d = \log n$, the depth can be paralleled to $O(\log n)$ with n^2 ancillas.*

More precisely, Theorem 1 can be obtained by firstly copying each x_i for $i \in [n]$ into a $\lceil \frac{d}{2} \rceil$ -dimensional grid, and then construct y_i by the copies of x similar to Lemma 1. Specifically, when d is even, the ancillas can be reduced to n^2 , as depicted in Lemma 1. We postpone the proof of Theorem 1 into Appendix A.

Furthermore, when we eliminate a block of columns rather than just a column each step, we can save a $\log n$ factor of ancillas compared to Theorem 1. Some related work can be seen in Ref. [13, 22]. To achieve $O\left(\frac{n^2}{\log n}\right)$ ancillas, we need to firstly enumerate all of the configurations for each block, and then copies the required configurations to the proper column. Finally, we just need to add the copies of all blocks to give output y and restore all of ancillas. The details of the results and proof are in Appendix B.

Any n -qubit CNOT circuits can be optimized to $O(n^2)$ size on the specific d -dimensional grid by Theorem 1. In the following, we give the optimized size for non-ancillas case on any connected graph.

Algorithm without ancilla — The qubit resource is usually rare so we may not have ancilla qubits. We study the optimization for circuits without ancilla. The topological structure of superconducting processors arrange their qubits with only neighbouring-qubits interactions, this means two-qubit gates can only perform in two adjacent qubits in corresponding topological graph. Therefore, for the elimination process on topological graph, we can not eliminate a row with another if their corresponding vertex are not adjacent. Thus in this case we

need to find a path between this two vertex and eliminate across the path. And to improve the efficiency of elimination, we eliminate multi-rows together via the minimum Steiner tree of the vertices of these rows, see also [14, 18].

Given the topological constraint graph G and the matrix $\mathbf{M} \in \text{GL}(n, 2)$ corresponding to a CNOT circuit. The techniques in Ref. [14, 18] are both firstly eliminate a given inverse matrix into a upper triangle matrix, and then eliminate the triangle matrix into identity. Differently, we propose an algorithm which eliminates the i -th row and i -th column simultaneously for vertex $i \in V$ which is not a cut vertex, then delete i from G , and repeat the process for the rest reversible matrix with gradually decreasing scale. Review that a cut vertex is any vertex whose removal will make the connected graph disconnected. Let $e_1 := (1, 0, \dots, 0)^T$, $e_2 := (0, 1, 0, \dots, 0)^T$, \dots , $e_n := (0, \dots, 0, 1)^T$. Steps (1-3) aim to make the i -th column become e_i and Setps (4-6) aim to make the i -th row become e_i^T . All arithmetic operation are over binary field \mathbb{F}_2 . The algorithm works as follows :

- (1) Pick vertex $i \in V$ which is not a cut vertex. Create terminal set S for nodes of the rows with entry in column i equals to 1, additionally including i . Find a minimum Steiner tree T for set $S \subseteq V$ in graph G .
- (2) To make all entries associated with T in column i become 1, postorder traverse the Steiner tree T starting from node i , when reaching j with parent k , add row j to row k if $\mathbf{M}_{ji} = 1$ and $\mathbf{M}_{ki} = 0$.
- (3) To make all entries of rows associated with T except row i in column i become 0, postorder traverse the Steiner tree T starting from i , add every rows to its children when reached.
- (4) Create terminal set S' for nodes of the rows whose summation equals to row i except in column i , additionally including i . Find a minimum Steiner tree T' for set $S' \subseteq V$ in graph G .
- (5) To make the summation of rows for nodes in T' become e_i , preorder traverse the Steiner tree T' starting from i , when reaching $j \notin S'$, add the j -th row to its parent.
- (6) To make the i -th row of \mathbf{M} become the summation of rows for nodes in T' , postorder traverse the Steiner tree T' starting from i , add every row to its parent when reached.
- (7) Delete i from graph G and repeat steps (1-7) until the matrix is identity.

For any connected graph, there always exists vertex which is not a cut vertex and graph keeps connected after that

vertex deleted. Therefore, this algorithm can be applied to any connected graph.

When we operate CNOT gates in Step (2-3,5-6), the number of CNOT gates is less than the number of remaining nodes, so the total size is at most $4(n-1) + 4(n-2) + \dots + 4 \times 1 \leq 2n^2$. Meanwhile, the depth of this algorithm depends on the diameter D and maximal degree Δ of the topological graph G . When we operate CNOT gates on the Steiner tree in Step (2-3,5-6), CNOT gates on different layer of the tree can be parallelized, so the depth of circuit we need for each step is at most $D\Delta$. Thus the total depth of elimination process is at most $\min(2n^2, 4nD\Delta)$. To sum up, we have the following theorem.

Theorem 2. *Given connected topological graph $G(V, E)$ and an n -qubit CNOT circuit, there is a polynomial time algorithm to construct an equivalent CNOT circuit with at most $2n^2$ gates and depth at most $\min(2n^2, 4nD\Delta)$, where D and Δ are respectively the diameter and degree of graph G .*

Our algorithm has an obvious advantage compared to the existing algorithms [14, 18] in theoretical aspects. We next show the algorithm is experimentally advantageous as well.

Numerical results — We mainly compare the optimized CNOT circuit size between our algorithm and algorithms proposed by Kissinger *et al.* [14] and Nash [18] on several NISQ devices. We generate a set of circuits by operating CNOT gates between some pairs of connected qubits uniformly randomly, and optimize these circuits on different topological graph structure using different algorithms.

To show the better performance of our algorithm on increasing number of qubits in CNOT circuit, we classically simulate the above three algorithms on IBM Q20-Tokyo device and a claw graph of Figure 2, then compare the average optimized size of 200 random input CNOT circuits as depicted in Figure 3. Our algorithm is superior to the algorithm of Nash *et al.* obviously for all of physical devices, since their algorithm has a larger factor. Even though Kissinger’s algorithm seems close to our algorithm, our algorithm perform better in 82.3% test circuit. Figure 3 (b) gives comparison of our algorithm and two existing algorithms on graph of Figure 2 with n range from 5 to 22, which indicate that the optimized size of algorithm proposed by Kissinger *et al.* [14] are gradually getting worse compared to our algorithm on the non-Hamiltonian topological graph.

Further, we compare the above three algorithms on more other topological structures to show our generally better performance, say IBMQx4, IBMQx5, IBMQ20-Tokyo, 4×5 grid and 2×12 grid (which is implemented by Ye *et al.* [27]). Similarly, we also run the classical sim-

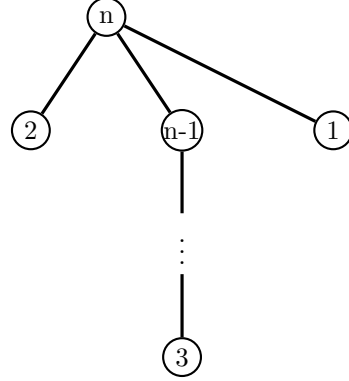


Figure 2: A claw graph, which is the topology of ibmq vigo and ibmq ourense when $n = 5$

ulation for 200 initial random CNOT circuit and compute the average optimized number of CNOT gates for in Table 1 of Appendix D. The results is coincident with the left side of Figure 3, which implies our algorithm may be more suitable for large and complex structures in future.

We also compare the performance of graphs with different sparseness. We randomly generate lots of connected graph with different number of edges, and 200 random reversible matrix in $GL(n, 2)$. Then output the average optimized size of the 200 random circuits on different graphs, as depicted in Figure 5. In Figure 5 (a), the graph is uniformly randomly generated with 20 vertices. In Figure 5 (b), we uniformly randomly select an edge in 4×5 grid. The numerical results indicate that the number of optimized CNOTs is proportional to the sparseness of the graph.

Algorithm suitable for near-future device — As the innovation of quantum technologies such as superconducting qubits [5, 6, 11, 27] and quantum dots [12, 15], the processors which allow denser qubits connectivity will arise in the near-future. We propose an algorithm aiming at optimizing the size of the denser topological superconducting processors.

Our algorithm is the generalization of Patel’s algorithm [22], which optimizes the CNOT size for the complete graph. The most significant difference between this algorithm and techniques in [14, 18] is that we eliminate several columns simultaneously instead of a single column each time in [14, 18].

For a graph $G(V, E)$ with n vertices, without loss of generality, we assume the degree of vertices are denoted as $d_1 \leq d_2 \leq \dots \leq d_n$.

Theorem 3. *Given connected graph $G(V, E)$ with*

$$\sum_{i \leq k} d_i \geq n,$$

then there is a polynomial time algorithm to construct

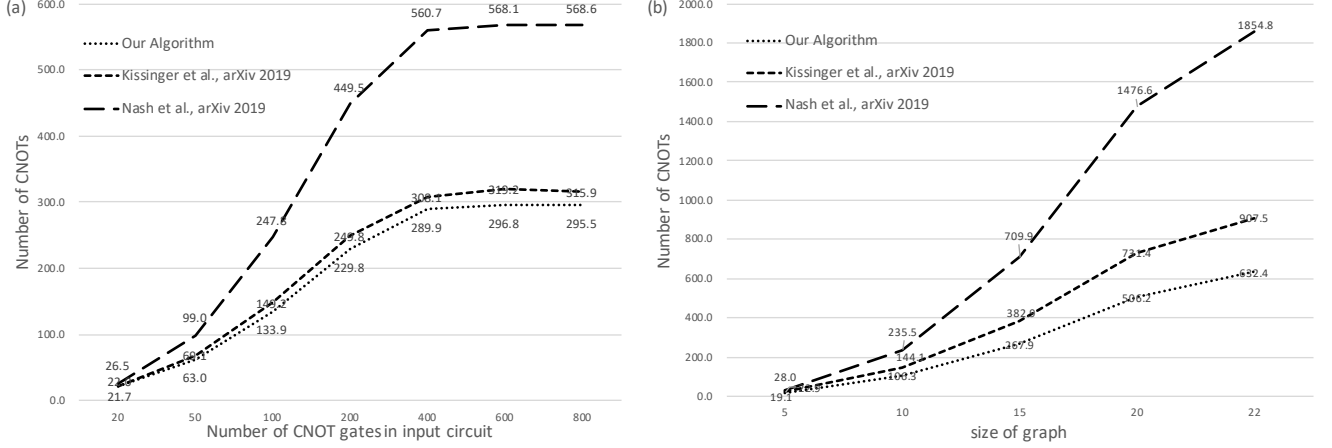


Figure 3: Comparison of the optimized size of our algorithm with algorithms proposed by Kissinger *et al.* [14] and Nash *et al.* [18]. Figure (a) is on physical device IBM Q20-tokyo, with different initial number of CNOT gates in the circuit to optimize, and Figure (b) is on a claw graph, with a totally random matrix in $\text{GF}(2)$.

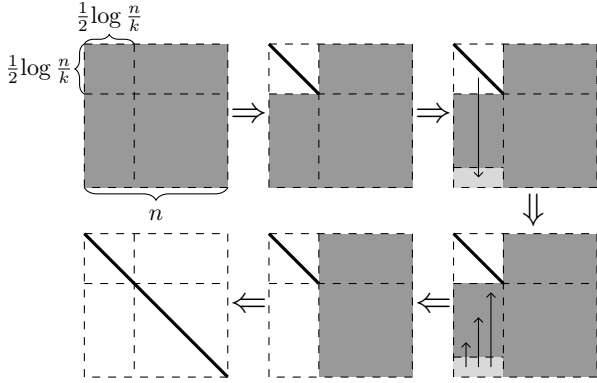


Figure 4: The elimination process of the algorithm suitable for near-future device.

an equivalent $O\left(\frac{n^2}{\log(n/k)}\right)$ size CNOT circuit for any n -qubit CNOT circuit on topological graph G , and there needs at least $\Omega\left(\frac{n^2}{\log d_n}\right)$ size of CNOT gates for some invertible matrix.

Theorem 3 implies that for a r -regular graph $G(V, E)$, any CNOT circuit can be optimized to $O(n^2/\log r)$ size CNOT circuit on G , which also matches the lower bound.

Here we give the main steps for how to optimize the size of CNOT circuits to $O(\frac{n^2}{\log n/k})$, and leave the whole proof in Appendix C.

As observed by Moore *et al.* [17], any CNOT circuit can be represented as a matrix $\mathbf{M} \in \text{GL}(n, 2)$, and the synthesis of CNOT circuit is equivalent to transform \mathbf{M} to \mathbf{I} by performing Gaussian row eliminations [22].

The following algorithm gives $O(\frac{n^2}{\log n/k})$ row operators to transform \mathbf{M} to \mathbf{I} .

Firstly, divide \mathbf{M} into $\frac{2n}{\log n/k}$ blocks $[\mathbf{M}_1 \cdots \mathbf{M}_{\frac{2n}{\log n/k}}]$, where $\mathbf{M}_i \in \mathbb{F}_2^{n \times \frac{\log n/k}{2}}$. Let $\mathbf{I}_n = [\mathbf{I}_{n,1} \cdots \mathbf{I}_{n,\frac{2n}{\log n/k}}]$. Then transform \mathbf{M}_j to $\mathbf{I}_{n,j}$ for $j \in \{1, \dots, \frac{2n}{\log n/k}\}$. Step 1-3) states how to transform \mathbf{M}_1 to \mathbf{I}_1 .

- (1) Eliminate the first $\frac{\log n/k}{2}$ rows to $\mathbf{I}_{\frac{\log n/k}{2}}$.
- (2) Find the row whose corresponding vertex has the maximum degree in the rest rows, denoted as row l . Traverse all of binary vectors in \mathbb{F}_2^n for l in order of Gray code, by adding one of rows of $\mathbf{I}_{\frac{\log n/k}{2}}$ to the row l .
- (3) For each Gray code of row l , use row l to eliminate all of the rows which have the same value with row l , each time eliminate k rows simultaneously if the number of the rest same rows are larger than k , otherwise eliminate all of the rest rows simultaneously.

The process of transforming \mathbf{M}_j to \mathbf{I}_j for $j > 1$ are almost the same with the process of transforming \mathbf{M}_1 to \mathbf{I}_1 , except in step (1), we need to eliminate the corresponding rows of j -th block to $\mathbf{I}_{\frac{\log n/k}{2}}$, the above steps are summarized in Figure 4.

All of eliminations for the above algorithm, containing step (1)-(3), uses our first algorithm (algorithm for NISQ structure) as a sub-process to ensure the elimination process will not change other rows. The analysis of optimized size of this algorithm is in Appendix C.

It is widely known that the best lower bound of unrestricted CNOT circuit synthesis is $\Omega(n^2/\log n)$ size by [22]. This lower bound is obtained by counting the number of distinct CNOT circuit with some fixed CNOTs.

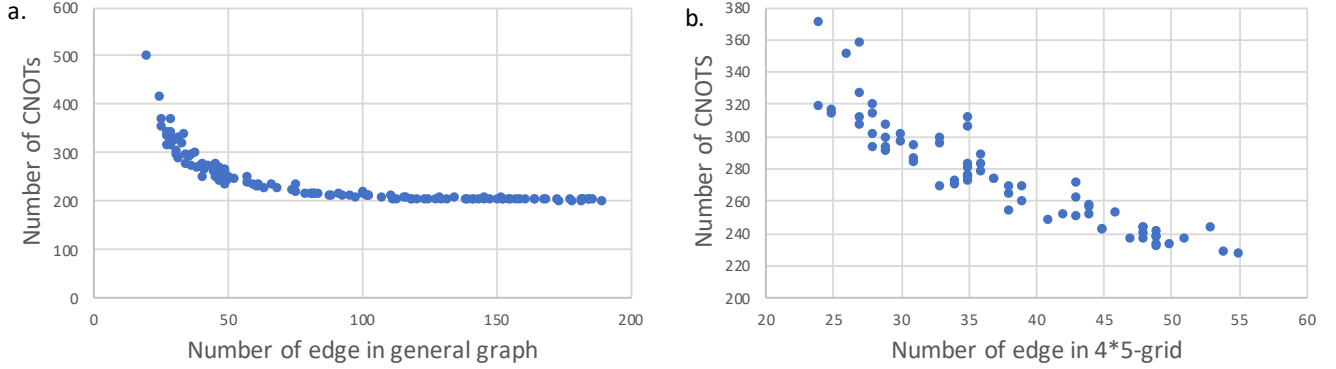


Figure 5: Performance of graphs with different sparseness. The vertical axis is the average optimized size of 200 random circuits on a random graph. The graph is generated by uniformly randomly selecting an edge from the 20 vertices clique in (a), and generated by uniformly randomly selecting an edge in 4×5 grid in (b).

For CNOT circuit synthesis restricted to NISQ structure, we can just obtain the same lower bound $\Omega(n^2/\log n)$ using the above naive counting method. Nevertheless, inspired by the much more detailed counting technique from Christofides [9], we prove a tighter lower bound $\Omega(n^2/\log D)$, where D is the degree of the topological graph, for synthesis of topological CNOT circuit.

The main idea of the proof is still counting the number of distinct CNOT circuits with certain CNOT gates, but using more detailed counting methods. A key observation is that if CNOT gates $\text{CNOT}_{i,j}$ doesn't conflict with $\text{CNOT}_{k,l}$, i.e., they can be put into the same level and executed simultaneously. We delay the proof into Appendix C.

Summary and outlook — Optimization of size and depth of topological quantum circuit is one of the main challenges in near-term quantum computing [20, 21, 23]. We propose an algorithm for optimizing the depth of CNOT circuit on near-term achievable topological structure — d dimensional grid. Some physical devices with limited qubits on 2 dimensional grid have been implemented by some groups [11, 27], and any CNOT circuit can be paralleled to $O(n)$ depth with n^2 ancillas by our algorithm. Furthermore, when $d = \log n$, we can parallel any CNOT circuit to $O(\log n)$ depth with n^2 ancillas, achieving the asymptotically optimal depth.

We also propose two algorithm to optimize the size of CNOT circuits on near-term physical device and near-future device without ancillas, the numerical results shows that our first algorithm can reduce the size of CNOT circuit significantly compared to pre-existed techniques [14, 18]. Our second algorithm, which can serve as a theoretical instruction for the design of denser physical device.

More generally we may consider the problem of optimizing the quantum circuits of CNOT plus single qubit gates. We can naively divide the circuits into some blocks

of single qubit gates or CNOT gates, and optimize the CNOT blocks using our algorithm. However, how to optimize quantum circuits more efficiently is still a open problem worth concern.

References

- [1] Scott Aaronson and Daniel Gottesman. Improved simulation of stabilizer circuits. *Physical Review A*, 70(5):052328, 2004.
- [2] Patrick Ali, Peter Dankelmann, and Simon Mukwembi. Upper bounds on the steiner diameter of a graph. *Discrete Applied Mathematics*, 160(12):1845–1850, 2012.
- [3] Frank Arute, Kunal Arya, Ryan Babbush, Dave Bacon, Joseph C. Bardin, Rami Barends, Rupak Biswas, Sergio Boixo, Fernando G. S. L. Brandao, David A. Buell, Brian Burkett, Yu Chen, Zijun Chen, Ben Chiaro, Roberto Collins, William Courtney, Andrew Dunsworth, Edward Farhi, Brooks Foxen, Austin Fowler, Craig Gidney, Marissa Giustina, Rob Graff, Keith Guerin, Steve Habegger, Matthew P. Harrigan, Michael J. Hartmann, Alan Ho, Markus Hoffmann, Trent Huang, Travis S. Humble, Sergei V. Isakov, Evan Jeffrey, Zhang Jiang, Dvir Kafri, Kostyantyn Kechedzhi, Julian Kelly, Paul V. Klimov, Sergey Knysh, Alexander Korotkov, Fedor Kostritsa, David Landhuis, Mike Lindmark, Erik Lucero, Dmitry Lyakh, Salvatore Mandrà, Jarrod R. McClean, Matthew McEwen, Anthony Megrant, Xiao Mi, Kristel Michielsen, Masoud Mohseni, Josh Mutus, Ofer Naaman, Matthew Neeley, Charles Neill, Murphy Yuezhen Niu, Eric Ostby, Andre Petukhov, John C. Platt, Chris

- Quintana, Eleanor G. Rieffel, Pedram Roushan, Nicholas C. Rubin, Daniel Sank, Kevin J. Satzinger, Vadim Smelyanskiy, Kevin J. Sung, Matthew D. Trevithick, Amit Vainsencher, Benjamin Vallalunga, Theodore White, Z. Jamie Yao, Ping Yeh, Adam Zalcman, Hartmut Neven, and John M. Martinis. Quantum supremacy using a programmable superconducting processor. *Nature*, 574(7779):505–510, 2019.
- [4] Adriano Barenco, Charles H Bennett, Richard Cleve, David P DiVincenzo, Norman Margolus, Peter Shor, Tycho Sleator, John A Smolin, and Harald Weinfurter. Elementary gates for quantum computation. *Physical review A*, 52(5):3457, 1995.
- [5] Rami Barends, Julian Kelly, Anthony Megrant, Andrzej Veitia, Daniel Sank, Evan Jeffrey, Ted C White, Josh Mutus, Austin G Fowler, Brooks Campbell, et al. Superconducting quantum circuits at the surface code threshold for fault tolerance. *Nature*, 508(7497):500, 2014.
- [6] Sergio Boixo, Sergei V Isakov, Vadim N Smelyanskiy, Ryan Babbush, Nan Ding, Zhang Jiang, Michael J Bremner, John M Martinis, and Hartmut Neven. Characterizing quantum supremacy in near-term devices. *Nature Physics*, 14(6):595, 2018.
- [7] P Oscar Boykin, Tal Mor, Matthew Pulver, Vwani Roychowdhury, and Farrokh Vatan. A new universal and fault-tolerant quantum basis. *Information Processing Letters*, 75(3):101–107, 2000.
- [8] Anne Broadbent and Elham Kashefi. Parallelizing quantum circuits. *Theoretical computer science*, 410(26):2489–2510, 2009.
- [9] Demetres Christofides. The asymptotic complexity of matrix reduction over finite fields. *arXiv preprint arXiv:1406.5826*, 2014.
- [10] Richard Cleve and John Watrous. Fast parallel circuits for the quantum fourier transform. In *Proceedings 41st Annual Symposium on Foundations of Computer Science*, pages 526–536. IEEE, 2000.
- [11] IBM. Quantum experience. 2017.
- [12] A Imamog, David D Awschalom, Guido Burkard, David P DiVincenzo, Daniel Loss, M Sherwin, A Small, et al. Quantum information processing using quantum dot spins and cavity qed. *Physical review letters*, 83(20):4204, 1999.
- [13] Jiaqing Jiang, Xiaoming Sun, Shang-Hua Teng, Bu-jiao Wu, Kewen Wu, and Jialin Zhang. Optimal space-depth trade-off of cnot circuits in quantum logic synthesis. *arXiv preprint arXiv:1907.05087*, 2019.
- [14] Aleks Kissinger and Arianne Meijer-van de Griend. Cnot circuit extraction for topologically-constrained quantum memories. *arXiv preprint arXiv:1904.00633*, 2019.
- [15] Thaddeus D Ladd, Fedor Jelezko, Raymond Laflamme, Yasunobu Nakamura, Christopher Monroe, and Jeremy Lloyd OBrien. Quantum computers. *nature*, 464(7285):45, 2010.
- [16] Dmitri Maslov, Gerhard W Dueck, D Michael Miller, and Camille Negrevergne. Quantum circuit simplification and level compaction. *IEEE Transactions on Computer-Aided Design of Integrated Circuits and Systems*, 27(3):436–444, 2008.
- [17] Cristopher Moore and Martin Nilsson. Parallel quantum computation and quantum codes. *SIAM Journal on Computing*, 31(3):799–815, 2001.
- [18] Beatrice Nash, Vlad Gheorghiu, and Michele Mosca. Quantum circuit optimizations for nisq architectures. *arXiv preprint arXiv:1904.01972*, 2019.
- [19] Michael A Nielsen and Isaac Chuang. Quantum computation and quantum information, 2002.
- [20] Alexandru Paler, Simon J Devitt, and Austin G Fowler. Synthesis of arbitrary quantum circuits to topological assembly. *Scientific reports*, 6:30600, 2016.
- [21] Alexandru Paler, Simon J Devitt, Kae Nemoto, and Ilia Polian. Mapping of topological quantum circuits to physical hardware. *Scientific reports*, 4:4657, 2014.
- [22] Ketan N Patel, Igor L Markov, and John P Hayes. Optimal synthesis of linear reversible circuits. *Quantum Information & Computation*, 8(3):282–294, 2008.
- [23] John Preskill. Quantum computing in the nisq era and beyond. *Quantum*, 2:79, 2018.
- [24] Vivek V. Shende, Stephen S. Bullock, and Igor L. Markov. Synthesis of quantum-logic circuits. *IEEE Trans. on CAD of Integrated Circuits and Systems*, 25(6):1000–1010, 2006.
- [25] Yaoyun Shi. Both toffoli and controlled-not need little help to do universal quantum computation. *arXiv preprint quant-ph/0205115*, 2002.
- [26] Juha J Vartiainen, Mikko Möttönen, and Martti M Salomaa. Efficient decomposition of quantum gates. *Physical review letters*, 92(17):177902, 2004.

[27] Yangsen Ye, Zi-Yong Ge, Yulin Wu, Shiyu Wang, Ming Gong, Yu-Ran Zhang, Qingling Zhu, Rui Yang, Shaowei Li, Futian Liang, et al. Propagation and localization of collective excitations on a 24-qubit superconducting processor. *Physical Review Letters*, 123(5):050502, 2019.

A The paralleled depth for d dimensional grid.

In this section, we give the proof for $O(dn^{2/d})$ paralleled depth of CNOT circuit on d dimensional grid, as a generalization of 2 dimensional grid.

Proof of Theorem 1. Suppose we have a d dimensional grid, the size of each dimension is $n^{2/d}$, for simplification, we firstly suppose d is even, for odd d the analysis is similar.

Consider an $(n^{2/d} \times \dots \times n^{2/d})$ d -dimensional grid. We lay out each input qubit $|x_i\rangle$ be a vertex of the disjoint $(n^{2/d} \times \dots \times n^{2/d})$ $\frac{d}{2}$ -dimensional grid, and all of the other vertex be ancillas $|0\rangle$.

- (1) Copy n copies of x_i for each $i \in [n]$ to the vertices of $\frac{d}{2}$ -dimensional grid.
- (2) Construct y_j by combining all of essential copies of input x in $\frac{d}{2}$ different $\frac{d}{2}$ sub-dimensional grid, similar to the Algorithm of 2-dimensional grid.
- (3) Restore the rest ancillas to $|0\rangle$ except y and input qubit x .
- (4) Transform x into $|0^{\otimes n}\rangle$ by performing \mathbf{M}^{-1} provided y as input, x and other qubits as ancillas (similar to step (1-3)), and then swap y to the correct position.

Step(1-2) has depth $O(dn^{2/d})$ and size $O(n^2)$, thus the total depth is $O(dn^{2/d})$ and size $O(n^2)$, and the total ancillas is exactly n^2 .

For odd d , we construct the copies of a block of $n^{1/d}$ input x_i , in a $(n^{2/d} \times \dots \times n^{2/d})$ -size $\frac{d+1}{2}$ -dimensional grid, more precisely, construct n copies of x_i with

$$(n^{2/d} \times \dots \times n^{2/d} \times n^{1/d})$$

-size $\frac{d+1}{2}$ -dimensional grid, since $\frac{d}{2}$ is not a integer. For constructing y_j , it needs

- (a) Combining all of essential copies of input x in $\frac{d-1}{2}$ different $\frac{d+1}{2}$ dimensional grid to the last $\frac{d+1}{2}$ dimensional grid.

- (b) Construct y_j by combining corresponding $n^{1/d}$ different block of outputs of the last $\frac{d+1}{2}$ -dimensional grid. Since there only contain collisions of one dimension for combining process, we can avoid of collision by copying the collision part to an additional $(n^{2/d} \times \dots \times n^{2/d} \times n^{1/d})$ -size d -dimensional grid.

The restore processes are the same as step (3-4) of even case. By step (b), there needs totally

$$(n^{2/d})^{d-1} \times (n^{d/2} + n^{1/d}) = (n^2 + n^{2-\frac{1}{d}}) < 2n^2$$

ancillas. \square

B Optimize ancillas to $O\left(\frac{n^2}{\log n}\right)$ of Theorem 1.

In this section, we clarify how to optimize the depth to $O(dn^{2/d})$ with $O\left(\frac{n^2}{\log n}\right)$ ancillas on d dimensional grid for $d \geq 3$. Here, we need $d \geq 3$ since when $d = 2$, it seems not work for our algorithm.

Corollary 1. Any CNOT circuits can be paralleled to $O(dn^{\frac{2}{d}})$ depth with $O\left(\frac{n^2}{\log n}\right)$ ancillas on d dimensional grid, where $d \geq 3$.

For simplification, we only gives the proof of 3 dimensional grid, with similar analysis one can obtain the results of $d > 3$ dimensional grid.

Proof. For the

$$(n^{2/3} + a \log n) \times (n^{2/3} + n^{1/3+a}) \times \left(\frac{n^{2/3}}{\log n} + n^{1/3}\right)$$

grid, where $a < \frac{1}{3}$, n inputs $|x\rangle$ lay out in the first $a \log n$ rows of a $(n^{2/3} + a \log n) \times 2n^{1/3}$ grid, as the rightmost lattice of Figure 6.

The construction of y_j is depicted in Figure 7 and Figure 8, which is similar to the construction in Lemma 1. Let set $X_j := \{x_{ja \log n+1}, \dots, x_{(j+1)a \log n}\}$ for $0 \leq j < \frac{n}{\log n}$,

$$U_j := \left\{ \sum_{i \leq l} x'_i | 0 < l \leq a \log n, x'_i \in X_j \right\}$$

$v_{s,j} := \sum_{ja \log n < i < (j+1)a \log n} \mathbf{M}_{s,i} x_i$, then

$$y_s = \sum_i \mathbf{M}_{s,i} x_i = \sum_j v_{s,j}$$

Meanwhile, $v_{s,j} \in U_j$ for any $s \in [n]$. Our algorithm is as follows.

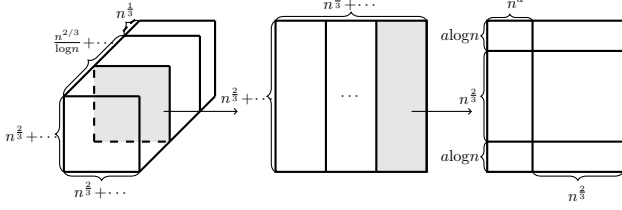


Figure 6: The CNOT circuit construction process of the algorithm with $O(n^{2/3}/\log n)$ ancillas on 3 dimensional grid.

- (1) Copy n^a copies of x_i for each $i \in [n]$ in parallel.
- (2) Generate $n^{2/3}$ copies of U_j in parallel with n^a copies of set X_j for $0 \leq j < \frac{n}{\log n}$.
- (3) For $rn^{2/3} < s \leq (r+1)n^{2/3}$, where $0 \leq r < n^{2/3}$, generate $v_{s,j}$ with $n^{2/3}$ copies U_j in parallel, and in the same time transfer the output $v_{s,j}$ to the leftmost nonzero qubits by SWAP operations (which can be implemented by three CNOTs).
- (4) Add all of $v_{s,j}$ with the same j in different slice sequentially (from the first slice to the $\frac{an^{2/3}}{\log n}$ -th slice).
- (5) For the last $n^{1/3}$ layers of slice, (1) copy $v_{s,j}$ to the j -th layer for $2 \leq j \leq n^{1/3}$, and (2) add all of $v_{s,j}$ for different s from right to left sequentially in the j -th layer, as in Figure 8.
- (6) Restore all of ancillas and move y to the symmetric position of input x , then transform x into 0 by regarding y as input and performing inverse operation \mathbf{M}^{-1} .

The total ancillas is $O\left(\frac{n^2}{\log n}\right)$, and the depth is

$$O\left(a \log n + n^a + n^{2/3} + \frac{an^{2/3}}{\log n} + n^{2/3}\right),$$

which equals to $O(n^{2/3})$ for some small a . \square

C Proof of theorem 3

Let $d_G(S)$ be the size of the minimum Steiner tree of $S \subseteq V$ in $G(V, E)$. $d_k(G)$ be the maximum $d_G(S)$ for all of S such that $|S| = k$. \bar{d}_s denote the average of the degree for all of vertex in S .

Lemma 2. *Given integer k , connected graph $G(V, E)$ with $\sum_{i \leq k} d_i \geq n$, we have $d_k(G) \leq 5k$.*

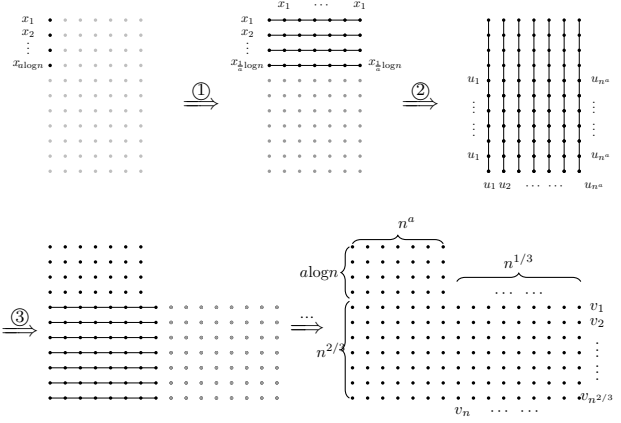


Figure 7: The process for construction of each small block of the first $\frac{n^{2/3}}{\log n}$ layers in Figure 6.

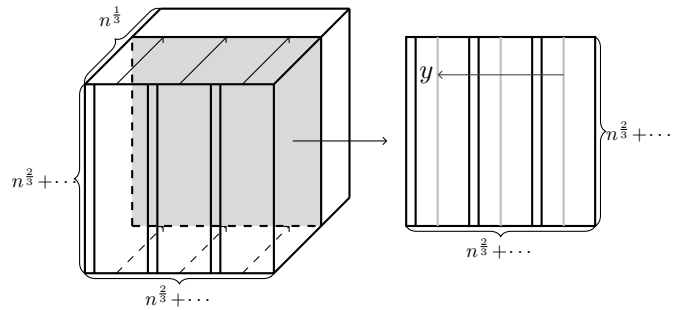


Figure 8: The process for construction of the last $n^{1/3}$ layers in Figure 6.

This Lemma can be obtained by applying the technique in Theorem 2.4 of [2]. For the completeness, we give the proof the lemma as follows. The main idea of the proof is that if two vertex has distance 3, then they share no common neighbors.

Proof of Lemma 2. Let $S := \{u_1, \dots, u_k\} \subseteq V$ and A be an empty set. Firstly put in u_1 to the set A , and then put in all of v_i to A for which $d(A, v_i) = 3$. That is,

- $d(v_i, v_j) \geq 3$ if $v_i, v_j \in A$.
- $d(A, v_i) \leq 2$ if $v_i \notin A$.

Let A' be a set such that the element $a_j \in A'$ is a vertex in set A and closest to u_i in graph G . By the construction of A , we have $d_G(\{a_1, \dots, a_k\}) \leq 3(|A| - 1) + 1 \leq 3|A|$. If $|A| > k$, then $\bar{d}_A \geq \frac{n}{k}$,

$$|A|(\bar{d}_A + 1) \leq n \Rightarrow |A| \leq k.$$

Contrary with the assumption, thus $|A| \leq k$. Therefore, we have

$$\begin{aligned} d_G(S) &\leq d_G(\{a_1, \dots, a_k\}) + \sum_{j=1}^k d_G(a_j, u_j) \\ &\leq 3|A| + 2(k - 1) \\ &\leq 5k \end{aligned}$$

□

We cast the following lemma, to serve for Theorem 3.

Lemma 3. *Given integer k , connected graph $G(V, E)$ with $d_k(G) \leq ck$, where c is a constant, then there is a polynomial time algorithm to construct an $O\left(\frac{n^2}{\log(n/k)}\right)$ equivalent CNOT circuit for any CNOT circuit on topological graph G .*

Proof. Our second algorithm can be served as the polynomial time algorithm to give an $O\left(\frac{n^2}{\log n/k}\right)$ size CNOT circuits for any CNOT circuit on topological graph G . Now we prove the optimized size for our algorithm is $O\left(\frac{n^2}{\log n/k}\right)$ in the worst case. Since $d_k(G) \leq ck$, thus each time we can eliminate any k rows with $\leq ck$ CNOTs by our first algorithm or techniques in [14, 18], thus the size for step a-c) to transform \mathbf{M}_1 to $\mathbf{I}_{n,1}$ is

$$\underbrace{O\left(k \log^2 \frac{n}{k}\right)}_{\text{Step a)}} + \underbrace{O(k\sqrt{n/k})}_{\text{Step b)}} + \underbrace{O(n)}_{\text{Step c)}} = O(n)$$

since $k \leq n$. Thus the total size is

$$\frac{2n}{\log n/k} \times O(n) = O\left(\frac{n^2}{\log n/k}\right).$$

□

Proof of Theorem 3. The upper bound of Theorem 3 holds by Lemma 2 and Lemma 3. Now we give the proof for the lower bound $\Omega\left(\frac{n^2}{\log d_n}\right)$, where d_n is the maximum degree.

We denote the elementary row operation that adds i -th row to j -th row by $R(i, j)$ and we call the $\{i, j\}$ its index set.

The main idea of the proof is still counting the number of distinct CNOT circuits with k CNOT gates, but using more detailed counting method. A key observation is that $R(i, j)$ commutates with $R(k, l)$ if $\{i, j\} \cap \{k, l\} = \emptyset$. In other words, if CNOT gates $\text{CNOT}_{i,j}$ doesn't conflict with $\text{CNOT}_{k,l}$, they can be put into the same level and executed simultaneously. Therefore, we can rearrange the order of CNOT gates using the commutativity so that the depth of the circuits is minimized, which we call the 'canonical' form of the CNOT circuit. For any CNOT circuits with k gates represented as a sequence of elementary row operations, R_1, R_2, \dots, R_k , the specific transformation process is shown as follows.

1. Firstly, we partition the matrix sequence R_1, R_2, \dots, R_k into several blocks G_1, G_2, \dots, G_s . The index set of matrix in each block should be disjoint with each other. In other words, matrices in the same block are commutative.
2. From $i = 2$, for every matrix in block G_i , we check whether its index set is disjoint with that of every matrix in previous block, and if so, we put this matrix into block G_{i-1} using the commutativity. And then we repeat the above process for this matrix until it's in the first block or there exist a matrix in previous block conflicts with its index set.
3. Let $i = i + 1$ and we execute step 2 repeatedly until $i = s$. At last, we have the modified partitioned blocks G'_1, G'_2, \dots, G'_s of the matrix sequence R_1, R_2, \dots, R_k satisfying the following properties and we call it canonical form.
 - (a) The index set of matrix in each block is disjoint with each other;
 - (b) From the second block, for every matrix in the block, there exists at least one element of its index set belonging to the index set of some matrix in the previous block.

It is easily shown that every CNOT circuit has its canonical form and can be transformed into it within definite steps through above procedure. Thus, given the constrained graph of NISQ, $G = (V, E)$, and the maximum degree $\Delta := d_n$ of G , we can prove the lower bound $\Omega(n^2/\log \Delta)$ by counting the number of distinct CNOT circuits in canonical form.

For any CNOT circuit with k gates R_1, R_2, \dots, R_k , we denote its canonical form by $\{G_1, G_2, \dots, G_s\}$, in which the length of the blocks are respectively r_1, r_2, \dots, r_s . We first consider the number of different partitioning ways, i.e., different choices of r_1, r_2, \dots, r_s . It's not hard to see the number is 2^{k-1} for any combination from set $[k-1]$ being a partition of set $[k]$.

Next, we derive the upper bound of the number of distinct canonical forms, given the specific partitioning r_1, r_2, \dots, r_s . For block 1, the index set of each matrix are required to be disjoint and the size of edge independent set is less than n , therefore, the number is at most $2^{\binom{n}{r_1}}$, where the factor 2 is due to the different order of the indices. Considering the matrix in the same block is commutative, the number of distinct combinations is $\binom{n}{r_1}/r_1!$. Subsequently, for block 2, each index set of its matrix has at least one element intersect with that of block 1, so we need to choose r_2 index from the index set of block 1. The number of possible combination is $\binom{2r_1}{r_2}$ and there are at most Δ choices for another index of the matrix since the CNOT gates can only act on the nearest neighbour qubits and the maximal degree of the graph is Δ . All this leaves for block 2 at most $2\Delta \binom{2r_1}{r_2}/r_2!$ possible combination. For the same reason, block i has at most $2\Delta \binom{2r_{i-1}}{r_i}/r_i!$ possible combination. In all, the upper bound of the number of distinct canonical forms is

$$\frac{2^s \Delta^{s-1} \binom{n}{r_1} \binom{2r_1}{r_2} \dots \binom{2r_{s-1}}{r_s}}{r_1! r_2! \dots r_s!} \quad (1)$$

Since $\binom{n}{r_1} < n^{r_1} < 2^{n \log n}$, $s < k$, and $\binom{2r_i}{r_{i+1}} < 2^{r_{i+1} r_i^{r_{i+1}}}$, we can relax the upper bound to

$$\frac{4^k \Delta^k 2^{n \log n} r_1^{r_2} r_2^{r_3} \dots r_{s-1}^{r_s}}{r_1! r_2! \dots r_s!} \quad (2)$$

Using Stirling formula and sequence inequality, we have the following inequality

$$\begin{aligned} r_1! r_2! \dots r_s! &\geq \left(\frac{r_1}{e}\right)^{r_1} \left(\frac{r_2}{e}\right)^{r_2} \dots \left(\frac{r_s}{e}\right)^{r_s} \\ &\geq r_1^{r_2} r_2^{r_3} \dots r_{s-1}^{r_s} r_s^{r_1} \\ &\geq r_1^{r_2} r_2^{r_3} \dots r_{s-1}^{r_s} \end{aligned} \quad (3)$$

Therefore, we can obtain a more relaxed upper bound

$$4^k e^k \Delta^k 2^{n \log n} \quad (4)$$

Since the number of n -qubit CNOT circuits equals to the number of invertible matrix $\mathbb{F}_2^{n \times n}$, There are at least

$2^{n(n-1)/2}$ distinct n -qubit CNOT circuits. If we want to construct all CNOT circuits within k CNOT gates, k must satisfies

$$k \geq \frac{n(n-1)/2 - n \log n}{\log \Delta + 2 + \log e} \quad (5)$$

In other words, We need at least $\Omega(n^2/\log \Delta)$ CNOT gates to construct all of the invertible matrices in $\text{GL}(n, 2)$. \square

D Performance of different algorithm on different architecture.

The comparison of our algorithm and two existing algorithms are depicted in Table 1. The first column of the Figure list the architecture we test. Because Kissinger's algorithm and our algorithm depend on the sequence of vertex, we choose some Hamiltonian path in 4*5q-grid and test the performance of each algorithm. The second column show the original number of random CNOTs gate (random means we test with a random legal 0/1 matrix). We test each algorithm in each graph and each size of original circuit, whose result listed in remaining columns.

Architecture	#CNOTs	Nash <i>et al.</i> ,arxiv 2019	Kissinger <i>et al.</i> ,arxiv 2019	Our algorithm
4*5q-grid	20	26.46	22.04	21.68
4*5q-grid	50	99.02	69.11	62.99
4*5q-grid	100	247.78	149.15	133.90
4*5q-grid	200	449.50	249.81	229.75
4*5q-grid	400	560.74	308.12	289.88
4*5q-grid	600	568.10	319.20	296.81
4*5q-grid	800	568.59	315.88	295.52
4*5q-grid(different Hamiltonian path)	random	-	302.60	278.86
4*5q-grid(different Hamiltonian path)	random	-	356.26	285.95
4*5q-grid(different Hamiltonian path)	random	-	310.41	287.45
4*5q-grid(different Hamiltonian path)	random	-	353.06	281.74
4*5q-grid(different Hamiltonian path)	random	-	394.62	382.13
20q-star	20	58.97	-	39.05
20q-star	50	172.44	-	110.94
20q-star	100	289.91	-	190.04
20q-star	200	352.08	-	230.84
20q-star	400	358.95	-	234.87
20q-star	800	357.05	-	233.70
IBM-Qx4	random	18.16	15.40	15.18
IBM-Qx5	random	461.79	243.90	234.48
IBM-Qx20-tokyo	random	531.34	302.60	278.86
Yangsen Ye <i>et al.</i> ,PRL 2019	random	1258.40	578.07	571.99

Table 1: Performance of different algorithms running on different architecture. The first column lists the architecture we test. Because Kissinger's algorithm and our algorithm depend on the sequence of vertex, we choose some Hamiltonian path in 4*5q-grid and test the performance of each algorithm. The second column shows the original number of random CNOTs gate (random means we test with a random legal 0/1 matrix). We test each algorithm in each graph and each size of original circuit, whose results are listed in the remaining columns.