

Distributed Voting in Beep Model

Benyamin Ghojogh and Saber Salehkaleybar

Abstract—We consider the problem of distributed multi-choice voting in a setting that each node can communicate with its neighbors merely by sending beep signals. Given its simplicity, the beep communication model is of practical importance in different applications such as system biology and wireless sensor networks. Yet, the distributed majority voting has not been resolved in this setting. In this paper, we propose two algorithms, named Distributed Voting with Beeps, to resolve this problem. In the first proposed algorithm, the adjacent nodes having the same value form a set called spot. Afterwards, the spots with majority value try to corrode the spots with non-majority values. The second proposed algorithm is based on pairwise interactions between nodes. The proposed algorithms have a termination detection procedure to check whether voting is achieved. We establish theoretical guarantees for the convergence of these algorithms. In particular, we show that the success probability of the first algorithm tends to one as the percentage of the initial votes in majority increases. For the second algorithm, we show that it returns the correct output with high probability. Our experiments show that the algorithms are fairly invariant to the network topology, initial distribution of values, and network size.

Index Terms—Distributed voting, distributed signal processing, majority voting, consensus, beep model, communication protocols.

HIGHLIGHTS

- Proposing two distributed algorithms for multi-choice majority voting in the beep model
- Showing the correctness of the algorithms and analyzing their time, message, and space complexities
- Comparing with the baseline methods analytically
- Evaluating the proposed methods experimentally on different network topologies and initial distributions of votes

I. INTRODUCTION

COMMUNICATION protocols fall into two main categories, i.e., shared memory and message-passing [1], [2]. In the shared memory model, agents communicate with each other by writing in or reading from a global shared memory whereas message-passing communication is in the form of sending and receiving messages between agents. The message-based communication protocols can be categorized into different types such as population protocol, stone-age protocol, and beep model [2].

In population protocols, pairs of agents, modeled as finite state machines, communicate with each other to update

their states. The order of asynchronous pairwise interactions between agents is determined by a fair scheduler [3]. In the stone-age protocol, however, the interactions are not necessarily pairwise. This protocol is based on a network of finite state machines (nFSM) [4] which allows the agents to communicate asynchronously through rich-sized messages while restricting the capacity of their memory to a constant value [2]. In contrast, in the beep model [5], each agent has an internal memory of logarithmic size while the messages are binary [2]. This model is synchronous and each node can merely beep or listen at every time slot [5], [2]. Examples of other distributed computation models with limited communication/memory capabilities include LOCAL [6] and CONGEST [7], in which agents interact at synchronous time slots. In the LOCAL model, compared to the beep model, there is no restriction on the size of messages and each node has a unique ID. The CONGEST model is similar to the LOCAL model except that the size of message is restricted to $\Theta(\log(n))$ where n is the number of agents.

Distributed systems with severe communication constraints have been studied in system biology [2], [8] and wireless sensor networks [5]. Some of the examples in system biology are in Chemical Reaction Networks (CRN) [9], [10], protein-protein interactions [11], and natural animal interactions [12], [13]. The population protocol, modeling asynchronous pairwise communication between mobile agents, can be commonly seen in the nature [2]; a real world example involving natural life is given in [12]. This is in part because in biological systems, the memory of a biological cell is highly limited [14]. Hence, the stone-age protocol can be a good model for biological communications [2]. Moreover, biological interactions carry small effective information [15], which motivates the use of beep model for biological communication [2]. Previous works have studied the application of this model for distributed voting among cells and DNA molecules [10].

A. Related Work

Although beep model is almost a newly developed communication protocol, it has received much attention in recent years. Different algorithms have been proposed for various distributed problems in this model. Examples of these problems include interval coloring and graph coloring [5], [16], [17], [18], leader election [19], [20], [21], [22], [23], [24], [25], [26], maximal independent set [27], [28], [29], [30], [31], [32], minimum connected dominating set [33], network size approximation and counting [34], [35], [36], [37], deterministic rendezvous problem [38], naming

Benyamin Ghojogh's e-mail: ghojogh_benyamin@ee.sharif.edu

Benyamin Ghojogh's main e-mail: bghojogh@uwaterloo.ca

Saber Salehkaleybar's e-mail: saleh@sharif.edu

Both authors are with Department of Electrical Engineering, Sharif University of Technology, Tehran, Iran.

problem [39], membership problem [40], [41], broadcasting [42], [43], [44], [45], and consensus [46].

In the problem of consensus, each agent chooses an initial value and the goal is that all agents end up having a common value from a set of initial values. In [46], a distributed consensus algorithm was proposed for the beep model in a fully-connected network. Authors in [46] first proposed an algorithm for obtaining global synchronization out of local clocks of agents. For achieving consensus, they transformed the binary representation of values to a bit stream. After achieving synchronization, every agent beeps and listens in several defined time slots according to its bit stream. If an agent does not hear any beep, it infers that all the agents have the same value so it outputs its own value; otherwise, it outputs the default value. The agents can reach consensus in time $O(\log l_{\min})$, where l_{\min} is the smallest initial value among agents [46].

Distributed voting is a special type of the consensus problem in which all the agents should decide on a value selected by majority of agents as their initial values. Distributed voting has various applications in distributed signal processing. Some possible applications are probabilistic belief propagation in image processing applications (e.g., where the image can be considered as a factor graph) [47], [48], signal processing over the peer-to-peer networks [49], [50], and consensus in distributed pattern analysis and statistical learning [51], [52]. These applications are mainly introduced in wireless sensor networks, where sensors collect data locally and distributed voting is required as a subroutine. As another example, wireless networks with severely limited communication capabilities can be modelled by the beep model. For instance, Cornejo and Kuhn [5] utilized a ‘‘carrier sensing’’ mechanism in wireless networks in order to send beep signals in a sensor network.

In this paper, we consider the problem of distributed voting algorithms in the beep model. There are several distributed voting algorithms in the literature for other types of communication protocols. Some of these algorithms have been proposed for the binary case in population protocols. Binary voting using randomized gossip algorithm [53], average consensus [54], two-sample voting [55], and via exponential distribution [56] are the examples of binary voting algorithms. There are also some methods for multi-choice voting, such as voting using pairwise asynchronous graph automata [57] and union/intersection operations [58]. Moreover, there are voting algorithms which perform voting through ranking [58], [59] and plurality consensus [60], [61], [62].

B. Our Contribution

In this paper, we propose Distributed Voting with Beeps 1 (DVB1) and Distributed Voting with Beeps 2 (DVB2) algorithms for **multi-choice voting** in the **beep model** which work under any **arbitrary network topology**. To the best of our knowledge, these are the first distributed algorithms for the problem of majority voting in this model. The two

DVB algorithms have **simple** structures and are applicable in both wireless networks and biological networks with limited message size. The proposed algorithms have the following characteristics:

- Let n_1 and n_2 be the number of supporters of the first and second most popular initial values. In a fully connected network with K possible choices, DVB1 algorithm returns the correct result with probability at least $(1 - \exp(-\sqrt{n_1/n_2}) \times \exp(-(K-1)n_2/(\sqrt{n_1 n_2} - 1)))$. Thus, the probability of success in DVB1 goes to one as the ratio n_1/n_2 increases. The DVB2 also returns the correct vote with high probability.
- Our empirical results show that the DVB1 algorithm is fairly invariant to the network topology, initial distribution of values, and the population of nodes. DVB2 is also invariant to initial values and population according to [58].
- Both algorithms incorporate termination detection for voting as well as the distributed consensus.
- The time, message, and space complexities of DVB1 algorithm are $\Theta(KD \log(N))$, $O(ND \log(N) + NK)$, and $O(\log(KD) + \log^{(2)}(N))$, respectively, where K is the number of possible choices, D is the diameter of the network, N is the number of nodes, and $\log^{(2)}(.) = \log(\log(.))$. The lower bound on the message and space complexities of DVB1 are $\Omega(ND)$ and $\Omega(\log(KD))$, respectively. The time, message, and space complexities of DVB2 algorithm are $O(D\Delta^2(\log(\Delta))^2 \log(N) + KD\Delta \log(\Delta) \log(N))$, $O(KDN \log(N))$, and $O(K \log(K) + \log(D\Delta))$, respectively, where Δ is the maximum degree in the network. The lower bound on the time, message, and space complexities of DVB2 are $\Omega(\log(N))$, $\Omega(ND + N \log(N))$, and $\Omega(\log(KD) + \log^{(2)}(\Delta))$, respectively.

The remainder of this paper is organized as follows. Section II describes the beep model and defines the distributed voting problem. The description of DVB1 and DVB2 algorithms are given in Sections III and IV, respectively. The correctness of DVB algorithms, as well as the probability of success of DVB1 algorithm, are provided in Section V. The analyses of time, message, and space complexities of the two algorithms are given in Section VI. Comparison to alternative approaches is reported in Section VII. The proposed algorithms are evaluated experimentally in Section VIII. Finally, Section IX concludes the paper and discusses possible future directions.

II. SYSTEM MODEL

In this section, we describe the system model and introduce the concepts that are used in the description of the proposed algorithms.

A. Network Model

Consider a network of N nodes where each node has an initial value. The network topology can be determined

by a graph $G = (V, E)$ where V is the set of vertices (nodes) as $V = \{1, 2, \dots, N\}$ and E denotes the set of edges existing in the network. The edge set can be determined as $E \subseteq V \times V$, such that $(i, j) \in E$ if and only if nodes i and j can communicate directly. We say that nodes i and j are neighbors if $(i, j) \in E$. The edges of network are all bidirectional. The diameter of network is denoted by D . We assume that upper bounds on N and D (or just on N which is also an upper bound on D) are already known by nodes.

B. Beep Model

We assume that nodes are communicating with each other based on the beep model [5]. In this model, each node can send a beep signal and all its neighbor nodes will receive it. Note that every node can either beep or listen; therefore, listening while beeping is not possible in this model. Every node cannot distinguish the number of beeps it receives if these beep signals are sent at the same time. In this model, the internal memory of nodes is restricted to a logarithmic amount of bits. We assume that the global synchronization has been achieved, as also assumed in the original beep model [5], and the nodes send beep signals at the specified time slots; hence, nodes do not need to keep the global time index in memory. In this work, the basic unit of time is referred to as time slot.

C. Problem Definition

We denote the value of node i at time slot t by $v_i(t)$. Moreover, we consider a set of K levels for the values of nodes, i.e., $L = \{l_1, l_2, \dots, l_K\}$. We assume that all nodes know the number of levels, i.e., K .

Definition 1. We denote the number of nodes having value l_j at time slot t by $\#l_j(t)$. Thus, we have: $\#l_j(t) \triangleq |\{i | i \in V, v_i(t) = l_j\}|$.

Our goal is to design distributed algorithms based on the beep model such that all nodes find a level l_k which is chosen by the majority of nodes as their initial values. In other words, we want to determine the level l_k where $\#l_k(0) \geq \#l_i(0), \forall i \neq k$.

Definition 2. In this work, the time, message, and space complexities are defined as the number of time slots, the number of total beeps transmitted by the nodes, and the number of bits required by every node to run the algorithm until reaching consensus on the majority vote, respectively.

III. DISTRIBUTED VOTING WITH BEEPS (DVB) 1 ALGORITHM

The DVB1 algorithm is based on two concepts which we call “spot” and “corrosion of spots”. First, we explain these concepts and then we describe DVB1 algorithm.

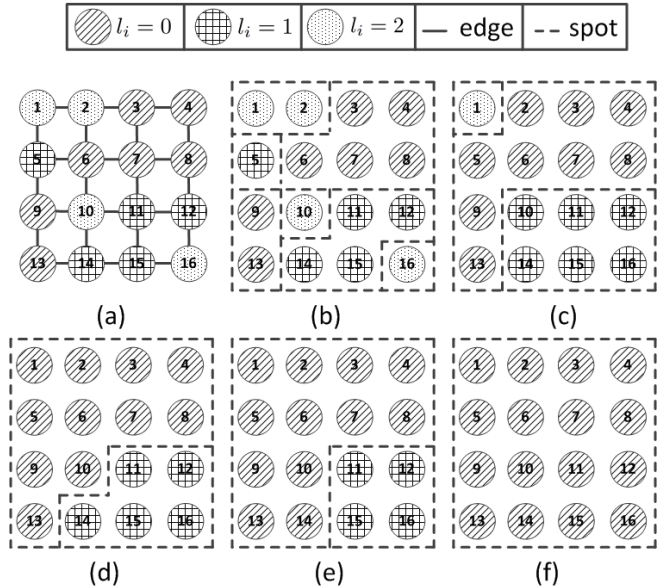


Figure 1: An example of executing the DVB1 algorithm in 2D mesh grid topology. (a) initial values of nodes, (b) initial existing spots, (c) possible values after the first corrosion, (d) possible values after the second corrosion, (e) possible values after the third corrosion, (f) eventual values after termination where sufficient number of phases have passed.

A. Spots

Definition 3. A path between nodes i and j is denoted by $i \rightsquigarrow j : i \rightarrow i_1 \rightarrow i_2 \rightarrow \dots \rightarrow i_r \rightarrow j$, $\{i_1, \dots, i_r\} \subseteq V$ where any two nodes i_k and i_{k+1} on the path, $1 \leq k \leq r-1$, are neighbors.

Definition 4. We say a set of nodes $V' \subseteq V$ form a spot if:

$$\forall i, j \in V', \exists i \rightsquigarrow j : i \rightarrow i_1 \rightarrow i_2 \rightarrow \dots \rightarrow i_r \rightarrow j, \\ \text{such that } v_i(t) = v_{i_1}(t) = v_{i_2}(t) = \dots = v_{i_k}(t) = v_j(t).$$

Note that several spots may exist in a network. Furthermore, there might be a node such that its value is different from all its neighbors. In this case, that node is forming a spot only by itself. It is noteworthy to mention that some similar concepts to “spot” can be found in the literature; for example, “cluster” in [23] is defined as a set of nodes including one candidate node for leadership.

Example 1. As an example, suppose we have three different values l_0 , l_1 , and l_2 in the network. Figure 1-a depicts an example of initial values in a 2D mesh grid network. As shown in Fig. 1-b, the initial values form spots in the network. This network has spots of nodes $\{1, 2\}$, $\{3, 4, 6, 7, 8\}$, $\{5\}$, $\{9, 13\}$, $\{10\}$, $\{11, 12, 14, 15\}$, $\{16\}$. As it can be seen, some of the spots, e.g. $\{5\}$, are single-node spots.

B. Corrosion Of Spots

The main idea of the DVB1 algorithm is to shrink small spots, i.e., spots with a few number of nodes. We call this procedure “corrosion”. After multiple corrosions, large spots

with the same value will merge and create one large spot containing all the nodes in the network. To draw an analogy, suppose that there are two neighboring spots and one of them is smaller than the other one. Imagine that the small spot is like a material which is sensitive to a special type of acid. The larger spot can be considered as the acid which corrodes the small spot until it disappears and the acid remains solely.

We propose DVB1 algorithm to corrode small spots. The DVB1 algorithm consists of two main subroutines “Corrosion()” and “TerminationDetection()” (see Algorithm 1 which is performed by every node i). The proposed algorithm executes iteratively until it terminates. We call each iteration of the algorithm a phase. In DVB1 algorithm, each phase consists of T rounds for the corrosion subroutine. Every D phases, the termination detection subroutine is executed having at most $(K - 1)$ periods (see Fig. 2). As shown in this figure, a round and a period consist of K and $(D + 1)$ time slots, respectively. The timing details of algorithm will be explained in the following. Note that, in order to improve time complexity of algorithm, the termination detection is run every D phases, i.e., at the end of every $O(D)$ phases.

Algorithm 1 DVB1 Algorithm

```

1: counter  $\leftarrow$  0
2: repeat ▷ every iteration is a phase
3:   counter  $\leftarrow$  counter + 1
4:   Corrosion()
5:   if counter =  $D$  then
6:     counter  $\leftarrow$  0 ▷ reset the counter
7:     TerminationDetection()
8:   end if
9: until not terminated
  
```

Definition 5. A round R_j is a sequence of K time slots $(t_{j,1}, t_{j,2}, \dots, t_{j,K})$ in which time slot $t_{j,k}$ is allocated to the level l_k . Note that, in this work, the term “round” should not be confused with the basic unit of time which is common in the literature (here, the basic unit of time is named “time slot”).

In round R_j , at time slot $t_{j,k}$, each node having the value of l_k beeps if it is alive in that round. Then, it decides to either remain alive or die for the next round with probability p ($= \frac{1}{2}$) (see lines 5-10 in Algorithm 2). In line 7 in Algorithm 2, $U(0,1)$ denotes the uniform random number in the range $[0, 1]$. Please note that a node cannot beep until the end of corrosion in a phase if it dies after beeping in a round of that phase. In Algorithm 2, we check this condition using the variable “IsAllowedToBeep”.

Definition 6. In every phase, we call nodes allowed and not allowed to beep “alive” nodes and “dead” nodes, respectively. At the first round of every phase, all nodes are alive. Note that dead nodes can hear but cannot beep until the end of corrosion of that phase.

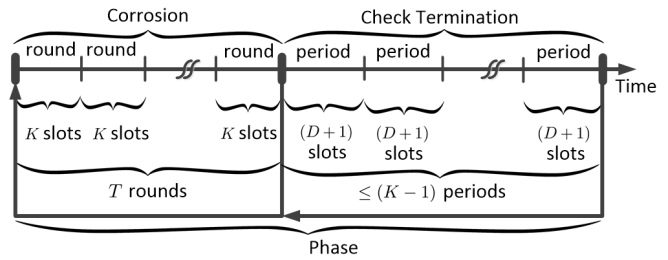


Figure 2: A schematic of the phase in the DVB1 algorithm. The termination detection is run every D phases, i.e., at the end of every $O(D)$ phases.

Algorithm 2 Corrosion

```

1: IsAllowedToBeep  $\leftarrow$  1
2: for  $j$  from 1 to  $T$  do ▷  $T = \lceil c_1 \log_2(N) \rceil$ 
3:   hearBeep( $l_k$ )  $\leftarrow$  0,  $\forall k = 1, \dots, K$ 
4:   for  $k$  from 1 to  $K$  do
5:     if  $v_i(t_{j,k}) = l_k$  and IsAllowedToBeep = 1 then
6:       beep
7:       if  $U(0,1) < 1 - p$  then
8:         IsAllowedToBeep  $\leftarrow$  0
9:       end if
10:    end if
11:   if hear at least a beep then
12:     hearBeep( $l_k$ )  $\leftarrow$  1
13:   end if
14:   end for
15:   if  $\exists m: \text{hearBeep}(l_m) = 1$  and  $\text{hearBeep}(l_n) = 0$ 
    $, \forall n \neq m$  then
16:      $v_i(t_{j,K}) \leftarrow l_m$ 
17:   end if
18: end for
  
```

If a node is alive, with a chance of p , it will remain alive and may beep again in the time slot allocated to its value level in the next round (see line 7 in Algorithm 2). Furthermore, if the majority of neighbor nodes of a node have the same value, e.g. l_m , we can expect with a good chance that after passing several rounds in a phase, that node will hear beep only at time slot $t_{j,m}$ and will receive no beeps at other time slots of the round. Thus, if a node hears a beep at time slot $t_{j,m}$ and does not hear any other beeps at the other time slots of that round, it concludes that the majority of its neighbors may have the same value l_m corresponded to the time slot $t_{j,m}$; thus, it modifies its value to l_m (see lines 15-17 in Algorithm 2).

Proposition 1. After $\lceil \log_2(N/\varepsilon) \rceil$ rounds in each phase, all nodes are dead with probability at least $1 - \varepsilon$.

Proof. For a node, the probability of being dead after r rounds is $1 - p^r$. Since each node is dying independently, all nodes are dead after r rounds with probability $(1 - p^r)^N$. Moreover, we know $(1 - p^r)^N \geq (1 - Np^r)$. Hence, the probability of all nodes being dead after r rounds is at least

$(1 - Np^r)$ which we want to be greater than $1 - \varepsilon$. In other words, we need $Np^r \leq \varepsilon$ where ε is a small constant. Since $p = \frac{1}{2}$, we have $(1/2)^r \leq \frac{\varepsilon}{N}$. Thus, all nodes will be dead after $r \geq \log_2(\frac{N}{\varepsilon})$ rounds with probability at least $1 - \varepsilon$. \square

According to the above proposition, we can set the number of rounds in each phase, i.e. T , to $\lceil c_1 \log_2(N) \rceil$ where c_1 is a large enough constant, e.g., 20.

Example 2. Consider a network with $N = 16$ nodes (see Fig. 1). There are three levels of values ($K = 3$); thus, every round includes three time slots. Figures 1-c, -d, and -e show possible results of the first, second, and third phases. Several phases are passed to reach consensus in the entire network. In Fig. 1, the number of nodes having values l_0 , l_1 , and l_2 are 7, 5, and 4, respectively. Hence, it is expected that the voting algorithm finally converges to value l_0 . As can be seen in Fig. 1-f, all nodes reach consensus on value l_0 and only one large unique spot has been left.

It is worth mentioning that four cases might happen for a node during a phase: (I) The node remains within its spot; therefore, it will not change its value because its value is equal to the values of all its neighbors (e.g., node 4 in figures 1-b and 1-c). (II) The node might be on the boundary of its spot and its spot does not have sufficient merit to be expanded at that point and thus the node changes its value to another value level (e.g., node 2 in figures 1-b and 1-c). (III) The node might be on the boundary of its spot and the majority of its neighbors have similar value; therefore, with a good chance, that node will merely hear beep at the time slot of its own value in one of the rounds close to the end of corrosion in that phase. Thus, the node keeps its own value in that phase (e.g., node 7 in figures 1-b and 1-c). (IV) The node is on the boundary of its spot but it hears at least two beeps in different time slots of the last round of the phase. In other words, at least its two different neighbors remain alive in the whole phase. In this case, the node does not change its value in that phase (e.g., node 9 in figures 1-b and 1-c).

C. Termination Detection

In every D phases, the termination detection procedure is executed at the end of the phase to check whether voting is reached (line 7 in Algorithm 1). The procedure ‘‘Termination Detection()’’ is described in Algorithm 3. This procedure contains at most $(K - 1)$ periods each of which contains $(D + 1)$ time slots.

Definition 7. A period P_k , allocated to the value level l_k , is a sequence of $(D + 1)$ time slots, $(t_{k,1}, t_{k,2}, \dots, t_{k,D+1})$.

In the period P_k (line 2 in Algorithm 3), all nodes having value l_k beep at the first time slot of the period (lines 3 and 4 in Algorithm 3). Meanwhile, if a node hears beep while its value is different from the value of that period, it finds out that there are nodes with different value(s) and consensus has not been reached yet. So, it sets its variable ‘‘Terminated’’

Algorithm 3 Termination Detection

```

1: Terminated  $\leftarrow$  1
2: for  $k$  from 1 to  $K - 1$  do
3:   if  $v_i(t_{k,1}) = l_k$  then
4:     beep
5:   else if hears beep then
6:     Terminated  $\leftarrow$  0 ▷ Has not terminated
7:   end if
8:   for  $d$  from 1 to  $D$  do
9:     if Terminated = 0 or hears beep at time  $t_{k,d}$  then
10:      Terminated  $\leftarrow$  0
11:      beep at time  $t_{k,d}$  ▷ Tell others voting has
12:      not reached
13:    end if
14:  end for
15:  if Terminated = 0 then
16:    Break procedure
17:  end if

```

to zero (lines 5 and 6 in Algorithm 3). Every node, which finds out the consensus is not achieved, will beep for the rest of that period (line 11 in Algorithm 3). Please note that D time slots is sufficient to inform the most distant nodes (line 8 in Algorithm 3).

At the end of the period P_k , every node checks if the variable ‘‘Terminated’’ has been set to zero or not. If it is zero, the algorithm has not terminated yet and needs at least another phase of corrosion. Thus, the node will break the TerminationDetection() (line 15 in Algorithm 3) because it knows that there is no more need for checking termination. Otherwise, it starts a new period with another associated value level.

Notice that if all nodes have the same majority value, no one hears a beep in any periods of the procedure. Hence, after $(K - 1)$ periods or equally after $(K - 1) \times (D + 1)$ time slots, they all decide to terminate. Please note that we need $(K - 1)$ periods instead of K periods since the K -th period is redundant in checking termination.

IV. DISTRIBUTED VOTING WITH BEEPS (DVB) 2 ALGORITHM

The DVB2 algorithm is based on the Distributed Multi-choice Voting/Ranking (DMVR) algorithm [58] and results in correct output for any network topology and any number of nodes with high probability (w.h.p.). In fact, if the nodes already have unique IDs, the DVB2 algorithm eventually returns correct result with probability one. Although, its time complexity might be greater than the one of DVB1 algorithm if the maximum degree of network is large. The advantage of DVB2 over DVB1 is that it guarantees returning the correct result while its time complexity is higher than DVB1. Note that DMVR [58] assumes that one of the levels is in strict majority; here, the same assumption is considered for DVB2.

It is noteworthy that with a slight change in DVB2, it can be used for distributed ranking of values in beep model.

A schematic of a phase in the DVB2 algorithm is shown in Fig. 3. Algorithm 4 describes the DVB2 algorithm which is performed by every node i . First, each node chooses a random ID from one to Y (line 2 in Algorithm 4).

According to the URN model [63], if $Y := \lceil c_2 \Delta \log_2(\Delta) \rceil$ where Δ is the maximum degree in the network and c_2 is a large enough constant (e.g., 20), then the neighbor nodes will have different IDs w.h.p. It is noteworthy that the probability of having different IDs for neighbors goes to one by increasing c_2 . This step can be omitted if the nodes already have unique IDs.

Afterwards, in Y time slots, the nodes find out the IDs of their neighbors (and collecting them in a set ID_i^n) by beeping at the slot associated to their IDs and listening at the other slots (lines 4-11 in Algorithm 4). Then, the phases (iterations) start where interactions and termination detection (every D phases) are performed repeatedly until the convergence of voting (lines 16-23 in Algorithm 4). The termination detection in Algorithm 4 is the same as in the Algorithm 3. Again, in order to improve the time complexity of algorithm, termination detection is executed every D phases.

Algorithm 4 DVB2 Algorithm

```

1: /* Choosing a random ID: */
2:  $ID_i \sim \text{Uniform}\{1, 2, \dots, Y\}$ 
3: /* Finding out IDs of neighbors: */
4:  $ID_i^n \leftarrow \emptyset$ 
5: for  $j$  from 1 to  $Y$  do
6:   if  $ID_i = j$  then
7:     beep
8:   else if hears beep then
9:      $ID_i^n \leftarrow ID_i^n \cup \{j\}$ 
10:  end if
11: end for
12: /* DMVR initialization: */
13:  $\mathcal{V}_i(0) \leftarrow v_i(0)$ 
14: /* The phases: */
15: counter  $\leftarrow 0$ 
16: repeat ▷ every iteration is a phase
17:   counter  $\leftarrow$  counter + 1
18:   Interactions( $\mathcal{V}_i$ )
19:   if counter =  $D$  then
20:     counter  $\leftarrow 0$  ▷ reset the counter
21:     TerminationDetection()
22:   end if
23: until not terminated

```

The interactions include different steps. First, every node decides to invite or listen for invitation with a probability denoted by p_{inv} (lines 2-6 in Algorithm 5).

Definition 8. *The invitation of an inviter node is defined as a collision because an inviter cannot be invitee.*

Proposition 2. *Suppose that all nodes have the same degree. The probability that an inviter node can interact with one of its neighbor nodes is maximized when p_{inv} is equal to 0.5.*

Proof. Each node i becomes inviter with probability p_{inv} . The probability that one of its neighbors being inviter is also p_{inv} . Furthermore, the probability of being selected by its inviter neighbor is $1/\Delta$. Thus, the probability that at least one of its neighbors invites it, is $\sum_{j=1}^{\Delta} (p_{inv}/\Delta) \leq p_{inv}$. Therefore, the probability of being inviter for node i while its neighbors do not invite it, is $p_{inv}(1 - p_{inv})$ which is maximized when $p_{inv} = 0.5$. \square

Algorithm 5 Interactions (first part)

```

1: /* decide to be inviter or listener: */
2: if  $U(0, 1) < 0.5$  then
3:   Inviter  $\leftarrow 1$ 
4: else
5:   Inviter  $\leftarrow 0$ 
6: end if
7: /* invite or listen for invitation: */
8: if Inviter then
9:    $ID_i^{invitee} \leftarrow$  choose randomly from  $ID_i^n$ 
10: end if
11:  $ID_i^{inviters} \leftarrow \emptyset$  ▷ used if node is not inviter
12: for  $j_1$  from 1 to  $Y$  do
13:   for  $j_2$  from 1 to  $Y$  do
14:     if Inviter and  $ID_i = j_1$  and  $ID_i^{invitee} = j_2$  then
15:       beep
16:     end if
17:     if not Inviter and hears beep then
18:        $ID_i^{inviters} \leftarrow ID_i^{inviters} \cup \{j_1\}$ 
19:     end if
20:   end for
21: end for
22: /* invitee chooses an inviter: */
23: if not Inviter then
24:    $ID_i^{inviter} \leftarrow$  choose randomly from  $ID_i^{inviters}$ 
25: end if
26: for  $j$  from 1 to  $Y$  do
27:   if Inviter and  $ID_i = j$  and hears beep then
28:     accepted  $\leftarrow 1$ 
29:   else
30:     accepted  $\leftarrow 0$ 
31:   end if
32:   if not Inviter and  $ID_i^{inviter} = j$  then
33:     beep
34:   end if
35: end for

```

After deciding whether to be inviter or not, every inviter node randomly selects which neighbor node to invite, hoping that the selected node is not an inviter in that phase (line 9 in Algorithm 5). We have a loop of Y times each of which contains Y time slots. The indices of outer and inner loops are the IDs of inviter and listener (not inviter) nodes,

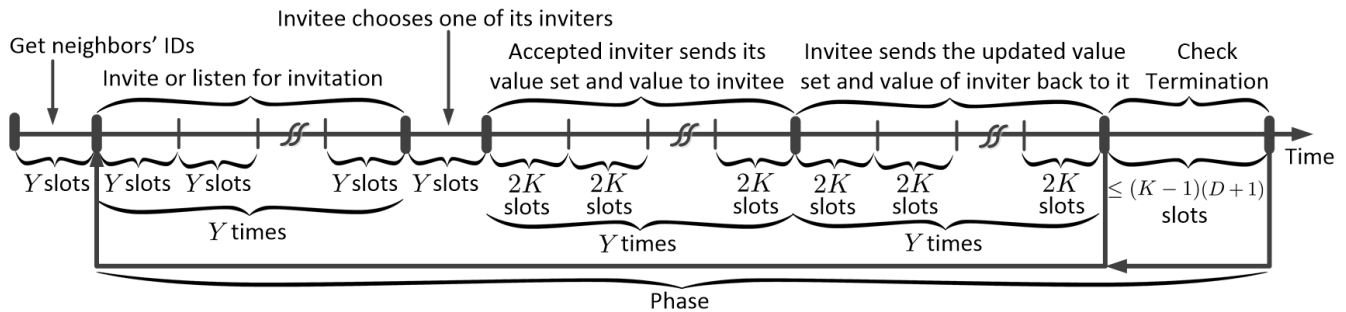


Figure 3: A schematic of the phase in DVB2 algorithm. The time-consuming parts of DVB2 are only shown in this diagram. The termination detection is run every D phases, i.e., at the end of every $O(D)$ phases.

Algorithm 6 Interactions (second part)

```

1: /* accepted inviter sends its value set and value (mem-
   ory) to invitee: */
2:  $\mathcal{V}_i^{\text{inviter}}(t) \leftarrow \emptyset$   $\triangleright$  used if node is invitee
3: for  $j$  from 1 to  $Y$  do
4: /* send/receive value set: */
5: for  $k$  from 1 to  $K$  do
6: if Inviter and accepted and  $ID_i = j$  then
7: if  $k \in \mathcal{V}_i(t)$  then
8: beep
9: end if
10: end if
11: if not Inviter and  $ID_i^{\text{inviter}} = j$  and hears beep
then
12:  $\mathcal{V}_i^{\text{inviter}}(t) \leftarrow \mathcal{V}_i^{\text{inviter}}(t) \cup \{k\}$ 
13: end if
14: end for
15: /* send/receive value (memory): */
16: for  $k$  from 1 to  $K$  do
17: if Inviter and accepted and  $ID_i = j$  then
18: if  $k = v_i(t)$  then
19: beep
20: end if
21: end if
22: if not Inviter and  $ID_i^{\text{inviter}} = j$  and hears beep
then
23:  $v_i^{\text{inviter}}(t) \leftarrow k$ 
24: end if
25: end for
26: end for
27: /* DMVR rules by the invitee: */
28: if not Inviter and  $ID_i^{\text{inviter}} \neq \emptyset$  (i.e., was invited) then
29:  $\mathcal{V}_i(t^+), \mathcal{V}_i^{\text{inviter}}(t^+), v_i(t^+), v_i^{\text{inviter}}(t^+) \leftarrow$ 
   DMVR( $\mathcal{V}_i(t), \mathcal{V}_i^{\text{inviter}}(t), v_i(t), v_i^{\text{inviter}}(t)$ )
30: end if

```

respectively (lines 12-21 in Algorithm 5). The inviter node beeps at the time slot associated to both its ID (ID_i) and its chosen neighbor's ID (ID_i^{invitee}). The listener node collects the IDs of nodes which have invited it in a set (ID_i^{inviters}). After these nested loops, if $ID_i^{\text{inviters}} = \emptyset$ for a listener node,

it infers that no one has invited it; otherwise, we call that node an invitee.

The invitee node chooses one of its inviters randomly whose ID is denoted by ID_i^{inviter} (line 24 in Algorithm 5). In Y time slots indexing the ID of inviter, the invitee node beeps at the time slot associated to its chosen inviter's ID. If the inviter hears a beep in the time slot of its ID, it finds out that its invitation has been accepted (lines 26-35 in Algorithm 5).

The DVB2 algorithm uses DMVR algorithm [58] which guarantees the correct output using a gossiping mechanism. In the DMVR, each node has a value set $\mathcal{V}_i(t)$ and a memory at the current time t . In our work, we can consider the value $v_i(t)$ of a node as its memory in DMVR. The value set of every node is initialized to the initial value of the node (line 13 in Algorithm 4). We have a loop of Y iterations for indexing the ID of inviter and two back-to-back inner loops of K time slots for encoding the value set and the value (lines 3-26 in Algorithm 6). The inviter sends its value set and value to the invitee by these nested loops, and the invitee collects them ($\mathcal{V}_i^{\text{inviter}}(t)$ and $v_i^{\text{inviter}}(t)$).

When the invitee node receives the value set and the value of inviter, it applies the DMVR rules on them (line 29 in Algorithm 6). The DMVR rules [58] are given in Algorithm 8. After applying the DMVR rules, the invitee sends the updated value set and value of the inviter. Afterwards, the inviter collects them using the similar loops (see Algorithm 7). The updated value set and value of a node are denoted by $\mathcal{V}_i(t^+)$ and $v_i(t^+)$, respectively.

V. CORRECTNESS OF ALGORITHMS

A. Probability of Success for DVB1

In this section, we first propose two lower bounds for the probability of success of a phase in DVB1 algorithm when the topology is fully connected. Thereafter, we propose the exact probability of success of a phase, but not in a closed form, for binary voting in fully connected networks using Markov chain. We provide empirical results for the probability of success of DVB1 algorithm for different topologies with different number of nodes and initial distribution of values in Section VIII.

Algorithm 7 Interactions (third part)

```

1: /* invitee sends the updated value set and value (mem-
   ory) of inviter back to it */
2: if Inviter and accepted then
3:    $\mathcal{V}_i(t) \leftarrow \emptyset$ 
4: end if
5: for  $j$  from 1 to  $Y$  do
6:   for  $k$  from 1 to  $K$  do
7:     if Inviter and accepted and  $ID_i = j$  and hears
       beep then
8:        $\mathcal{V}_i(t^+) \leftarrow \mathcal{V}_i(t) \cup \{k\}$ 
9:     end if
10:    if not Inviter and  $ID_i^{\text{inviter}} = j$  then
11:      if  $k \in \mathcal{V}_i^{\text{inviter}}(t^+)$  then
12:        beep
13:      end if
14:    end if
15:  end for
16:  for  $k$  from 1 to  $K$  do
17:    if Inviter and accepted and  $ID_i = j$  and hears
      beep then
18:       $v_i(t^+) \leftarrow k$ 
19:    end if
20:    if not Inviter and  $ID_i^{\text{inviter}} = j$  then
21:      if  $k = v_i^{\text{inviter}}(t^+)$  then
22:        beep
23:      end if
24:    end if
25:  end for
26: end for

```

1) Lower Bound on The Probability of Success:

Proposition 3. In DVBI algorithm, a lower bound on the probability of success in fully connected networks is:

$$\max_r \left[1 - \left[(1-p^r)^{\#l_m(0)} + (\#l_1^m(0))p^r(1-p^r)^{\#l_m(0)-1} \right] \right] \times \left[\prod_{k=1, k \neq m}^K (1 - p^r)^{\#l_k(0)} + \sum_{k=1}^K \left[(\#l_1^k(0))p^r(1 - p^r)^{\#l_k(0)-1} \prod_{k'=1, k' \neq m, k}^K (1 - p^r)^{\#l_{k'}(0)} \right] \right] + (\#l_1^m(0))p^r(1 - p^r)^{\#l_m(0)-1} \prod_{k=1, k \neq m}^K (1 - p^r)^{\#l_k(0)},$$

where $\#l_m(0) > \#l_k(0), \forall k \neq m$.

Proof. Proof in Appendix A. \square

In order to get more insight on the behavior of DVBI algorithm, we consider the probability of the event that at least one node remains alive in level l_m and all nodes having other level $l_k \neq l_m$ are dead at a time slot r . This probability of success, as another lower bound, is as follows.

Proposition 4. In DVBI algorithm, a lower bound on the

Algorithm 8 DMVR

```

1: Inputs:  $\mathcal{V}_1(t), \mathcal{V}_2(t), v_1(t), v_2(t)$ 
2: Outputs:  $\mathcal{V}_1(t^+), \mathcal{V}_2(t^+), v_1(t^+), v_2(t^+)$ 
3: /* consolidation in DMVR: */
4: if  $|\mathcal{V}_1(t)| \leq |\mathcal{V}_2(t)|$  then
5:    $\mathcal{V}_1(t^+) \leftarrow \mathcal{V}_1(t) \cup \mathcal{V}_2(t)$ 
6:    $\mathcal{V}_2(t^+) \leftarrow \mathcal{V}_1(t) \cap \mathcal{V}_2(t)$ 
7: else
8:    $\mathcal{V}_1(t^+) \leftarrow \mathcal{V}_1(t) \cap \mathcal{V}_2(t)$ 
9:    $\mathcal{V}_2(t^+) \leftarrow \mathcal{V}_1(t) \cup \mathcal{V}_2(t)$ 
10: end if
11: /* dissemination in DMVR: */
12: if  $|\mathcal{V}_1(t^+)| = 1$  then
13:    $v_1(t^+) \leftarrow$  the member of  $\mathcal{V}_1(t^+)$ 
14: end if
15: if  $|\mathcal{V}_2(t^+)| = 1$  then
16:    $v_2(t^+) \leftarrow$  the member of  $\mathcal{V}_2(t^+)$ 
17: end if
18: /* speeding up DMVR voting: */
19: if  $|v_1(t^+)| > 1$  and  $|v_2(t^+)| > 1$  then
20:   if  $U(0, 1) < 0.5$  then
21:      $v_1(t^+) \leftarrow v_2(t)$ 
22:   else
23:      $v_2(t^+) \leftarrow v_1(t)$ 
24:   end if
25: end if

```

probability of success in fully connected networks is

$$\left(1 - \exp \left(-\sqrt{\frac{\#l_m(0)}{\#l_{m'}(0)}} \right) \right) \times \exp \left(-\frac{(K-1)\#l_{m'}(0)}{\sqrt{\#l_m(0)\#l_{m'}(0)} - 1} \right),$$

where l_m and $l_{m'}$ are respectively the value levels with the largest and the second largest initial supporters.

Proof. Proof in Appendix B. \square

As it is expected, the lower bound of Proposition 4 gets close to one as the ratio $\#l_m(0)/\#l_{m'}(0)$ increases. The lower bounds in Propositions 3 and 4 are given in Fig. 4 for executing one phase of binary voting in a fully connected network with 100 nodes.

Corollary 1. For $\#l_m(0)\#l_{m'}(0) \geq K^2$, the probability of success of DVBI is greater than $1 - \varepsilon$, if we have

$$\frac{\#l_m(0)}{\#l_{m'}(0)} \geq \frac{1}{4} \left(\ln(1 - \varepsilon) + \sqrt{(\ln(1 - \varepsilon))^2 + 4K} \right)^2.$$

Proof. Proof in Appendix C. \square

2) Analysis Using Markov Chain: We study the probability of success for the DVBI algorithm in fully connected networks using Markov chain model as explained in the following. We define $\#l_j$ as the number of alive nodes with level l_j , which are still beeping in the current round. We

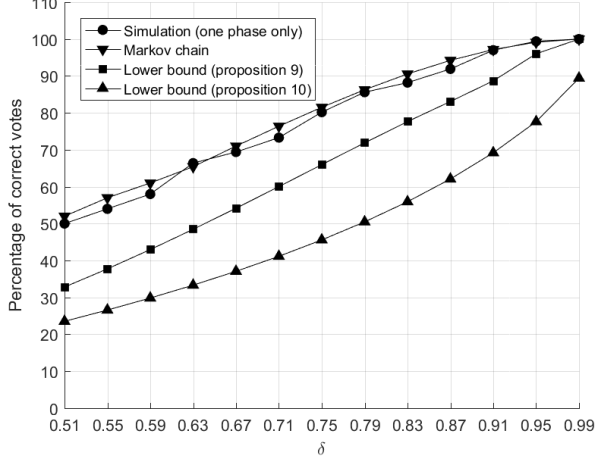


Figure 4: The lower bound in Propositions 3 and 4, the simulation result of DVB1, and the result of Markov chain for one phase of binary voting on fully connected topology with 100 nodes.

define the state of the algorithm as a vector of remaining alive nodes in each level at the beginning of a round, i.e. $S = (\#l_1, \#l_2, \dots, \#l_K)$. The winning states of level l_m are those states where $\#l_m \geq 1$, and $\#l_k = 0$ for any $k \neq m$ or $\#l_m \geq 2$ and $\#l_{k_1} \leq 1$ for a $k_1 \neq m$ and $\#l_{k_2} = 0$ for any $k_2 \neq m, k_2 \neq k_1$ (see Appendix A for more details). Furthermore, the draw state is equal to the vector of all zeros. We consider all winning states and the draw state as halting states.

Let $\#l_{j1}$ and $\#l_{j2}$ be the number of alive nodes having value l_j in two consecutive rounds (before and after transition between states), respectively. It can be seen that the probability of transition from state $S_1 = (\#l_{11}, \#l_{21}, \dots, \#l_{K1})$ to another state $S_2 = (\#l_{12}, \#l_{22}, \dots, \#l_{K2})$ can be stated as follows (considering S_1 is not a halting state),

$$\prod_{k=1}^K \binom{\#l_{k1}}{\#l_{k1} - \#l_{k2}} (1-p)^{\#l_{k1} - \#l_{k2}} p^{\#l_{k2}}.$$

An execution of the algorithm can be interpreted as a random walk on this Markov chain which is started from the initial state $(\#l_1(0), \#l_2(0), \dots, \#l_K(0))$ and will be terminated in one of the halting states corresponding to the cases that one of the levels wins or we have a draw. We can compute the probability of success by summing over probabilities of being in the halting states which correspond to the cases that we get the correct result.

In Figure 4, the result of Markov chain is shown for simulating one phase of binary voting on fully connected topology with 100 nodes. As can be seen in this figure, the result of Markov chain for simulating one phase of algorithm almost coincides with the result of simulations (average of multiple runs), as expected.

B. Correctness of DVB2

Proposition 5. *The DVB2 algorithm returns the correct majority vote with high probability.*

Proof. According to [58, Theorem 1], the DMVR algorithm returns the correct result if each node can distinguish its neighbors. The DVB2 algorithm implements the DMVR algorithm using beep signals. It assigns IDs to the nodes with a random mechanism which will be unique with high probability, according to the URN model [63]. Therefore, DVB2 algorithm outputs the correct result with high probability. \square

VI. COMPLEXITY ANALYSIS OF DVB ALGORITHMS

In this section, we analyze the time, message, and space complexities of the DVB1 and DVB2 algorithms. The complexities of the DVB1 and DVB2 algorithms are given in expectation. We assume that DVB1 algorithm is executed for $\Theta(D)$ phases. Here, we give an intuition for why such number of phases is needed in the DVB1 algorithm. Consider the largest spot in the network in a given phase. Suppose that two nodes i and j have the maximum distance among all pairs in the largest spot. We know that both nodes are on the boundary of this spot. Now, consider a node i' which is a neighbor node of i but it is not in the largest spot. Let $S_{majority}$ be the set of neighbor nodes of i' which are in the largest spot and $S_{minority}$ be the set of neighbor nodes of i' that are outside the largest spot. The probability that node i' joins the largest spot is equal to the probability that at least one node from $S_{majority}$ remains alive until the end of the phase while all nodes from $S_{minority}$ are dead. To bound this probability, we rely on the methodology followed in the previous section. We only need to replace each $\#l_k(0)$ with the number of nodes with initial level l_k around node i' . Assume that the majority of neighboring nodes of i' are in the largest spot. Then, it follows from Fig. 4 that, with probability $1/2 + \epsilon$, for some $\epsilon > 0$, node i' will join the largest spot at the end of the phase. Thus, the diameter of the largest spot will be increased by a factor of ϵ on average. Since the diameter of spot is bounded by the diameter of the network, the largest spot corrodes small spots after $\Theta(D)$ phases. Experiments in Section 8 also exhibit this phenomenon.

A. Complexity Analysis of DVB1

Proposition 6. *The time complexity of DVB1 algorithm is in the order of $\Theta(KD \log(N))$.*

Proof. As can be seen in Fig. 2, the DVB1 algorithm is performed iteratively. In each phase, the corrosion takes $K \times \lceil c_1 \log(N) \rceil$ time slots because it consists of $\lceil c_1 \log(N) \rceil$ rounds, each of which includes K time slots. Since we have $\Theta(D)$ phases, the complexity of corrosion is $\Theta(DK \lceil c_1 \log(N) \rceil) = \Theta(KD \log(N))$. Moreover, at the end of every D phases, up to $(K-1)$ periods are executed, each of which includes $(D+1)$ time slots. This results in

$O(KD)$ and $\Omega(D)$ time slots in the worst and best cases for checking termination, respectively. Therefore, the time complexity of algorithm is in the order of $\Theta(KD \log(N))$. \square

Proposition 7. *The message complexity of DVB1 algorithm is in the order of $O(ND \log(N) + NK)$ and $\Omega(ND)$ bits.*

Proof. We consider every beep as one bit message. The corrosion consists of $\lceil c_1 \log(N) \rceil$ rounds, in each of which every node probably beeps only once when its value is equal to the value of time slot. In the worst case, all nodes beep until the last round of corrosion and in the best case, all nodes die at the first round. Assuming that we have $\Theta(D)$ phases, the message complexity of corrosion phase is $O(ND \lceil c_1 \log(N) \rceil)$ and $\Omega(ND)$. In checking termination, there are at most $(K - 1)$ periods and at least one period. In each period, in the worst case, each node beeps for zero or one time only. As termination is checked every D phases and we have $O(D)$ phases. Hence, its message complexity is $O(NK)$ and $\Omega(N)$ for N nodes. Therefore, the message complexity of the algorithm is in the order of $O(ND \lceil c_1 \log(N) \rceil + NK) = O(ND \log(N) + NK)$ and $\Omega(ND + N) = \Omega(ND)$. \square

Proposition 8. *The space complexity of DVB1 algorithm is in the order of $O(\log(KD) + \log^{(2)}(N))$ and $\Omega(\log(KD))$, where $\log^{(2)}(\cdot) = \log(\log(\cdot))$.*

Proof. Every node should have a memory for counting time slots of corrosion and checking termination. The amount of memory needed for encoding the value is $\Theta(\log(K))$, for corrosion is $\Theta(\log(K \lceil c_1 \log(N) \rceil))$, for checking termination is $O(\log((K - 1)(D + 1)))$ and $\Omega(\log(D + 1))$, and for counting every D phases for checking termination is $\Theta(\log(D))$. Thus, the total required space is $O(\log(K) + \log(K \lceil c_1 \log(N) \rceil) + \log((K - 1)(D + 1)) + \log(D)) = O(\log(K \log(N)) + \log(KD)) = O(\log(KD) + \log^{(2)}(N))$ and $\Omega(\log(K) + \log(K \lceil c_1 \log(N) \rceil) + \log(D + 1) + \log(D)) = \Omega(\log(K) + \log(D)) = \Omega(\log(KD))$. \square

As we will see later in Section VIII-A, for fully connected network, the DVB1 algorithm does not require checking termination and can be executed solely for one phase. This is because in this topology, all nodes can communicate with one another. Therefore, the complexities of DVB1 algorithm can be relaxed as stated in the following.

Corollary 2. *The time, message, and space complexities of DVB1 algorithm for fully connected network are $\Theta(K \log(N))$, $O(N \log(N))$, and $\Theta(\log(K \log(N)))$, respectively. The lower bound on message complexity for this topology is $\Omega(N)$.*

B. Complexity Analysis of DVB2

Proposition 9. *The time complexity of DVB2 algorithm is in the order of $O(D\Delta^2(\log(\Delta))^2 \log(N) + DK\Delta \log(\Delta) \log(N))$ and $\Omega(\log(N))$.*

Proof. As can be seen in Fig. 3, a phase excluding termination detection includes $\Theta(Y^2 + Y + 2YK + 2YK) =$

$\Theta(Y^2 + YK)$ time slots. The DMVR algorithm [58] has the time complexity $O(D \log(N))$ and $\Omega(\log(N))$ (cf. [64]) for a large class of network topologies when all the nodes randomly interact with one another at every phase. In our work, according to the proof of Proposition 2, the probability that two nodes interact without collision is $p_{\text{inv}}(1 - p_{\text{inv}}) = 1/4$. Therefore, the number of phases is in the order of $O(D \log(N))$ and $\Omega(\log(N))$ and the total time complexity excluding termination detection is $O(DY^2 \log(N) + DYK \log(N))$ and $\Omega(Y^2 \log(N) + YK \log(N))$. As the termination detection is performed every D phases, its complexity is $O(KD^2 \log(N)/D) = O(KD \log(N))$ and $\Omega(D \log(N)/D) = \Omega(\log(N))$ (see also the proof of Proposition 6). \square

Proposition 10. *The message complexity of DVB2 algorithm is in the order of $O(DKN \log(N))$ and $\Omega(ND + N \log(N))$.*

Proof. In finding out neighbors' IDs, we have one beep per node, resulting in $\Theta(N)$. In inviting part, $N/2$ nodes are expected to be inviters (N in worst case) each beeping once, resulting in $\Theta(N)$ number of beeps. Similarly, when invitee nodes notify inviters, we have $\Theta(N)$ number of messages. Then, in the worst case, N inviters send NK and N beeps for their value set and value, respectively. For the best case, both values would be N . This also holds for returning the updated value sets and values. The number of phases is in the order of $O(D \log(N))$ and $\Omega(\log(N))$. According to the explanation in proof of Proposition 7, the complexity of termination detection is $O(NKD^2 \log(N)/D) = O(NKD \log(N))$ and $\Omega(ND)$. Thus, the overall complexity is $O\left(D \log(N)(N + N + N + N(K + 1) + N(K + 1)) + DNK \log(N)\right) = O(DKN \log(N))$ and $\Omega(ND + N \log(N))$. \square

Proposition 11. *The space complexity of DVB2 algorithm is in the order of $O(K \log(K) + \log(D\Delta))$ and $\Omega(\log(KD) + \log^{(2)}(\Delta))$.*

Proof. The amount of memory required in every node for steps shown in Fig. 3 are $\Theta(\log(Y))$, $\Theta(\log(Y^2))$, $\Theta(\log(Y))$, $\Theta(\log(KY))$, $\Theta(\log(KY))$ and $\Theta(\log(KD))$, respectively. Also, counting every D phases for checking termination needs $\Theta(\log(D))$ memory. Moreover, encoding the value (memory) and the value set require $\Theta(\log(K))$ and $O(K \log(K))$ memory, respectively. Encoding the value set requires $\Omega(\log(K))$ in the best case. Thus, the total required space is $O(\log(Y) + 2\log(Y) + \log(KY) + \log(KD) + \log(D) + \log(K) + K \log(K)) = O(K \log(K) + \log(KDY)) = O(K \log(K) + \log(D\Delta) + \log^{(2)}(\Delta)) = O(K \log(K) + \log(D\Delta))$ and $\Omega(\log(Y) + 2\log(Y) + \log(KY) + \log(KD) + \log(D) + \log(K) + \log(K)) = \Omega(\log(KDY)) = \Omega(\log(KD\Delta) + \log^{(2)}(\Delta)) = \Omega(\log(KD) + \log^{(2)}(\Delta))$. \square

Comparing the complexities of DVB1 and DVB2 shows that DVB1 has better time and message complexities espe-

cially when Δ or D is large. K is usually a small integer. Hence, if the maximum degree of network is small enough, DVB2 has better space complexity than DVB1; otherwise, DVB1 is better in terms of space complexity.

C. Lower Bound on Time Complexity

We can have a general lower bound on time of the voting problem in the beep model, considering the constraint of communicating at most one bit per time slot. For completeness, we provide this lower bound below.

Proposition 12. *The time complexity of distributed voting in the beep model is bounded from below by $\Omega(D + \log(K))$.*

Proof. Suppose that in the best-case scenario, one of the nodes, say node i , is informed about the majority vote in the first time slot. Let node j be the farthest node from node i in the network. As nodes can communicate at most one bit per time slot, $\log(K)$ time slots are required for transmitting the encoded message of majority vote. Moreover, at least $\text{dist}(i, j)$ time slots is required to inform node j about the majority vote, where $\text{dist}(i, j)$ denotes the distance between nodes i and j . Since $\text{dist}(i, j) \geq D/2$, we can obtain the lower bound $\max(\log(K), D/2) \geq (\log(K) + D/2)/2 \geq (\log(K) + D)/4 = \Omega(D + \log(K))$ on the time complexity of any voting algorithm. \square

VII. COMPARISON TO ALTERNATIVE APPROACHES

One can consider some alternative approaches for distributed voting in beep model based on distributed primitives such as leader election or broadcasting. However, these approaches may not be applicable in practice for several reasons such as node failures or stringent resource constraints. For instance, in the literature of gossip algorithms, the main works on computing average [53], [65], voting [57], or sum [66], [64] do not utilize such distributed primitives. In fact, functions are computed merely by local interactions among nodes and there is a common belief that these solutions are much more robust to single point of failures or unreliable network conditions [65]. However, for the sake of completeness, we compare the complexities of two possible alternative approaches with ours and show that our algorithm performs better in terms of time, space, and message complexities. For fair comparison, we assume upper bounds on N and D are already known to these approaches. In the following, we first briefly describe the distributed primitives that are used in these alternative approaches and provide their time, message, and space complexities. Note that the time complexities are based on those reported in the cited papers and the space and message complexities are based on our analysis of those algorithms.

Leader Election: In this distributed primitive, exactly one of the nodes is elected as a leader. A time-optimal algorithm for leader election [19], [20], [21] has been recently proposed in beep model. The eventual version of leader election should

be used to infer the time of termination which is essential when it is utilized with other algorithms.

- Time complexity: $O(D + \log N)$ (cf. [20, Theorem 3]) and $\Omega(\log N)$ (cf. [67, Theorem 3.1] and [68, Theorem 1]).
- Space complexity: $O(N \log N)$ and $\Omega(\log N)$.
- Message complexity: $O(N(D + \log N))$ and $\Omega(N \log N)$.

Broadcasting: In this distributed primitive, a message with length $\log M$ from a source node is sent to all other nodes in the network. The beep wave algorithm [23], [43] has been proposed to send all bits from the source to all other nodes sequentially in time.

- Time complexity: $O(D + \log M)$ (cf. [43, Lemma 1]) and $\Omega(D)$.
- Space Complexity: $\Theta(\log M)$.
- Message complexity: $\Theta(N \log M)$.

Multi-Broadcasting: In this distributed primitive, a set of source nodes S broadcast their messages, each with length $\log M$ to all nodes in the network. For simplicity in notations, S also denotes the cardinality of this set. The multi-broadcasting with provenance [43], [44] has been proposed to solve this problem where each node in S sends its message as well as its ID so that nodes can distinguish the origin of each message. In our analysis for this solution, we exclude leader election, diameter estimation, and message length calculation (because $\log M$ (or $\log K$) is known here). We also exclude collecting and broadcasting IDs because here all nodes are in S and assuming that nodes are aware of N , they can infer the lexicographical order of IDs.

- Time complexity: $O(D + S \log M)$ and $\Omega(D + S \log M)$ where all nodes are sources (cf. [43, Theorems 9 and 11] while excluding the mentioned steps above).
- Space complexity: $\Theta(\log N + S \log M)$ where all nodes are sources.
- Message complexity: $\Theta(NS \log M)$.

Message Gathering: In this problem, the messages of length $\log M$ from source nodes in the set S are gathered in the leader node. In order to solve this problem, one can use the multi-broadcasting algorithm in [43], [44] except its last step where the leader broadcasts the messages. Thus, its time and space complexities are equal to the multi-broadcasting algorithm and its message complexity is $\Theta(S^2 \log M)$. Again, in our analysis, we exclude leader election, diameter estimation, message length calculation, and collecting/broadcasting IDs.

Based on the above distributed primitives, we can consider the following two alternative approaches:

A. First Alternative Approach

The first approach consists of the following steps: (i) One of the nodes is elected as a leader. (ii) All nodes send their values to the leader by executing the message gathering algorithm. (iii) Leader counts the votes and broadcasts the majority vote via the broadcasting algorithm.

By considering $M = K$ and $S = N$, the time, space, and message complexities of this approach are $O(D + \log N + N \log K)$, $O(N \log(KN))$, and $O(ND + N \log N + N^2 \log K)$, respectively. The lower bounds on the time, space, and message complexities are $\Omega(D + \log N + N \log K)$, $\Omega(\log N + N \log K)$, and $\Omega(N \log N + N^2 \log K)$, respectively.

B. Second Alternative Approach

The second approach includes these steps: (i) One of the nodes is elected as a leader. (ii) All nodes broadcast their values to all nodes in the network via multi-broadcasting. (iii) Each node counts the votes and obtains the majority vote itself. For this approach, the upper bounds and lower bounds on the time, space, and message complexities are equal to those of the first approach.

C. Comparison

Comparing the time, space, and message complexities of the two alternative approaches with the ones for DVB1 algorithm (which are $\Theta(KD \log(N))$ for time, $O(\log(KD) + \log^{(2)}(N))$ and $\Omega(\log KD)$ for space, and $O(ND \log(N) + NK)$ and $\Omega(ND)$ for message) shows that the proposed algorithm performs better in terms of time, space, and message complexities. Note that K is most often a small integer and we usually have $D \ll N$.

If we compare the two alternative approaches to the time, space, and message complexities of DVB2 algorithm (which are $O(D\Delta^2(\log(\Delta))^2 \log(N) + KD\Delta \log(\Delta) \log(N))$ and $\Omega(\log N)$ for time, $O(K \log(K) + \log(D\Delta))$ and $\Omega(\log(KD) + \log^{(2)} \Delta)$ for space, and $O(KDN \log(N))$ and $\Omega(ND + N \log N)$ for message), we see that DVB2 outperforms in space and message complexities. It is also better in time complexity if Δ is small (e.g., in mesh grid or torus networks). Moreover, DVB2 is not prone to fail because of possible failure of leader and also does not require pre-defined unique IDs.

VIII. SIMULATIONS

A. Simulations for DVB1

1) *Experiments on the size of majority level:* We simulated DVB1 algorithm on fully connected, 2D mesh grid, and Erdős-Rényi (with probability $\frac{2}{N} \log_2(N)$ of having an edge between any pair of nodes) networks with 100 nodes. Figures 5 and 6 show the average results of simulation over 1000 number of experiments for binary and ternary value levels, respectively. In experiments, the initial values are assigned randomly to the nodes such that the percentage of initial values for different levels are $(1-\delta, \delta)$ and $(\frac{2}{3}-\delta, \frac{1}{3}, \delta)$ for binary and ternary voting, respectively. The range of δ is $(\frac{1}{2}, 1]$ for binary and $[0, \frac{1}{3}]$ for ternary voting. The D is considered to be its upper bound N in the simulations. As can be seen in Figures 5 and 6, the proposed algorithm has an acceptable robustness with respect to both topology of network and distribution of majority value in the network.

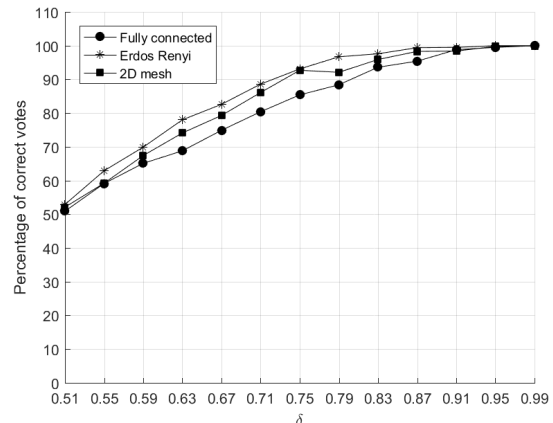


Figure 5: Simulation of DVB1 algorithm on fully connected, 2D mesh grid, and Erdős-Rényi networks with 100 nodes for binary voting.

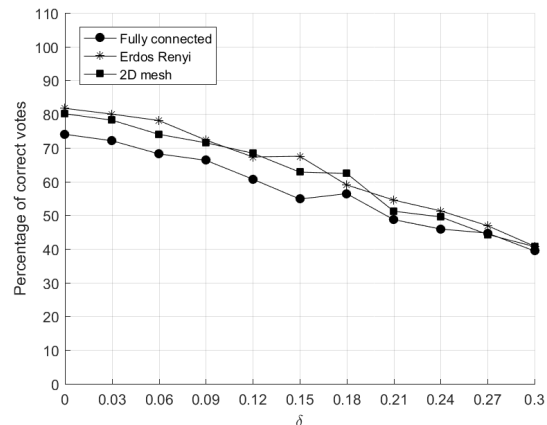
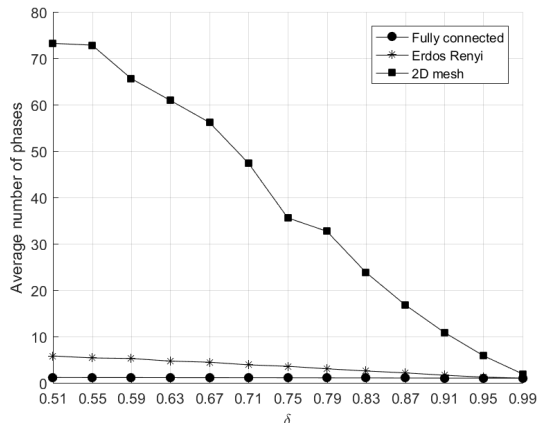
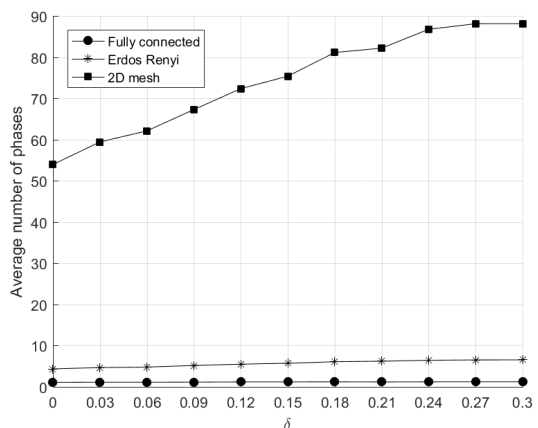


Figure 6: Simulation of DVB1 algorithm on fully connected, 2D mesh grid, and Erdős-Rényi networks with 100 nodes for ternary voting.

The average number of phases until reaching consensus on the majority vote in the simulations of Figures 5 and 6 are depicted in Figures 7a and 7b, respectively. As can be seen in Fig. 7a, the average time decreases by increasing δ because when δ is close to 0.5, the population of majority value is close to the other value and it takes more time for DVB1 algorithm to reach consensus on the majority vote. The same analysis holds for δ close to $1/3$ in Fig. 7b. Moreover, as shown in Figures 7a and 7b, the average number of phases until reaching consensus on the majority vote is almost always one in fully connected topology. We expect with an acceptable chance that voting will be achieved after only one phase since we give the algorithm sufficient number of rounds for convergence, as mentioned before. Therefore, for fully connected networks, the DVB1 algorithm might be performed with only one phase excluding termination detection.



(a) Binary voting



(b) Ternary voting

Figure 7: Average number of consumed phases in simulations of DVB1 algorithm on fully connected, 2D mesh grid, and Erdős-Rényi networks with 100 nodes for binary and ternary voting.

2) *Experiments on the number of nodes:* We performed another experiment by changing the number of nodes in the network between 20-100 nodes for binary voting with $\delta = 2/3$. Figure 8 shows the average results of 1000 number of simulations for this experiment. The D was set to its upper bound, i.e. N , in the simulations. As can be seen in this figure, the DVB1 algorithm is almost invariant with respect to the number of nodes in the network. Notice that this property also exists for ternary voting but for the sake of brevity, the binary case is just shown here.

Overall, it was empirically shown that the DVB1 algorithm is fairly invariant to the following network attributes:

- The topology of network
- The initial distribution of values in the network
- The number of nodes

In addition to the above experiments, we also depict the number of phases versus the network size for the three network topologies in Figure 9. As can be seen, the number of phases is in the order of $\Theta(1)$, $\Theta(\sqrt{N})$, and $\Theta(\log(N))$

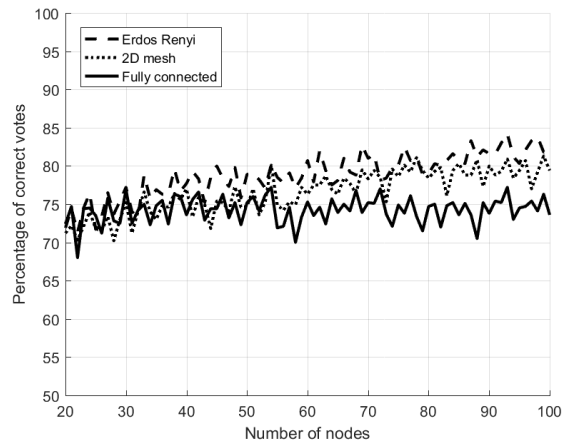


Figure 8: Simulation of DVB1 algorithm on fully connected, 2D mesh, and Erdős-Rényi networks with different number of nodes for binary voting.

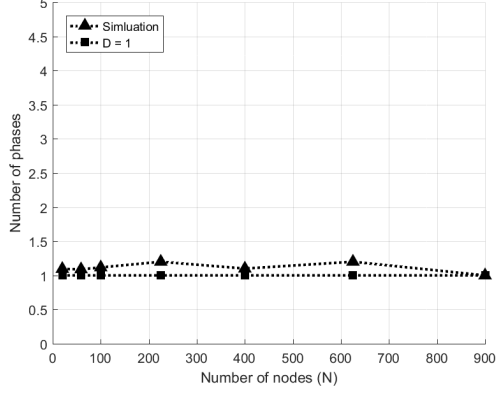
(where c is a constant) for the fully connected, 2D mesh grid, and Erdős-Rényi networks, respectively. This validates the assumption of $\Theta(D)$ number of phases in the complexity analysis of DVB1. Moreover, the assumption of having only one phase of DVB1 algorithm in fully connected topology is also verified in this figure.

B. Simulations for DVB2

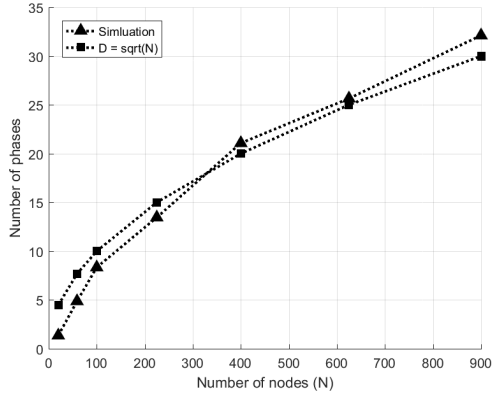
We simulated the DVB2 algorithm on fully connected, 2D mesh grid, and Erdős-Rényi with probability $\frac{2}{N} \log_2(N)$. The number of nodes and the number of simulations for any value of δ were 100 and 1000, respectively. The experiments and the sweeps over δ are similar to the setting in Section VIII-A1. According to [58], the DVB2 is invariant to the topology, the initial distribution of values, and the network size, and it returns the correct output with probability one. Figures 10a and 10b show the average number of phases until reaching consensus in the simulations. As expected, the average number of phases increases when δ is close to 0.5 (for binary voting) and $1/3$ (for ternary voting). This is because in these cases, the number of value levels are very close to each other requiring more time for reaching consensus. Moreover, comparing Figures 7a and 7b with 10a and 10b shows that the DVB2 algorithm requires more phases than DVB1 to terminate which makes sense because of its time complexity. On the other hand, the DVB2 algorithm returns the correct output regardless of initial distribution of values or network topology.

IX. CONCLUSION & FUTURE WORK

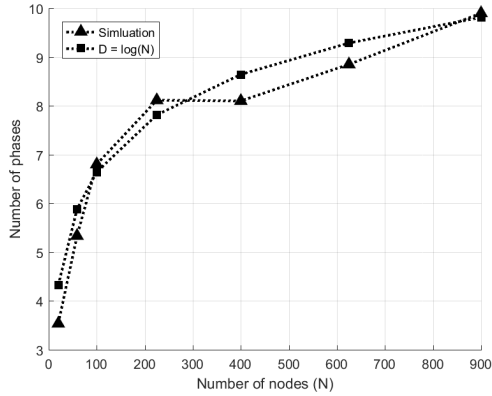
In this paper, we proposed two simple-structure algorithms for distributed voting in beep model. The first algorithm is based on forming spots of nodes having the same values, and corroding the small (non-majority) spots against the large (majority) spots to reach the correct result. Our experiments showed that this algorithm is fairly invariant



(a)



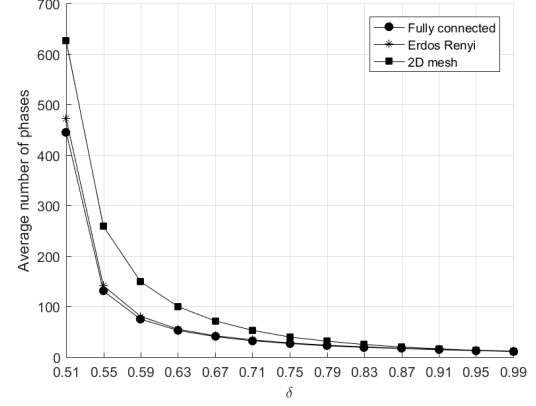
(b)



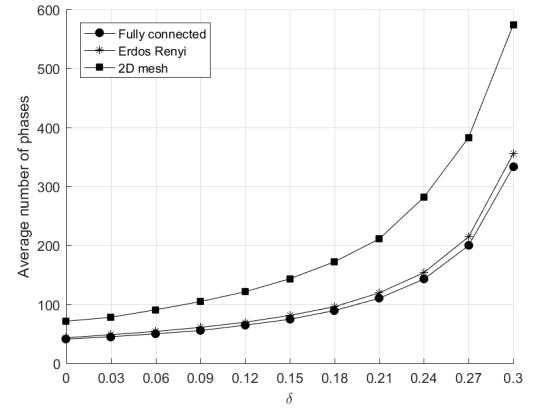
(c)

Figure 9: The number of phases of DVB1 algorithm in (a) fully connected, (b) 2D mesh grid, and (c) Erdős-Rényi networks with different number of nodes for the task of binary voting. The number of phases are scaled by a constant for better illustration of the order of complexity.

to the network topology, initial distribution of values, and the size of network. The second algorithm is based on the DMVR algorithm [58] and is also invariant to topology, initial values, and the network size. As a possible future work, one can study the problem of distributed voting using



(a) Binary voting



(b) Ternary voting

Figure 10: Average number of required phases in simulations of DVB2 algorithm on fully connected, 2D mesh grid, and Erdős-Rényi networks with 100 nodes for binary and ternary voting.

beep signals in the asynchronous model.

APPENDIX A PROOF OF PROPOSITION 3

In fully connected networks, the DVB1 algorithm returns correct result in both of the following events:

- At least two nodes of level l_m remain alive while there is at most one node alive in one of the other values $k \neq m$, or
- One alive node remains in level l_m and all nodes in other values $l_k \neq l_m$ are dead,

where $\#l_m(0) > \#l_k(0), \forall k \neq m$.

In the first event, the value l_m wins definitely because the only alive node in another value l_k ($k \neq m$) hears beep from the alive nodes in value l_m (and not hears itself) in the current round and it changes its value to l_m . However, the case in which there exists one alive node in each level should be deferred waiting to next rounds until all except one of them die (so that level wins) or all die. In the second event, level l_m wins because in the current round, all the

nodes will hear beep from the alive node with value l_m and thus change their values to l_m .

The probability of having at least two nodes alive in level l_m at round r (i.e., not having all dead or all except one dead) is $1 - \left[(1 - p^r)^{\#l_m(0)} + \binom{\#l_m(0)}{1} p^r (1 - p^r)^{\#l_m(0)-1} \right]$. The probability of having all nodes dead in other levels l_k ($k \neq m$) at round r is $\prod_{k=1, k \neq m}^K (1 - p^r)^{\#l_k(0)}$ as the probabilities are independent. Moreover, at round r , The probability of having one alive node in value level l_k ($k \neq m$) while all nodes of other value levels are dead is $\binom{\#l_k(0)}{1} p^r (1 - p^r)^{\#l_k(0)-1} \prod_{k'=1, k' \neq m, k}^K (1 - p^r)^{\#l_{k'}(0)}$. This expression should be summed up over all value levels to cover all possibilities. Finally, the probability of the first event is $\left[1 - \left[(1 - p^r)^{\#l_m(0)} + \binom{\#l_m(0)}{1} p^r (1 - p^r)^{\#l_m(0)-1} \right] \right] \times \left[\prod_{k=1, k \neq m}^K (1 - p^r)^{\#l_k(0)} + \sum_{k=1}^K \left[\binom{\#l_k(0)}{1} p^r (1 - p^r)^{\#l_k(0)-1} \prod_{k'=1, k' \neq m, k}^K (1 - p^r)^{\#l_{k'}(0)} \right] \right]$.

The probability of the second event is $\binom{\#l_m(0)}{1} p^r (1 - p^r)^{\#l_m(0)-1} \prod_{k=1, k \neq m}^K (1 - p^r)^{\#l_k(0)}$. The overall probability of success at round r is at least $\left[1 - \left[(1 - p^r)^{\#l_m(0)} + \binom{\#l_m(0)}{1} p^r (1 - p^r)^{\#l_m(0)-1} \right] \right] \times \left[\prod_{k=1, k \neq m}^K (1 - p^r)^{\#l_k(0)} + \sum_{k=1}^K \left[\binom{\#l_k(0)}{1} p^r (1 - p^r)^{\#l_k(0)-1} \prod_{k'=1, k' \neq m, k}^K (1 - p^r)^{\#l_{k'}(0)} \right] \right] + \binom{\#l_m(0)}{1} p^r (1 - p^r)^{\#l_m(0)-1} \prod_{k=1, k \neq m}^K (1 - p^r)^{\#l_k(0)}$. However, note that this lower bound is correct for any $r \geq 0$. So, we can get a better lower bound on the probability of success by maximizing over r and obtain the bound stated in the proposition.

APPENDIX B

PROOF OF PROPOSITION 4

If in a time slot, at least one node remains alive in level l_m (i.e., not having all of them dead) and all nodes having other level $l_k \neq l_m$ are dead, voting is done correctly. By maximizing over r , the probability of this event at a time slot r is obtained as

$$\max_r \left(1 - (1 - p^r)^{\#l_m(0)} \right) \times \prod_{l_k \neq l_m} (1 - p^r)^{\#l_k(0)}.$$

The above expression is a lower bound on the probability of success. Consider $r = \lceil \log_2(\sqrt{\#l_m(0)\#l_{m'}(0)}) \rceil$. Assuming $p = 1/2$ and substituting the value of $r = \lceil \log_2(\sqrt{\#l_m(0)\#l_{m'}(0)}) \rceil$ in the term $(1 - p^r)$, we have $(1 - p^r) = 1 - 1/\sqrt{\#l_m(0)\#l_{m'}(0)}$. We know that $(1 - p^r)^{\#l_m(0)} = \exp(\#l_m(0) \ln(1 - p^r)) = \exp(\#l_m(0) \ln(1 - 1/\sqrt{\#l_m(0)\#l_{m'}(0)}))$. Because of $\ln(1 + x) \leq x$ for $x > -1$, we have $(1 - p^r)^{\#l_m(0)} \leq \exp(-\#l_m(0)/\sqrt{\#l_m(0)\#l_{m'}(0)}) = \exp(-\sqrt{\#l_m(0)/\#l_{m'}(0)})$. So, the first part of expression,

which was $\left(1 - (1 - p^r)^{\#l_m(0)} \right)$, is greater than or equal to $\left(1 - \exp(-\sqrt{\#l_m(0)/\#l_{m'}(0)}) \right)$.

Now, we consider the second part of expression which is $\prod_{l_k \neq l_m} (1 - p^r)^{\#l_k(0)}$. Similar to the previous approach, we have $(1 - p^r)^{\#l_k(0)} = \exp(\#l_k(0) \ln(1 - 1/\sqrt{\#l_m(0)\#l_{m'}(0)}))$. As we have $x/(1 + x) \leq \ln(1 + x)$ for $x > -1$, we can say $(1 - p^r)^{\#l_k(0)} \geq \exp(-\#l_k(0)/(\sqrt{\#l_m(0)\#l_{m'}(0)} - 1))$. We rewrite the second expression as $\max_r \prod_{l_k \neq l_m} (1 - p^r)^{\#l_k(0)} \geq \exp(-\sum_{l_k \neq l_m} \#l_k(0)/(\sqrt{\#l_m(0)\#l_{m'}(0)} - 1)) \geq \exp(-(K - 1)\#l_{m'}(0)/(\sqrt{\#l_m(0)\#l_{m'}(0)} - 1))$.

Finally, substituting the two derived expressions in the first and second expressions of $\left(1 - (1 - p^r)^{\#l_m(0)} \right) \times \prod_{l_k \neq l_m} (1 - p^r)^{\#l_k(0)}$ results in the proposed lower bound.

APPENDIX C

PROOF OF COROLLARY 1

Assuming that $\#l_m(0)\#l_{m'}(0) \geq K^2$, the probability of success, proposed in Proposition 4, becomes greater than $(1 - \exp(-y)) \times \exp(-K/y)$ where $y = \sqrt{\#l_m(0)/\#l_{m'}(0)}$. Thus, we need to have $(1 - \exp(-y)) \times \exp(-K/y) \geq 1 - \varepsilon$. Taking logarithm from both sides of this inequality, we have $\ln(1 - \exp(-y)) - K/y \geq \ln(1 - \varepsilon)$. As we have $y > 0$ and $0 < \exp(-y) < 1$, we can say $\ln(1 - \exp(-y)) \leq -\exp(-y) \leq y$. Therefore, $y - K/y \geq \ln(1 - \exp(-y)) - K/y \geq \ln(1 - \varepsilon)$ which results in $y \geq 0.5 \left(\ln(1 - \varepsilon) + \sqrt{(\ln(1 - \varepsilon))^2 + 4K} \right)$.

REFERENCES

- [1] N. A. Lynch, *Distributed algorithms*. Morgan Kaufmann, 1996.
- [2] S. Navlakha and Z. Bar-Joseph, "Distributed information processing in biological and computational systems," *Communications of the ACM*, vol. 58, no. 1, pp. 94–102, 2015.
- [3] J. Aspnes and E. Ruppert, "An introduction to population protocols," in *Middleware for Network Eccentric and Mobile Applications*. Springer, 2009, pp. 97–120.
- [4] Y. Emek and R. Wattenhofer, "Stone age distributed computing," in *Proceedings of the 2013 ACM symposium on Principles of distributed computing*. ACM, 2013, pp. 137–146.
- [5] A. Cornejo and F. Kuhn, "Deploying wireless networks with beeps," in *DISC*, vol. 6343. Springer, 2010, pp. 148–162.
- [6] N. Linial, "Distributive graph algorithms global solutions from local data," in *28th Annual Symposium on Foundations of Computer Science (sfcs 1987)*. IEEE, 1987, pp. 331–335.
- [7] D. Peleg, "Distributed computing," *SIAM Monographs on discrete mathematics and applications*, vol. 5, pp. 1–1, 2000.
- [8] O. Feinerman and A. Korman, "Theoretical distributed computing meets biology: A review," in *ICDCIT*. Springer, 2013, pp. 1–18.
- [9] H.-L. Chen, D. Doty, and D. Soloveichik, "Deterministic function computation with chemical reaction networks," *Natural computing*, vol. 13, no. 4, pp. 517–534, 2014.
- [10] Y.-J. Chen, N. Dalchau, N. Srinivas, A. Phillips, L. Cardelli, D. Soloveichik, and G. Seelig, "Programmable chemical controllers made from dna," *Nature nanotechnology*, vol. 8, no. 10, pp. 755–762, 2013.
- [11] P. Uetz, L. Giot, G. Cagney, T. A. Mansfield, R. S. Judson, J. R. Knight, D. Lockshon, V. Narayan, M. Srinivasan, P. Pochart *et al.*, "A comprehensive analysis of protein–protein interactions in *Saccharomyces cerevisiae*," *Nature*, vol. 403, no. 6770, pp. 623–627, 2000.
- [12] J. Beauquier, P. Blanchard, J. Burman, and S. Delaët, "Tight complexity analysis of population protocols with cover times—the zebrant example," *Theoretical Computer Science*, vol. 512, pp. 15–27, 2013.

- [13] R. Guerraoui and A. Maurer, “Byzantine fireflies,” in *International Symposium on Distributed Computing*. Springer, 2015, pp. 47–59.
- [14] R. Cheong, A. Rhee, C. J. Wang, I. Nemenman, and A. Levchenko, “Information transduction capacity of noisy biochemical signaling networks,” *Science*, vol. 334, no. 6054, pp. 354–358, 2011.
- [15] C. V. Jongeneel, M. Delorenzi, C. Iseli, D. Zhou, C. D. Haudenschild, I. Khrebtukova, D. Kuznetsov, B. J. Stevenson, R. L. Strausberg, A. J. Simpson *et al.*, “An atlas of human gene expression from massively parallel signature sequencing (mpss),” *Genome research*, vol. 15, no. 7, pp. 1007–1014, 2005.
- [16] M. M. Halldórsson and C. Konrad, “Distributed algorithms for coloring interval graphs,” in *International Symposium on Distributed Computing*. Springer, 2014, pp. 454–468.
- [17] A. Casteigts, Y. Métivier, J. Robson, and A. Zemmari, “Design patterns in beeping algorithms: Examples, emulation, and analysis,” *Information and Computation*, vol. 264, pp. 32–51, 2019.
- [18] Y. Métivier, J. M. Robson, and A. Zemmari, “On distributed computing with beeps,” *arXiv preprint arXiv:1507.02721*, 2015.
- [19] F. Dufoulon, J. Burman, and J. Beauquier, “Brief announcement: Beeping a time-optimal leader election,” in *Proceedings of the 2018 ACM Symposium on Principles of Distributed Computing*. ACM, 2018, pp. 237–239.
- [20] —, “Beeping a deterministic time-optimal leader election,” LRI, Université Paris-Sud, CNRS, Université Paris-Saclay, Tech. Rep., 2018.
- [21] —, “Beeping a deterministic time-optimal leader election,” in *32nd International Symposium on Distributed Computing (DISC 2018)*, 2018.
- [22] K.-T. Förster, J. Seidel, and R. Wattenhofer, “Deterministic leader election in multi-hop beeping networks,” in *International Symposium on Distributed Computing*. Springer, 2014, pp. 212–226.
- [23] M. Ghaffari and B. Haeupler, “Near optimal leader election in multi-hop radio networks,” in *Proceedings of the twenty-fourth annual ACM-SIAM symposium on Discrete algorithms*. Society for Industrial and Applied Mathematics, 2013, pp. 748–766.
- [24] A. Czumaj and P. Davies, “Brief announcement: Optimal leader election in multi-hop radio networks,” in *Proceedings of the 2016 ACM Symposium on Principles of Distributed Computing*. ACM, 2016, pp. 47–49.
- [25] J. Augustine, T. Kulkarni, P. Nakhe, and P. Robinson, “Robust leader election in a fast-changing world,” *arXiv preprint arXiv:1310.4908*, 2013.
- [26] S. Gilbert and C. Newport, “The computational power of beeps,” in *International Symposium on Distributed Computing*. Springer, 2015, pp. 31–46.
- [27] M. M. Halldórsson and C. Konrad, “Computing large independent sets in a single round,” *Distributed Computing*, vol. 31, no. 1, pp. 69–82, 2018.
- [28] Y. Afek, N. Alon, Z. Bar-Joseph, A. Cornejo, B. Haeupler, and F. Kuhn, “Beeping a maximal independent set,” *Distributed computing*, vol. 26, no. 4, pp. 195–208, 2013.
- [29] S. Holzer and N. Lynch, “Beeping a maximal independent set fast,” *arXiv preprint arXiv:1704.07133*, 2017.
- [30] M. M. Halldórsson and C. Konrad, “Distributed large independent sets in one round on bounded-independence graphs,” in *International Symposium on Distributed Computing*. Springer, 2015, pp. 559–572.
- [31] A. Scott, P. Jeavons, and L. Xu, “Feedback from nature: an optimal distributed algorithm for maximal independent set selection,” in *Proceedings of the 2013 ACM symposium on Principles of distributed computing*. ACM, 2013, pp. 147–156.
- [32] P. Jeavons, A. Scott, and L. Xu, “Feedback from nature: simple randomised distributed algorithms for maximal independent set selection and greedy colouring,” *Distributed Computing*, vol. 29, no. 5, pp. 377–393, 2016.
- [33] J. Yu, L. Jia, D. Yu, G. Li, and X. Cheng, “Minimum connected dominating set construction in wireless networks under the beeping model,” in *Computer Communications (INFOCOM), 2015 IEEE Conference on*. IEEE, 2015, pp. 972–980.
- [34] P. Brandes, M. Kardas, M. Klonowski, D. Pajak, and R. Wattenhofer, “Approximating the size of a radio network in beeping model,” in *International Colloquium on Structural Information and Communication Complexity*. Springer, 2016, pp. 358–373.
- [35] —, “Fast size approximation of a radio network in beeping model,” *Theoretical Computer Science*, 2017.
- [36] A. Casteigts, Y. Métivier, J. M. Robson, and A. Zemmari, “Counting in one-hop beeping networks,” *Theoretical Computer Science*, vol. 780, pp. 20–28, 2019.
- [37] M. Kardas, M. Kutylowski, and J. Lemiesz, “On distributed cardinality estimation: Random arcs recycled,” in *2015 Proceedings of the Twelfth Workshop on Analytic Algorithmics and Combinatorics (ANALCO)*. SIAM, 2014, pp. 129–137.
- [38] S. Elouasbi and A. Pelc, “Deterministic rendezvous with detection using beeps,” *International Journal of Foundations of Computer Science*, vol. 28, no. 01, pp. 77–97, 2017.
- [39] B. S. Chlebus, G. De Marco, and M. Talo, “Naming a channel with beeps,” *Fundamenta Informaticae*, vol. 153, no. 3, pp. 199–219, 2017.
- [40] B. Huang and T. Moscibroda, “Conflict resolution and membership problem in beeping channels,” in *International Symposium on Distributed Computing*. Springer, 2013, pp. 314–328.
- [41] B. Huang, “Brief announcement: deterministic protocol for the membership problem in beeping channels,” in *International Symposium on Distributed Computing*. Springer, 2012, pp. 411–412.
- [42] K. Hounkanli and A. Pelc, “Asynchronous broadcasting with bivalent beeps,” in *International Colloquium on Structural Information and Communication Complexity*. Springer, 2016, pp. 291–306.
- [43] A. Czumaj and P. Davies, “Communicating with beeps,” in *19th International Conference on Principles of Distributed Systems (OPODIS)*, ser. Leibniz International Proceedings in Informatics (LIPIcs). Schloss Dagstuhl–Leibniz-Zentrum fuer Informatik, 2016, pp. 1–16.
- [44] —, “Communicating with beeps,” *Journal of Parallel and Distributed Computing*, vol. 130, pp. 98–109, 2019.
- [45] K. Hounkanli and A. Pelc, “Deterministic broadcasting and gossiping with beeps,” *arXiv preprint arXiv:1508.06460*, 2015.
- [46] K. Hounkanli, A. Miller, and A. Pelc, “Global synchronization and consensus using beeps in a fault-prone mac,” in *International Symposium on Algorithms and Experiments for Sensor Systems, Wireless Networks and Distributed Robotics*. Springer, 2016, pp. 16–28.
- [47] E. B. Sudderth and W. T. Freeman, “Signal and image processing with belief propagation [dsp applications],” *IEEE Signal Processing Magazine*, vol. 25, no. 2, pp. 114–141, 2008.
- [48] N. Komodakis and G. Tziritas, “Image completion using efficient belief propagation via priority scheduling and dynamic pruning,” *IEEE Transactions on Image Processing*, vol. 16, no. 11, pp. 2649–2661, 2007.
- [49] X. Wang, S. Wang, D.-W. Bi, and J.-J. Ma, “Distributed peer-to-peer target tracking in wireless sensor networks,” *Sensors*, vol. 7, no. 6, pp. 1001–1027, 2007.
- [50] E. Dong, J. Xu, C. Wu, Y. Liu, and Z. Yang, “Pair-navi: Peer-to-peer indoor navigation with mobile visual slam,” in *IEEE INFOCOM 2019-IEEE Conference on Computer Communications*. IEEE, 2019, pp. 1189–1197.
- [51] M. I. Jordan, J. D. Lee, and Y. Yang, “Communication-efficient distributed statistical inference,” *Journal of the American Statistical Association*, vol. 114, no. 526, pp. 668–681, 2019.
- [52] M. Blot, D. Picard, N. Thome, and M. Cord, “Distributed optimization for deep learning with gossip exchange,” *Neurocomputing*, vol. 330, pp. 287–296, 2019.
- [53] S. Boyd, A. Ghosh, B. Prabhakar, and D. Shah, “Randomized gossip algorithms,” *IEEE/ACM Transactions on Networking (TON)*, vol. 14, no. SI, pp. 2508–2530, 2006.
- [54] F. Bénézit, P. Thiran, and M. Vetterli, “Interval consensus: from quantized gossip to voting,” in *Acoustics, Speech and Signal Processing, 2009. ICASSP 2009. IEEE International Conference on*. IEEE, 2009, pp. 3661–3664.
- [55] C. Cooper, R. Elsässer, and T. Radzik, “The power of two choices in distributed voting,” in *International Colloquium on Automata, Languages, and Programming*. Springer, 2014, pp. 435–446.
- [56] S. Salehkaleybar and S. J. Golestani, “Distributed binary majority voting via exponential distribution,” *IET Signal Processing*, vol. 10, no. 5, pp. 532–542, 2016.
- [57] F. Bénézit, P. Thiran, and M. Vetterli, “The distributed multiple voting problem,” *IEEE Journal of Selected Topics in Signal Processing*, vol. 5, no. 4, pp. 791–804, 2011.
- [58] S. Salehkaleybar, A. Sharif-Nassab, and S. J. Golestani, “Distributed voting/ranking with optimal number of states per node,” *IEEE Transactions on Signal and Information Processing over Networks*, vol. 1, no. 4, pp. 259–267, 2015.

- [59] K. Jung, B. Y. Kim, and M. Vojnovic, "Distributed ranking in networks with limited memory and communication," in *Information Theory Proceedings (ISIT), 2012 IEEE International Symposium on*. IEEE, 2012, pp. 980–984.
- [60] L. Becchetti, A. Clementi, E. Natale, F. Pasquale, R. Silvestri, and L. Trevisan, "Simple dynamics for plurality consensus," *Distributed Computing*, vol. 30, no. 4, pp. 293–306, 2017.
- [61] L. Becchetti, A. Clementi, E. Natale, F. Pasquale, and R. Silvestri, "Plurality consensus in the gossip model," in *Proceedings of the Twenty-Sixth Annual ACM-SIAM Symposium on Discrete Algorithms*. Society for Industrial and Applied Mathematics, 2015, pp. 371–390.
- [62] A. Babaee and M. Draief, "Distributed multivalued consensus," *The Computer Journal*, vol. 57, no. 8, pp. 1132–1140, 2013.
- [63] N. L. Johnson and S. Kotz, *Urn models and their application; an approach to modern discrete probability theory*. New York, NY (USA) Wiley, 1977.
- [64] D. Shah, "Gossip algorithms," *Foundations and Trends® in Networking*, vol. 3, no. 1, pp. 1–125, 2009.
- [65] A. G. Dimakis, S. Kar, J. M. Moura, M. G. Rabbat, and A. Scaglione, "Gossip algorithms for distributed signal processing," *Proceedings of the IEEE*, vol. 98, no. 11, pp. 1847–1864, 2010.
- [66] D. Mosk-Aoyama and D. Shah, "Fast distributed algorithms for computing separable functions," *IEEE Transactions on Information Theory*, vol. 54, no. 7, pp. 2997–3007, 2008.
- [67] Y. Dinitz and N. Solomon, "Two absolute bounds for distributed bit complexity," *Theoretical computer science*, vol. 384, no. 2-3, pp. 168–183, 2007.
- [68] A. Casteigts, Y. Métivier, J. M. Robson, and A. Zemmari, "Deterministic leader election in $O(d+\log n)$ time with messages of size $O(1)$," in *International Symposium on Distributed Computing*. Springer, 2016, pp. 16–28.



Benyamin Ghojogh received the first and second B.Sc. degrees in electrical engineering (electronics and telecommunications) from the Amirkabir University of Technology, Tehran, Iran, in 2015 and 2017, respectively, and the M.Sc. degree in electrical engineering from the Sharif University of Technology, Tehran, Iran, in 2017. He is currently pursuing the Ph.D. degree in electrical and computer engineering with the University of Waterloo, Waterloo, ON, Canada. His research interests include distributed algorithms, machine

learning, and manifold learning.



Saber Salehkaleybar received the B.Sc., M.Sc., and Ph.D. degrees in Electrical Engineering from Sharif University of Technology, Tehran, Iran, in 2009, 2011, and 2015, respectively. He is currently an Assistant Professor of Electrical Engineering at Sharif University of Technology, Tehran, Iran. Prior to joining Sharif University of Technology, he spent a year as a postdoctoral researcher working on causal inference in Coordinated Science Lab. (CSL) at University of Illinois at Urbana-Champaign (UIUC). His

research interests include distributed systems, machine learning, and causal inference.