

# OPTIMIZATION HIERARCHY FOR FAIR STATISTICAL DECISION PROBLEMS

BY ANIL ASWANI AND MATT OLFAT\*

*University of California, Berkeley*

Data-driven decision-making has drawn scrutiny from policy makers due to fears of potential discrimination, and a growing literature has begun to develop fair statistical techniques. However, these techniques are often specialized to one model context and based on ad-hoc arguments, which makes it difficult to perform theoretical analysis. This paper develops an optimization hierarchy for fair statistical decision problems. Because our hierarchy is based on the framework of statistical decision problems, this means it provides a systematic approach for developing and studying fair versions of hypothesis testing, decision-making, estimation, regression, and classification. We use the insight that qualitative definitions of fairness are equivalent to statistical independence between the output of a statistical technique and a random variable that measures attributes for which fairness is desired. We use this insight to construct an optimization hierarchy that lends itself to numerical computation, and we use tools from variational analysis and random set theory to prove that higher levels of this hierarchy lead to consistency in the sense that it asymptotically imposes this independence as a constraint in corresponding statistical decision problems. We demonstrate numerical effectiveness of our hierarchy using several data sets, and we conclude by using our hierarchy to fairly perform automated dosing of morphine.

**1. Introduction.** There is growing concern that improperly designed data-driven approaches to decision-making may display biased or discriminatory behavior. In fact, such concerns are justified by numerous examples of unfair algorithms that have been deployed in the real world [1, 3, 25, 50]. In response, researchers have started to develop a number of approaches to encourage fairness in various statistical or machine learning problems [11, 16, 24, 33, 51, 76, 81]. The problem of classification has received particular attention due to the ease of mapping class labels to positive and negative outcomes with which to characterize fairness, but recent work has also begun to explore fair statistical methods in the context of unsupervised learning [15, 52] and in more general decision-analytic frameworks [27, 42].

---

\*This material is based upon work supported by the National Science Foundation under Grant CMMI-1847666, and by the UC Berkeley Center for Long-Term Cybersecurity.

*MSC 2010 subject classifications:* Primary 62C12, 62F12, ; secondary 49J53, 60D05

*Keywords and phrases:* Fairness, Independence, Optimization, Statistical Learning

1.1. *Existing Approaches to Fairness.* The literature on fair statistics and learning can be classified into one of three categories: pre-processing steps, post-processing steps, and training regularization. The general setup of these approaches is that they seek to estimate a model that predicts a dependent variable using a vector of independent variables, while trying to ensure that the model predictions are fair (we discuss measures of fairness in the next subsection) with respect to some variable that indicates a protected attribute (e.g., gender or race). Here we briefly review some of the existing approaches that have been developed for fairness.

Pre-processing approaches transform the data before estimation, to remove any protected information that could cause unfairness. For instance, [13, 77] take a nonparametric approach: They optimize over distributions to variationally transform the feature space. The nonparametric nature of their approach means that the optimization problem they design quickly becomes intractable. Alternatively, [52] take an adversarial outlook on pre-processing for fairness, and propose a semidefinite programming (SDP) formulation to calculate a “fair principal component analysis (FPCA)” that can then be used to this end. Several groups have attempted to design autoencoders with a similar inspiration, although these are oriented around deep classifiers [6, 26, 43, 78]. However, these pre-processing methods lead to high generalization error when used before performing estimation, due to the theoretical difficulties associated with estimating high-dimensional densities [66].

In comparison, there is a smaller literature on post-processing for fairness. These methods take the output of a statistical technique, and process the output in order to improve fairness. A canonical example of this approach is [33], which designs a method for post-processing an arbitrary classifier in order to ensure fairness. While this method is flexible with regards to the type of classifier used, it achieves fairness by requiring different score function thresholds for different groups of protected classes. This violates the general principle called *individual fairness* [24], which says that similar individuals should be treated similarly. More significantly, [73] show that this method achieves suboptimal tradeoffs between accuracy and fairness.

Notably, both pre-processing and post-processing approaches are necessarily greedy since they unlink the process of estimation from ensuring fairness. This has motivated work on regularization approaches to fairness, which generally achieve lower generalization error while improving fairness. The regularization approaches most related to this paper include [5, 51, 73, 76]. In particular, [76] control the correlation of a classifier score function and the protected attribute, which can be formulated as a linear constraint in the estimation problem. The method in [51] implements non-

convex optimization techniques to further consider second-order deviations. However, a limitation of both is they are applicable only when protected attributes are binary. The approach of [36, 77] works for more general types of protected attributes, but it requires the solution of an intractable optimization problem that includes a *mutual information* (MI) measure of fairness as a constraint. Alternatively, [31] design an iterative cutting-plane algorithm for fair support vector machine (SVM) that requires solving an SVM instance in each iteration. Moving away from the classification paradigm, [12, 34] develop key concepts of fairness in the case of regression, and the work in [4] extends this to regularization techniques for ensuring different qualitative types of fairness in regression. Finally, a recent line of work has sought to generalize these ideas towards fair decision-making [27, 42].

1.2. *Quantitative Measures of Fairness.* We have casually used the terms fairness and bias without formally defining them. Part of the difficulty is a considerable lack of clarity in the existing literature as to their meaning, with different works defining different quantitative measures of fairness. We believe the underlying (and unifying) idea behind all these measures is they approximate in some way a measure of independence between the output of the statistical procedure and the variable of protected attributes. In fact, this way of thinking about fairness was first noticed by [36].

To make our discussion concrete, we first discuss notions of fairness for classification. Let  $(X, Y, Z) \in \mathbb{R}^p \times \{\pm 1\} \times \{\pm 1\}$  be a jointly distributed random variable consisting of a vector of predictors, a binary class label, and a binary protected attribute. Let  $\delta(x)$  be a score for a classifier, and suppose the classifier makes binary predictions  $d(x, t) = \text{sign}(t - \delta(x))$  for a given threshold  $t$  of the score. Since binary classifiers output a  $\pm 1$  that can be mapped to desirable/undesirable decisions, one measure of fairness is

$$(1) \quad KS = \max_{t \in \mathbb{R}} |\mathbb{P}[d(X, t) = +1 | Z = +1] - \mathbb{P}[d(X, t) = +1 | Z = -1]|.$$

This is the correlation of the binary classifier and the protected attribute of interest, and it is often called *disparate impact* [33, 51]. Effectively, disparate impact measures the total disparity in outcomes between protected classes.

This above measure of fairness can be too strict in some applications, as there may be unavoidable correlation between the classifier output and the protected label. For such cases, [33] proposes *equalized odds* as an alternative measure of fairness that instead constrains disparity in outcomes conditional on some informative variable. In the setting of binary classification, one possible informative variable is  $Y \in \{\pm 1\}$  itself. This choice leads to the

following quantitative measure of equalized odds fairness:

$$(2) \quad EO = \max_{y \in \{\pm 1\}} \max_{t \in \mathbb{R}} |\mathbb{P}[d(X, t) = +1 | Z = +1, Y = y] - \mathbb{P}[d(X, t) = +1 | Z = -1, Y = y]|.$$

Restated, the quantity (2) measures the disparity in *error rates* between the protected classes. An additional benefit is that a classifier with zero training error will also be fair with respect to this measure of fairness [33].

At an initial glance, the above measures of fairness do not look like manifestations of independence. Yet note the event  $\{d(X, t) = +1\}$  is equivalent to the event  $\{\delta(X) \leq t\}$  since  $d(x, t) = \text{sign}(t - \delta(x))$ . This means that (1) is the Kolmogorov-Smirnov (KS) distance between the distributions of  $\delta(X)|Z = +1$  and  $\delta(X)|Z = -1$ . Since (2) has a very similar interpretation, we will focus our discussion on (1). Thus when  $KS = 0$  in (1), we have that

$$(3) \quad G(t) := \mathbb{P}[\delta(X) \leq t | Z = +1] = \mathbb{P}[\delta(X) \leq t | Z = -1].$$

This means that the joint distribution factorizes as

$$(4) \quad \mathbb{P}(\delta(X) \leq t, Z = z) = \mathbb{P}[\delta(X) \leq t | Z = z] \cdot \mathbb{P}(Z = z) = G(t) \cdot \mathbb{P}(Z = z),$$

which means the two random variables are independent. Summarizing, we have  $KS = 0$  in (1) if and only if  $\delta(X)$  is independent of  $Z$ . The importance of such independence in relation to fairness was first noticed by [36].

*1.3. Technical Challenges with Independence.* The above discussion suggests that a promising direction for generalizing fairness to a broader class of problems is to ensure independence (or rather some approximate notion of independence) between the output of a statistical technique and a random variable that measures attributes for which fairness is desired. In fact, the broader idea of quantifying independence using an empirical estimate has a long history in statistics [10, 14, 29, 54, 67]. One approach is to compute some generalized notion of correlation such as Renyi correlation or distance correlation. Another approach is to use some distance like the KS distance, total variation distance, or mutual information between the empirical probability measures of the joint and product distributions.

However, incorporating empirical independence measures into statistical procedures is not straightforward. Many statistical procedures are computed by solving an optimization problem, and so such measures must be added as constraints. However, measures like Renyi correlation, distance correlation,

KS distance, total variation distance, and mutual information are all themselves the solutions of an optimization problem. (Mutual information is traditionally defined using a hard-to-compute integral, but a well-known variational characterization [9] shows that it should more properly be thought of as the solution to an optimization problem for our discussion.) This means the resulting optimization problem for a fair statistical procedure defined in this way would have another optimization problem as a constraint; these types of problems are known as bilevel programs and are very difficult to numerically solve [18, 53]. The numerical difficulties are compounded for those measures defined using an empirical c.d.f., which is always discontinuous.

1.4. *Contributions and Outline.* This paper develops an optimization hierarchy for fair statistical decision problems. We first generalize in Section 3 the framework of statistical decision problems [40] to include fairness. This provides a systematic approach for developing and studying fair versions of hypothesis testing, decision-making, estimation, regression, and classification. We use the above discussed insight relating fairness to statistical independence in order to propose in Section 4 an optimization hierarchy that lends itself to numerical computation. Tools from variational analysis and random set theory are used to prove in Section 5 that higher levels of this hierarchy lead to consistency in the sense that it asymptotically imposes independence as a constraint in corresponding statistical decision problems. Section 6 generalizes our framework to measure fairness using a notion of approximate independence. In Section 7, we demonstrate numerical effectiveness of our hierarchy using several data sets, and we conclude by using our hierarchy to fairly perform automated dosing of morphine.

The distinguishing feature of our approach to ensuring independence is to use a moment-based characterization of independence that generalizes Kac’s theorem [8, 35] to multivariate random variables. This has the key practical benefit over other approaches to measuring independence (such as [36, 77]) that all the resulting constraints in the corresponding optimization problems are smooth polynomials. This means we avoid the bilevel programming structure that arises from the use of other independence measures [36, 77], and which makes numerical optimization very difficult. Because the moment constraints are smooth polynomials, this further allows us to leverage advances in convex optimization [39] and related heuristics such as the constrained convex-concave procedure [65, 71, 75] for the purpose of numerically solving the resulting optimization problem. The tradeoff is that we have to include multiple (but a finite number of) constraints, one for each possible combination of moments between joint and product distributions.

Our framework also builds on preliminary work on the use of moment-based constraints for fair statistical methods [51, 52, 76]. These approaches were restricted to binary classification with binary protected classes, made use of only first- or second-order moments of only the classifier, were based on ad-hoc arguments and justifications, and lacked theoretical analysis of the resulting statistical methods. The past papers [51, 52, 76] leave open the larger question of how moment-based approaches to fairness can be generalized to continuous protected classes, multivariate protected classes, multivariate statistical decisions, and other classes of statistical problems beyond classification. Our work in this paper unifies these past approaches into a broader theoretical framework, provides a rigorous theoretical analysis of the resulting optimization hierarchy, and successfully achieves a generalization of moment-based methods in order to handle continuous protected classes, multivariate protected classes, multivariate statistical decisions, and multiple classes of statistical decision problems, including fair versions of hypothesis testing, decision-making, estimation, regression, and classification.

Because we have to include multiple constraints, this significantly complicates the theoretical analysis of our optimization hierarchy. The limiting behavior of our framework requires a statistical analysis on the solution to an optimization problem in the limit of a countably-infinite number of random constraints involving empirical moments. Traditional results in statistics do not apply to set-valued functions [2], which are one way to interpret constraints in an optimization problem [57]. In fact, most attention in statistics on sets has been focused on estimating a single set under different measurement models [22, 32, 37, 55, 63]. The traditional theoretical argument is to use the PompeiuHausdorff distance to metricize the set of sets, but this approach is intractable in our setting which has random sets defined using (in the limit) an infinite number of non-convex constraints. Instead, we build on our past work on statistics with set-valued functions [2]: We develop new theoretical arguments for statistics with random sets and set-valued functions, using variational analysis [57, 58] and random sets [47, 48].

**2. Preliminaries.** This section presents our notation. We also describe some useful (and needed) notation and definitions from variational analysis and random sets. Most of the variational analysis definitions are from [57], and the stochastic set convergence notation is originally from [2].

2.1. *Notation.* Let  $M : \mathbb{R}^{dp} \rightarrow \mathbb{R}^{d \times p}$  to be the function that reshapes a vector into a matrix by placing elements into the matrix columnwise from the vector. Similarly, we define  $W := M^{-1} : \mathbb{R}^{d \times p} \rightarrow \mathbb{R}^{dp}$  to be its inverse.

We use  $\mathbb{E}_n(\cdot)$  to denote expectation with respect to the empirical distribution. Recall this is the sample average of the random variable inside parenthesis. As examples,  $\mathbb{E}_n(Z) = \frac{1}{n} \sum_{i=1}^n Z_i$  and  $\mathbb{E}_n(ZX) = \frac{1}{n} \sum_{i=1}^n Z_i X_i$ .

Consider a tensor  $\varphi \in \mathbb{R}^{r_1 \times \dots \times r_q}$ , and let  $[r] = \{1, \dots, r\}$ . The norm  $\|\varphi\|$  is the usual  $\ell_\infty$  vector norm for the tensor considered as a vector, and  $\|\varphi\|_*$  denotes the injective norm of  $\ell_2$  spaces [59]. For a tensor interpreted as a multilinear operator  $\varphi(u_1, \dots, u_q)$ , we define the subordinate norm to be

$$(5) \quad \|\varphi\|_\circ = \max \{ \|\varphi(u, \dots, u)\| \mid \|u\|_2 = 1 \},$$

where  $\|\cdot\|_2$  is the standard Euclidean norm for vectors. We call this the subordinate norm because we have the inequality that

$$(6) \quad \|\varphi(u_1, \dots, u_q)\| \leq \|\varphi\|_\circ (\|u\|_2)^q$$

For two tensors  $\varphi, \nu \in \mathbb{R}^{r_1 \times \dots \times r_q}$ , we define their inner product  $\langle \varphi, \nu \rangle$  to be the usual dot product for the tensors interpreted as vectors.

*2.2. Variational Analysis.* Let  $\overline{\mathbb{R}} = [-\infty, \infty]$  denote the extended real line. We define  $\Gamma(\cdot, \mathcal{S}) : E \rightarrow \overline{\mathbb{R}}$  to be the indicator function

$$(7) \quad \Gamma(u, \mathcal{S}) = \begin{cases} 0, & \text{if } u \in \mathcal{S} \\ +\infty, & \text{otherwise} \end{cases}$$

where  $E$  is some Euclidean space that will be clear from the context.

The outer limit of the sequence of sets  $C_n$  is defined as

$$(8) \quad \limsup_n C_n = \{x : \exists n_k \text{ s.t. } x_{n_k} \rightarrow x \text{ with } x_{n_k} \in C_{n_k}\},$$

and the inner limit of the sequence of sets  $C_n$  is defined as

$$(9) \quad \liminf_n C_n = \{x : \exists x_n \rightarrow x \text{ with } x_n \in C_n\}.$$

The outer limit consists of all the cluster points of  $C_n$ , whereas the inner limit consists of all limit points of  $C_n$ . The limit of the sequence of sets  $C_n$  exists if the outer and inner limits are equal, and when it exists we use the notation that  $\lim_n C_n := \limsup_n C_n = \liminf_n C_n$ .

A sequence of extended-real-valued functions  $f_n : X \rightarrow \overline{\mathbb{R}}$  is said to epi-converge to  $f$  if at each  $x \in X$  we have

$$(10) \quad \begin{cases} \liminf_n f_n(x_n) \geq f(x) & \text{for every sequence } x_n \rightarrow x \\ \limsup_n f_n(x_n) \leq f(x) & \text{for some sequence } x_n \rightarrow x \end{cases}$$

Epi-convergence is so-named because it is equivalent to set convergence of the epigraphs of  $f_n$ , meaning that epi-convergence is equivalent to the condition  $\lim_n \{(x, \alpha) \in X \times \mathbb{R} : f_n(x) \leq \alpha\} = \{(x, \alpha) \in X \times \mathbb{R} : f(x) \leq \alpha\}$ . We use the notation  $\text{e-lim}_n f_n = f$  to denote epi-convergence relative to  $X$ .

A sequence of extended-real-valued functions  $f_n : X \rightarrow \overline{\mathbb{R}}$  is said to converge pointwise to  $f$  if at each  $x \in X$  we have that  $\lim_n f_n(x) = f(x)$ . We abbreviate pointwise convergence relative to  $X$  using the notation  $\lim_n f_n = f$ .

**2.3. Random Sets.** Let  $(\Omega, \mathfrak{F}, \mathbb{P})$  be a complete probability space, where  $\Omega$  is the sample space,  $\mathfrak{F}$  is the set of events, and  $\mathbb{P}$  is the probability measure. A map  $S : \Omega \rightarrow \mathcal{F}$  is a random set if  $\{\omega : S(\omega) \in \mathcal{X}\} \in \mathfrak{F}$  for each  $\mathcal{X}$  in the Borel  $\sigma$ -algebra on  $\mathcal{F}$  [48]. Like the usual convention for random variables, we notationally drop the argument for a random set.

When discussing stochastic convergence of random sets, we denote that a type of limit occurs almost surely by appending “as-” to the limit notation. For instance, notation  $\text{as-lim sup}_n C_n \subseteq C$  denotes  $\mathbb{P}(\limsup_n C_n \subseteq C) = 1$ , and notation  $\text{as-lim inf}_n C_n \supseteq C$  denotes  $\mathbb{P}(\liminf_n C_n \supseteq C) = 1$ .

**3. Fair Statistical Decision Problems.** We use the setting of statistical decision problems: Consider the random variables  $(X, Y, Z)$  that have a joint distribution  $\mathcal{P} \in \Omega$  where  $\Omega$  is some fixed family of distributions. The interpretation is that  $X$  gives descriptive information,  $Y$  has information about some target, and  $Z$  encodes protected information for which we would like to be fair against. We will not explicitly use  $Y$  in this paper, but we note that it is implicitly included within other terms that we discuss.

The goal is to construct a function  $\delta(\cdot, \cdot)$  called a *decision rule*, which provides a decision  $d = \delta(x, z)$ . To evaluate the quality of a decision rule  $\delta$ , we define a *risk function*  $R(\delta)$ . (Though it is conventional to define the risk as  $R(\mathcal{P}, \delta)$ , we assume without loss of generality that the risk is of the form  $R(\delta)$  because when the risk is  $R(\mathcal{P}, \delta)$  then the proper choice of  $R(\delta)$  recovers the Bayes  $R(\delta) = \mathbb{E}_{\mathcal{P}} R(\mathcal{P}, \delta)$  and minimax  $R(\delta) = \max_{\mathcal{P} \in \Omega} R(\mathcal{P}, \delta)$  procedures.) In this setup, an optimal decision rule is taken to be any function from  $\arg \min_{\delta(\cdot, \cdot)} R(\delta)$ . However, we can define a related optimization problem that chooses an optimal fair decision rule by solving

$$(11) \quad \delta^*(x, z) \in \arg \min_{\delta(\cdot, \cdot)} \{R(\delta) \mid \delta(X, Z) \perp\!\!\!\perp Z\},$$

where the notation  $\delta(X, Z) \perp\!\!\!\perp Z$  indicates independence of  $\delta(X, Z)$  and  $Z$ .

The above abstract setup is useful because it allows us to reason about fairness for a wide class of problems using a single theoretical framework. This is demonstrated by the following (which is the first to our knowledge) example of a procedure for performing fair hypothesis testing:



EXAMPLE 1. Consider a hypothesis testing setup where the null hypothesis is  $H_0 : \mathbb{E}(\Xi) = 0$  for the underlying distribution

$$(12) \quad \begin{bmatrix} \Xi \\ \Psi \end{bmatrix} \sim \mathcal{N} \left( \begin{bmatrix} 0 \\ 0 \end{bmatrix}, \begin{bmatrix} 1 & \rho \\ \rho & 1 \end{bmatrix} \right).$$

Suppose  $X = (\Xi_1, \dots, \Xi_n)$  and  $Z = (\Psi_1, \dots, \Psi_n)$  consist of i.i.d. samples. Let  $d_0$  be the decision to accept the null, and let  $d_1$  be the decision to reject the null. The traditional hypothesis test with a significance level of  $\alpha$  corresponds to a decision rule  $\delta$  that minimizes the risk function

$$(13) \quad R(\delta) = \mathbb{P}_{H_1}(\delta = d_0) + \Gamma(\mathbb{P}_{H_0}(\delta = d_1) - \alpha, \mathbb{R}_{\leq 0}),$$

where  $H_1 = \{\mathcal{P} \in \Omega : \mathcal{P} \neq H_0\}$  [40]. An optimal decision rule for this risk is

$$(14) \quad \delta^*(X) = \begin{cases} d_0, & \text{if } p \geq \alpha \\ d_1, & \text{if } p < \alpha \end{cases}$$

where  $p$  is a  $p$ -value [40]. An optimal decision rule that depends only upon  $X$  corresponds to the use of a traditional  $p$ -value

$$(15) \quad p = 2\Phi \left( -\sqrt{n} \left| \frac{1}{n} \sum_{i=1}^n \Xi_i \right| \right),$$

with  $\Phi(\cdot)$  being the standard normal cdf. Using the above framework, we can also compute an optimal *fair* decision rule for this risk. This corresponds to

$$(16) \quad p = 2\Phi \left( -\sqrt{\frac{n}{1-\rho^2}} \left| \frac{1}{n} \sum_{i=1}^n (\Xi_i - \rho\Psi_i) \right| \right),$$

which we can interpret as a *fair*  $p$ -value. An interesting observation about this setup is that using (16) results in a test with greater *power* than using (15). This is interesting because it shows that imposing fairness constraints can lead to better statistical procedures in certain contexts.

In many statistical contexts,  $\Omega$  is singleton but unknown. We then instead choose the decision rule using a sample  $(X_i, Y_i, Z_i)$  for  $i = 1, \dots, n$ , which is i.i.d. from the distribution  $\mathcal{P}$ . Towards this aim, we approximate the risk function  $R(\delta)$  using an (random) approximate risk function  $R_n(\delta)$  that depends upon the sample. However, computing a sample-based fair decision rule is not obvious because a statistically well-behaved, sample-based analog of the constraint  $\delta(X, Z) \perp\!\!\!\perp Z$  from (11) has not been previously studied.

**4. Fair Optimization Hierarchy.** We next propose a framework for computing a fair decision rule by solving a sample-based analog of (11). We first describe our assumptions about the statistical and numerical properties of the problem. Next we present our framework and provide some intuition to justify the structure of our formulation. We conclude by discussing some of the favorable computational properties of our framework.

4.1. *Assumptions.* We first make some assumptions about our decision rule and random variables:

ASSUMPTION 1. The decision rule belongs to a parametric polynomial family and can be written as

$$(17) \quad \delta(x, z) = B \cdot \omega(x, z),$$

where  $B \in \mathcal{B}$  is a matrix,  $\mathcal{B} \subset \mathbb{R}^{d \times p}$  is a compact set, and  $\omega(x, z) \in \mathbb{R}^p$  is a vector of monomials of the entries of the vectors  $x, z$ . More precisely,  $B$  parametrizes the decision rule  $\delta(x, z)$ , and the function  $\omega(x, z)$  is assumed to be known and fixed by our design such as through feature engineering. We define the random variable  $\Omega = \omega(X, Z)$ , so that  $\delta(X, Z) = B\Omega$ .

REMARK 1. In some settings, it may be desirable to have the fair decision rule depend upon only  $X$  and not  $Z$ . The above includes this case by noting  $\omega(x, z)$  is free to be chosen to include only monomials of the entries of  $x$ .

ASSUMPTION 2. The entries of the random variables  $X, Z$  are almost surely bounded by  $\alpha \geq 1$ . Moreover, the maximal monomial degree of entries in  $\omega(x, z)$  is  $\rho \geq 0$ , and the random variable  $Z$  has dimensions  $Z \in \mathbb{R}^r$ .

ASSUMPTION 3. Recall  $B \in \mathcal{B}$  is a matrix that parametrizes the decision rule, for compact  $\mathcal{B} \subset \mathbb{R}^{d \times p}$ . We assume  $\mathcal{B} \subseteq \{B \in \mathbb{R}^{d \times p} : \|W(B)\|_2 \leq \sqrt{\lambda}\}$ .

Our next assumption is about statistical properties of the approximate risk function. Since our primary interest in this paper is studying independence constraints, we directly make assumptions about the convergence of the approximate risk function. Showing that such convergence holds typically involves a separate statistical analysis specific to the problem at hand.

ASSUMPTION 4. Note the function  $R_n(B \cdot \omega(x, z))$  is the approximate risk function composed with the parametric decision rule in Assumption 1. We assume that this function can be written in the form

$$(18) \quad h_n(B) := R_n(B \cdot \omega(x, z)) = f_n(B) + \Gamma(g_n(B), \{\mathbb{R}_{\leq 0}\}^n),$$

where  $f_n : \mathbb{R}^{d \times p} \rightarrow \mathbb{R}$  and  $g_n : \mathbb{R}^{d \times p} \rightarrow \mathbb{R}^\eta$ . Moreover, define the notation  $h(B) = R(B \cdot \omega(x, z))$ . We assume  $\text{as-e-lim } h_n = \text{as-lim } h_n = h$  relative to  $\mathcal{B}$ .

REMARK 2. We should interpret the notation of (18) as simultaneously specifying an objective function  $f_n(B)$  and a set of constraints  $g_n(B) \leq 0$ .

REMARK 3. This convergence assumption may look unfamiliar, but we note that it is weaker than the convergence results that are usually shown when proving consistency of estimators. In particular, almost sure uniform convergence of  $h_n$  to  $h$  implies the above assumption.

The first four assumptions are primarily related to statistical properties, though the polynomial structure of the decision rule is also related to numerical computation. Our last assumption is about the mathematical structure of the approximate risk function, and it is related to numerical computation.

ASSUMPTION 5. In the notation of Assumption 4, we assume that the functions  $f_n : \mathbb{R}^{d \times p} \rightarrow \mathbb{R}$  and  $g_n : \mathbb{R}^{d \times p} \rightarrow \mathbb{R}^\eta$  are polynomials on the set  $\mathcal{B}$ . We also assume that  $h$  is a lower semicontinuous function on the set  $\mathcal{B}$ .

REMARK 4. The polynomial assumption is not restrictive because the celebrated Stone-Weierstrass theorem shows that if  $f_n$  and  $g_n$  are continuous then they can be approximated to arbitrary accuracy by polynomials, since the domain of the optimization problem is within a compact set  $\mathcal{B}$ .

4.2. *Formulation.* We are now ready to present our framework. Given the above assumptions, we study use of the following sample-based optimal fair decision rule: The level- $(\mathfrak{g}, \mathfrak{h})$  fair optimization (FO) is

$$(19) \quad \begin{aligned} & \min_{B \in \mathcal{B}} R_n(B \cdot \omega(x, z)) \\ & \text{s.t. } \|\mathbb{E}_n(Z^{\otimes m}(B\Omega)^{\otimes q}) - \mathbb{E}_n(Z^{\otimes m}) \otimes \mathbb{E}_n((B\Omega)^{\otimes q})\| \leq \Delta_{m,q}, \\ & \text{for } (m, q) \in [\mathfrak{g}] \times [\mathfrak{h}]. \end{aligned}$$

We will study the constraints of the above problem and show that they are statistically well-behaved analogs of the independence constraint in (11).

Our first result provides intuition about the constraints in the FO optimization problem (19). This result generalizes Kac's theorem [8, 35], which characterizes independence of random variables using moment conditions, to the setting of random vectors. This generalization is novel to the best of our knowledge, and so we include its proof below for the sake of completeness.

**THEOREM 1.** *Suppose the multivariate random variables  $U \in \mathbb{R}^p$  and  $V \in \mathbb{R}^d$  are bounded. Then  $U$  and  $V$  are independent if and only if*

$$(20) \quad \mathbb{E}(U^{\otimes m} V^{\otimes q}) = \mathbb{E}(U^{\otimes m}) \otimes \mathbb{E}(V^{\otimes q}) \text{ for } m, q \geq 1.$$

**PROOF.** Let the functions  $M_U(s) = \mathbb{E} \exp(\langle s, U \rangle)$ ,  $M_V(t) = \mathbb{E} \exp(\langle t, V \rangle)$ , and  $M_{(U,V)}(s, t) = \mathbb{E}(\exp(\langle s, U \rangle + \langle t, V \rangle))$  be the moment generating functions for  $U$ ,  $V$ , and  $(U, V)$ , respectively. Observe these are defined for all  $s, t$  since  $U, V$  are bounded. Our proof begins with the well-known characterization of independence using moment generating functions, that is  $U$  and  $V$  are independent if and only if  $M_{(U,V)}(s, t) = M_U(s)M_V(t)$ . In particular, if (20) holds then we have

$$(21) \quad \begin{aligned} M_{(U,V)}(s, t) &= \sum_{m=1}^{\infty} \sum_{q=1}^{\infty} \frac{\mathbb{E}(\langle s, U \rangle^m \langle t, V \rangle^q)}{m! \cdot q!} \\ &= \sum_{m=1}^{\infty} \sum_{q=1}^{\infty} \frac{\langle \mathbb{E}(U^{\otimes m} V^{\otimes q}), s^{\otimes m} t^{\otimes q} \rangle}{m! \cdot q!} \\ &= \sum_{m=1}^{\infty} \sum_{q=1}^{\infty} \frac{\langle \mathbb{E}(U^{\otimes m}) \otimes \mathbb{E}(V^{\otimes q}), s^{\otimes m} t^{\otimes q} \rangle}{m! \cdot q!} \\ &= \sum_{m=1}^{\infty} \sum_{q=1}^{\infty} \frac{\langle \mathbb{E}(U^{\otimes m}), s^{\otimes m} \rangle \cdot \langle \mathbb{E}(V^{\otimes q}), t^{\otimes q} \rangle}{m! \cdot q!} \\ &= \sum_{m=1}^{\infty} \sum_{q=1}^{\infty} \frac{\mathbb{E}(\langle s, U \rangle^m) \cdot \mathbb{E}(\langle t, V \rangle^q)}{m! \cdot q!} \\ &= \sum_{m=1}^{\infty} \frac{\mathbb{E}(\langle s, U \rangle^m)}{m!} \cdot \sum_{q=1}^{\infty} \frac{\mathbb{E}(\langle t, V \rangle^q)}{q!} = M_U(s)M_V(t) \end{aligned}$$

This proves the reverse direction. To prove the forward direction, we note it follows immediately by applying componentwise the standard result that if  $U$  and  $V$  are independent and bounded, then  $\mathbb{E}(g(U)h(V)) = \mathbb{E}(g(U)) \cdot \mathbb{E}(h(V))$  for any continuous functions  $g : \mathbb{R}^p \rightarrow \mathbb{R}$  and  $h : \mathbb{R}^d \rightarrow \mathbb{R}$ .  $\square$

The above multivariate generalization of Kac's theorem allows us to interpret the constraints of the FO problem (19). We can interpret the constraints as a finite number ( $\mathfrak{g} \cdot \mathfrak{h}$  many, for a level- $(\mathfrak{g}, \mathfrak{h})$  FO problem) of sample-based analogs of the corresponding moment conditions for independence (20).

**4.3. Computational Properties.** We next discuss some favorable computational properties of the FO problem (19). A key advantage of our frame-

work is that the constraints are polynomials, and so we can leverage significant numerical and theoretical advances in order to solve such problems.

**THEOREM 2** (Theorem 5.6 and 5.7 of [39]). *If Assumptions 1–5 hold, then the level- $(\mathbf{g}, \mathbf{h})$  FO problem (19) can be solved to any desired accuracy by solving a convex optimization problem that can be explicitly constructed.*

**REMARK 5.** Though the convex optimization problems resulting from the explicit construction of [39] are often large, these resulting optimization problems can be numerically solved for many interesting instances [44, 79].

We can say more about the FO problem for specific levels of the hierarchy, and we omit the proofs since they follow from the definition of the constraint:

**PROPOSITION 1.** *The constraints in the FO problem (19) for  $q = 1$  can be written as the following linear inequality constraints:*

$$(22) \quad \begin{aligned} B\left(\frac{1}{n} \sum_{i=1}^n \Omega_i \otimes (Z_i)^{\otimes m} - \frac{1}{n} \sum_{i=1}^n \Omega_i \otimes \frac{1}{n} \sum_{i=1}^n (Z_i)^{\otimes m}\right) &\leq \Delta_{m,1} \\ -B\left(\frac{1}{n} \sum_{i=1}^n \Omega_i \otimes (Z_i)^{\otimes m} - \frac{1}{n} \sum_{i=1}^n \Omega_i \otimes \frac{1}{n} \sum_{i=1}^n (Z_i)^{\otimes m}\right) &\leq \Delta_{m,1} \end{aligned}$$

where the inequality should be interpreted as being elementwise of the left (which is a tensor) with respect to the scalar  $\Delta_{m,1}$  on the right.

This results says constraints with  $q = 1$  are always convex. This means that the FO problem (19) with  $\mathbf{h} = 1$  is a convex optimization problem whenever  $R_n$  is convex in  $B$ . Such convexity of  $R_n$  occurs in many interesting problems, including linear regression and support vector machines.

**PROPOSITION 2.** *The constraints in the FO problem (19) for  $q = 2$  are a set of inequalities that each involve a difference of two quadratic functions.*

This results says constraints with  $q = 2$  are always a difference of convex functions. This means that stationary points of the FO problem (19) with  $\mathbf{h} = 2$  can be found using the effective constrained convex-concave procedure [65, 71, 75] whenever  $R_n$  is convex in  $B$ . Recall that  $R_n$  is convex in many interesting problems like linear regression and support vector machines.

**PROPOSITION 3.** *If  $Z$  is a binary random variable, which is coded as either  $Z \in \{0, 1\}$  or  $Z \in \{\pm 1\}$ , then the constraints in the FO problem (19) for  $m \geq 2$  are redundant with the corresponding constraint for  $m = 1$ .*

This result says that when  $Z$  is binary, then the hierarchy simplifies and we only need to consider applying the level-(1,  $\mathfrak{h}$ ) FO problems. We will use this simplification when conducting numerical experiments in Section 7.

**5. Statistical Consistency of FO Hierarchy.** We prove in this section that the sample-based constraints of the FO problem (19) are in fact statistically well-behaved analogs of the independence constraint in (11).

5.1. *Concentration of Tensor Moment Estimates.* We begin by defining several multilinear operators. We define the empirical operators

$$(23) \quad \begin{aligned} \widehat{\varphi}_{m,q}(B_1, \dots, B_q) &= \mathbb{E}_n(Z^{\otimes m} \otimes_{k=1}^q (B_k \Omega)) \\ \widehat{\nu}_{m,q}(B_1, \dots, B_q) &= \mathbb{E}_n(Z^{\otimes m}) \otimes \mathbb{E}_n(\otimes_{k=1}^q (B_i \Omega)) \end{aligned}$$

and the expected operators

$$(24) \quad \begin{aligned} \varphi_{m,q}(B_1, \dots, B_q) &= \mathbb{E}(Z^{\otimes m} \otimes_{k=1}^q (B_k \Omega)) \\ \nu_{m,q}(B_1, \dots, B_q) &= \mathbb{E}(Z^{\otimes m}) \otimes \mathbb{E}(\otimes_{k=1}^q (B_i \Omega)) \end{aligned}$$

As a slight simplification of notation, when the argument of these multilinear operators is  $(B)$  we take that to mean the argument is  $(B, \dots, B)$ . We can thus identify these operators with terms in the FO problem (19): The  $\widehat{\varphi}_{m,q}(B)$  and  $\widehat{\nu}_{m,q}(B)$  are precisely the terms appearing in the constraints.

PROPOSITION 4. *If Assumptions 1 and 2 hold, then we have*

$$(25) \quad \mathbb{P}(\|\widehat{\varphi}_{m,q} - \varphi_{m,q}\|_{\circ} > \mathcal{R}_{m,q}[n] + \gamma) \leq 2 \exp\left(-\frac{n\gamma^2}{64p^q \alpha^{2m+2pq}}\right)$$

for  $\mathcal{R}_{m,q}[n] = 8\alpha^{m+pq} p^{q/2} \sqrt{\frac{dp \log(1+4q) + m \log r + q \log d}{n}}$ .

PROOF. We use a chaining argument. Suppose  $\{t_i\}_{i=1}^N$  is a  $\frac{1}{2q}$  covering of  $\mathbb{S}^{dp-1}$ , and note  $N \leq (1+4q)^{dp}$  by the volume ratio bound. We define the matrix  $T_i = M(t_i) \in \mathbb{R}^{d \times p}$ , and let

$$(26) \quad \Phi(B_1, \dots, B_q) = \widehat{\varphi}_{m,q}(B_1, \dots, B_q) - \varphi_{m,q}(B_1, \dots, B_q).$$

Observe that we have the telescoping sum

$$(27) \quad \Phi(B) = \Phi(T_i) + \sum_{k=1}^q \Phi(\overbrace{B, \dots, B}^{q-k}, B - T_i, \overbrace{T_i, \dots, T_i}^{k-1}).$$

But by definition of the tensor norm  $\|\cdot\|$  we have

$$(28) \quad \|\Phi(B)\| = \max_{u_k, v_k} \left| \langle \Phi(B), \otimes_{k=1}^m u_k \otimes_{k=1}^q v_k \rangle \right|$$

for  $u_k \in E_r, v_k \in E_d$ ; where  $E_d = \{x \in \{0, 1\}^d : \|x\|_1 = 1\}$ . So if we have  $\|W(B - T_i)\|_2 \leq \delta$  (where  $\|\cdot\|_2$  is the standard  $\ell_2$  Euclidean norm for vectors), then it holds that

$$(29) \quad \|\Phi\|_\circ \leq 2 \max_{i, u_k, v_k} \left| \langle \Phi(T_i), \bigotimes_{k=1}^m u_k \bigotimes_{k=1}^q v_k \rangle \right|$$

for  $i \in [N], u_k \in E_r, v_k \in E_d$ . Next consider any  $\lambda \in \mathbb{R}$ , and observe that

$$(30) \quad \begin{aligned} \mathbb{E} \exp(\lambda \|\Phi\|_\circ) &\leq \mathbb{E} \exp\left(2\lambda \max_{i, u_k, v_k} \left| \langle \Phi(T_i), \bigotimes_{k=1}^m u_k \bigotimes_{k=1}^q v_k \rangle \right| \right) \\ &\leq 2Nr^m d^q \max_{i, u_k, v_k} \mathbb{E} \exp\left(2\lambda \langle \Phi(T_i), \bigotimes_{k=1}^m u_k \bigotimes_{k=1}^q v_k \rangle \right) \end{aligned}$$

We seek to bound the term on the right-hand side. Towards this end, note  $\|B\Omega_i\| \leq \sqrt{p}\|W(B)\|_2\|\Omega_i\| \leq \sqrt{p}\alpha^\rho$  by the Cauchy-Schwarz inequality and Assumption 2. This means that for  $S_i = \langle Z^{\otimes m}(T_i\Omega)^{\otimes q}, \bigotimes_{k=1}^m u_k \bigotimes_{k=1}^q v_k \rangle$  we have  $|S_i| \leq \alpha^{m+\rho q} p^{q/2}$ . Next observe that

$$(31) \quad \begin{aligned} \mathbb{E} \exp\left(2\lambda \langle \Phi(T_i), \bigotimes_{k=1}^m u_k \bigotimes_{k=1}^q v_k \rangle\right) &\leq \left(\mathbb{E} \exp\left(\frac{4\epsilon\lambda S_i}{n}\right)\right)^n \\ &= \left(\mathbb{E} \sum_{k=0}^{\infty} \frac{1}{k!} \left(\frac{4\epsilon\lambda S_i}{n}\right)^k\right)^n \\ &= \left(\mathbb{E} \sum_{k=0}^{\infty} \frac{1}{(2k)!} \left(\frac{4\lambda S_i}{n}\right)^{2k}\right)^n \\ &\leq \left(\sum_{k=0}^{\infty} \frac{1}{k!} \left(\frac{16\lambda^2 p^q \alpha^{2m+2\rho q}}{n^2}\right)^k\right)^n \\ &= \exp\left(\frac{16\lambda^2 p^q \alpha^{2m+2\rho q}}{n}\right) \end{aligned}$$

where the first line follows by the symmetrization step (i.e., Jensen's inequality, followed by multiplication with i.i.d. Rademacher random variables  $\epsilon$  having distribution such that  $\mathbb{P}(\epsilon = \pm 1) = \frac{1}{2}$ , and concluded by using the triangle inequality), the third line follows since  $\epsilon$  is a symmetric random variable, and the fourth line follows by replacing  $(2k)!$  with  $k!$  and substituting the absolute bound on  $|S_i|$ . Combining the above with (30) gives

$$(32) \quad \mathbb{E} \exp(\lambda \|\Phi\|_\circ) \leq 2(1 + 4q)^{dp} r^m d^q \exp\left(\frac{16\lambda^2 p^q \alpha^{2m+2\rho q}}{n}\right).$$

Using the Chernoff bound gives

$$(33) \quad \begin{aligned} \mathbb{P}(\|\Phi\|_\circ > t) &\leq 2(1 + 4q)^{dp} r^m d^q \inf_{\lambda \in \mathbb{R}} \exp\left(\frac{16\lambda^2 p^q \alpha^{2m+2\rho q}}{n} - \lambda t\right) \\ &= 2(1 + 4q)^{dp} r^m d^q \exp\left(-\frac{nt^2}{64p^q \alpha^{2m+2\rho q}}\right) \end{aligned}$$

The result now follows by choosing

$$(34) \quad t = \sqrt{\frac{64p^q \alpha^{2m+2\rho q}}{n} (dp \log(1 + 4q) + m \log r + q \log d) + \gamma^2}$$

and accordingly simplifying the resulting expression.  $\square$

REMARK 6. Though a similar proof was used in [72] for random matrices and in [69] for random tensors, we use a stronger chaining argument that is adapted to our setup and results in a faster convergence rate for the concentration. Use of the chaining approach from [69, 72] would result in a  $qd$  term instead of the  $q \log d$  term that we achieve. We also achieve better constants than [72] by more carefully bounding our moment series expansion.

PROPOSITION 5. *If Assumptions 1 and 2 hold, then we have*

$$(35) \quad \mathbb{P}(\|\widehat{\nu}_{m,q} - \nu_{m,q}\|_{\circ} > 2\mathcal{R}_{m,q}[n] + 2\gamma) \leq 4 \exp\left(-\frac{n\gamma^2}{64p^q\alpha^{2m+2\rho q}}\right).$$

$$\text{for } \mathcal{R}_{m,q}[n] = 8\alpha^{m+\rho q}p^{q/2}\sqrt{\frac{dp \log(1+4q)+m \log r+q \log d}{n}}.$$

PROOF. We cannot prove the result directly as in Proposition 4 because  $\mathbb{E}\widehat{\nu}_{m,q}(B) \neq \nu_{m,q}(B)$ , whereas the proof of Proposition 4 used the fact that  $\mathbb{E}\widehat{\varphi}_{m,q}(B) = \varphi_{m,q}(B)$  in the symmetrization step of (31). We instead have to use an indirect approach to prove this result. We begin by noting  $\widehat{\varphi}_{m,0}(B) = \mathbb{E}_n(Z^{\otimes m})$ ,  $\varphi_{m,0}(B) = \mathbb{E}(Z^{\otimes m})$ ,  $\widehat{\varphi}_{0,q}(B) = \mathbb{E}_n((B\Omega)^{\otimes q})$ , and  $\varphi_{0,q}(B) = \mathbb{E}((B\Omega)^{\otimes q})$ . We have that  $\|B\Omega_i\| \leq \sqrt{p}\|W(B)\|_2\|\Omega_i\| \leq \sqrt{p}\alpha^{\rho}$  by the Cauchy-Schwarz inequality and Assumption 2. This means that  $\|\widehat{\varphi}_{m,0}\|_{\circ} \leq \alpha^m$  and  $\|\varphi_{0,q}\|_{\circ} \leq \alpha^{\rho q}p^{q/2}$ . Now consider

$$(36) \quad \begin{aligned} \|\widehat{\nu}_{m,q} - \nu_{m,q}\|_{\circ} &= \|\widehat{\varphi}_{m,0} \otimes \widehat{\varphi}_{0,q} - \varphi_{m,0} \otimes \varphi_{0,q}\|_{\circ} \\ &\leq \|\widehat{\varphi}_{m,0}\|_{\circ} \cdot \|\widehat{\varphi}_{0,q} - \varphi_{0,q}\|_{\circ} + \|\varphi_{0,q}\|_{\circ} \cdot \|\widehat{\varphi}_{m,0} - \varphi_{m,0}\|_{\circ} \\ &\leq \alpha^m \|\widehat{\varphi}_{0,q} - \varphi_{0,q}\|_{\circ} + \alpha^{\rho q}p^{q/2} \|\widehat{\varphi}_{m,0} - \varphi_{m,0}\|_{\circ} \end{aligned}$$

Then the union bound implies

$$(37) \quad \begin{aligned} \mathbb{P}(\|\widehat{\nu}_{m,q} - \nu_{m,q}\|_{\circ} \leq 2\mathcal{R}_{m,q}[n] + 2\gamma) &\leq \\ &1 - \mathbb{P}(\alpha^m \|\widehat{\varphi}_{0,q} - \varphi_{0,q}\|_{\circ} > \mathcal{R}_{m,q}[n] + \gamma) + \\ &\quad - \mathbb{P}(\alpha^{\rho q}p^{q/2} \|\widehat{\varphi}_{m,0} - \varphi_{m,0}\|_{\circ} > \mathcal{R}_{m,q}[n] + \gamma) \end{aligned}$$

for  $\mathcal{R}_{m,q}[n] = 8\alpha^{m+\rho q}p^{q/2}\sqrt{\frac{dp \log(1+4q)+m \log r+q \log d}{n}}$ , which upon using (25) from Proposition 4 gives (35), which is the desired result.  $\square$

5.2. *Feasible Set Consistency.* We are now in a position to study the constraints of the FO problem (19). Towards this goal, we first define

$$(38) \quad \mathcal{S} = \{B \in \mathcal{B} : B\Omega \perp\!\!\!\perp Z\}.$$



This is the feasible set of (11), which chooses an optimal fair decision rule when the underlying distributions are exactly known, for a decision rule that satisfies Assumption 1. We next define the family of random sets

$$(39) \quad \widehat{\mathcal{S}}_{\mathfrak{g},\mathfrak{h}} = \{B \in \mathcal{B} : \|\widehat{\varphi}_{m,q}(B) - \widehat{\nu}_{m,q}(B)\| \leq \Delta_{m,q}, \text{ for } (m, q) \in [\mathfrak{g}] \times [\mathfrak{h}]\}.$$

This is simply the feasible set of the level- $(\mathfrak{g}, \mathfrak{h})$  FO problem (19).

PROPOSITION 6. *The sets  $\mathcal{S}$  and  $\widehat{\mathcal{S}}_{\mathfrak{g},\mathfrak{h}}$  are closed, under Assumption 1.*

PROOF. We first prove the result for  $\mathcal{S}$ . Consider any convergent sequence  $B_k \in \mathbb{R}^{d \times p}$  with  $B_k \in \mathcal{S}$  and  $\lim_k B_k = B_0$ . Theorem 1 says for all  $k$  we have

$$(40) \quad \varphi_{m,q}(B_k) = \nu_{m,q}(B_k), \text{ for } m, q \geq 1.$$

But the  $\varphi$  and  $\nu$  are continuous since they are multilinear operators on Euclidean space. This means  $\lim_k \varphi_{m,q}(B_k) = \varphi_{m,q}(B_0)$  and  $\lim_k \nu_{m,q}(B_k) = \nu_{m,q}(B_0)$  for  $m, q \geq 1$ . As a result we have

$$(41) \quad \varphi_{m,q}(B_0) = \nu_{m,q}(B_0), \text{ for } m, q \geq 1,$$

which by Theorem 1 implies  $B_0 \in \mathcal{S}$ . This proves that  $\mathcal{S}$  is closed.

The proof for  $\widehat{\mathcal{S}}_{\mathfrak{g},\mathfrak{h}}$  is a simple modification of the above argument. Consider any convergent sequence  $B_k \in \mathbb{R}^{d \times p}$  with  $B_k \in \widehat{\mathcal{S}}_{\mathfrak{g},\mathfrak{h}}$  and  $\lim_k B_k = B_0$ . By definition of  $\widehat{\mathcal{S}}_{\mathfrak{g},\mathfrak{h}}$  we have for all  $k$  that

$$(42) \quad \|\widehat{\varphi}_{m,q}(B_k) - \widehat{\nu}_{m,q}(B_k)\| \leq \Delta_{m,q}, \text{ for } (m, q) \in [\mathfrak{g}] \times [\mathfrak{h}].$$

But the  $\widehat{\varphi}$  and  $\widehat{\nu}$  are continuous since they are multilinear operators on Euclidean space, and so the normed function  $\|\widehat{\varphi}_{m,q}(B) - \widehat{\nu}_{m,q}(B)\|$  is also continuous. As a result we have

$$(43) \quad \|\widehat{\varphi}_{m,q}(B_0) - \widehat{\nu}_{m,q}(B_0)\| = \lim_k \|\widehat{\varphi}_{m,q}(B_k) - \widehat{\nu}_{m,q}(B_k)\| \leq \Delta_{m,q},$$

for  $m, q \geq 1$ .

This means  $B_0 \in \widehat{\mathcal{S}}_{\mathfrak{g},\mathfrak{h}}$  by definition. This proves that  $\widehat{\mathcal{S}}_{\mathfrak{g},\mathfrak{h}}$  is closed.  $\square$

The sequence of random sets  $\widehat{\mathcal{S}}_{\mathfrak{g},\mathfrak{h}}$  is technically difficult to study because each random set is defined by the intersection of many random constraint inequalities, with the number of these random constraints increasing towards infinity. There is a more subtle technical difficulty that needs to be addressed. The issue is that when intersecting a sequence of sets, the intersection of

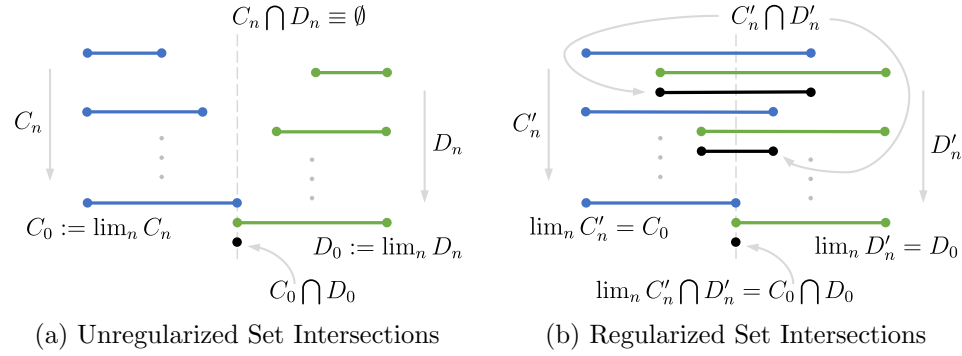


Fig 1: The left shows how the intersection of a sequence of sets may not converge to the intersection of the limiting sets. The right shows how regularization of the sequence of sets can help to ensure that the intersection of the regularized sets converges to the intersection of the limiting sets.

the sequence terms generally does not converge to the intersection of the limiting sets [2, 47]. The next example demonstrates this phenomenon in a deterministic setting, and it provides some insight into how the situation can be addressed through a carefully designed regularization approach.

EXAMPLE 2. Fig. 1 provides a visualization of this example. Let us first define  $C_n = [-1, -\frac{1}{n}]$  and  $D_n = [\frac{1}{n}, 1]$ , which each specify a deterministic sequence of compact sets. Then we have that  $\lim_n C_n = [-1, 0] =: C_0$  and that  $\lim_n D_n = [0, 1] =: D_0$ . However, note that  $C_n \cap D_n = \emptyset$ . This means  $\lim_n C_n \cap D_n = \emptyset \neq C_0 \cap D_0 = \{0\}$ . Now suppose we carefully regularize these sequences of sets. Specifically consider the regularized sequence of deterministic, compact sets  $C'_n = [-1, -\frac{1}{n} + \Delta_n]$  and  $D'_n = [\frac{1}{n} - \Delta_n, 1]$  for  $\Delta_n = \frac{2}{n}$ , where we think of the  $\Delta_n$  as regularizing by inflating the sets. Clearly this choice of regularization goes to zero since  $\lim_n \Delta_n = 0$ . More importantly, we now have  $C'_n \cap D'_n = [-\frac{1}{n}, \frac{1}{n}]$ . This means we have  $\lim_n C'_n = C_0$  and  $\lim_n D'_n = D_0$  with  $\lim_n C'_n \cap D'_n = \{0\} = C_0 \cap D_0$ .

The above example was deterministic, and it may not initially be clear whether such behavior is an issue for our random setting. The next example demonstrates a situation where this non-convergence occurs for  $\widehat{\mathcal{S}}_{g,h}$ .

EXAMPLE 3. Consider a setting where  $B \in \mathbb{R}$  and the distributions are  $X \sim \text{Ber}(x)$  and  $Z \sim \text{Ber}(z)$  with  $X \perp\!\!\!\perp Z$ . We assume that  $x \in (0, 1)$  and  $z \in (0, 1)$  to prevent degeneracies in this example. In this setup  $\mathcal{S} = \mathcal{B}$ . Now

observe that  $(Z_i)^m = Z_i$  and  $(X_i)^q = X_i$  for  $(m, q) \geq 1$  since  $X_i, Z_i \in \{0, 1\}$ . This means the  $(m, q) \geq 1$  constraints in  $\widehat{\mathcal{S}}_{\mathfrak{g}, \mathfrak{h}}$  for  $\Delta_{m, q} = 0$  are

$$(44) \quad \left| \left( \frac{1}{n} \sum_{i=1}^n (Z_i)^m (X_i)^q - \frac{1}{n} \sum_{i=1}^n (Z_i)^q \cdot \frac{1}{n} \sum_{i=1}^n (X_i)^q \right) B^q \right| = \left| \left( \frac{1}{n} \sum_{i=1}^n Z_i X_i - \frac{1}{n} \sum_{i=1}^n Z_i \cdot \frac{1}{n} \sum_{i=1}^n X_i \right) B^q \right| = 0.$$

This means  $\widehat{\mathcal{S}}_{\mathfrak{g}, \mathfrak{h}} = \mathcal{B}$  whenever  $\mathcal{E}_n = \left\{ \frac{1}{n} \sum_{i=1}^n Z_i X_i = \frac{1}{n} \sum_{i=1}^n Z_i \cdot \frac{1}{n} \sum_{i=1}^n X_i \right\}$  occurs, and that  $\widehat{\mathcal{S}}_{\mathfrak{g}, \mathfrak{h}} = \emptyset$  otherwise. And so trivially by the definition of  $\widehat{\mathcal{S}}_{\mathfrak{g}, \mathfrak{h}}$  we have  $\text{as-lim sup}_n \widehat{\mathcal{S}}_{\mathfrak{g}, \mathfrak{h}} \subseteq \mathcal{B}$ . If we recall the classical setting of a  $2 \times 2$  contingency table, this event  $\mathcal{E}_n$  is equivalent to having exact equality between a marginal and cross-term in the contingency table. As a result, we consider a test statistic inspired by the Pearson test for independence

$$(45) \quad T_n = n \cdot \left( \mathbb{E}_n(ZX) - \mathbb{E}_n(Z)\mathbb{E}_n(X) \right)^2.$$

Clearly by its definition, we have that  $T_n = 0$  if and only if  $\mathcal{E}_n$  holds. Also, a straightforward calculation gives

$$(46) \quad \mathbb{E}(T_n) = \binom{n-1}{n} (zx)(1 - z - x - zx).$$

Note that  $\mathbb{E}(T_n) > 0$  since we assumed  $x, z \in (0, 1)$ , and note that  $\mathbb{E}(T_n)$  is monotonically increasing towards  $\lim_n \mathbb{E}(T_n) = (zx)(1 - z - x - zx) > 0$ . Now using McDiarmid's inequality we get for any  $t > 0$  that

$$(47) \quad \mathbb{P}(\mathcal{E}_n) \leq \mathbb{P}(T_n \leq \mathbb{E}(T_n) - t) \leq \exp(-nt^2/8).$$

Choosing  $t = (zx)(1 - z - x - zx)/2$ , the Borel-Cantelli lemma implies  $\mathcal{E}_n$  cannot occur infinitely often. Hence we must have  $\text{as-lim inf}_n \widehat{\mathcal{S}}_{\mathfrak{g}, \mathfrak{h}} = \emptyset \not\subseteq \mathcal{S}$ .

Example 2 provides the key intuition for how potential non-convergence of  $\widehat{\mathcal{S}}_{\mathfrak{g}, \mathfrak{h}}$ , as demonstrated in Example 3, can be resolved. If we can regularize the sets  $\widehat{\mathcal{S}}_{\mathfrak{g}, \mathfrak{h}}$  by sufficiently inflating them in such a way that the amount of inflation decreases with  $n$ , then we may be able to ensure the almost sure stochastic convergence of  $\widehat{\mathcal{S}}_{\mathfrak{g}, \mathfrak{h}}$  to  $\mathcal{S}$ . In fact, the notation of Example 2 was chosen to be suggestive of how we will perform this regularization: We will purposefully keep the  $\Delta_{m, q} > 0$  while allowing them to shrink towards zero.

More broadly, the FO problem (19) has two types of tuning parameters, namely the  $(\mathfrak{g}, \mathfrak{h})$  that controls the number of moment constraints and the  $\Delta_{m, q}$  that controls the strictness of the moment constraint. This gives us considerable flexibility when studying asymptotic properties. A choice of faster rates requires knowledge of an appropriate value of  $\alpha$  from Assumption 2. An alternative approach is to choose slower rates that have the benefit of working for any value of  $\alpha$ . Here, we will take the latter approach.

**THEOREM 3.** *Suppose that  $\Delta_{m,q} = O(n^{-1/4})$  and  $\mathfrak{g} = \mathfrak{h} = O(\log \log n)$ . If Assumptions 1, 2, and 3 hold, then  $\text{as-lim}_n \widehat{\mathcal{S}}_{\mathfrak{g},\mathfrak{h}} = \mathcal{S}$ .*

**PROOF.** For the first part of the proof we will show  $\text{as-lim inf}_n \widehat{\mathcal{S}}_{\mathfrak{g},\mathfrak{h}} \supseteq \mathcal{S}$ . Indeed, suppose this is not true. Then there exists  $B_0 \in \mathcal{S}$  and an open neighborhood  $\mathcal{N} \subseteq \mathcal{B}$  of  $B_0$  such that  $\mathcal{N} \cap \mathcal{S}_{\mathfrak{g},\mathfrak{h}} = \emptyset$  infinitely often (Theorem 4.5 of [57]). We can rewrite one of these events as

$$(48) \quad \{\mathcal{N} \cap \mathcal{S}_{\mathfrak{g},\mathfrak{h}} = \emptyset\} = \bigcup_{m \in [\mathfrak{g}]} \bigcup_{q \in [\mathfrak{h}]} \left\{ \inf_{B \in \mathcal{N}} \|\widehat{\Xi}_{m,q}(B)\| > \Delta_{m,q} \right\},$$

where for convenience we define the multilinear operators  $\Xi_{m,q} = \varphi_{m,q} - \nu_{m,q}$ ,  $\widehat{\Xi}_{m,q} = \widehat{\varphi}_{m,q} - \widehat{\nu}_{m,q}$ ,  $\Phi_{m,q} = \widehat{\varphi}_{m,q} - \varphi_{m,q}$ , and  $\Psi_{m,q} = \widehat{\nu}_{m,q} - \nu_{m,q}$ . Because Theorem 1 can be rewritten under the assumptions of this theorem as

$$(49) \quad \sup_{B \in \mathcal{S}} \|\varphi_{m,q}(B) - \nu_{m,q}(B)\| = 0 \text{ for } m, q \geq 1,$$

application of the triangle inequality yields

$$(50) \quad \begin{aligned} \|\widehat{\Xi}_{m,q}(B_0)\| &\leq \|\Xi_{m,q}(B_0)\| + \|\Phi_{m,q}(B_0)\| + \|\Psi_{m,q}(B_0)\| \\ &\leq \lambda^{q/2} \|\Phi_{m,q}\|_{\circ} + \lambda^{q/2} \|\Psi_{m,q}\|_{\circ} \end{aligned}$$

Let  $\mathcal{G}_{m,q}[n] = (1 + \log n)\lambda^{q/2}\mathcal{R}_{m,q}[n]$ , and note that  $\mathcal{G}_{m,q}[n] = o(n^{-1/4})$  for  $(m, q) \in [\mathfrak{g}] \times [\mathfrak{h}]$  under the hypothesis of this theorem. This means that for all  $n$  sufficiently large, the union bound gives us that

$$(51) \quad \begin{aligned} \mathbb{P}(\mathcal{N} \cap \mathcal{S}_{\mathfrak{g},\mathfrak{h}} = \emptyset) &\leq \sum_{m \in [\mathfrak{g}]} \sum_{q \in [\mathfrak{h}]} \mathbb{P}(\lambda^{q/2} \|\Phi_{m,q}\|_{\circ} > \mathcal{G}_{m,q}[n]) + \\ &\quad \sum_{m \in [\mathfrak{g}]} \sum_{q \in [\mathfrak{h}]} \mathbb{P}(\lambda^{q/2} \|\Psi_{m,q}\|_{\circ} > 2\mathcal{G}_{m,q}[n]) \\ &\leq O((\log \log n/n)^2) \end{aligned}$$

where the last line used Propositions 4 and 5, along with the relation that  $\exp(-\frac{n\gamma^2}{64p^q\alpha^{2m+2pq}}) = O(1/n^2)$  for  $\gamma = \log n \cdot \mathcal{R}_{m,q}[n]$ . Thus the Borel-Cantelli lemma says  $\mathcal{N} \cap \mathcal{S}_{\mathfrak{g},\mathfrak{h}} = \emptyset$  only finitely many times, which is a contradiction. This proves  $\text{as-lim inf}_n \widehat{\mathcal{S}}_{\mathfrak{g},\mathfrak{h}} \supseteq \mathcal{S}$ .

For the second part of the proof we will show  $\text{as-lim sup}_n \widehat{\mathcal{S}}_{\mathfrak{g},\mathfrak{h}} \subseteq \mathcal{S}$ . Indeed, suppose this is not true. Then there exists  $B_0 \in \text{lim sup}_n \widehat{\mathcal{S}}_{\mathfrak{g},\mathfrak{h}}$  and a closed neighborhood  $\mathcal{N} \subseteq \mathcal{B}$  of  $B_0$  such that  $\mathcal{N} \cap \mathcal{S} = \emptyset$  and  $\mathcal{N} \cap \mathcal{S}_{\mathfrak{g},\mathfrak{h}} \neq \emptyset$  infinitely often (Theorem 4.5 of [57]). But Theorem 1 implies there exists some  $m, q \geq 1$  such that we have

$$(52) \quad \zeta := \inf_{B \in \mathcal{N}} \|\varphi_{m,q}(B) - \nu_{m,q}(B)\| > 0.$$

We will keep  $m, q$  fixed at these values for the remainder of the proof. Now note that for one of the events  $\mathcal{N} \cap \mathcal{S}_{\mathfrak{g}, \mathfrak{h}} \neq \emptyset$  we have

$$(53) \quad \{\mathcal{N} \cap \mathcal{S}_{\mathfrak{g}, \mathfrak{h}} \neq \emptyset\} \subseteq \left\{ \inf_{B \in \mathcal{N}} \|\widehat{\Xi}_{m,q}(B)\| \leq \Delta_{m,q} \right\}.$$

Application of the triangle inequality yields

$$(54) \quad \zeta = \inf_{B \in \mathcal{N}} \|\Xi_{m,q}(B)\| \leq \inf_{B \in \mathcal{N}} \|\widehat{\Xi}_{m,q}(B)\| + \sup_{B \in \mathcal{N}} \|\Phi_{m,q}(B)\| + \sup_{B \in \mathcal{N}} \|\Psi_{m,q}(B)\| \leq \inf_{B \in \mathcal{N}} \|\widehat{\Xi}_{m,q}(B)\| + \lambda^{q/2} \|\Phi_{m,q}\|_{\circ} + \lambda^{q/2} \|\Psi_{m,q}\|_{\circ}.$$

Let  $\mathcal{G}_{m,q}[n] = (1 + \log n)\lambda^{q/2}\mathcal{R}_{m,q}[n]$ , and note that  $\mathcal{G}_{m,q}[n] = o(n^{-1/4})$  and that  $\Delta_{m,q} = o(1)$  under the hypothesis of this theorem. For all  $n$  sufficiently large, we have  $\zeta - \Delta_{m,q} \geq \zeta/2 \geq 3\mathcal{G}_{m,q}[n]$ . Hence the union bound gives

$$(55) \quad \begin{aligned} \mathbb{P}(\mathcal{N} \cap \mathcal{S}_{\mathfrak{g}, \mathfrak{h}} \neq \emptyset) &\leq \mathbb{P}(\lambda^{q/2} \|\Phi_{m,q}\|_{\circ} > \mathcal{G}_{m,q}[n]) + \\ &\quad \mathbb{P}(\lambda^{q/2} \|\Psi_{m,q}\|_{\circ} > 2\mathcal{G}_{m,q}[n]) \\ &\leq O(1/n^2) \end{aligned}$$

where the last line used Propositions 4 and 5, along with the relation that  $\exp(-\frac{n\gamma^2}{64p^q\alpha^{2m+2pq}}) = O(1/n^2)$  for  $\gamma = \log n \cdot \mathcal{R}_{m,q}[n]$ . Thus the Borel-Cantelli lemma says  $\mathcal{N} \cap \mathcal{S}_{\mathfrak{g}, \mathfrak{h}} \neq \emptyset$  only finitely many times, which is a contradiction. This proves  $\text{as-lim sup}_n \widehat{\mathcal{S}}_{\mathfrak{g}, \mathfrak{h}} \subseteq \mathcal{S}$ .  $\square$

5.3. *Solution Set Consistency.* Next consider the solution set

$$(56) \quad \widehat{\mathcal{O}}_{\mathfrak{g}, \mathfrak{h}} = \arg \min_B \{R_n(B \cdot \omega(x, z)) \mid B \in \widehat{\mathcal{S}}_{\mathfrak{g}, \mathfrak{h}}\}$$

for the level- $(\mathfrak{g}, \mathfrak{h})$  FO problem (19). Similarly, consider the solution set

$$(57) \quad \mathcal{O} = \arg \min_B \{R(B \cdot \omega(x, z)) \mid B \in \mathcal{S}\}$$

for the optimization problem (11), which chooses an optimal fair decision rule when the underlying distributions are exactly known.

Our next result shows that solving the FO problem (19) provides a statistically consistent approximation to solving the optimization problem (11), and we state the result using the solutions sets  $\widehat{\mathcal{O}}_{\mathfrak{g}, \mathfrak{h}}$  and  $\mathcal{O}$  defined above.

**THEOREM 4.** *Suppose that  $\Delta_{m,q} = O(n^{-1/4})$  and  $\mathfrak{g} = \mathfrak{h} = O(\log \log n)$ . If Assumptions 1–4 hold, then  $\text{as-lim sup}_n \widehat{\mathcal{O}}_{\mathfrak{g}, \mathfrak{h}} \subseteq \mathcal{O}$ .*

PROOF. First consider the indicator function  $\Gamma(B, \widehat{\mathcal{S}}_{\mathbf{g}, \mathbf{h}})$ . Combining our Theorem 3 with Proposition 7.4 of [57] gives  $\text{as-e-lim } \Gamma(\cdot, \widehat{\mathcal{S}}_{\mathbf{g}, \mathbf{h}}) = \Gamma(\cdot, \mathcal{S})$  relative to  $\mathbb{R}^{d \times p}$ . Next we claim  $\text{as-lim } \Gamma(\cdot, \widehat{\mathcal{S}}_{\mathbf{g}, \mathbf{h}}) = \Gamma(\cdot, \mathcal{S})$  relative to  $\mathbb{R}^{d \times p}$ . Since Proposition 6 says the  $\widehat{\mathcal{S}}_{\mathbf{g}, \mathbf{h}}$  are closed, the remark after Theorem 7.10 of [57] implies it is sufficient to show that for every  $B_0 \in \mathcal{S}$  we have  $B_0 \notin \widehat{\mathcal{S}}_{\mathbf{g}, \mathbf{h}}$  only a finite number of times. A similar argument to the first part of the proof for Theorem 3 can be used to show this, and so we omit the details.

Next we note that the level- $(\mathbf{g}, \mathbf{h})$  FO problem (19) can be written as  $\min_B h_n(B) + \Gamma(B, \widehat{\mathcal{S}}_{\mathbf{g}, \mathbf{h}})$ , and the optimization problem (11) can be written as  $\min_B h(B) + \Gamma(B, \mathcal{S})$ . Now using Theorem 7.46 of [57] gives us that

$$(58) \quad \text{as-e-lim } (h_n(\cdot) + \Gamma(\cdot, \widehat{\mathcal{S}}_{\mathbf{g}, \mathbf{h}})) = h(\cdot) + \Gamma(\cdot, \mathcal{S}).$$

The result now follows by direct application of Proposition 7.30 of [57].  $\square$

REMARK 7. If the optimization problem (11) is infeasible, then we will have  $\mathcal{O} = \emptyset$  and  $\text{as-lim sup}_n \widehat{\mathcal{O}}_{\mathbf{g}, \mathbf{h}} = \emptyset$ , with  $\widehat{\mathcal{O}}_{\mathbf{g}, \mathbf{h}} \neq \emptyset$  only finitely many times.

REMARK 8. We can guarantee under the case of additional assumptions that  $\text{as-lim sup}_n \widehat{\mathcal{O}}_{\mathbf{g}, \mathbf{h}} \neq \emptyset$ , with  $\widehat{\mathcal{O}}_{\mathbf{g}, \mathbf{h}} = \emptyset$  only finitely many times. In particular, it can be shown that this occurs when Assumption 5 holds and  $\mathcal{O} \neq \emptyset$ . If  $\mathcal{O}$  consists of a single point, then it can also be shown that  $\text{as-lim}_n \widehat{\mathcal{O}}_{\mathbf{g}, \mathbf{h}} = \mathcal{O}$ .

The conclusion “ $\text{as-lim sup}_n \widehat{\mathcal{O}}_{\mathbf{g}, \mathbf{h}} \subseteq \mathcal{O}$ ” of the above theorem says all cluster points (i.e., convergent subsequences) as  $n$  increases of optimal solutions to the sample-based FO problem (19) belong to the set of optimal solutions to the problem (11) that we initially set out to solve using a sample-based approach. A stronger result is generally not true [57]; however, as mentioned above it can be shown that if  $\mathcal{O}$  is singleton then we have  $\text{as-lim}_n \widehat{\mathcal{O}}_{\mathbf{g}, \mathbf{h}} = \mathcal{O}$ .

**6. Approximate Independence.** Let  $U \in \mathbb{R}^p$  and  $V \in \mathbb{R}^d$  be random vectors, and consider the quantity

$$(59) \quad \mathbb{M}(U; V) = \sup_{m, q \geq 1} \frac{\|\mathbb{E}(U^{\otimes m} V^{\otimes q}) - \mathbb{E}(U^{\otimes m}) \otimes \mathbb{E}(V^{\otimes q})\|}{(m+q)!}.$$

We call the quantity  $\mathbb{M}(U; V)$  the *mutual majorization* of  $U$  and  $V$ , and the choice of this name is meant to draw a direct analogy to mutual information.

PROPOSITION 7. *The mutual majorization is nonnegative  $\mathbb{M}(U; V) \geq 0$ , symmetric  $\mathbb{M}(U; V) = \mathbb{M}(V; U)$ , and satisfies  $\mathbb{M}(U; V) \leq \epsilon$  if and only if*

$$(60) \quad \|\mathbb{E}(U^{\otimes m} V^{\otimes q}) - \mathbb{E}(U^{\otimes m}) \otimes \mathbb{E}(V^{\otimes q})\| \leq \epsilon \cdot (m+q)! \text{ for } m, q \geq 1.$$

The mutual majorization also characterizes independence in the sense that for bounded multivariate random variables  $U$  and  $V$ , we have  $\mathbb{M}(U; V) = 0$  if and only if  $U$  and  $V$  are independent.

PROOF. The first three claims are obvious from the definition of mutual majorization, and so we focus on the fourth claim. If  $U$  and  $V$  are independent, then  $\mathbb{M}(U; V) = 0$  by Theorem 1. To show the converse, we prove its contrapositive: If  $U$  and  $V$  are dependent, then  $\mathbb{M}(U; V) > 0$  since Theorem 1 implies  $\|\mathbb{E}(U^{\otimes m} V^{\otimes q}) - \mathbb{E}(U^{\otimes m}) \otimes \mathbb{E}(V^{\otimes q})\| > 0$  for some  $m, q \geq 1$ .  $\square$

The implication of this result is that we can use mutual majorization to quantify approximate independence. We thus define an optimization problem that chooses an optimal  $\epsilon$ -approximately-fair decision rule by solving

$$(61) \quad \delta^*(x, z) \in \arg \min_{\delta(\cdot, \cdot)} \{R(\delta) \mid \mathbb{M}(\delta(X, Z); Z) \leq \epsilon\}.$$

The level- $(\mathfrak{g}, \mathfrak{h})$  FO problem (19) with appropriate choice of  $\Delta_{m,q}$  is a statistically well-behaved, sample-based approximation of the above problem. In order to be able to discuss this, we first define the set

$$(62) \quad \mathcal{S}(\epsilon) = \{B \in \mathcal{B} : \mathbb{M}(B\Omega; Z) \leq \epsilon\}$$

and the solution set

$$(63) \quad \mathcal{O}(\epsilon) = \arg \min_B \{R(B \cdot \omega(x, z)) \mid B \in \mathcal{S}(\epsilon)\}.$$

These are respectively the feasible set and solution set of the optimization problem (61), which chooses an optimal  $\epsilon$ -approximately-fair decision rule when the underlying distributions are exactly known.

THEOREM 5. *Let  $\Delta_{m,q} = \epsilon \cdot (m+q)! + O(n^{-1/4})$  and  $\mathfrak{g} = \mathfrak{h} = O(\log \log n)$ . If Assumption 1 holds, then  $\mathcal{S}(\epsilon)$  is closed. If Assumptions 2 and 3 also hold,  $\text{as-lim}_n \widehat{\mathcal{S}}_{\mathfrak{g}, \mathfrak{h}} = \mathcal{S}(\epsilon)$ . If Assumption 4 also holds,  $\text{as-lim sup}_n \widehat{\mathcal{O}}_{\mathfrak{g}, \mathfrak{h}} \subseteq \mathcal{O}(\epsilon)$ .*

REMARK 9. The proof is omitted because it is a straightforward modification of the proofs for Proposition 6 and Theorems 3 and 4. The main difference in the modified proofs is the use of (60) from Proposition 7.

REMARK 10. Recall we already proved  $\widehat{\mathcal{S}}_{\mathfrak{g}, \mathfrak{h}}$  is closed in Proposition 6.

TABLE 1  
*List of Datasets Used in Numerical Experiments*

Dataset	$p$	$n$	$Z$ Type	Task	Source
Adult Income	58	32561	Binary	Classification	[41]
Biodeg	40	1055	Categorical	Classification	[46]
Communities	96	1994	Continuous	Regression	[19, 20, 21, 56]
EEG	12	4000	Binary	Regression	[28]
Energy	8	768	Categorical	Classification	[70]
German Credit	49	1000	Continuous	Classification	[41]
Letter	15	20000	Continuous	Classification	[30]
Music	68	1034	Continuous	Regression	[80]
Parkinson's	18	5875	Binary	Classification	[41]
Pima	7	768	Continuous	Classification	[64]
Recidivism	6	5278	Binary	Classification	[1]
SkillCraft	17	3338	Continuous	Both	[68]
Statlog	35	3486	Binary	Classification	[41]
Steel	25	1941	Categorical	Classification	[41]
Taiwan Credit	22	29623	Binary	Classification	[74]
Wine Quality	11	6497	Binary	Both	[17]

**7. Numerical Experiments.** In this section, we implement various levels of the FO problem (19) for: classification, regression, and decision-making. (Recall Proposition 3 says that for binary  $Z$ , we only need to try the level- $(1, \mathfrak{h})$  FO since level- $(\mathfrak{g}, \mathfrak{h})$  is equivalent to level- $(1, \mathfrak{h})$  in this case.) Classifier accuracy is measured by area-under-the-curve (AUC), which represents the area under the receiver operator characteristic (ROC) curve for a given binar classifier. Regression accuracy is measured by mean-squared-error (MSE), unless indicated otherwise. In all cases, fairness is measured using disparate impact (1). All results are averaged over 50 iterations, where 70% of the data is used for training and the 30% is used for measuring the aforementioned metrics (reshuffled every iteration). Unless mentioned explicitly, all hyperparameters are chosen using 10-fold cross-validation. Unless otherwise noted, all experiments were carried out using the Mosek 8 optimization package [49]. We first present classification and regression implementations of FO on a series of datasets from the UC Irvine Machine Learning Repository [41], the full list of which is in Table 1. Next, we investigate the sensitivity of FO to various choices of hyperparameters. Finally, we present a case study on the use of FO to perform fair morphine dosing.

**7.1. Comparison Methods.** In the following subsections, we compare FO to three other methods. The methods of [4] and [36] are designed for fair classification and fair regression, respectively, and are similar to our method in that they enforce fairness at training time. We also compare FO to the method of [13], although this takes a pre-processing approach.



*Berk et al. [4].* The method of [4] is one of the few comparable methods for fair regression. They also take an in-training approach, defining two regularization terms that enforce fairness. Let  $P_z = \{i \in [n] : Z_i = z\}$ , and note  $\#P_z$  refers to the cardinality of these sets. Given a binary protected attribute  $Z$ , they define a regularizer for group fairness

$$(64) \quad ((\#P_{-1} \cdot \#P_{+1})^{-1} \sum_{i \in P_{-1}} \sum_{j \in P_{+1}} d(Y_i, Y_j) \cdot (X_i^\top \beta - X_j^\top \beta))^2,$$

for some distance measure  $d(\cdot, \cdot)$ . Note that this is similar to the term constrained in FO for  $(m, q) = (1, 1)$ . They also define the following regularizer for individual fairness:

$$(65) \quad (\#P_{-1} \cdot \#P_1)^{-1} \sum_{i \in P_{-1}} \sum_{j \in P_1} d(Y_i, Y_j) \cdot (X_i^\top \beta - X_j^\top \beta)^2.$$

This term is similar to a term in FO for  $(m, q) = (1, 2)$ , although not equivalent. It has the benefit of being convex, although the double-summation term can be computationally prohibitive for large datasets. In our implementation, we estimate this term from a sub-sample (10%) of the data when this issue arises. Since the first term is similar to a term arising in FO, we implement it as a constraint instead and require that it is equal to zero, as we do with the analogous term in FO. Finally, we note that this method can only accommodate binary-valued protected attributes, so we cannot provide comparisons to many of the datasets we use for fair regression.

*Calmon et al. [13].* This work is comparable to that of [77]. Both of these works formulate nonparametric optimization problems whose solution yields a conditional distribution  $f_{\hat{X}, \hat{Y} | X, Y, Z}$  that then probabilistically transforms the data. We only compare our method to the approach introduced in [13], since their formulation directly builds on that of [77].

Given a predefined notion of deviation amongst distributions, this method minimizes the overall deviation of  $f_{\hat{X}, \hat{Y}}$  from  $f_{X, Y}$ . In the original work, the authors chose to minimize  $\frac{1}{2} \sum_{x, y} |f_{\hat{X}, \hat{Y}}(x, y) - f_{X, Y}(x, y)|$ . They also include constraints on pointwise distortion  $\mathbb{E}_{\hat{X}, \hat{Y} | X, Y}[\theta((X, Y), (\hat{X}, \hat{Y}))]$  for some user-defined function  $\theta : \{\mathbb{R}^p \times \{\pm 1\}\}^2 \rightarrow \mathbb{R}_{\geq 0}$ . There are also bounds on the dependency of the new main label  $\hat{Y}$  on the original protected label  $J(f_{\hat{Y} | Z}[y|z], f_Y(y))$ , where  $J(a, b) = |\frac{a}{b} - 1|$  is defined to be the probability ratio measure. Thus, the final formulation is

$$(66) \quad \begin{aligned} & \min \frac{1}{2} \sum_{x, y} |f_{\hat{X}, \hat{Y}}(x, y) - f_{X, Y}(x, y)| \\ & \text{s.t. } \mathbb{E}_{\hat{X}, \hat{Y} | X, Y}[\theta((X, Y), (\hat{X}, \hat{Y})) | x, y] \leq c, \quad \text{for all } x, y \\ & |f_Y(y)^{-1} f_{\hat{Y} | Z}[y|z] - 1| \leq d, \quad \text{for all } y, z \\ & f_{\hat{X}, \hat{Y} | X, Y, Z} \text{ are all distributions.} \end{aligned}$$

Following the procedure used by the authors, we approximate  $f_{X,Y,Z}$  with the empirical distribution of the original data, separated into a pre-selected number of bins. Note that the resulting optimization problem will have  $8(\#\text{bins})^{2p}$  parameters, which can quickly become computationally infeasible when the dataset is high-dimensional. To account for this, we again follow the original work and choose the 3 features most correlated with the main label  $Y$ . Each dimension is split into 8 bins. We choose  $\theta((x', y'), (x, y))$  to be 0 if  $y = y'$  and  $x = x'$ , 0.5 if  $y = y'$  and  $x, x'$  vary by at most one in any dimension, and 1 otherwise: This is similar to the  $\theta$  chosen in the original paper itself. Finally,  $c$  and  $d$  were set at 0.1 and 0.3, respectively.

*Kamishima et al. [36]*. Another comparable method is that of [36], which also aims to enforce fairness at training time. As opposed to our approach of bounding interaction moments, they instead regularize with a mutual information term. Also, this method differs from our framework notably in that it imposes different treatments for different protected classes, violating the principle of individual fairness; as a result, it is also unable to handle continuous protected attributes. The authors implement their regularizer in the context of logistic regression. Let  $\sigma$  be a sigmoid function and  $g_\beta[y|x, z] = y\sigma(x^\top\beta) + (1-y)(1-\sigma(x^\top\beta))$ , and note that the notation  $\beta_z$  indicates that this approach has a different set of coefficients for each possible value of  $Z$ . The authors approximate the mutual information as

$$(67) \quad n^{-1} \sum_{i=1}^n \sum_{y \in \{\pm 1\}} g_{\beta_{Z_i}}[y|X_i, Z_i] \log \frac{\hat{P}[y|Z_i]}{\hat{P}(y)},$$

with  $\hat{P}[y|z] = (\#P_z)^{-1} \sum_{i \in P_z} g_{\beta_z}[y|X_i, z]$  and  $\hat{P}(y) = \frac{1}{n} \sum_{i=1}^n g_{\beta_{Z_i}}[y|X_i, Z_i]$ . This is then weighted and added to the objective as a regularizer. We include this method as a comparison to our fair SVM, while noting the core differences mentioned above. We also note that the logarithmic terms cause some numerical instability and make it difficult to implement this method in standard solvers [49]. All experiments for this method were done using the sequential least squares programming approach of [38], with up to 500 iterations. A weight of 0.1 was used for the fairness regularization term.

**7.2. Penalization Formulation of FO Hierarchy.** It can be advantageous from a numerical computation standpoint to solve the FO problem (19) where some of the constraints are included as a penalty function in the objective. Specifically, consider the level- $(\mathfrak{g}, \mathfrak{h})$  FO penalty formulation

$$(68) \quad \begin{aligned} & \min_{B \in \mathcal{B}} R_n(B \cdot \omega(x, z)) + \sum_{(m,q) \in I} \mu_{m,q} \Delta_{m,q} \\ & \text{s.t. } \|\mathbb{E}_n(Z^{\otimes m}(B\Omega)^{\otimes q}) - \mathbb{E}_n(Z^{\otimes m}) \otimes \mathbb{E}_n((B\Omega)^{\otimes q})\| \leq \Delta_{m,q}, \\ & \quad \text{for } (m, q) \in [\mathfrak{g}] \times [\mathfrak{h}]. \end{aligned}$$

TABLE 2  
*Classifier Comparison of Various Levels of FO to [13] and [36]*

	SVM		FO(1,1)		FO(1,2)		FO(2,1)	
	AUC	KS	AUC	KS	AUC	KS	AUC	KS
Adult Income	0.894	0.333	0.875	0.232	0.628	0.106	–	–
Biodeg	0.917	0.294	0.914	0.236	0.788	0.142	0.911	0.228
Energy	0.528	0.114	0.525	0.113	0.529	0.120	0.525	0.110
German Credit	0.767	0.148	0.761	0.127	0.743	0.119	0.760	0.125
Letter	0.739	0.154	0.738	0.149	0.728	0.141	0.738	0.152
Parkinson’s	0.643	0.157	0.642	0.157	0.617	0.079	–	–
Pima	0.821	0.161	0.807	0.136	0.729	0.131	0.807	0.136
Recidivism	0.727	0.286	0.559	0.060	0.577	0.049	–	–
SkillCraft	0.878	0.100	0.826	0.060	0.776	0.060	0.827	0.060
Statlog	0.998	0.331	0.992	0.331	0.937	0.216	–	–
Steel	0.764	0.127	0.763	0.124	0.757	0.107	0.763	0.118
Taiwan Credit	0.727	0.061	0.729	0.056	0.728	0.056	–	–
Wine Quality	0.798	0.273	0.788	0.103	0.778	0.069	–	–
	FO(3,1)		Calmon		Kamishima			
	AUC	KS	AUC	KS	AUC	KS		
Adult Income	–	–	0.515	0.231	0.862	0.212		
Biodeg	0.912	0.238	0.604	0.144	0.884	0.190		
Energy	0.525	0.117	0.518	0.114	0.525	0.123		
German Credit	0.760	0.125	0.630	0.113	–	–		
Letter	0.738	0.151	0.648	0.185	–	–		
Parkinson’s	–	–	0.530	0.104	0.660	0.217		
Pima	0.807	0.136	0.544	0.149	–	–		
Recidivism	–	–	0.554	0.080	0.716	0.107		
SkillCraft	0.826	0.060	0.625	0.069	0.871	0.083		
Statlog	–	–	0.675	0.163	0.980	0.539		
Steel	0.763	0.124	0.553	0.118	0.632	0.154		
Taiwan Credit	–	–	0.745	0.068	0.741	0.072		
Wine Quality	–	–	0.665	0.093	0.794	0.071		

where  $I \subseteq [\mathbf{g}] \times [\mathbf{h}]$  is a subset of the indices. The numerical benefit of the penalty formulation is it makes finding an initial feasible point easier since there is no maximum bound on  $\Delta_{m,q}$  for  $(m, q) \in I$ , whereas the original formulation of FO (19) involves constraints that must be satisfied for a fixed value of  $\Delta_{m,q}$  for all  $(m, q) \in [\mathbf{g}] \times [\mathbf{h}]$  in order to ensure feasibility. For the problems we consider in this section, the level- $(\mathbf{g}, 1)$  formulations are convex optimization problems and are solved with  $I = \emptyset$ . For the level- $(1, 2)$  formulations, we use  $I = \{(1, 2)\}$  and use the constrained convex-concave procedure [65, 71, 75] to solve the optimization problem.

7.3. *Fair SVM.* We first consider classification problems using a series of datasets, and formulate various hierarchies of fair SVM using the penalization formulation of FO (68) with  $\Delta_{i,1} = 0$  for  $i = 1, 2, 3$  and  $\mu_{1,2} = 1000$ . The results are in Table 2. Since the mutual-information-based method of [36]

TABLE 3  
*Regression Comparison of Various Levels of FO to [4]*

	OLS		FO(1,1)		FO(1,2)		FO(2,1)		FO(3,1)	
	MSE	KS	MSE	KS	MSE	KS	MSE	KS	MSE	KS
Commun.	0.355	0.414	0.836	0.128	0.897	0.049	0.843	0.107	0.851	0.116
EEG	0.062	0.085	0.069	0.086	0.201	0.080	–	–	–	–
Music	0.876	0.122	0.925	0.062	0.912	0.058	0.932	0.047	0.934	0.061
SkillCraft	0.930	0.025	0.960	0.008	0.960	0.007	0.964	0.007	0.967	0.007
Wine	0.712	0.285	0.734	0.080	0.737	0.065	–	–	–	–

\*Note [4] yielded MSE of 0.069 and 0.734, and KS of 0.087 and 0.080 for the EEG and Wine datasets, respectively. Its formulation does not allow it to be used on the other datasets.

cannot accommodate continuous protected classes, results are not reported for this method for the associated datasets. We note our method often improves fairness with less cost (in terms of accuracy) than the method of [13]. This is to be expected, as such pre-processing approaches do not take into account the downstream task that the transformed data is to be used for. Our method is also able to match or improve the fairness results of the mutual information approach. Recall that this method maintains explicitly different treatments for different protected classes, while ours adheres to the principle of individual fairness. Given this, it is unsurprising that the method of [36] can often achieve fairness at a lower cost to accuracy, although our method even outperforms on this metric for a number of datasets. Further, this feature of disparate treatments can yield fairness values notably worse than even a standard SVM. Finally, we note that our level-three interaction constraints provide only a marginal benefit.

*7.4. Fair Regression.* We next consider regression problems using another series of datasets, and implement various levels of the FO hierarchy for regression using the penalization formulation of FO (68) with  $\Delta_{i,1} = 0$  for  $i = 1, 2, 3$  and  $\mu_{1,2} = 0.1$ . The results are displayed in Table 3. For the method of [4], the group fairness term is implemented as a constraint and required to be equal to 0, while the individual fairness term is left as a penalty in the objective, also with a weight of 0.1. As the method of [4] is unable to accommodate non-binary protected attributes, we only provide results for the appropriate datasets. Again, we note that our method is able to reduce the bias of a typical regression, often without considerable loss in accuracy. It again seems that lower levels of the hierarchy are largely sufficient.

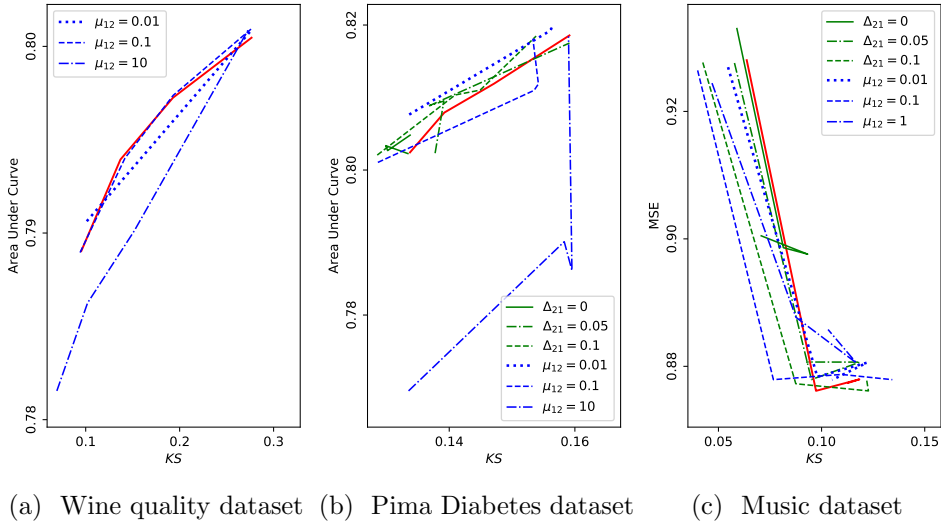


Fig 2: The sensitivity of FO to changes in its hyperparameters. Red lines indicate the order-(1,1) FO, green lines the order-(2,1) FO, and blue lines the order-(1,2) FO. Each line represents the evolution of accuracy and fairness for  $\Delta_{1,1} \in \{0, 0.05, 0.1, 0.2\}$ . Note that Figure 2c reflects an instance of fair regression, and so accuracy is measure via mean-squared error.

**7.5. Hyperparameter Sensitivity.** We next explore the sensitivity of FO to the hyperparameters. Fig. 2 shows results for a selection of the datasets. Red lines are results of the level-(1,1) FO, green lines with the level-(2,1) FO, and blue lines with the level-(1,2) FO. Each line plots the average accuracy and fairness over 50 runs of the associated FO for  $\Delta_{1,1} \in \{0.0, 0.05, 0.1, 0.2\}$ , and  $\Delta_{2,1}$  and  $\mu_{1,2}$  indicated, as appropriate, in the legend. There is generally a negative tradeoff between fairness and accuracy as a function of  $\Delta_{1,1}$ , but higher levels of the FO hierarchy can flout this tradeoff: In all of the examples shown, it is possible to uniformly outperform the level-(1,1) FO in terms of both accuracy and fairness with higher levels of the hierarchy. This suggests fairness is not purely a detriment to predictive strength, and implies that loosely-enforced higher-order moment constraints can act as regularizers that protect against overfitting. The Pima Diabetes dataset in Fig. 2b is relatively small, which may explain the large benefit of fairness constraints as regularizers for that dataset; it is easier to overfit with a small dataset, and the enforcement of exogenously-available information (like independence of  $Y$  from  $Z$ ) through regularization can provide a big benefit.

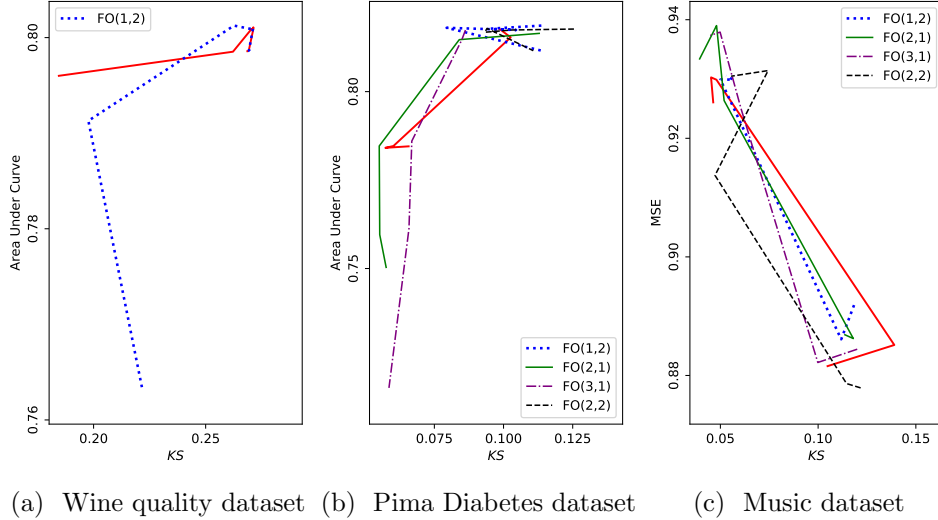


Fig 3: The sensitivity of FO with single parameter tuning. Red lines indicate the order-(1,1) FO, green lines the order-(2,1) FO, and blue lines the order-(1,2) FO. Each line represents the evolution of accuracy and fairness as the value of  $\mu$  changes. Note that Figure 3c reflects an instance of fair regression, and so accuracy is measure via mean-squared error.

7.6. *Single Parameter Tuning.* One of the obvious questions with using the FO hierarchy is how to choose the tuning parameters. The theory associated with Theorems 3, 4, and 5 implies that in practice an FO problem with a small level- $(\mathbf{g}, \mathbf{h})$  should be used since  $\mathbf{g}$  and  $\mathbf{h}$  are required to grow very slowly at a double-logarithmic rate. Even if we derived faster bounds for these theorems that are based on  $\alpha$ , these terms could grow no faster than a sub-logarithmic rate. Thus from a practical standpoint, the more relevant question is how to tune the  $\Delta_{m,q}$ , and potentially  $\mu_{m,q}$  for  $(m, q) \in I$ , hyper-parameters. Towards this end, Theorem 5 suggests one possible approach. For a level- $(\mathbf{g}, \mathbf{h})$  FO, consider the penalty formulation variant given by

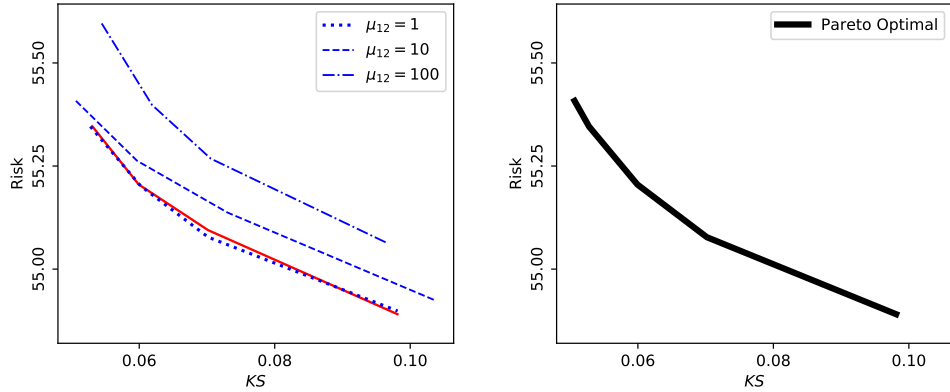
$$(69) \quad \begin{aligned} & \min_{B \in \mathcal{B}} R_n(B \cdot \omega(x, z)) + \mu \cdot \epsilon \\ & \text{s.t. } \|\mathbb{E}_n(Z^{\otimes m}(B\Omega)^{\otimes q}) - \mathbb{E}_n(Z^{\otimes m}) \otimes \mathbb{E}_n((B\Omega)^{\otimes q})\| \leq \epsilon \cdot (m+q)!, \\ & \quad \text{for } (m, q) \in [\mathbf{g}] \times [\mathbf{h}]. \end{aligned}$$

This formulation has just one tuning parameter  $\mu$ . A sensitivity analysis with respect to this parameter is shown in Fig. 3.

7.7. *Case Study: Morphine Dosing.* Opioid overdoses, including from illicit heroin and synthetic fentanyl, have become the leading cause of death in Americans under 50 [62]. Today, Americans comprise 4.6% of the global population, but 51.2% of global morphine usage. So there has been much recent interest in regulated and disciplined methods for dosing [45]. At the same time, recent reports have indicated that women and low-income patients are more likely to be under-diagnosed for pain or made to wait longer for a diagnosis [7, 23]. Thus, we seek to employ FO in order to train an individualized dosing policy that adapts to each patient’s measurements and status, but can be made certifiably fair with regards to protected labels.

We extracted data for 7156 morphine prescriptions made to 4612 unique patients extracted from the publicly-available Multiparameter Intelligent Monitoring in Intensive Care (MIMIC III) database [61]. For each patient, we collected age (at the time of prescription), heart rate, breath rate, blood pressure (both systolic and diastolic), weight and temperature. In all cases, measurements are the latest possible within 48 hours of prescription. We also collect, as categorical variables, admission type (ER, urgent care or other), service type (surgery or medical), ethnicity (black, white or other), gender (male or female) and insurance type (private or governmental). We also note the presence of embolism or obesity amongst the diagnoses of the patients at admission. We exclude all patients who are not prescribed Morphine Sulfate to be taken intravenously, and all patients for whom the appropriate measurements were not available. Since there are medical justifications for the consideration of gender and ethnicity in opioid dosing, we decide to instead consider insurance type as our protected variable in this analysis. To begin, we conduct a standard linear regression to determine if insurance type does currently play a role in, or is at least highly correlated with, morphine dosage, conditional on all other variables considered. The results found that insurance type had a large magnitude coefficient with  $p < 0.001$ , which provides some statistical evidence that insurance type is correlated to dosing even after adjusting for the other predictor variables.

One possible risk function for dosing is analogous to the newsvendor problem from the operations research community, where supply must be chosen beforehand to meet random demand and undersupply/oversupply are penalized differently. Recent work formulated a data-driven newsvendor model, where demand is predicted via a quantile regression problem [60]. Similarly, we can treat dosage as a matter of supply, with demand being the amount of medication that a specific patient needs. In our case, we impose a linearly increasing cost to both under-prescription and over-prescription, with the cost to over-prescription increasing half as quickly as that of under-prescription.



(a) AUC vs. Disparate impact for morphine dosage.

(b) Pareto optimal curve for morphine dosage.

Fig 4: The accuracy vs. disparate impact of the learned dosage rule under varying orders of FO and for different hyper-parameters. In Figure 4a, the red curve reflects the order-(1,1) FO, while the blue curves reflect the order-(1,2) FO for the  $\mu_{1,2}$  parameters indicated. All curves represent  $\Delta_{1,1} \in \{0, 0.05, 0.1, 0.2\}$ . The curve in Figure 4b reflects the Pareto optimal curve, showing the lowest loss achievable for all levels of disparate impact.

This reflects the short-term nature of the risks of under-prescription, and the long-term nature of the risks of over-prescription. Given the features described above (excluding insurance payer), we then formulate varying levels of our FO to solve the quantile regression problem that specifies dosing.

The results of our analysis are displayed in Fig. 4 and Fig 5. In Fig. 4, the tradeoff between risk and fairness is displayed, as well as the range of best possible dosage rules. In Fig. 4a, the solid red curve represents results from the level-(1,1) FO with  $\Delta_{1,1} \in \{0, 0.05, 0.1, 0.2\}$ , and each broken blue curve represents results from the level-(1,2) FO with  $\Delta_{1,1} \in \{0, 0.05, 0.1, 0.2\}$  and  $\mu_{1,2}$  as indicated in the legend. As also visible from Fig. 4b, we note that decreased disparate impact comes at the cost of increasing risk, and that this marginal cost increases as more fairness is demanded. We also note that the level-(1,2) FO can achieve better fairness results than the order-(1,1) FO, for proper choice of hyperparameters. Furthermore, the level-(1,2) FO can even achieve better *accuracy* results than the level-(1,1) FO, albeit only slightly. We attribute this to a possible regularization affect that the fairness constraints can have, preventing overfitting to uninformative elements in the data that have a dependence on the protected attribute. Visual evidence



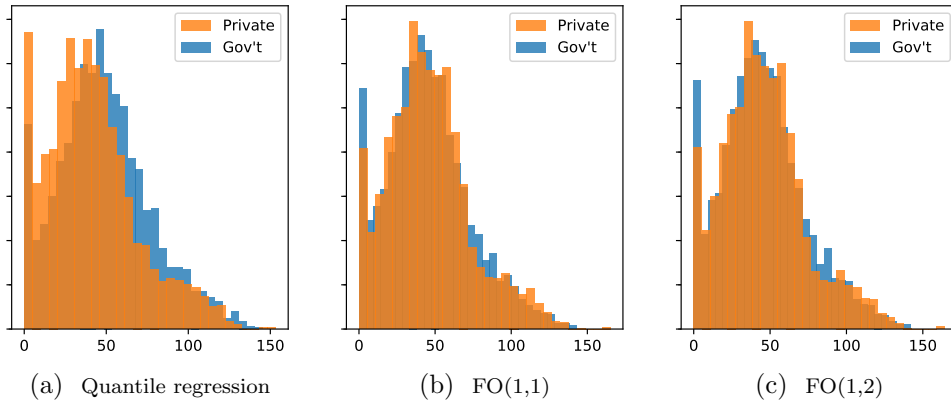


Fig 5: The distributions of morphine dosage, conditional on insurance type, for varying levels of FO. Figure 5a reflects a standard quantile regression with no fairness constraints. Figure 5b reflects the order-(1,1) FO with  $\Delta_{1,1} = 0$ , and Figure 5c with  $\Delta_{1,1} = 0$  and  $\mu_{1,2} = 10$ . Histograms are generated by running each method five times over random training-testing splits of the data, and compiling results. We can see that increasing orders of FO can yield more similar distributions. Note that all negative dosage recommendations from the respective models are replaced with zero.

of the reduction in disparate impact is shown in Fig. 5, which presents the difference in the distribution of dosage levels across insurance types for standard Quantile Regression (QR), the level-(1,1) FO and the level-(1,2) FO. There is a clear disparity between the distributions in Fig. 5a, but this difference is significantly reduced in Fig. 5b and even more so in Fig. 5c.

**8. Conclusion.** We proposed an optimization hierarchy for fair statistical decision problems, which provides a systematic approach to fair versions of hypothesis testing, decision-making, estimation, regression, and classification. We proved that higher levels of this hierarchy asymptotically impose independence between the output of the decision rule and the protected variable as a constraint in corresponding statistical decision problems. We demonstrated numerical effectiveness of our hierarchy using several data sets. An important question that remains to be answered is how to tune the hyperparameters in our hierarchy. Our theoretical results provide some guidance on how to choose the level of the hierarchy and how to reduce the number of tuning parameters to just one. However, further theoretical and empirical study is needed to better understand the tuning process.

## References.

- [1] ANGWIN, J., LARSON, J., MATTU, S. and KIRCHNER, L. (2016). Machine bias: There's software used across the country to predict future criminals. and it's biased against blacks. *ProPublica, May* **23**.
- [2] ASWANI, A. (2019). Statistics with set-valued functions: applications to inverse approximate optimization. *Mathematical Programming* **174** 225–251.
- [3] BAROCAS, S. and SELBST, A. D. (2016). Big data's disparate impact. *California Law Review* **104**.
- [4] BERK, R., HEIDARI, H., JABBARI, S., JOSEPH, M., KEARNS, M., MORGENSTERN, J., NEEL, S. and ROTH, A. (2017). A convex framework for fair regression. *arXiv preprint arXiv:1706.02409*.
- [5] BERK, R., HEIDARI, H., JABBARI, S., KEARNS, M. and ROTH, A. (2017). Fairness in criminal justice risk assessments: the state of the art. *arXiv preprint arXiv:1703.09207*.
- [6] BEUTEL, A., CHEN, J., ZHAO, Z. and CHI, E. H. (2017). Data decisions and theoretical implications when adversarially learning fair representations. *arXiv preprint arXiv:1707.00075*.
- [7] BILLOCK, J. (2018). Pain bias: The health inequality rarely discussed. *BBC*.
- [8] BISGAARD, T. M. and SASVÁRI, Z. (2006). When does  $E(X_k \cdot Y_l) = E(X_k) \cdot E(Y_l)$  imply independence? *Statistics & probability letters* **76** 1111–1116.
- [9] BOUCHERON, S., LUGOSI, G. and MASSART, P. (2013). *Concentration inequalities: A nonasymptotic theory of independence*. Oxford University Press.
- [10] BREIMAN, L. and FRIEDMAN, J. H. (1985). Estimating optimal transformations for multiple regression and correlation. *Journal of the American Statistical Association* **80** 580–598.
- [11] CALDERS, T., KAMIRAN, F. and PECHENIZKIY, M. (2009). Building classifiers with independency constraints. In *Data mining workshops, 2009. ICDMW'09. IEEE international conference on* 13–18. IEEE.
- [12] CALDERS, T., KARIM, A., KAMIRAN, F., ALI, W. and ZHANG, X. (2013). Controlling attribute effect in linear regression. In *Data Mining (ICDM), 2013 IEEE 13th International Conference on* 71–80. IEEE.
- [13] CALMON, F., WEI, D., VINZAMURI, B., RAMAMURTHY, K. N. and VARSHNEY, K. R. (2017). Optimized pre-processing for discrimination prevention. In *Advances in Neural Information Processing Systems* 3992–4001.
- [14] CHEN, A. and BICKEL, P. J. (2005). Consistent independent component analysis and prewhitening. *IEEE Transactions on Signal Processing* **53** 3625–3632.
- [15] CHERICHETTI, F., KUMAR, R., LATTANZI, S. and VASSILVITSKII, S. (2017). Fair Clustering Through Fairlets. In *Advances in Neural Information Processing Systems* 5036–5044.
- [16] CHOULDECHOVA, A. (2017). Fair prediction with disparate impact: A study of bias in recidivism prediction instruments. *arXiv preprint arXiv:1703.00056*.
- [17] CORTEZ, P., CERDEIRA, A., ALMEIDA, F., MATOS, T. and REIS, J. (2009). Modeling wine preferences by data mining from physicochemical properties. *Decision Support Systems* **47** 547–553.
- [18] DEMPE, S. (2002). *Foundations of Bilevel Programming*. Springer.
- [19] DEPARTMENT OF COMMERCE, BUREAU OF THE CENSUS (1992). Census of population and housing 1990 United States: Summary tape file 1a and 3a (computer files).
- [20] DEPARTMENT OF JUSTICE, BUREAU OF JUSTICE STATISTICS (1992). Law enforcement and administrative statistics (computer file).

- [21] DEPARTMENT OF JUSTICE, FEDERAL BUREAU OF INVESTIGATION (1995). Crime in the United States (computer file). *Source: <http://www.fbi.gov/ucr/hc2004/openpage.htm>*.
- [22] DEVROYE, L. and WISE, G. (1980). Detection of abnormal behavior via nonparametric estimation of the support. *SIAM Journal on Applied Mathematics* **38** 480–488.
- [23] DUSENBURY, M. (2018). "Everybody was telling me there was nothing wrong". *BBC*.
- [24] DWORK, C., HARDT, M., PITASSI, T., REINGOLD, O. and ZEMEL, R. (2012). Fairness through awareness. In *Proceedings of the 3rd Innovations in Theoretical Computer Science Conference* 214–226. ACM.
- [25] EDITORIAL (2016). More accountability for big-data algorithms. *Nature* **537**.
- [26] EDWARDS, H. and STORKEY, A. (2015). Censoring representations with an adversary. *arXiv preprint arXiv:1511.05897*.
- [27] ENSIGN, D., FRIEDLER, S. A., NEVILLE, S., SCHEIDEGGER, C. and VENKATASUBRAMANIAN, S. (2017). Runaway feedback loops in predictive policing. *arXiv preprint arXiv:1706.09847*.
- [28] FERNANDEZ-FRAGA, S., ACEVES-FERNANDEZ, M., PEDRAZA-ORTEGA, J. and TOVAR-ARRIAGA, S. (2018). Feature Extraction of EEG Signal upon BCI Systems Based on Steady-State Visual Evoked Potentials Using the Ant Colony Optimization Algorithm. *Discrete Dynamics in Nature and Society* **2018**.
- [29] FEUERVERGER, A., MUREIKA, R. A. et al. (1977). The empirical characteristic function and its applications. *The annals of Statistics* **5** 88–97.
- [30] FREY, P. W. and SLATE, D. J. (1991). Letter recognition using Holland-style adaptive classifiers. *Machine learning* **6** 161–182.
- [31] GOH, G., COTTER, A., GUPTA, M. and FRIEDLANDER, M. P. (2016). Satisfying real-world goals with dataset constraints. In *Advances in Neural Information Processing Systems* 2415–2423.
- [32] GUNTUBOYINA, A. (2012). Optimal rates of convergence for convex set estimation from support functions. *The Annals of Statistics* **40** 385–411.
- [33] HARDT, M., PRICE, E. and SREBRO, N. (2016). Equality of opportunity in supervised learning. In *Advances in Neural Information Processing Systems* 3315–3323.
- [34] JOHNSON, K. D., FOSTER, D. P. and STINE, R. A. (2016). Impartial predictive modeling: Ensuring fairness in arbitrary models. *arXiv preprint arXiv:1608.00528*.
- [35] KAC, M. (1936). Sur les fonctions indépendantes (I)(Propriétés générales). *Studia Mathematica* **6** 46–58.
- [36] KAMISHIMA, T., AKAHO, S., ASOH, H. and SAKUMA, J. (2012). Fairness-aware classifier with prejudice remover regularizer. In *Proceedings of the 2012th European Conference on Machine Learning and Knowledge Discovery in Databases-Volume Part II* 35–50. Springer-Verlag.
- [37] KOROSTEL'EV, A., SIMAR, L. and TSYBAKOV, A. (1995). Efficient estimation of monotone boundaries. *The Annals of Statistics* 476–489.
- [38] KRAFT, D. (1988). A software package for sequential quadratic programming. *Forschungsbericht- Deutsche Forschungs- und Versuchsanstalt für Luft- und Raumfahrt*.
- [39] LASSERRE, J.-B. (2010). *Moments, positive polynomials and their applications*. World Scientific.
- [40] LEHMANN, E. L. and ROMANO, J. P. (2006). *Testing statistical hypotheses*. Springer Science & Business Media.
- [41] LICHMAN, M. (2013). UCI Machine Learning Repository.
- [42] LIU, L. T., DEAN, S., ROLF, E., SIMCHOWITZ, M. and HARDT, M. (2018). Delayed impact of fair machine learning. *arXiv preprint arXiv:1803.04383*.

- [43] MADRAS, D., CREAGER, E., PITASSI, T. and ZEMEL, R. (2018). Learning adversarially fair and transferable representations. *arXiv preprint arXiv:1802.06309*.
- [44] MAJUMDAR, A., VASUDEVAN, R., TOBENKIN, M. M. and TEDRAKE, R. (2014). Convex optimization of nonlinear feedback controllers via occupation measures. *The International Journal of Robotics Research* **33** 1209–1230.
- [45] MANCHIKANTI, L., KAYE, A. M., KNEZEVIC, N. N., MCANALLY, H., SLAVIN, K., TRESKOT, A. M. and HIRSCH, J. (2017). Responsible, safe, and effective prescription of opioids for chronic non-cancer pain: American Society of Interventional Pain Physicians (ASIPP) guidelines. *Pain Physician* **20** S3–S92.
- [46] MANSOURI, K., RINGSTED, T., BALLABIO, D., TODESCHINI, R. and CONSONNI, V. (2013). Quantitative structure–activity relationship models for ready biodegradability of chemicals. *Journal of chemical information and modeling* **53** 867–878.
- [47] MATHERON, G. (1975). *Random sets and integral geometry*. John Wiley & Sons.
- [48] MOLCHANOV, I. (2006). *Theory of random sets*. Springer Science & Business Media.
- [49] MOSEK, APS (2002). The MOSEK Optimization Tools Version 3.2 (Revision 8) Users Manual and Reference.
- [50] EXECUTIVE OFFICE OF THE PRESIDENT (2016). *Big data: A report on algorithmic systems, opportunity, and civil rights*.
- [51] OLFAT, M. and ASWANI, A. (2018). Spectral Algorithms for Computing Fair Support Vector Machines. In *International Conference on Artificial Intelligence and Statistics* 1933–1942.
- [52] OLFAT, M. and ASWANI, A. (2018). Convex Formulations for Fair Principal Component Analysis. *arXiv preprint arXiv:1802.03765*.
- [53] OUATTARA, A. and ASWANI, A. (2018). Duality approach to bilevel programs with a convex lower level. In *2018 Annual American Control Conference (ACC)* 1388–1395. IEEE.
- [54] PÁL, D., PÓCZOS, B. and SZEPESVÁRI, C. (2010). Estimation of Rényi entropy and mutual information based on generalized nearest-neighbor graphs. In *Advances in Neural Information Processing Systems* 1849–1857.
- [55] PATSCHKOWSKI, T., ROHDE, A. et al. (2016). Adaptation to lowest density regions with application to support recovery. *The Annals of Statistics* **44** 255–287.
- [56] REDMOND, M. and BAVEJA, A. (2002). A data-driven software tool for enabling cooperative information sharing among police departments. *European Journal of Operational Research* **141** 660–678.
- [57] ROCKAFELLAR, R. J.-B. R TYRRELL & WETS (2009). *Variational analysis* **317**. Springer Science & Business Media.
- [58] ROYSET, J. O. and WETS, R. J.-B. (2019). Variational analysis of constrained M-estimators. *Annals of Statistics*. Accepted.
- [59] RYAN, R. A. (2013). *Introduction to tensor products of Banach spaces*. Springer Science & Business Media.
- [60] SACHS, A.-L. (2015). The data-driven newsvendor with censored demand observations. In *Retail Analytics* 35–56. Springer.
- [61] SAEED, M., VILLARROEL, M., REISNER, A. T., CLIFFORD, G., LEHMAN, L.-W., MOODY, G., HELDT, T., KYAW, T. H., MOODY, B. and MARK, R. G. (2011). Multiparameter Intelligent Monitoring in Intensive Care II (MIMIC-II): a public-access intensive care unit database. *Critical care medicine* **39** 952.
- [62] SALAM, M. (2017). The opioid epidemic: a crisis years in the making. *The New York Times* **26**.
- [63] SCHÖLKOPF, B., PLATT, J., SHAWE-TAYLOR, J., SMOLA, A. and WILLIAMSON, R. (2001). Estimating the support of a high-dimensional distribution. *Neural computa-*

- tion **13** 1443–1471.
- [64] SMITH, J. W., EVERHART, J., DICKSON, W., KNOWLER, W. and JOHANNES, R. (1988). Using the ADAP learning algorithm to forecast the onset of diabetes mellitus. In *Proceedings of the Annual Symposium on Computer Application in Medical Care* 261. American Medical Informatics Association.
  - [65] SMOLA, A. J., VISHWANATHAN, S. and HOFMANN, T. (2005). Kernel Methods for Missing Variables. In *AISTATS*.
  - [66] STONE, C. J. (1980). Optimal rates of convergence for nonparametric estimators. *The Annals of Statistics* 1348–1360.
  - [67] SZÉKELY, G. J., RIZZO, M. L. et al. (2009). Brownian distance covariance. *The annals of applied statistics* **3** 1236–1265.
  - [68] THOMPSON, J. J., BLAIR, M. R., CHEN, L. and HENREY, A. J. (2013). Video game telemetry as a critical tool in the study of complex skill learning. *PloS one* **8** e75129.
  - [69] TOMIOKA, R. and SUZUKI, T. (2014). Spectral norm of random tensors. *arXiv preprint arXiv:1407.1870*.
  - [70] TSANAS, A. and XIFARA, A. (2012). Accurate quantitative estimation of energy performance of residential buildings using statistical machine learning tools. *Energy and Buildings* **49** 560–567.
  - [71] TUY, H. (1995). DC optimization: theory, methods and algorithms. In *Handbook of global optimization* 149–216. Springer.
  - [72] WAINWRIGHT, M. (2017). *High-dimensional statistics: A non-asymptotic viewpoint*. To appear.
  - [73] WOODWORTH, B., GUNASEKAR, S., OHANNESSIAN, M. I. and SREBRO, N. (2017). Learning non-discriminatory predictors. *arXiv preprint arXiv:1702.06081*.
  - [74] YEH, I.-C. and LIEN, C.-H. (2009). The comparisons of data mining techniques for the predictive accuracy of probability of default of credit card clients. *Expert Systems with Applications* **36** 2473–2480.
  - [75] YUILLE, A. L. and RANGARAJAN, A. (2002). The concave-convex procedure (CCCP). In *Advances in neural information processing systems* 1033–1040.
  - [76] ZAFAR, M. B., VALERA, I., RODRIGUEZ, M. G. and GUMMADI, K. P. (2017). Fairness Constraints: Mechanisms for Fair Classification. In *Proceedings of the 20th International Conference on Artificial Intelligence and Statistics*.
  - [77] ZEMEL, R., WU, Y., SWERSKY, K., PITASSI, T. and DWORK, C. (2013). Learning fair representations. In *Proceedings of the International Conference on Machine Learning* 325–333.
  - [78] ZHANG, B. H., LEMOINE, B. and MITCHELL, M. (2018). Mitigating unwanted biases with adversarial learning. *arXiv preprint arXiv:1801.07593*.
  - [79] ZHAO, P., MOHAN, S. and VASUDEVAN, R. (2019). Optimal Control of Polynomial Hybrid Systems via Convex Relaxations. *IEEE Transactions on Automatic Control*.
  - [80] ZHOU, F., CLAIRE, Q. and KING, R. D. (2014). Predicting the geographical origin of music. In *2014 IEEE International Conference on Data Mining* 1115–1120. IEEE.
  - [81] ZLIOBAITE, I. (2015). On the relation between accuracy and fairness in binary classification. *arXiv preprint arXiv:1505.05723*.

INDUSTRIAL ENGINEERING  
 AND OPERATIONS RESEARCH  
 BERKELEY, CA 94720  
 E-MAIL: [aaswani@berkeley.edu](mailto:aaswani@berkeley.edu)  
[molfat@berkeley.edu](mailto:molfat@berkeley.edu)