

Higher derivatives driven symmetry breaking in holographic superconductors

Hai-Li Li¹, Guoyang Fu², Yan Liu¹, Jian-Pin Wu^{2,*} and Xin Zhang^{1,3,4†}

¹ *Department of Physics, College of Sciences,
Northeastern University, Shenyang 110819, China*

² *Center for Gravitation and Cosmology,
College of Physical Science and Technology,
Yangzhou University, Yangzhou 225009, China*

³ *Ministry of Education's Key Laboratory of Data
Analytics and Optimization for Smart Industry,
Northeastern University, Shenyang 110819, China*

⁴ *Center for High Energy Physics, Peking University, Beijing 100080, China*

Abstract

In this paper, we construct a novel holographic superconductor from higher derivative (HD) gravity involving a coupling between the complex scalar field and the Weyl tensor. This HD coupling term provides a near horizon effective mass squared, which can violate IR Breitenlohner-Freedman (BF) bound by tuning the HD coupling and induces the instability of black brane such that the superconducting phase transition happens. We also study the properties of the condensation and the conductivity in the probe limit. We find that a wider extension of the superconducting energy gap ranging from 4.6 to 10.5 may provide a novel platform to model and interpret the phenomena in the real materials of high temperature superconductor.

*jianpinwu@yzu.edu.cn

†zhangxin@mail.neu.edu.cn

I. INTRODUCTION

Based on AdS/CFT (Anti-de Sitter/Conformal Field theory) correspondence [1–4], a holographic superconductor model is suggested in [5]. In this model, a complex charged scalar field is introduced in Schwarzschild-AdS (SS-AdS) black brane to spontaneously break the U(1) symmetry and transform to a charged scalar hair black brane. The charged scalar field in the bulk is dual to the “Cooper pair” operator at the boundary and the vacuum expectation value is the order parameter. The symmetry breaking is introduced by a negative mass squared of the scalar field, which is allowed due to the Breitenlohner-Freedman (BF) bound in AdS spacetime [5, 6]. In [7], a positive mass squared situation was studied. It was shown that as m^2 increase the phase space folds due to the non-linearity of the equations of motion, so the two nearby points in the phase space can represent symmetry breaking. And they show that for a small positive mass squared, the results is not much different from the negative case which has been studied in [8–12].

In [13], they discuss the superconductivity instability by studying the normalisable solution of equations of motion (EOMs) for the charged scalar field on top of RN-AdS black brane geometry. In essence, it is that the near horizon effective mass squared is below the AdS₂ BF bound, which induces the instability. At the same time, we also require that the mass squared is above the boundary AdS₄ BF bound, which guarantees the stability of scalar field at the boundary. In this paper, we construct a novel holographic superconductor model by introducing a higher derivative (HD) term, which couples the scalar field and Weyl tensor. This HD term provides a near horizon effective mass squared but doesn’t modify the boundary AdS₄ BF bound.

The superconducting energy gap is an important characteristic of superconductor models. In the weakly coupled BCS theory, this value is 3.5. In the usual holographic superconductor model [5, 11, 14], this value is approximately 8, which is more than twice the one in the BCS theory, but roughly approximates the value measured in high temperature superconductor materials [15]. The HD term introduced in holographic superconductor model drives the superconducting energy gap running, ranging from 5.5 to 16.2 [16–20]¹. In this paper, we

¹ The holographic superconductor models from HD theory coupling Weyl tensor are also constructed in [21–28]. But the study of conductivity is absent. Also, the extension of superconducting energy gap is also observed in other holographic superconductor models from the Gauss-Bonnet gravity [29, 30] and the

also study the properties of the conductivity of our present model and in particular the running of the superconducting energy gap.

Our paper is organized as what follows. We will introduce the framework of holographic superconductivity in Section II. In Section III, we make a deep analysis for the instabilities. Then we move on to investigate the condensation in Section IV. In Section V we give the results of the conductivity. Conclusion and discussion are given in Section VI.

II. HOLOGRAPHIC FRAMEWORK

Our starting point is the following actions

$$S_0 = \frac{1}{2\kappa^2} \int d^4x \sqrt{-g} \left(R + \frac{6}{L^2} \right), \quad (1a)$$

$$S_\Psi = - \int d^4x \sqrt{-g} \left(|D_\mu \Psi|^2 + m^2 |\Psi|^2 - \alpha_1 L^2 C^2 |\Psi|^2 \right), \quad (1b)$$

$$S_A = - \int d^4x \sqrt{-g} \frac{L^2}{8g_F^2} F_{\mu\nu} X^{\mu\nu\rho\sigma} F_{\rho\sigma}. \quad (1c)$$

$F = dA$ is the Maxwell field strength of gauge field A . $D_\mu = \partial_\mu - iqA_\mu$ is the covariant derivative and Ψ is the charged complex scalar field with mass m and the charge q of the Maxwell field A . We can write $\Psi = \psi e^{i\theta}$ with ψ being a real scalar field and θ a Stückelberg field. And then, for convenience we choose the gauge $\theta = 0$ in what follows. In the action S_Ψ , a new interaction, which couples the complex scalar field to the Weyl tensor, is added in S_Ψ . Since the pure AdS geometry is conformally flat, the Weyl tensor vanishes in the UV boundary. But C^2 provides a nontrivial source for the scalar in the bulk geometry and gives an effective mass of the scalar. This interaction provides a new mechanism of the symmetry breaking², for which we shall do in-depth studies in this paper. In the action S_A , the tensor X is

$$\begin{aligned} X_{\mu\nu}{}^{\rho\sigma} = & I_{\mu\nu}{}^{\rho\sigma} + \alpha_2 |\Psi|^2 I_{\mu\nu}{}^{\rho\sigma} - 8\gamma_{1,1} L^2 C_{\mu\nu}{}^{\rho\sigma} - 4L^4 \gamma_{2,1} C^2 I_{\mu\nu}{}^{\rho\sigma} - 8L^4 \gamma_{2,2} C_{\mu\nu}{}^{\alpha\beta} C_{\alpha\beta}{}^{\rho\sigma} \\ & - 4L^6 \gamma_{3,1} C^3 I_{\mu\nu}{}^{\rho\sigma} - 8L^6 \gamma_{3,2} C^2 C_{\mu\nu}{}^{\rho\sigma} - 8L^6 \gamma_{3,3} C_{\mu\nu}{}^{\alpha_1\beta_1} C_{\alpha_1\beta_1}{}^{\alpha_2\beta_2} C_{\alpha_2\beta_2}{}^{\rho\sigma} + \dots \end{aligned} \quad (2)$$

$I_{\mu\nu}{}^{\rho\sigma} = \delta_\mu^\rho \delta_\nu^\sigma - \delta_\mu^\sigma \delta_\nu^\rho$ is an identity matrix and $C^n = C_{\mu\nu}{}^{\alpha_1\beta_1} C_{\alpha_1\beta_1}{}^{\alpha_2\beta_2} \dots C_{\alpha_{n-1}\beta_{n-1}}{}^{\mu\nu}$ with $C_{\mu\nu\rho\sigma}$ being the Weyl tensor. When $X_{\mu\nu}{}^{\rho\sigma} = I_{\mu\nu}{}^{\rho\sigma}$, the action S_A reduces to the standard

quasi-topological gravity [31, 32]. But the value of the superconducting energy gap is always greater than the value of the standard version holographic superconductor.

² This interaction for a neutral scalar field has been study in [33–38].

Maxwell theory. The second term introduces the interaction between the scalar field and the gauge field. Starting from the third term, they are an infinite family of HD terms [39]. In this paper, we mainly focus on the top four terms in $X_{\mu\nu}{}^{\rho\sigma}$. For convenience sake, we denote $\gamma_{1,1} = \gamma$ and $\gamma_{2,i} = \gamma_i (i = 1, 2)$. In SS-AdS black brane background, when other parameters are turned off, γ and γ_1 are constrained in the region $-1/12 \leq \gamma \leq 1/12$ [40, 41] and $\gamma_1 \leq 1/48$ [39], respectively. These constraints come from the instabilities and causality of the vector modes. However, for the black brane with scalar hair, we must reexamine the instabilities and causality of the vector modes and we leave them for future. In this paper, we shall constraint these coupling parameters in small region, which is safe.

III. SUPERCONDUCTING INSTABILITY

When $\Psi = 0$, the system (1) achieves a charged black brane solution, which corresponds to the normal phase. In this section, we shall explore the instability condition for the normal phase towards the development of a hairy black brane under small charged scalar field perturbations. This allows one to determine the superconducting phase structure in the dual boundary field theory. The condition for the formation of the hairy black brane depends on the charge and the mass of the scalar field as well as the background which is specified by the model parameters. For clarity, we first study the role of α_1 term in the formation of the hairy black brane. And then, we further explore the joint effect from the α_1 term and the γ term.

A. Case I: α_1 HD term

In this subsection, we first want to see what role the α_1 term plays in the formation of the hairy black brane. So we only turn on α_1 term and turn off other coupling parameters in this section. In this case, the background geometry of the normal phase is RN-AdS black brane,

$$\begin{aligned}
 ds^2 &= \frac{1}{u^2} \left(-f(u)dt^2 + dx^2 + dy^2 \right) + \frac{1}{u^2 f(u)} du^2, \\
 f(u) &= (1-u)p(u), \quad p(u) = 1 + u + u^2 - \frac{\mu^2 u^3}{4}, \\
 A_t(u) &= \mu(1-u).
 \end{aligned} \tag{3}$$

Here μ is the chemical potential of the field theory. The Hawking temperature is

$$T = \frac{p(1)}{4\pi} = \frac{1}{4\pi} \left(\frac{\mu^2}{4} - 3 \right). \quad (4)$$

We can estimate the critical temperature for the formation of the superconducting phase by finding static normalizable modes of the scalar field ψ in the above background (3). The procedure has been used in [42–45]. This problem can be casted into a positive self-adjoint eigenvalue problem for q^2 and so we write the equation of motion for the scalar field as the following form:

$$[\nabla^2 - m^2 + \alpha_1 L^2 C^2] \psi = q^2 A^2 \psi. \quad (5)$$

Without loss of generality, we set the mass of the charged scalar field as $m^2 = -2$ here³. For this case, its asymptotical behavior at infinity is

$$\psi = \psi_1 u + \psi_2 u^2. \quad (6)$$

Here, we will treat ψ_1 as the source and ψ_2 as the expectation value in the dual boundary theory. Also we set $\psi_1 = 0$ such that the condensation is not sourced. Now, this system is determined by the scaling-invariant Hawking temperature $\hat{T} = T/\mu$, the charge of complex scalar field q and the coupling parameter α . When the non-trivial scalar profile is developed, the superconducting phase forms. Therefore, we can numerically solve the above equation (5) to locate the critical temperature of the superconducting phase as the function of α_1 for different q , which is shown in the left plot in FIG.1. Note that the region above the line is the normal state and the region below the line is the superconducting phase. This plot exhibits that when we reduce the temperature for given parameter q and α , an thermodynamic phase transition happens. In addition, at zero temperature, we find that for given q when the coupling parameter α_1 increases, the superconducting phase also appears, which is a quantum phase transition (QPT). The phase diagram (α_1, q) is shown in the right plot in FIG.1. There are several characteristics are summarized as what follows:

- For a given α_1 , we find that the critical temperature becomes higher with the increase of the charge (left plot in FIG.1), which means that the increase of the charge make the condensation easier. This tendency is consistent with our intuition and have been observed in [42, 43].

³ We have set $L = 1$.

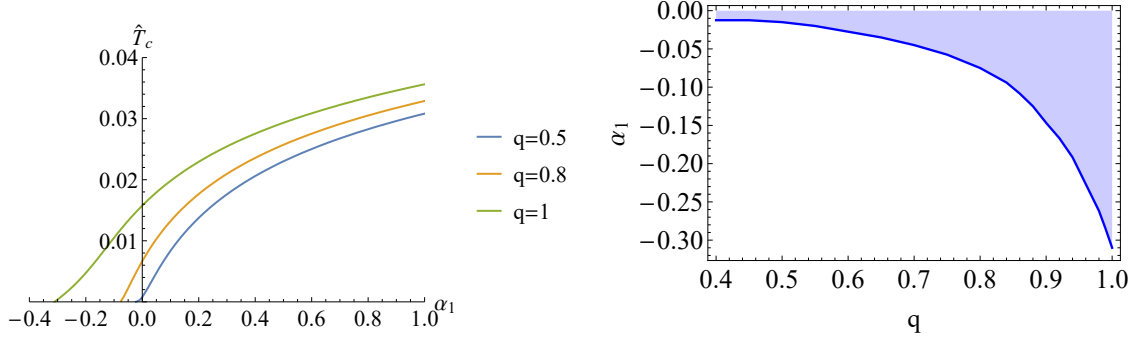


FIG. 1: Left plot: Phase diagram (α_1, \hat{T}_c) with $m^2 = -2$ for different q . Right plot: QPT diagram in (α_1, q) space for $m^2 = -2$. The blue line is the QPT critical line and the blue zone is the superconducting phase at zero temperature.

- For a given charge, we find a rise in critical temperature with the coupling parameter α_1 (left plot in FIG.1), which means that the higher derivative term α_1 plays the role of driving the superconducting phase transition.
- From the left plot in FIG.1, we see that for a given charge, if the coupling parameter α_1 is relatively small, the system would not undergo a superconducting phase transition no matter how low the temperature. It means that there is a QPT at zero temperature. We show the QPT diagram in (α_1, q) space in the right plot in FIG.1. The blue line is the QPT critical line and the blue zone is the superconducting phase at zero temperature. The QPT can be also understood by the BF bound. We shall further address this problem in what follows.

Now, we shall analyze the superconducting phase transition at zero temperature by BF bound. To have a superconducting phase transition, the near horizon effective mass squared shall be below the corresponding BF bound, but the UV boundary effective mass squared shall be above the boundary AdS_4 BF bound, which guarantees the stability of scalar field at the boundary.

For the RN-AdS black brane, the extremal limit can be arrived at when $\mu = 2\sqrt{3}$. At this limit, the near horizon geometry and the gauge field are [46]

$$ds^2 = \frac{L_2^2}{\zeta^2}(-d\tau^2 + d\zeta^2) + dx^2 + dy^2, \quad (7a)$$

$$A_\tau = \frac{\mu L_2^2}{\zeta}, \quad (7b)$$

where $L_2 \equiv L/\sqrt{6}$. In deriving the above equations, we have made the transformation $(1-u) = \epsilon \frac{L^2}{\zeta^2}$ and $t = \epsilon^{-1}\tau$ in the limit $\epsilon \rightarrow 0$ with finite ζ and τ . It is obvious that at the zero-temperature limit, the near horizon geometry is $\text{AdS}_2 \times \mathbb{R}^2$ with the AdS_2 curvature radius L_2 .

The effective mass of this system is

$$m_{eff}^2 = m^2 + q^2 A^2 - \alpha_1 L^2 C^2. \quad (8)$$

Since $q^2 A^2 = q^2 g^{tt} A_t^2$, which contributes with minus sign, it tends to destabilize the normal state and induces the superconductivity. While the role plays α_1 term depends on the sign of α_1 , which can stabilize or destabilize the normal state. To have a superconducting phase transition, we require that the near horizon effective mass squared shall be below the corresponding BF bound, but the UV boundary effective mass squared shall be above the corresponding BF bound. Thus we have

$$m_{IR}^2 < -\frac{1}{4L_2^2}, \quad m_{UV}^2 \geq -\frac{9}{4}, \quad (9)$$

where m_{IR}^2 and m_{UV}^2 denote the near horizon effective mass squared and the bulk mass squared, respectively. Using the expression of the effective mass squared (8) combining with the near horizon geometry (7) and the AdS_4 geometry, the above equations can be specifically expressed as

$$m^2 - 2q^2 - 8\alpha_1 < -\frac{3}{2}, \quad m^2 \geq -\frac{9}{4}. \quad (10)$$

It has been well studied that for the usual holographic superconductor ($\alpha_1 = 0$ here), the superconducting instabilities are determined by both the bulk mass squared m^2 and the charge q , equivalently, the chemical potential, which can be clearly seen from the above instability condition (10) and have been explored in [7, 13]. Here, we also exhibit the allowed region (blue zone) for the superconducting phase transition with $\alpha_1 = 0$ at m^2 vs q plane at the zero temperature (left plot in FIG.2). For small q , the superconducting phase transition is forbade if the mass squared is positive. But provided the charge is large, the superconducting phase transition still happen for $m^2 = 0$ or even positive m^2 , which is called the density driven symmetry breaking in holographic superconductor in [7].

Subsequently, we turn to explore what role α_1 plays. We plot the α_1 as the function of q (i.e., QPT diagram) for $m^2 = -2$ at zero temperature, which is shown in the right plot in

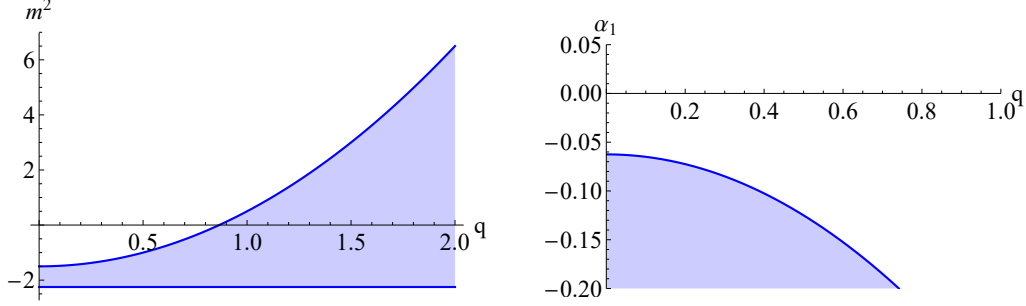


FIG. 2: Left plot: The blue zone is the allowed region for the superconducting phase transition at m^2 vs q plane at the zero temperature for $\alpha_1 = 0$. Right plot: The blue zone is the allowed region for the superconducting phase transition at the zero temperature for $m^2 = -2$.

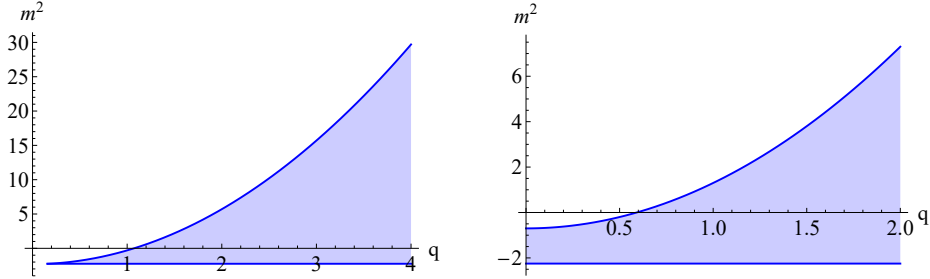


FIG. 3: The blue zone is the allowed region for the superconducting phase transition at m^2 vs q plane at the zero temperature (left plot is for $\alpha_1 = -0.1$ and right plot is for $\alpha_1 = 0.1$).

FIG.2. The result is qualitatively consistent with that above by finding static normalizable modes of the scalar field (see the right plot in FIG.1).

Further, we plot the allowed region for the superconducting phase transition at m^2 vs q plane at the zero temperature for $\alpha_1 = -0.1$ and $\alpha_1 = 0.1$, respectively (FIG.3). It is obvious that for $\alpha_1 = -0.1$, if q is less than some critical value ($q \simeq 0.158$), the superconducting phase transition is forbade regardless of the value of m^2 (see the left plot in FIG.3). For $\alpha_1 = 0.1$, the allowed range of m^2 for the superconducting phase transition becomes larger than $\alpha_1 = 0$ for the fixed q . To address this point more clearly, we also plot the relation between m^2 and α_1 for $q = 1$ and $q = 2$ in FIG.4 and a 3D plot for q , m^2 and α_1 in FIG.5. It indicates that one can tune α_1 to trigger a quantum phase transition. Also, we can infer that for small q , the superconducting phase transition still happen for $m^2 = 0$ or even positive m^2 , provided that α_1 is large. It is just the role α_1 plays and we call the HD driven symmetry breaking in holographic superconductor, which is the focus of our present

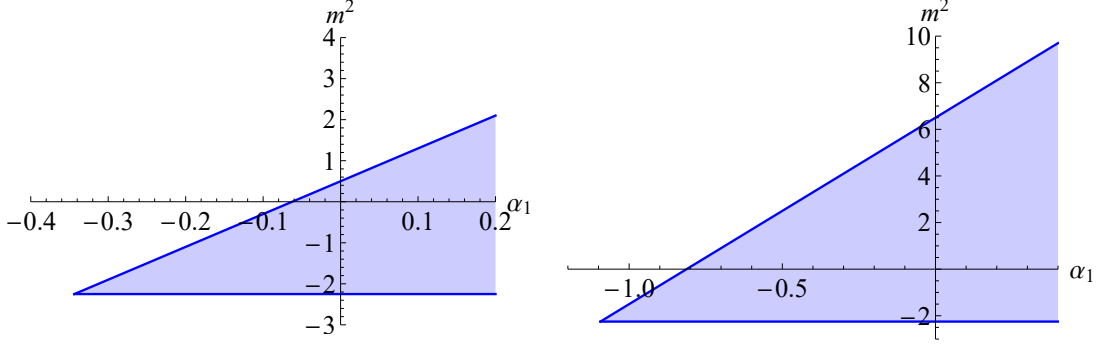


FIG. 4: The blue zone is the allowed region for the superconducting phase transition at m^2 vs α_1 plane at the zero temperature (left plot is for $q = 1$ and right plot is for $q = 2$).

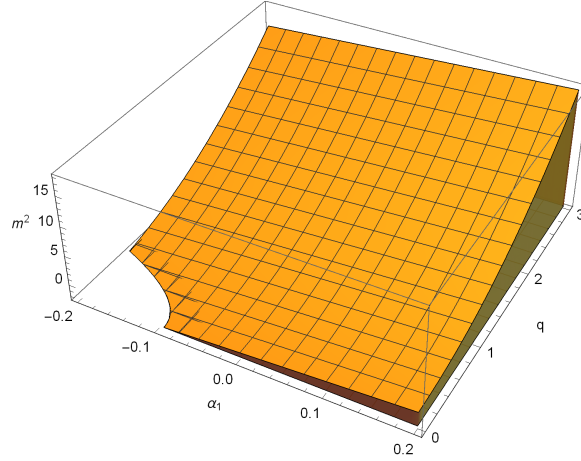


FIG. 5: 3D plot of the allowed region for the superconducting phase transition at the zero temperature.

paper and we shall thoroughly explore this issue in next section.

B. Case II: γ HD term

In this subsection, we simultaneously turn on α_1 and γ . Since γ term involves the coupling between the Weyl tensor and gauge field, the background geometry of the normal phase is no longer a RN-AdS black brane. We need to solve a set of third order differential equations to obtain the background solution. It is a hard task. However, we can obtain the perturbative

solution up to the first order of γ as [47]

$$\begin{aligned}
ds^2 &= \frac{f(u)}{u^2} dt^2 + \frac{1}{u^2 f(u)} du^2 + \left[\frac{1}{u^2} \left(1 + \gamma \frac{u^2 \mu^2}{9} \right) \right] (dx^2 + dy^2), \\
f(u) &= (1-u)p(u), \\
p(u) &= 1 + u + u^2 - \frac{\mu^2 u^3}{4} + \frac{1}{180} u^3 \gamma \mu^2 [240 - 28\mu^2 + 26u^4 \mu^2 + (u + u^2 + u^3)(-100 + \mu^2)], \\
A_t(u) &= \frac{1}{90} \mu \{ 90 + 74u^5 \gamma \mu^2 + 45u^4 \gamma (-4 - \mu^2) - [90 + \gamma(180 + 29\mu^2)] \}.
\end{aligned} \tag{11}$$

For this black brane, we can obtain the dimensionless Hawking temperature $\hat{T} \equiv T/\mu$ with

$$T = \frac{12 - \mu^2}{16\pi\mu} + \gamma \frac{\mu(\mu^2 - 60)}{720\pi}. \tag{12}$$

At the zero temperature limit, the chemical potential μ becomes

$$\mu = \sqrt{\frac{3}{2}} \sqrt{20 + \frac{15}{\gamma} - \frac{\sqrt{5}\sqrt{45 + 72\gamma + 80\gamma^2}}{\gamma}}. \tag{13}$$

When $\gamma \rightarrow 0$, $\mu = 2\sqrt{3}$, which reduces the case of RN-AdS black brane. At extremal limit, the near horizon geometry of the perturbative solution (11) is also $\text{AdS}_2 \times \mathbb{R}^2$ as RN-AdS black brane but with a different AdS_2 curvature radius L_2 as

$$L_2^2 = \frac{-4000\gamma^2 + 5\sqrt{5}(40\gamma + 33)\sqrt{80\gamma^2 + 72\gamma + 45} - 4956\gamma - 2475}{4\gamma}, \tag{14}$$

which explicitly depends on the Weyl parameter γ .

Following the same procedure in the above subsection, in this case, the constraint on the the near horizon effective mass squared gives

$$\begin{aligned}
m^2 + \frac{4\alpha_1}{3} - \frac{2475 + 4956\gamma + 4000\gamma^2 - 165w - 200w}{16\gamma} + \\
\frac{q^2(2355 + 2860\gamma - 161w)^2(-15 - 20\gamma + w)}{600[-4000\gamma^2 + 165(-15 + w) + 4\gamma(-1239 + 50w)]} < -\frac{3}{2}.
\end{aligned} \tag{15}$$

For convenience, in the above equation, we have defined w as

$$w = \sqrt{5}\sqrt{45 + 72\gamma + 80\gamma^2}. \tag{16}$$

In addition, the bulk mass squared satisfies

$$m^2 > -\frac{9}{4}. \tag{17}$$

Eqs.(15) and (17) give the conditions that the superconducting phase happens at zero temperature. We summarize the roles α_1 and γ play in the superconducting phase transition as what follows.

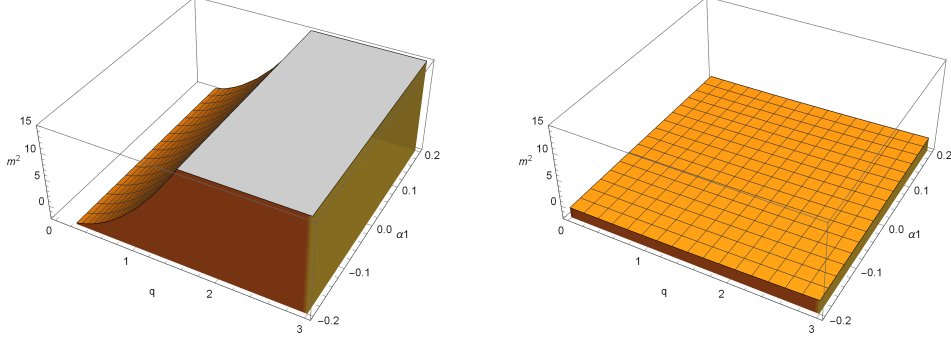


FIG. 6: 3D plot of the allowed region for the superconducting phase transition at the zero temperature for a fixed γ (left plot is for $\gamma = -1/12$ and right plot is for $\gamma = 1/12$).

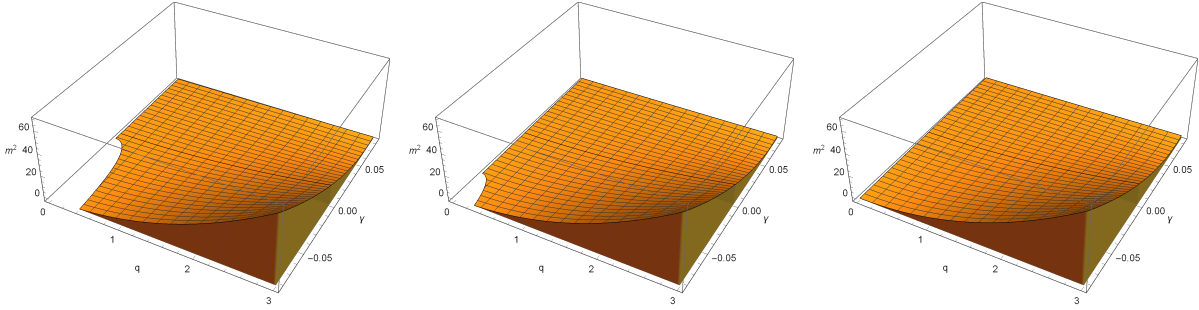


FIG. 7: 3D plot of the allowed region for the superconducting phase transition at the zero temperature for a fixed α_1 (from left to right, $\alpha_1 = -0.5, 0, 0.5$).

- In previous subsection, we have observed that for $\gamma = 0$, in the phase diagram (m^2, q, α_1) , there is a region in which the superconducting phase transition is forbade. When $\gamma = -1/12$, such a region still holds (left plot in FIG.6). But when $\gamma = 1/12$, such a forbidden region of superconducting phase transition vanishes (right plot in FIG.6). It indicates that we can find a parameter space, the superconducting phase transition can always happen.
- FIG.7 exhibits 3D plot of the allowed region for the superconducting phase transition at the zero temperature for a fixed α_1 . When α_1 is negative, there is a forbidden region of superconducting phase transition in the phase diagram (m^2, q, γ) . As α_1 increases, this region shrinks and α_1 is large, this region vanishes.

In this section, we have made the superconducting instability analysis, from which we clearly see what roles of the HD terms α_1 and γ play in the superconducting phase transition.

However, we would like to point out that the instability analysis is implemented in the probe limit and it only provide a clue of the phase transition. To further confirm the phase transition, we need numerically solve the system (1).

IV. CONDENSATION

In this section, we shall numerically solve the system (1) to study the superconducting phase transition. However, it is hard to solve the system (1) with backreaction because it involves solving a set of third order differential equations with high nonlinearity. Therefore, we shall work in the probe limit, i.e., we don't consider the backreaction of the gauge field and the scalar field on the geometry.

In the probe limit, we consider the metric as

$$ds^2 = \frac{1}{u^2} \left(-f(u)dt^2 + dx^2 + dy^2 \right) + \frac{L^2}{u^2 f(u)} du^2, \\ f(u) = (1-u)p(u), \quad p(u) = u^2 + u + 1, \quad (18)$$

which is the SS-AdS black brane. $u = 1$ denotes the horizon and $u = 0$ is the asymptotically AdS boundary. The Hawking temperature of this system is $T = 3/4\pi$. And then, the EOMs of gauge field and scalar field can be derived as

$$\nabla_\nu (X^{\mu\nu\rho\sigma} F_{\rho\sigma}) - 4q^2 A^\mu \psi^2 = 0, \quad [\nabla^2 - (m^2 + q^2 A^2) + \alpha_1 C^2] \psi = 0. \quad (19)$$

The ansatz for the scalar field and gauge field is taken as

$$\psi = \psi(u), \quad A = \phi(u)dt. \quad (20)$$

Under the above ansatz (Eqs.(18) and (20)), the EOMs for ψ and ϕ (Eq.(19)) can be explicitly expressed as follows,

$$\psi(u) \left(-\frac{q^2 \phi(u)^2}{u^3 - 1} + 12\alpha_1 u^4 - u \right) - (u^3 - 1) \psi''(u) - 3u^2 \psi'(u) = 0, \quad (21a)$$

$$(u^3 - 1)(48u^6 \gamma_1 + 8u^3 \gamma - 1) \phi''(u) + 24u^2 (u^3 - 1)(\gamma + 12u^3 \gamma_1) \phi'(u) - 2q^2 \psi(u)^2 \phi(u) = 0. \quad (21b)$$

Here, we only consider the HD terms up to 6 order. Regardless of any details of the above EOMs, the asymptotical behaviors of ϕ and ψ at the conformal boundary are

$$\phi = \mu - \rho u, \quad \psi = \psi_1 u^{3-\Delta} + \psi_2 u^\Delta. \quad (22)$$

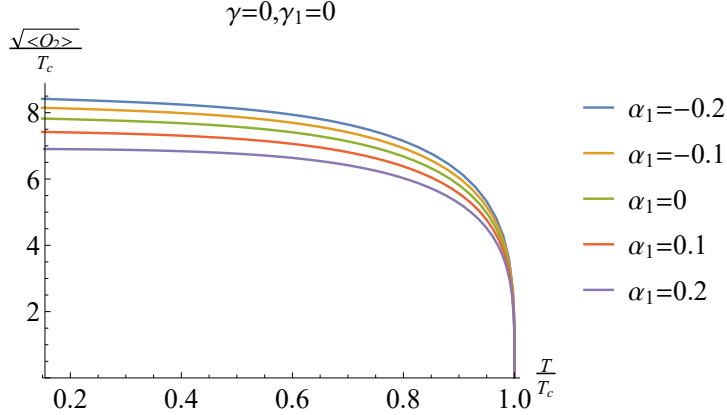


FIG. 8: The condensation $\sqrt{\langle O_2 \rangle}/T_c$ as a function of the temperature T/T_c for different α_1 . Here the mass of scalar field is $m^2 = -2$.

In the dual boundary field theory, μ and ρ are the chemical potential and the charge density, respectively, as has been mentioned above. This system is depicted by a dimensionless quantity $\hat{T} \equiv T/\mu$. We take standard quantization and so ψ_1 is treated as the source and ψ_2 as the expectation value of the scalar operator, for which we denote $\langle O_2 \rangle$. We expect that the condensation is not sourced and so we set $\psi_1 = 0$. Subsequently, we numerically solve EOMs (21) by the shooting method and study the properties of the condensation $\langle O_2 \rangle$ with HD derivative terms⁴. We shall firstly study the condensation by considering the scalar field with negative mass, $m^2 = -2$, which has been well studied in the usual holographic superconductor model.

FIG.8 shows the condensation $\sqrt{\langle O_2 \rangle}/T_c$ as a function of the temperature T/T_c for different α_1 . We observe that as α_1 decreases, the condensation value becomes much larger. It indicates that a larger superconducting energy gap ω_g/T_c emerges, which shall be explicitly addressed in the following study of optical conductivity. Furthermore, we find that with the increase of the α_1 , the critical temperature T_c goes up (see TABLE I). The tendency agrees with that shown in the left plot in FIG.1. It indicates that the positive α_1 term drives the symmetry breaking and makes the condensation easy. While for the negative α_1 , the condensation becomes hard and when α_1 is less than certain value, the condensation is spoiled. The result is consistent with the instability analysis in Section III.

In previous works [16, 19], we have studied the holographic superconductor from the

⁴ In this paper, we only focus on the cases of α_1 and γ HD terms.

\hat{T}_c	$\alpha_1 = -0.2$	$\alpha_1 = -0.1$	$\alpha_1 = 0$	$\alpha_1 = 0.1$	$\alpha_1 = 0.2$
$\gamma = 1/12$	0.0666	0.0694	0.0732	0.0782	0.0855
$\gamma = 0$	0.0545	0.0563	0.0587	0.0621	0.0670
$\gamma = -1/12$	0.0491	0.0506	0.0525	0.0552	0.0592

TABLE I: The critical temperature \hat{T}_c with different α_1 and γ . Here $\gamma_1 = 0$.

\hat{T}_c	$\alpha_1 = -0.2$	$\alpha_1 = -0.1$	$\alpha_1 = 0.1$	$\alpha_1 = 0.2$
$\gamma_1 = 0.02$	0.0825	0.0874	0.1019	0.1137
$\gamma_1 = 0$	0.0545	0.0563	0.0621	0.0670
$\gamma_1 = -0.02$	0.0496	0.0511	0.0556	0.0595

TABLE II: The critical temperature \hat{T}_c with different α_1 and γ_1 . Here $\gamma = 0$.

coupling between Weyl tensor and gauge field. We find that the condensation value at low temperature runs and the critical temperature \hat{T}_c changes as the coupling parameters γ or γ_1 . The tendency is consistent with that from the instability analysis in Section III. Here we further explore the joint effect from α_1 term and γ or γ_1 term. The results are exhibited in TABLE I, TABLE II and FIG.9. We find that the couplings between α_1 and γ (or γ_1) have an enhancement or a competitive effect on the formation of superconducting phase depending on the sign of the coupling parameters. We summarize the properties as what follows.

- From TABLE I and the panels above in FIG.9, we see that both α_1 and γ are positive, the critical temperature of the superconducting phase transition is enhanced. If both α_1 and γ are negative, the critical temperature is reduced. It means that the same sign of α_1 and γ enhances or reduces the formation of the superconducting phase transition. However, if the signs of α_1 and γ are opposite, there is a competitive effect on the formation of superconducting phase transition.
- The same analysis from TABLE II and the panels below in FIG.9 gives that when the signs of α_1 and γ_1 are opposite, the formation of the superconducting phase transition is enhanced or reduced, while for the same signs of α_1 and γ_1 , there is a competitive effect on the formation of superconducting phase transition.

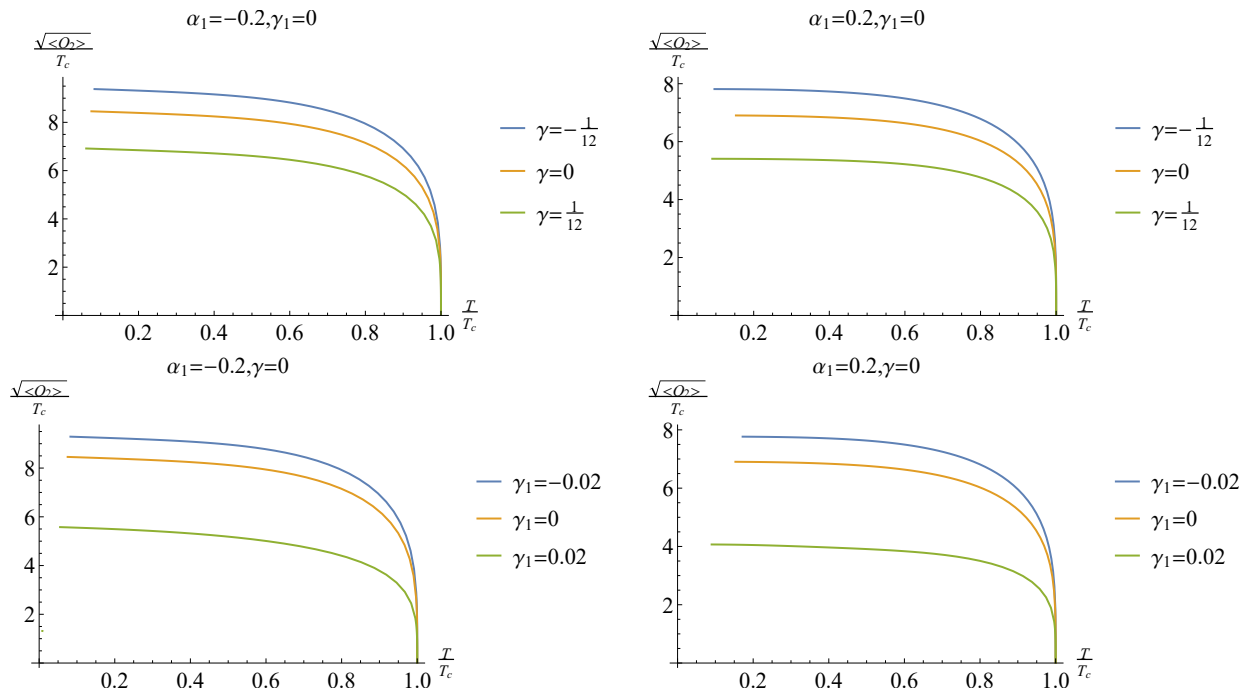


FIG. 9: The condensation $\sqrt{\langle O_2 \rangle}/T_c$ as a function of the temperature T/T_c for different α_1 and γ or γ_1 . Here the mass of scalar field is $m^2 = -2$.

V. CONDUCTIVITY

In this section, we study the optical conductivity of our holographic system with HD terms. For this, we turn on the perturbation of the gauge field along x direction as $\delta A_x(t, u) = e^{-i\omega t} A_x(u)$. And then we can derive the following perturbation equation

$$\begin{aligned}
 (-1 + u^3)(-1 - 4u^3\gamma + 48u^6\gamma_1)A_x'' + (-1 + u^3)(3u^2(-1 + 4\gamma - 8u^3\gamma - 96u^3\gamma_1 + 144u^6\gamma_1))A_x' \\
 + ((-1 - 4u^3\gamma + 48u^6\gamma_1)\omega^2 - 2q^2(-2 + u^3)\psi^2)A_x = 0.
 \end{aligned}
 \tag{23}$$

We can numerically solve the above equation with the ingoing boundary condition. Once the solution is at hand, we can read off the conductivity in terms of

$$\sigma(\omega) = \frac{\partial_u A_x}{i\omega A_x} \Big|_{u=0}.
 \tag{24}$$

There is no doubt that as the standard version of holographic superconductor model [11], the imaginary part of the conductivity (right plots in FIG.10, 11 and 12) has a pole at $\omega = 0$,

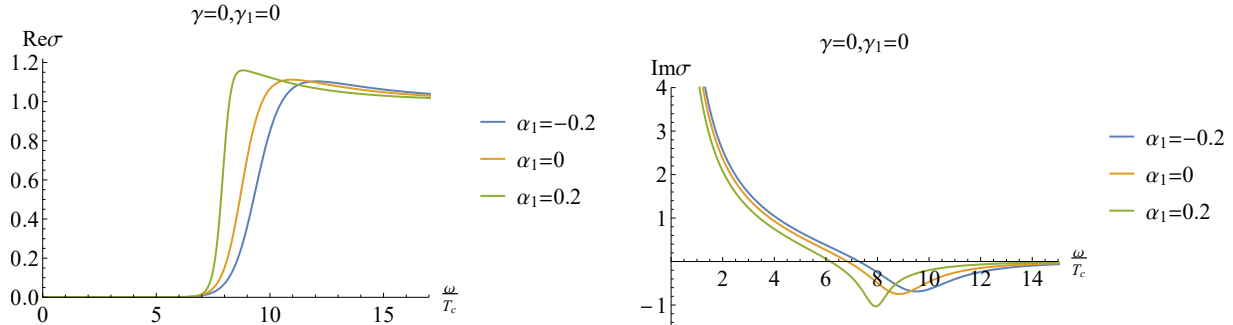


FIG. 10: Real and imaginary parts of conductivity as a function of the frequency for different α_1 .

which indicates that there is a delta function at $\omega = 0$ in the real part of the conductivity according to the Kramers-Kronig (KK) relation. Such a delta function in conductivity means the emergence of superconductivity. The another important property that the superconducting energy gap is also clearly exhibited in the real part of the conductivity (see the left plots in FIG.10, 11 and 12). Near the gap frequency ω_g , the real part of conductivity quickly goes up, which approximately corresponds to the minimum value in the imaginary part of the conductivity.

In previous works [16–19], the authors have found that after introducing the coupling between the Weyl tensor and the gauge field, the ratio of the superconducting energy gap frequency over critical temperature ω_g/T_c ranges from about 5.5 to 16.2. Here we would also like to explore the running of the superconducting energy gap after the coupling term α_1 , which is the coupling between the complex scalar field and the Weyl tensor. From FIG.10, we clearly see that the superconducting energy gap runs with the parameter α_1 . Quantitatively, it ranges from about 7.9, which is less than the value of the standard version holographic superconductor in [11], to 9.5, which is beyond the value of the standard version holographic superconductor, when $\alpha_1 \in [-0.2, 0.2]$ (see TABLE III).

Furthermore, we also study the the joint effect on the running of the superconducting energy gap from α_1 term and γ or γ_1 term. The results are exhibited in FIG. 11, 12 and TABLE III, IV. The enhancement or competitive effect on the running of the superconducting energy gap is similar with that of the formation of the superconducting phase discussed in the previous section. We present a brief summary as what follows.

- The same sign of α_1 and γ enhances the running of the superconducting energy gap. However, if the signs of α_1 and γ are opposite, there is a competitive effect on the

running of superconducting energy gap.

- When the signs of α_1 and γ_1 are opposite, the running of the superconducting energy gap is enhanced, while for the same signs of α_1 and γ_1 , there is a competitive effect on the running of superconducting energy gap.
- The enhancement effect leads to the result that the running range of the superconducting energy gap becomes larger, from 4.6 to 10.5 (see FIG. 11, 12 and TABLE III, IV).

The extension of the energy gap in our holographic model maybe provide a novel platform to model the high temperature superconductor and we pursuit it in future.

ω_g/T_c	$\alpha_1 = -0.2$	$\alpha_1 = -0.1$	$\alpha_1 = 0$	$\alpha_1 = 0.1$	$\alpha_1 = 0.2$
$\gamma = 1/12$	7.7857	7.5090	7.1291	6.7364	6.6207
$\gamma = 0$	9.5446	9.2161	8.8476	8.4135	7.9274
$\gamma = -1/12$	10.6011	10.2622	9.9057	9.3502	8.9090

TABLE III: The superconducting energy gap ω_g/T_c with different α_1 and γ .

ω_g/T_c	$\alpha_1 = -0.2$	$\alpha_1 = -0.1$	$\alpha_1 = 0.1$	$\alpha_1 = 0.2$
$\gamma_1 = 0.02$	6.2608	5.9211	5.1523	4.6869
$\gamma_1 = 0$	9.5446	9.2161	8.4135	7.9274
$\gamma_1 = -0.02$	10.5032	10.1741	9.4234	8.9416

TABLE IV: The superconducting energy gap ω_g/T_c with different α_1 and γ_1 .

VI. CONCLUSION AND DISCUSSION

In this paper, we construct a novel holographic superconductor from HD gravity, for which we introduce a coupling between the complex scalar field and the Weyl tensor. The α_1 coupling term provides a near horizon effective mass squared but doesn't modify the boundary AdS₄ BF bound. The instability analysis indicates that a quantum phase transition can be triggered by tuning the coupling parameter α_1 . In particular, even for the

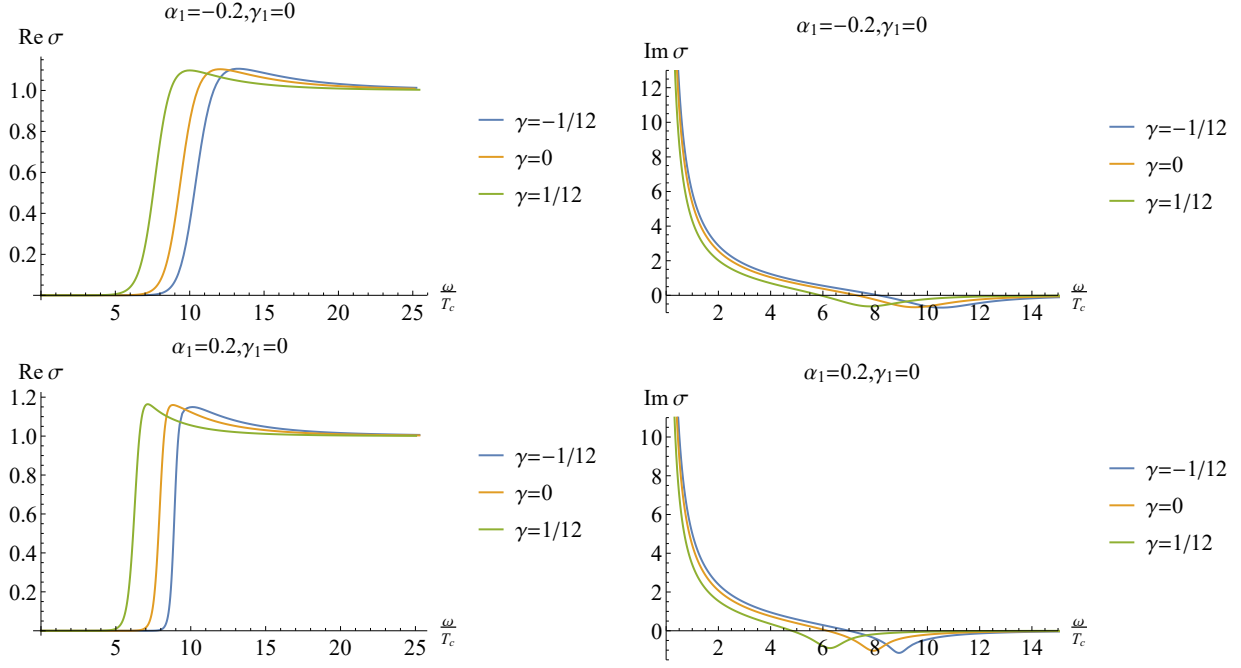


FIG. 11: Real and imaginary parts of conductivity as a function of the frequency for different γ .

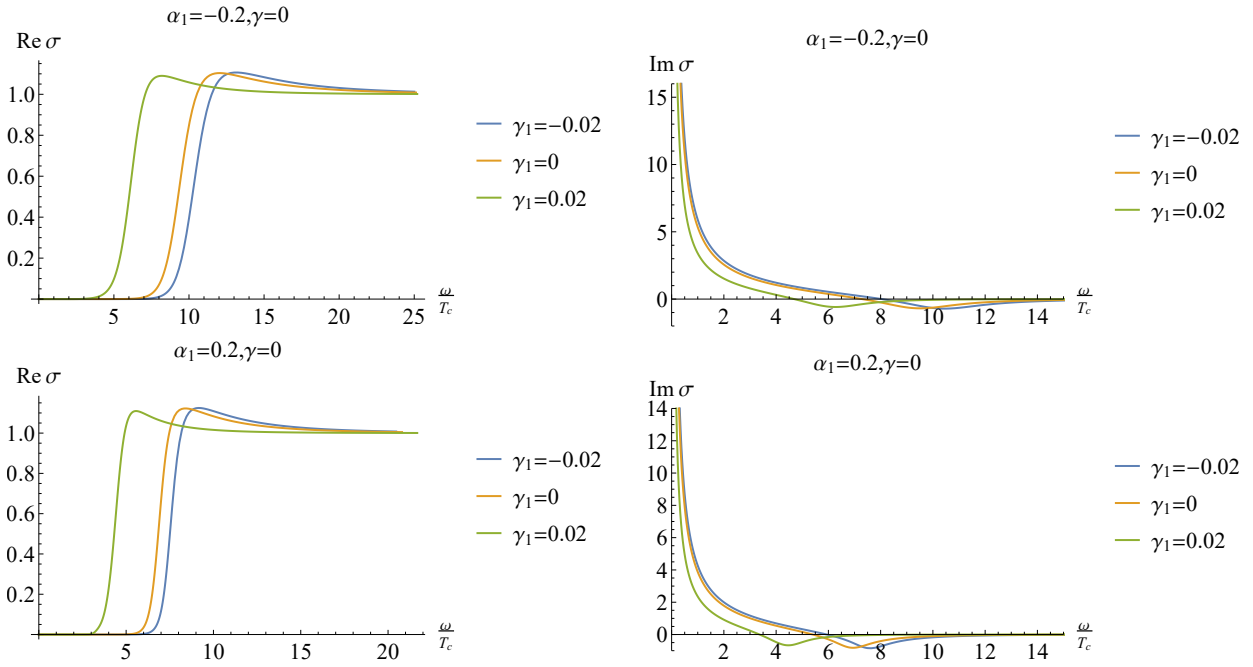


FIG. 12: Real and imaginary parts of conductivity as a function of the frequency for different γ_1 .

positive mass squared, the superconducting phase transition also happens by tuning the α_1 . Therefore, the α_1 HD term plays the role of driving the symmetry breaking and results in the superconducting phase transition. We also explore the instability from the HD terms α_1 and γ , which involves the coupling between the Weyl tensor and gauge field. γ coupling term modifies the near horizon AdS₂ curvature and thus the near horizon effective mass squared, which provides a mechanism to result in the superconducting phase transition.

The properties of the condensation and the conductivity in our holographic model are also studied. Although in the probe limit, we have the same tendency as the instability analysis. We summarize the main properties of our present model as what follows:

- For the positive α_1 , the condensation becomes easy. While for the negative α_1 , the result is just opposite.
- A wider extension of the superconducting energy gap, ranging from 4.6 to 10.5, is observed. We expect that our model provides a novel platform to model and interpret the phenomena in the real materials of high temperature superconductor.

As a novel mechanism, there are some interesting topics deserving further pursuit in future.

- We want to explore whether there is the phenomena of the phase space folding as Ref. [7] due to the introduction of α_1 term.
- The Homes' law can be observed in the holographic superconductor model from HD theory [19], which involves the coupling between Weyl tensor and the gauge field. It is interesting to explore this issue in our present model.
- The transports at full momentum and energy spaces can provide far deeper insights into the holographic system than that at the zero momentum [48, 49]. In future, we shall study this issue in the framework of our present model.
- It is also interesting to study the running of the superconducting energy gap in other HD holographic superconductor model, for example [50].

Acknowledgments

This work is supported by the National Natural Science Foundation of China under Grant Nos. 11775036, 11847313, 11835009, 11875102, 11975072, and 11690021. J. P. Wu is also supported by Top Talent Support Program from Yangzhou University.

-
- [1] J. M. Maldacena, “The Large N limit of superconformal field theories and supergravity,” *Int. J. Theor. Phys.* **38**, 1113 (1999) [*Adv. Theor. Math. Phys.* **2**, 231 (1998)]. [[hep-th/9711200](#)].
 - [2] S. S. Gubser, I. R. Klebanov and A. M. Polyakov, “Gauge theory correlators from noncritical string theory,” *Phys. Lett. B* **428**, 105 (1998). [[hep-th/9802109](#)].
 - [3] E. Witten, “Anti-de Sitter space and holography,” *Adv. Theor. Math. Phys.* **2**, 253 (1998). [[hep-th/9802150](#)].
 - [4] O. Aharony, S. S. Gubser, J. M. Maldacena, H. Ooguri and Y. Oz, “Large N field theories, string theory and gravity,” *Phys. Rept.* **323**, 183 (2000). [[hep-th/9905111](#)].
 - [5] S. A. Hartnoll, C. P. Herzog and G. T. Horowitz, “Building a Holographic Superconductor,” *Phys. Rev. Lett.* **101** (2008) 031601. [[arXiv:0803.3295 \[hep-th\]](#)].
 - [6] S. S. Gubser, “Breaking an Abelian gauge symmetry near a black hole horizon,” *Phys. Rev. D* **78**, 065034 (2008) [[arXiv:0801.2977 \[hep-th\]](#)].
 - [7] Y. Kim, Y. Ko and S. J. Sin, “Density driven symmetry breaking and Butterfly effect in holographic superconductors,” *Phys. Rev. D* **80**, 126017 (2009) [[arXiv:0904.4567 \[hep-th\]](#)].
 - [8] G. T. Horowitz and M. M. Roberts, “Holographic Superconductors with Various Condensates,” *Phys. Rev. D* **78**, 126008 (2008) [[arXiv:0810.1077 \[hep-th\]](#)].
 - [9] P. Basu, A. Mukherjee and H. H. Shieh, “Supercurrent: Vector Hair for an AdS Black Hole,” *Phys. Rev. D* **79**, 045010 (2009) [[arXiv:0809.4494 \[hep-th\]](#)].
 - [10] C. P. Herzog, P. K. Kovtun and D. T. Son, “Holographic model of superfluidity,” *Phys. Rev. D* **79**, 066002 (2009) [[arXiv:0809.4870 \[hep-th\]](#)].
 - [11] S. A. Hartnoll, C. P. Herzog and G. T. Horowitz, “Holographic Superconductors,” *JHEP* **0812**, 015 (2008) [[arXiv:0810.1563 \[hep-th\]](#)].
 - [12] S. S. Gubser and S. S. Pufu, “The Gravity dual of a p-wave superconductor,” *JHEP* **0811**, 033 (2008) [[arXiv:0805.2960 \[hep-th\]](#)].

- [13] F. Denef and S. A. Hartnoll, “Landscape of superconducting membranes,” *Phys. Rev. D* **79**, 126008 (2009) [arXiv:0901.1160 [hep-th]].
- [14] G. T. Horowitz, “Introduction to Holographic Superconductors,” *Lect. Notes Phys.* **828**, 313 (2011). [arXiv:1002.1722 [hep-th]].
- [15] K. K. Gomes, A. N. Pasupathy, A. Pushp, S. Ono, Y. Ando and A. Yazdani, “Visualizing pair formation on the atomic scale in the high-Tc superconductor Bi2Sr2CaCu2O8+d”, *Nature* **447**, 569 (2007).
- [16] J. P. Wu, Y. Cao, X. M. Kuang and W. J. Li, “The 3+1 holographic superconductor with Weyl corrections,” *Phys. Lett. B* **697**, 153 (2011). [arXiv:1010.1929 [hep-th]].
- [17] D. Z. Ma, Y. Cao and J. P. Wu, “The Stueckelberg holographic superconductors with Weyl corrections,” *Phys. Lett. B* **704**, 604 (2011). [arXiv:1201.2486 [hep-th]].
- [18] S. A. H. Mansoori, B. Mirza, A. Mokhtari, F. L. Dezaki and Z. Sherkatghanad, “Weyl holographic superconductor in the Lifshitz black hole background,” *JHEP* **1607**, 111 (2016). [arXiv:1602.07245 [hep-th]].
- [19] J. P. Wu and P. Liu, “Holographic superconductivity from higher derivative theory,” *Phys. Lett. B* **774**, 527 (2017) [arXiv:1710.07971 [hep-th]].
- [20] Y. Ling and X. Zheng, “Holographic superconductor with momentum relaxation and Weyl correction,” *Nucl. Phys. B* **917** (2017) 1. [arXiv:1609.09717 [hep-th]].
- [21] D. Momeni and M. R. Setare, “A note on holographic superconductors with Weyl Corrections,” *Mod. Phys. Lett. A* **26**, 2889 (2011).
- [22] D. Momeni, N. Majd and R. Myrzakulov, “p-wave holographic superconductors with Weyl corrections,” *Europhys. Lett.* **97**, 61001 (2012). [arXiv:1204.1246 [hep-th]].
- [23] D. Momeni, M. R. Setare and R. Myrzakulov, “Condensation of the scalar field with Stueckelberg and Weyl Corrections in the background of a planar AdS-Schwarzschild black hole,” *Int. J. Mod. Phys. A* **27**, 1250128 (2012). [arXiv:1209.3104 [physics.gen-ph]].
- [24] D. Roychowdhury, “Effect of external magnetic field on holographic superconductors in presence of nonlinear corrections,” *Phys. Rev. D* **86**, 106009 (2012). [arXiv:1211.0904 [hep-th]].
- [25] Z. Zhao, Q. Pan and J. Jing, “Holographic insulator/superconductor phase transition with Weyl corrections,” *Phys. Lett. B* **719**, 440 (2013). [arXiv:1212.3062].
- [26] D. Momeni, R. Myrzakulov and M. Raza, “Holographic superconductors with Weyl Corrections via gauge/gravity duality,” *Int. J. Mod. Phys. A* **28**, 1350096 (2013). [arXiv:1307.8348]

- [hep-th]].
- [27] D. Momeni, M. Raza and R. Myrzakulov, “Holographic superconductors with Weyl corrections,” *Int. J. Geom. Meth. Mod. Phys.* **13**, 1550131 (2016). [arXiv:1410.8379 [hep-th]].
 - [28] L. Zhang, Q. Pan and J. Jing, “Holographic p-wave superconductor models with Weyl corrections,” *Phys. Lett. B* **743**, 104 (2015). [arXiv:1502.05635 [hep-th]].
 - [29] R. Gregory, S. Kanno and J. Soda, “Holographic Superconductors with Higher Curvature Corrections,” *JHEP* **0910**, 010 (2009). [arXiv:0907.3203 [hep-th]].
 - [30] Q. Pan, B. Wang, E. Papantonopoulos, J. Oliveira and A. B. Pavan, “Holographic Superconductors with various condensates in Einstein-Gauss-Bonnet gravity,” *Phys. Rev. D* **81**, 106007 (2010). [arXiv:0912.2475 [hep-th]].
 - [31] X. M. Kuang, W. J. Li and Y. Ling, “Holographic Superconductors in Quasi-topological Gravity,” *JHEP* **1012**, 069 (2010). [arXiv:1008.4066 [hep-th]].
 - [32] X. M. Kuang, W. J. Li and Y. Ling, “Holographic p-wave Superconductors in Quasi-topological Gravity,” *Class. Quant. Grav.* **29**, 085015 (2012). [arXiv:1106.0784 [hep-th]].
 - [33] S. S. Gubser, “Phase transitions near black hole horizons,” *Class. Quant. Grav.* **22**, 5121 (2005) [hep-th/0505189].
 - [34] R. C. Myers, T. Sierens and W. Witczak-Krempa, “A Holographic Model for Quantum Critical Responses,” *JHEP* **1605**, 073 (2016) Addendum: [*JHEP* **1609**, 066 (2016)] [arXiv:1602.05599 [hep-th]].
 - [35] A. Lucas, T. Sierens and W. Witczak-Krempa, “Quantum critical response: from conformal perturbation theory to holography,” *JHEP* **1707**, 149 (2017) [arXiv:1704.05461 [hep-th]].
 - [36] J. P. Wu, “Holographic quantum critical conductivity from higher derivative electrodynamics,” *Phys. Lett. B* **785**, 296 (2018).
 - [37] J. P. Wu, “Holographic quantum critical response from 6 derivative theory,” *Phys. Lett. B* **793**, 348 (2019).
 - [38] J. P. Wu, “Dynamical gap driven by Yukawa coupling in holography,” *Eur. Phys. J. C* **79**, no. 8, 691 (2019).
 - [39] W. Witczak-Krempa, “Quantum critical charge response from higher derivatives in holography,” *Phys. Rev. B* **89**, no. 16, 161114 (2014). [arXiv:1312.3334 [cond-mat.str-el]].
 - [40] R. C. Myers, S. Sachdev and A. Singh, “Holographic Quantum Critical Transport without Self-Duality,” *Phys. Rev. D* **83**, 066017 (2011). [arXiv:1010.0443 [hep-th]].

- [41] A. Ritz and J. Ward, “Weyl corrections to holographic conductivity,” *Phys. Rev. D* **79**, 066003 (2009). [arXiv:0811.4195 [hep-th]].
- [42] G. T. Horowitz and J. E. Santos, “General Relativity and the Cuprates,” *JHEP* **1306**, 087 (2013) [arXiv:1302.6586 [hep-th]].
- [43] Y. Ling, P. Liu, C. Niu, J. P. Wu and Z. Y. Xian, “Holographic Superconductor on Q-lattice,” *JHEP* **1502**, 059 (2015) [arXiv:1410.6761 [hep-th]].
- [44] Y. Ling, P. Liu, J. P. Wu and M. H. Wu, “Holographic superconductor on a novel insulator,” *Chin. Phys. C* **42**, no. 1, 013106 (2018) [arXiv:1711.07720 [hep-th]].
- [45] K. Y. Kim, K. K. Kim and M. Park, “A Simple Holographic Superconductor with Momentum Relaxation,” *JHEP* **1504**, 152 (2015) [arXiv:1501.00446 [hep-th]].
- [46] T. Faulkner, H. Liu, J. McGreevy and D. Vegh, “Emergent quantum criticality, Fermi surfaces, and AdS(2),” *Phys. Rev. D* **83**, 125002 (2011) [arXiv:0907.2694 [hep-th]].
- [47] Y. Ling, P. Liu, J. P. Wu and Z. Zhou, “Holographic Metal-Insulator Transition in Higher Derivative Gravity,” *Phys. Lett. B* **766**, 41 (2017). [arXiv:1606.07866 [hep-th]].
- [48] W. Witczak-Krempa and S. Sachdev, “Dispersing quasinormal modes in 2+1 dimensional conformal field theories,” *Phys. Rev. B* **87**, 155149 (2013).
- [49] I. Amado, M. Kaminski and K. Landsteiner, “Hydrodynamics of Holographic Superconductors,” *JHEP* **0905**, 021 (2009).
- [50] X. M. Kuang, E. Papantonopoulos, G. Siopsis and B. Wang, “Building a Holographic Superconductor with Higher-derivative Couplings,” *Phys. Rev. D* **88**, 086008 (2013) [arXiv:1303.2575 [hep-th]].