

Extended Goldman symplectic structure in Fock-Goncharov coordinates

M. Bertola^{†1}, D. Korotkin^{† 2},

[†] *Department of Mathematics and Statistics, Concordia University
1455 de Maisonneuve W., Montréal, Québec, Canada H3G 1M8*

[‡] *SISSA/ISAS, Area of Mathematics
via Bonomea 265, 34136 Trieste, Italy*

Abstract

The goal of this paper is to express the extended Goldman symplectic structure on the $SL(n)$ character variety of a punctured Riemann surface in terms of Fock-Goncharov coordinates; the associated symplectic form has integer coefficients expressed via the inverse of the Cartan matrix. The derivation requires the definition of a canonical symplectic form associated to a flat graph connection and the invariance of this form under natural graph transformations.

Contents

1	Introduction	1
2	The standard two-form form associated to an oriented graph	4
2.1	Invariance of $\Omega(\Sigma)$ under standard moves	5
3	The extended Goldman form as $\Omega(\Sigma_{AM})$	8
4	The Form $\Omega(\Sigma_{FG})$	9
4.1	Fock-Goncharov coordinates	9
4.2	Computation of the form $\Omega(\Sigma_{FG})$	13
5	The form \mathcal{W} via Fock-Goncharov coordinates	16
6	The Poisson structure: extension of the Fock–Goncharov quiver	17
7	$SL(2)$	18
7.1	Extended (nondegenerate) Poisson structure	20
7.2	Flip of an edge: Rogers’ dilogarithm as a generating function	22
7.3	Movement of cherries	24
A	The form \mathcal{W} in the $SL(3)$ case	24

1 Introduction

The $SL(n)$ character variety of a Riemann surface with N punctures is equipped with the canonical Goldman Poisson bracket [14] (see p.266 of [15]):

$$\left\{ \text{tr} M_\gamma, \text{tr} M_{\tilde{\gamma}} \right\}_G = \sum_{p \in \gamma \cap \tilde{\gamma}} \nu(p) \left(\text{tr}(M_{\gamma_p \tilde{\gamma}}) - \frac{1}{n} \text{tr} M_\gamma \text{tr} M_{\tilde{\gamma}} \right) \quad (1.1)$$

for any two elements $\gamma, \tilde{\gamma} \in \pi_1(\mathbb{C})$, where $\nu(p) = \pm 1$ is the contribution of point p to the intersection index of γ and $\tilde{\gamma}$. For $N \geq 1$ the Goldman bracket (1.1) is degenerate, with the Casimirs being the spectral invariants of the local monodromies around the punctures.

¹Marco.Bertola@{concordia.ca, sissa.it}

²Dmitry.Korotkin@concordia.ca

The Goldman Poisson structure is the canonical Poisson structure on the moduli space of flat connections; it is implied by the canonical Atiyah-Bott Poisson structure on the space of $SL(n)$ connections over the punctured Riemann surface (with an appropriate condition on the singularity structure near the punctures). The expression of the symplectic form which gives the inverse of the bracket [15] on its symplectic leaves was first found by Alekseev and Malkin [1]. The form appearing in loc. cit. admits a natural non-degenerate extension; under such an extension the space is augmented by natural canonical partners to the Casimir functions. These extended spaces were introduced in [16] where the symplectic forms on them were induced from extended spaces of flat connections and then reprised and generalized in [6].

The goal of this paper is to provide an explicit expression of the extended Goldman's symplectic form using Fock-Goncharov coordinates [9] and show that these coordinates are log-canonical for the Poisson structure³. The main motivation comes from the idea of interpretation of the isomonodromic tau-function of Miwa and Jimbo as generating function of the monodromy symplectomorphism [5] which requires an explicit construction of the symplectic potential of the extended Goldman symplectic form and study of its transformation properties.

To present our results in more detail we introduce a set of generators⁴ of $\pi_1(\mathcal{C} \setminus \{t_j\}_{j=1}^N, x_0)$ which satisfy the relation

$$\gamma_1 \dots, \gamma_N \prod_{j=1}^g \alpha_j \beta_j^{-1} \alpha_j^{-1} \beta_j = id. \quad (1.2)$$

Given a representation $M : \pi_1(\mathcal{C} \setminus \{t_j\}_{j=1}^N, x_0) \rightarrow SL(n)$, the corresponding monodromy matrices satisfy the same relation

$$M_{\gamma_1} \dots M_{\gamma_N} \prod_{j=1}^g A_j B_j^{-1} A_j^{-1} B_j = \mathbf{1}. \quad (1.3)$$

We are going to consider the subspace \mathcal{M} of the character variety where all monodromies $M_k = M_{\gamma_k}$ are regular diagonalizable

$$M_{\gamma_k} = C_k \Lambda_k C_k^{-1} \quad (1.4)$$

where Λ_k are diagonal matrices with distinct eigenvalues; these are the Casimirs of the Goldman Poisson structure. On a symplectic leaf \mathcal{M}_Λ the Goldman's bracket is invertible and the symplectic form is given by [1]:

$$\begin{aligned} \omega_\Lambda = & \frac{1}{2} \left(\sum_{i=1}^{2g+N} \text{tr} \left(dK_{i-1} K_{i-1}^{-1} \wedge dK_i K_i^{-1} \right) + \sum_{j=1}^N \text{tr} \left(\Lambda_j C_j^{-1} dC_j \wedge \Lambda_j^{-1} C_j^{-1} dC_j \right) \right. \\ & \left. + 2 \sum_{\ell=1}^{2g} \text{tr} \left(P_\ell^{-1} dP_\ell \wedge D_\ell^{-1} dD_\ell \right) + \sum_{\ell=1}^{2g} \text{tr} \left(D_\ell P_\ell^{-1} dP_\ell \wedge D_\ell^{-1} P_\ell^{-1} dP_\ell \right) \right) \end{aligned} \quad (1.5)$$

where

$$\begin{aligned} K_j &:= M_1 \dots M_j; & j &\leq N, \\ K_{N+2j-1} &= K_{N+2j-2} A_j, & K_{N+2j} &= K_{N+2j-1} B_j^{-1} A_j^{-1} B_j; \quad j = 1, \dots, g. \end{aligned} \quad (1.6)$$

The matrices Λ_j are diagonal matrices belonging to the Cartan torus \mathfrak{h} of $SL(n)$, and C_j are matrices of eigenvectors of M_j ,

$$M_j = C_j \Lambda_j C_j^{-1}; \quad j = 1, \dots, N \quad (1.7)$$

while the diagonal form of the matrices $A_\ell = M_{\alpha_\ell}$ is given by

$$A_\ell = P_{2\ell-1} D_{2\ell-1} P_{2\ell-1}^{-1} \quad (1.8)$$

³Log-canonicity means here that the Poisson brackets of the logarithms of any two coordinates is a constant.

⁴We use a slightly non-standard relation between the generators to follow the conventions of [1] and facilitate the comparison.

and $M_{\beta_\ell} = B_\ell$ enters in the relation below⁵

$$P_{2\ell} := B_\ell^{-1} P_{2\ell-1} \quad D_{2\ell} := D_{2\ell-1}^{-1}. \quad (1.9)$$

The form (1.5) is invariant under the following toric action:

$$C_j \mapsto C_j H_j, \quad j = 1, \dots, N; \quad P_{2\ell-1} \mapsto P_{2\ell-1} W_\ell; \quad P_{2\ell} \mapsto P_{2\ell} W_\ell; \quad \ell = 1, \dots, g \quad (1.10)$$

where H_j, W_ℓ 's are arbitrary matrices in the Cartan torus of $SL(n)$.

Following [16, 4] we introduce the extended space $\widehat{\mathcal{M}}$ defined the by the quotient, under simultaneous conjugation, of the space of matrices $\{A_j, B_j\}_{j=1}^g, \{C_j, \Lambda_j\}_{j=1}^N$ with $\Lambda_j \in \mathfrak{h}$, satisfying one relation:

$$\widehat{\mathcal{M}} := \left\{ \{A_j, B_j\}_{j=1}^g, \{C_j, \Lambda_j\}_{j=1}^N : \quad C_1 \Lambda_1 C_1^{-1} \dots C_N \Lambda_N C_N^{-1} \prod_{j=1}^g A_j B_j^{-1} A_j^{-1} B_j = \mathbf{1} \right\} / \sim. \quad (1.11)$$

where \sim means equivalence of the sets of matrices differing by simultaneous transformation $M_\gamma \rightarrow G M_\gamma G^{-1}$, $C_j \rightarrow G C_j$ with any $G \in SL(n)$ are considered as equivalent.

The space $\widehat{\mathcal{M}}$ is a torus fibration over \mathcal{M} with a fiber consisting in N copies of the Cartan torus. On $\widehat{\mathcal{M}}$ we introduce the two-form

$$\mathcal{W} = \mathcal{W}_\Lambda + \sum_{j=1}^N \text{tr} \left(C_j^{-1} dC_j \wedge \Lambda_j^{-1} d\Lambda_j \right) \quad (1.12)$$

where \mathcal{W}_Λ is given by (1.5). We prove that the form (1.12) has constant coefficients when expressed in terms of the logarithm of Fock–Goncharov coordinates. Thus, on the coordinate charts parametrised by the Fock–Goncharov coordinates the form is manifestly closed. These coordinates are defined on a Zariski open (dense) set, and since the form (1.12) is analytic, it follows that it is closed on the whole $\widehat{\mathcal{M}}$. As a corollary we show that \mathcal{W} is also non-degenerate and hence indeed symplectic on an open-dense set. The following theorem is the main result of this paper:

Theorem 1.1 *Denote by σ_j the logarithms of Fock–Goncharov coordinates associated to a given triangulation of \mathcal{C} with N vertices. Then the form \mathcal{W} (1.12) can be expressed as follows*

$$\mathcal{W} = \sum_{j < k} n_{jk} d\sigma_j \wedge d\sigma_k + \sum_{k=1}^N \sum_{j=1}^{n-1} d\rho_{k;j} \wedge d\mu_{k;j} \quad (1.13)$$

where $\rho_{k;j}$, $j = 1, \dots, N$, $k = 1, \dots, n-1$ are the toric variables. The Casimirs $m_{k;j} = e^{\mu_{k;j}}$ on the space \mathcal{M}_Λ are defined by

$$\Lambda_k = \mathbf{m}_k^\alpha = \text{diag} \left(m_{k;1}, \frac{m_{k;2}}{m_{v;1}}, \dots, \frac{m_{k;n-1}}{m_{k;n-2}}, \frac{1}{m_{k;n-1}} \right).$$

The coordinates σ_j 's and the integers n_{jk} are computed explicitly in Section 4.2.

The proof follows several steps: the main tool is a canonical two-form associated to the dual graph Σ^* of a graph Σ equipped with a flat connection J . Enumerating the edges e^* on the boundary of each face f^* of the dual graph in counterclockwise order, the form can be written as

$$\Omega(\Sigma) = \sum_{f^* \in \mathbf{F}(\Sigma^*)} \sum_{e_1^* \prec e_2^* \in \partial f^*} \text{tr} \left(J_{e_1^*}^{-1} dJ_{e_1^*} \wedge J_{e_2^*}^{-1} dJ_{e_2^*} \right). \quad (1.14)$$

⁵ The relationship between our notation and notations of [1] are summarized in the following table:

Alekseev-Malkin [1]	Notations of this paper	range
C_j	Λ_j	$1 \leq j \leq N$
u_j	C_j^{-1}	$1 \leq j \leq N$
$C_{N+\ell}$	D_ℓ	$1 \leq \ell \leq 2g$
$u_{N+\ell}$	P_ℓ^{-1}	$1 \leq \ell \leq 2g$

Most of the time we rewrite this form in terms of the graph Σ (and hence with a sum over vertices, instead). We show that $\Omega(\Sigma)$ is invariant under suitable transformations (*moves*) of the graph. The form \mathcal{W} (1.13) can then be written as $\Omega(\Sigma_{AM})$ for a suitable graph Σ_{AM} associated to the Alekseev-Malkin formalism [1] see Section 3. Furthermore, by a sequence of moves one can transform Σ_{AM} to a standard graph $\hat{\Sigma}$ and get the equality $\Omega(\Sigma_{AM}) = \Omega(\hat{\Sigma})$.

The second step is to consider another graph Σ_{FG} with jump matrices defined in terms of the Fock-Goncharov formalism [9] and show that the associated symplectic form $\Omega(\Sigma_{FG})$ has log-constant form with respect to Fock-Goncharov coordinates and the toric variables. Finally, by a sequence of transformations we can transform the graph Σ_{FG} to the same graph Σ_0 and get the equality $\Omega(\Sigma_{FG}) = \Omega(\Sigma_0)$. As a result we will get the coincidence of the forms $\Omega(\Sigma_{AM})$ and $\Omega(\Sigma_{FG})$ which leads to (1.13).

The natural question about the Poisson structure corresponding to the symplectic form (1.13) (which gives the extended Goldman bracket) we answer only partially but make a conjecture about its complete structure based on Maple experiments. First, the Poisson brackets between Fock-Goncharov variables σ_j coincides with the original Fock-Goncharov Poisson structure [9], which, according to [12] and [19], is equivalent to the Goldman bracket on the symplectic leaf. The Poisson brackets between toric variables and the brackets between the toric variables and variables σ_j are conjectural and verified rigorously in $SL(2)$ and $SL(3)$ cases and; for higher groups we have a strong evidence based on Maple.

In $SL(2)$ case we show that the generating function of the symplectomorphism corresponding to a change or triangulation is given by the Rogers' dilogarithm. We find also the generating function corresponding to the move of “cherry” (i.e. the move of ciliation in the language of [12]) from one face to another.

2 The standard two-form form associated to an oriented graph

For an oriented graph Σ embedded on a surface \mathcal{C} we denote by $\mathbf{V}(\Sigma), \mathbf{E}(\Sigma), \mathbf{F}(\Sigma)$ the set of vertices, edges and faces, respectively.

Definition 2.1 *The pair (Σ, J) consisting of an oriented graph Σ , considered up to isotopy, on a surface \mathcal{C} of genus g with N punctures $\{t_1, \dots, t_N\}$ and a map $J : \mathbf{E}(\Sigma) \rightarrow SL(n)$ is called standard if it satisfies the following conditions:*

1. *The only univalent vertices of Σ are at the punctures t_j , $j = 1, \dots, N$. For each of them there is a small topological disk \mathbb{D}_j bounded by a loop s_j starting and ending at a vertex q_j on the edge incident at t_j and traversed counterclockwise. The disks are supposed to be pairwise distinct.*
2. *We have a map $J : \mathbf{E}(\Sigma) \rightarrow SL(n)$ associating to each oriented edge $e \in \mathbf{E}(\Sigma)$ a matrix $J(e)$ (which we refer to as “jump matrix”), with the property that $J(-e) = J(e)^{-1}$.*
3. *For each vertex $v \in \mathbf{V}(\Sigma)$ of valence $n_v \geq 2$, let $\{e_1, \dots, e_{n_v}\}$ be the subset of incident edges, oriented away from v and enumerated in counterclockwise order starting from an arbitrary edge. Then we require that*

$$J(e_1) \cdots J(e_{n_v}) = 1 \tag{2.1}$$

Interpretation as a flat connection on the dual graph. The above description (and the use of the term “jump” for the matrix J) is motivated by the framework of Riemann–Hilbert problems (or, which is essentially the same, the theory of vector bundles). An equivalent formulation can be given in terms of a *connection* on the dual graph.

To be more precise, let us introduce the dual oriented graph Σ^* ; vertices of Σ^* are in correspondence with faces (connected regions of the complement) of Σ , and faces of Σ^* are in correspondence with the vertices of Σ . Two nodes of Σ^* are connected by an edge e^* if the corresponding faces of Σ share an edge e . The orientation of e^* is chosen so that the intersection number of $(e, e^*) = 1$.

The matrix J gives then a connection on Σ^* ; the parallel transport between two nodes of Σ^* along a path of (dual) edges, is simply the product of the matrices J raised to the power (-1) if traversed against the orientation.

The no-monodromy condition (2.1) can be alternatively formulated as follows: *any closed loop in the edges of the dual graph Σ^* which is trivial in $\pi_1(\mathcal{C} \setminus \{t_j\}_{j=1}^N)$, has trivial holonomy*, or, equivalently, that the connection on the graph is *flat*.

The standard two-form. To each standard pair (Σ, J) we associate the following two-form (we omit explicit reference to J in the notation):

$$\Omega(\Sigma) = \sum_{v \in \mathbf{V}(\Sigma)} \sum_{\ell=1}^{n_v-1} \text{tr} \left((J_{[1:\ell]}^{(v)})^{-1} dJ_{[1:\ell]}^{(v)} \wedge (J_{\ell}^{(v)})^{-1} dJ_{\ell}^{(v)} \right) \quad (2.2)$$

where $\mathbf{V}(\Sigma)$ denotes the set of vertices of Σ , n_v is the valence of the vertex v and $J_{\ell}^{(v)}$ are the jump matrices associated to the edges e_1, \dots, e_{n_v} incident at v , oriented away from v and enumerated in counterclockwise order;

$$J_{[1:\ell]}^{(v)} = J_1^{(v)} \dots J_{\ell}^{(v)}$$

We observe that the expression (2.2) is invariant under cyclic reordering of the edges thanks to (2.1).

The form $\Omega(\Sigma)$ is closed; this follows from results of [2] as we now explain; in loc. cit. they showed that if we have s matrices J_1, \dots, J_s and consider the form

$$\omega := \sum_{\ell=1}^s \text{tr} (K_{\ell}^{-1} dK_{\ell} \wedge J_{\ell}^{-1} dJ_{\ell}), \quad K_{\ell} := J_1 \dots J_{\ell} \quad (2.3)$$

then the exterior derivative $d\omega = \frac{1}{12} \text{tr}(\mu^{-1} d\mu \wedge \mu^{-1} d\mu \wedge \mu^{-1} d\mu)$, with $\mu = J_1 \dots J_s$. This immediately implies that if we constrain $\mu = \mathbf{1}$ the form ω is closed. Our expression is then a direct sum of several copies of (2.3) (one for each vertex of Σ , or face of Σ^*), subject to constraints due to the fact that the matrix associated to each edge appears in the form at two vertices of Σ (or bounds two faces of Σ^*).

The main part of the formula for $\Omega(\Sigma)$ appeared in [3] as a result of a computation for the exterior derivative of the so-called Malgrange one-form associated to a Riemann–Hilbert problem. This also explains the use of the term “jump matrix” for J .

2.1 Invariance of $\Omega(\Sigma)$ under standard moves

The form $\Omega(\Sigma)$ (2.2) enjoys invariance properties under certain transformations of the pair (Σ, J) which we call “canonical moves”. They are explained in this section.

Lemma 2.1 (“Zipping” lemma) *Suppose $e, e' \in \mathbf{E}(\Sigma)$ have the same endpoints and are homotopic to each other at fixed endpoints. Let us zip them together to an edge \hat{e} and set $\tilde{J}(\hat{e}) = J(e)J(e')$ (see Fig.1) whereas $\tilde{J}(e'') = J(e'')$ for any other edge e'' . Denoting by $(\tilde{\Sigma}, \tilde{J})$ the resulting standard pair, we have $\Omega(\Sigma) = \Omega(\tilde{\Sigma})$.*

Proof. Let v, \tilde{v} be the two vertices connected by e, e' ; consider first the case $v \neq \tilde{v}$. We assume that e, e' are oriented away from v and towards \tilde{v} and they are the first two edges in the cyclic order at v . Then we can also enumerate the edges at \tilde{v} so that e' is the first edge and e the second.

Denote J_1, \dots, J_{n_v} the jump matrices at v and $\tilde{J}_1, \dots, \tilde{J}_{n_{\tilde{v}}}$ those at \tilde{v} : under our convention $J_1 = \tilde{J}_2^{-1}$ and $J_2 = \tilde{J}_1^{-1}$. Consider now the affected contributions to the form $\Omega(\Sigma)$.

$$\overbrace{\text{tr} \left((J_1 J_2)^{-1} d(J_1 J_2) \wedge J_2^{-1} dJ_2 \right) + \dots}^{\text{contribution at } v} + \overbrace{\text{tr} \left((\tilde{J}_1 \tilde{J}_2)^{-1} d(\tilde{J}_1 \tilde{J}_2) \wedge \tilde{J}_2^{-1} d\tilde{J}_2 \right) + \dots}^{\text{contribution at } \tilde{v}} \quad (2.4)$$

The terms indicated by dots are precisely the terms appearing as the result of the “zipping” of the two edges together because they contain only the product $J_1 J_2$. The two terms indicated above cancel out:

$$\begin{aligned} & \text{tr} \left((J_1 J_2)^{-1} d(J_1 J_2) \wedge J_2^{-1} dJ_2 + (\tilde{J}_1 \tilde{J}_2)^{-1} d(\tilde{J}_1 \tilde{J}_2) \wedge \tilde{J}_2^{-1} d\tilde{J}_2 \right) \\ &= \text{tr} \left((J_1 J_2)^{-1} d(J_1 J_2) \wedge J_2^{-1} dJ_2 - (J_1 J_2) d(J_2^{-1} J_1^{-1}) \wedge dJ_1 J_1^{-1} \right) \\ &= \text{tr} \left(J_1^{-1} dJ_1 \wedge dJ_2 J_2^{-1} + dJ_2 J_2^{-1} \wedge J_1^{-1} dJ_1 \right) = 0 \end{aligned}$$

where we have used the cyclicity of the trace. The computation looks almost identical for the case $v = v'$. ■

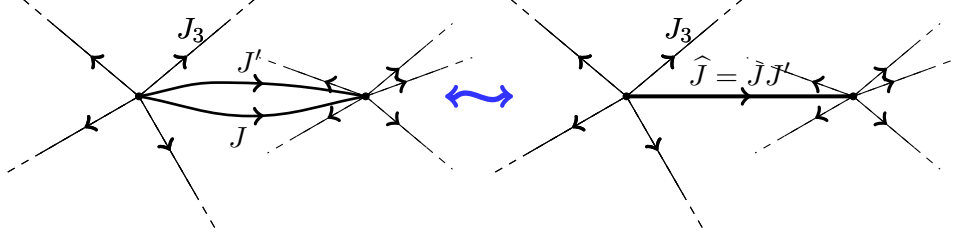


Figure 1: Zipping together two edges.

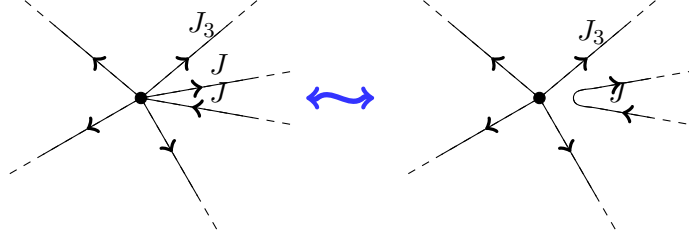


Figure 2: Attaching and detaching an edge with a vertex.

Lemma 2.2 (“Detaching/attaching” lemma) Suppose that two consecutive edges e, e' at a vertex $v \in \mathbf{V}(\Sigma)$ (in counterclockwise order) and oriented away satisfy the relation $J(e) = J(e')^{-1}$. Then we can “detach” the edge from the vertex v , which now becomes of valence $n_v - 2$ as depicted in Fig. 2. Let $(\tilde{\Sigma}, \tilde{J})$ be the new standard pair. Then $\Omega(\Sigma) = \Omega(\tilde{\Sigma})$. Viceversa, we can “attach” an edge to a vertex by the inverse procedure.

Proof. Let $J = J(e)$ and $J(e') = J^{-1}$. For simplicity we assume that e is the first edge in the contribution to the form $\Omega(\Sigma)$ coming from the vertex v . Then this contribution is

$$\text{tr}\left(J_1^{-1} dJ_1 \wedge J_1^{-1} dJ_1 - (J_1 J_2)^{-1} d(J_1 J_2) \wedge J_2^{-1} dJ_2\right) + \dots \quad (2.5)$$

Since $J_1 J_2 = J J^{-1} = \mathbf{1}$ the second term vanishes, and the first vanishes under the trace. The remaining terms give simply the contribution of the vertex v without the jump matrices from the first two edges. ■

Proposition 2.1 (Merging move) Consider two vertices $u, v \in \mathbf{V}(\Sigma)$ connected by an edge e . Denote the valence of u by $p+1$ and the valence of v by $q+1$. The jump matrices on r remaining edges outgoing from u (in counterclockwise order starting from e) we denote by J_1, \dots, J_p . The jump matrices on q remaining edges outgoing from v (in counterclockwise order starting from e) we denote by F_1, \dots, F_q ; due to no-monodromy condition (2.1) at u and v we have in particular

$$G_1 \dots G_p F_1 \dots F_q = \mathbf{1}. \quad (2.6)$$

Denote by $\tilde{\Sigma}$ the graph obtained by collapsing the edge e ; the vertices u and v merge forming the vertex w of $\tilde{\Sigma}$ of valence $p+q$. Then the forms $\Omega(\Sigma)$ and $\Omega(\tilde{\Sigma})$ coincide.

Proof. The contribution of vertices u and v into $\Omega(\Sigma)$ is given by

$$\sum_{l=1}^p \text{tr}\left((J_1 \dots J_l)^{-1} d(J_1 \dots J_l) \wedge J_l^{-1} dJ_l\right) + \sum_{k=1}^q \text{tr}\left((F_1 \dots F_k)^{-1} d(F_1 \dots F_k) \wedge F_k^{-1} dF_k\right). \quad (2.7)$$

The contribution of the vertex w to $\Omega(\Sigma)$ equals

$$\sum_{l=1}^p \text{tr}\left((J_1 \dots J_l)^{-1} d(J_1 \dots J_l) \wedge J_l^{-1} dJ_l\right) + \sum_{k=1}^{q-1} \text{tr}\left((J_1 \dots J_p F_1 \dots F_k)^{-1} d(J_1 \dots J_p F_1 \dots F_k) \wedge F_k^{-1} dF_k\right). \quad (2.8)$$

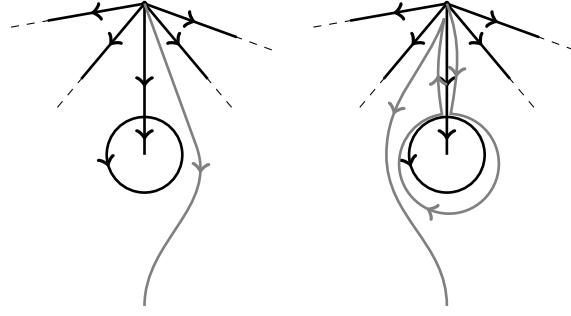


Figure 3: Cherry movement.

The first sums in (2.7) and (2.8) coincide; taking into account (2.6) one can eliminate all J_ℓ to get

$$\Omega(\Sigma) - \Omega(\tilde{\Sigma}) = \text{tr} \left(\sum_{k=1}^q (F_1 \cdots F_k)^{-1} d(F_1 \cdots F_k) \wedge F_k^{-1} dF_k + \sum_{k=1}^{q-1} d(F_{k+1} \cdots F_q) (F_{k+1} \cdots F_q)^{-1} \wedge F_k^{-1} dF_k \right). \quad (2.9)$$

In the first sum the terms containing F_q arise only for $k = q$:

$$\begin{aligned} & \text{tr} \left((F_1 \cdots F_q)^{-1} d(F_1 \cdots F_q) \wedge F_q^{-1} dF_q \right) = \\ & = \text{tr} \left(F_q^{-1} dF_q \wedge F_q^{-1} dF_q + \sum_{k=1}^{q-1} F_{k+1} \cdots F_q F_q^{-1} dF_q (F_{k+1} \cdots F_q)^{-1} \wedge F_k^{-1} dF_k \right). \end{aligned} \quad (2.10)$$

The first term vanishes due to skew-symmetry of \wedge and the cyclicity of the trace. In the second sum of (2.9) the terms containing dF_q are given by

$$\sum_{k=1}^{q-1} \text{tr} \left((F_{k+1} \cdots F_q) F_q^{-1} dF_q \wedge (F_k \cdots F_q)^{-1} dF_k \right) = - \sum_{k=1}^{q-1} \text{tr} \left((F_k \cdots F_q)^{-1} dF_k (F_{k+1} \cdots F_q) \wedge F_q^{-1} dF_q \right)$$

which cancels the second term in (2.10).

The terms in $\Omega(\Sigma) - \Omega(\tilde{\Sigma})$, that do not involve dF_q , are given by the combination

$$\begin{aligned} & \text{tr} \sum_{k=1}^{q-1} \left(\sum_{\ell=1}^{k-1} (F_{\ell+1} \cdots F_k)^{-1} F_\ell^{-1} dF_\ell \wedge (F_{\ell+1} \cdots F_k) F_k^{-1} dF_k + \right. \\ & \left. + \sum_{\ell=k+1}^{q-1} (F_{k+1} \cdots F_\ell) F_\ell^{-1} dF_\ell \wedge (F_{k+1} \cdots F_\ell)^{-1} F_k^{-1} dF_k \right) \end{aligned} \quad (2.11)$$

which vanishes due to skew-symmetry in k and ℓ . ■

The next proposition shows that the cherry can be moved from one face of the graph to another without changing the symplectic form.

Proposition 2.2 (Cherry migration) *The form $\Omega(\Sigma)$ (2.2) remains the same if one of the cherries is moved to a neighbouring face. More precisely, let e be the edge to the right of the cherry, J be the jump associated to it (see Fig. 3), J_0 be the jump on the stem and C the jump on the cherry. Then we can move the edge e to the left of the cherry while setting $\tilde{J}_0 = J^{-1} J_0 J$ and $\tilde{C} = J^{-1} C$. Then the form $\Omega(\tilde{\Sigma})$ (2.2) coincides with $\Omega(\Sigma)$.*

Proof. Using the attaching Lemma 2.2 and the zipping Lemma 1 we can wrap the edge e_1 with jump J_1 around the cherry from the right to the left, and attach it to the distal vertex of the stem. See Fig. 3. As a result, the jump on the cherry will become

$$\tilde{C} = J_1^{-1} C \quad (2.12)$$

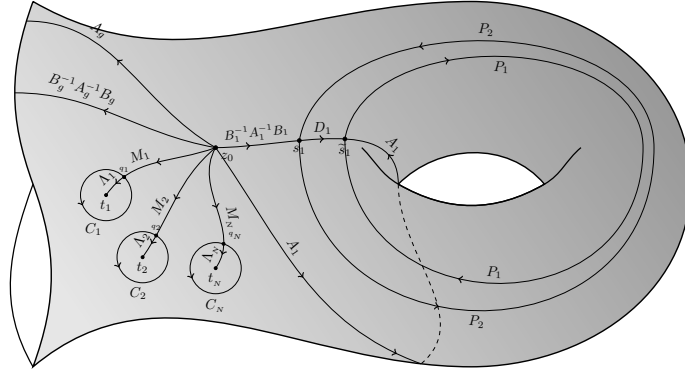


Figure 4: The graph Σ_{AM} .

while the jump J_0 on the stem becomes $\tilde{J}_0 = J_1^{-1} J_0 J_1$. ■

As an immediate corollary of Proposition (2.1) we get another convenient statement

Corollary 2.1 (Face collapse) *The form $\Omega(\Sigma)$ remains the same if one replaces a q -gonal face by q -valent vertex while preserving the jump matrices along the q outgoing edges.*

3 The extended Goldman form as $\Omega(\Sigma_{AM})$

Consider the form $\Omega(\Sigma_{AM})$ with matrices on the edges of Σ_{AM} shown in Fig. 4. The notations for the edge matrices indicated in the picture are the same as the ones used in Section 2.

Theorem 3.1 *The form $\hat{\Omega}$ given by (1.12) coincides with the form $\Omega(\Sigma_{AM})$.*

Proof. The proof is a direct computation using the general definition (2.2) of $\Omega(\Sigma)$. Namely, there are $N + 2g + 1$ vertices $\mathbf{V}(\Sigma_{AM})$ not including the univalent punctures t_j 's. The contribution to $\Omega(\Sigma_{AM})$ (2.2) coming from the vertex z_0 of valence $N + 2g$ is the first term in (1.5). This is seen by noticing that the matrices on the corresponding edges are $J_j = M_j$, $j = 1, \dots, N$ and then $J_{N+1} = M_{\alpha_1}$, $J_{N+2} = M_{\beta_1}^{-1} M_{\alpha_1}^{-1} M_{\beta_1}$ and so on. Denoting by $K_\ell = J_1 \cdots J_\ell$ (which coincides with the definition (1.6)) the corresponding term in (2.2) equals to

$$\sum_{\ell=1}^{n_v} \text{tr}(K_\ell^{-1} dK_\ell \wedge J_\ell^{-1} dJ_\ell).$$

Now observe that $J_\ell = K_{\ell-1}^{-1} K_\ell$ so that

$$dJ_\ell = -K_{\ell-1}^{-1} dK_{\ell-1} K_{\ell-1}^{-1} K_\ell + K_{\ell-1}^{-1} dK_\ell.$$

Using this relation we get

$$\begin{aligned} \sum_{\ell=1}^{n_v} \text{tr}(K_\ell^{-1} dK_\ell \wedge J_\ell^{-1} dJ_\ell) &= \sum_{\ell=1}^{n_v} \text{tr}\left(K_\ell^{-1} dK_\ell \wedge K_\ell^{-1} K_{\ell-1} \left(-K_{\ell-1}^{-1} dK_{\ell-1} K_{\ell-1}^{-1} K_\ell + K_{\ell-1}^{-1} dK_\ell\right)\right) \\ &= -\sum_{\ell=1}^{n_v} \text{tr}\left(dK_\ell K_\ell^{-1} \wedge dK_{\ell-1} K_{\ell-1}^{-1}\right) = \sum_{\ell=1}^{n_v} \text{tr}\left(dK_{\ell-1} K_{\ell-1}^{-1} \wedge dK_\ell K_\ell^{-1}\right) \end{aligned}$$

which is precisely the first term in (1.5).

There are now $2g + N$ other contributions to (2.2) which arise from the remaining four-valent vertices. They are all of a similar nature; the four matrices on the edges attached to these vertices are of the type

$$J_1 = PD^{-1}P^{-1}, \quad J_2 = P, \quad J_3 = D, \quad J_4 = P^{-1} \quad (3.1)$$

where D is in the Cartan torus and $P \in SL(n)$. The contribution to the form (2.2) from such a vertex equals

$$\begin{aligned}
& \text{tr} \left(J_{[1,2]}^{-1} dJ_{[1,2]} \wedge J_2^{-1} dJ_2 + J_{[1,3]}^{-1} dJ_{[1,3]} \wedge J_3^{-1} dJ_3 \right) \\
&= \text{tr} \left(\left(DP^{-1} d(PD^{-1}) \right) \wedge P^{-1} dP + P^{-1} dP \wedge D^{-1} dD \right) \\
&= \text{tr} \left(DP^{-1} dPD^{-1} \wedge P^{-1} dP - D^{-1} dD \wedge P^{-1} dP + P^{-1} dP \wedge D^{-1} dD \right) \\
&= \text{tr} \left(DP^{-1} dP \wedge D^{-1} P^{-1} dP \right) + 2 \text{tr} \left(P^{-1} dP \wedge D^{-1} dD \right)
\end{aligned} \tag{3.2}$$

Looking at the graph in Fig. 4 we see that the contributions of the vertices $s_\ell, \tilde{s}_\ell, \ell = 1, \dots, g$ then give the terms contained in the second line of (1.5). The contribution of the vertices $q_j, j = 1, \dots, N$ gives the second term in the first line of (1.5) plus the last term in (1.12). \blacksquare

4 The Form $\Omega(\Sigma_{FG})$

To define the Fock-Goncharov coordinates we introduce the following auxiliary oriented graphs (see Fig. 5):

1. The oriented graph Σ_0 with N vertices v_1, \dots, v_N which defines a triangulation of the surface; we assume that each vertex v_j lies in a small neighbourhood of the corresponding puncture t_j . Since Σ_0 is a triangulation there are $2N - 4 + 4g$ faces (triangles) $\{f_k\}_{k=1}^{2N-4+4g}$ and $3N - 6 + 6g$ oriented edges $\{e_k\}_{k=1}^{3N-6+6g}$.
2. Connect t_j to v_j by an arc and add a small counterclockwise loop around each t_k (the *cherry*) intersecting transversally the arc. This introduces a vertex on such arc and split the arc into two edges, the exterior of which we call *stem of the cherry*. The cherries are constructed so that they do not intersect the edges of Σ_0 . The union of Σ_0 , the stems and the cherries is denoted by Σ_1 . This is the black and blue part of the graph in Fig. 5.

The graph Σ_1 is fixed by Σ_0 if one chooses a *ciliation* (to use terminology of [12]) at each vertex of the graph Σ_0 ; the ciliation determines the position of the stem of the corresponding cherry.

3. Choose a point $p_{f_k}, k = 1 \dots 2N - 4$ inside each triangle f_k of Σ_0 and connect them by edges $\mathcal{E}_{f_k}^{(i)}, i = 1, 2, 3$, oriented towards the point p_{f_k} . We will denote by Σ_{FG} the graph resulted by the augmentation of Σ_1 and these new edges. For definiteness (although it is not really important) we will assume that the cherry is always between an edge of Σ_0 (black) on the right and one of the $\mathcal{E}_f^{(j)}$'s on the left, as depicted in Fig. 5.

4.1 Fock-Goncharov coordinates

We will make use of the following notations: by $\alpha_i, i = 1, \dots, n - 1$ we denote the simple positive roots of $SL(n)$; by h_i we denote the dual roots:

$$\alpha_i := \text{diag}(0, \dots, \overset{i-\text{pos}}{1}, -1, 0, \dots), \quad h_i := \begin{pmatrix} (n-i)\mathbf{1}_i & 0 \\ 0 & -i\mathbf{1}_{n-i} \end{pmatrix}, \quad \text{tr}(\alpha_i h_k) = n\delta_{ik}. \tag{4.1}$$

For any matrix M we define $M^\star := \Pi M \Pi$ where Π is the “long permutation” in the Weyl group,

$$\Pi_{ab} = \delta_{a, n+1-b}.$$

In particular $\alpha_i^\star = -\alpha_{n-i}, \quad h_i^\star = -h_{n-i}.$

The main ingredient of the formulas below is the matrix \mathbb{G} which is given by

$$\mathbb{G}_{jk} = \text{tr}(h_j h_k) = n^2 \left(\min(j, k) - \frac{jk}{n} \right) \tag{4.2}$$

which equals to $n^2 A_{n-1} |^{-1}$ with A_{n-1} being the Cartan matrix of $SL(n)$.

The full set of coordinates on \mathcal{M} consists of three groups: the coordinates assigned to vertices of the graph Σ_0 , to its edges and faces. Below we describe these three groups separately and use them to parametrize the jump matrices on the edges of the graph Σ_{FG} .

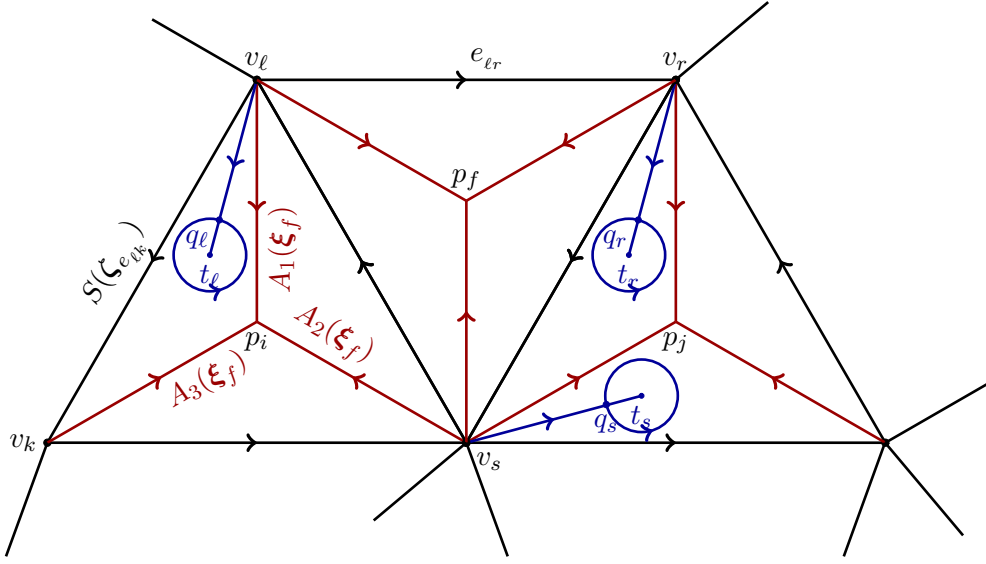


Figure 5: The support of the jump matrices J . The graph Σ_0 is in black (the triangulation).

Edge coordinates and matrices. To each edge $e \in \mathbf{E}(\Sigma_0)$ we associate $n - 1$ variables

$$\zeta = \zeta_e = (\zeta_1, \dots, \zeta_{n-1}) \in \mathbb{C}^{n-1} \quad (4.3)$$

and introduce their exponential counterparts:

$$\mathbf{z} = \mathbf{z}_e = (z_1, \dots, z_{n-1}) \in (\mathbb{C}^\times)^{n-1}, \quad z_j = e^{\zeta_j}. \quad (4.4)$$

The matrix on the oriented edge $e \in \mathbf{E}(\Sigma_0)$ is given by

$$S(\mathbf{z}) = \mathbf{z}^{-\mathbf{h}} \Pi \sigma := \prod_{j=1}^{n-1} z_j^{-\mathbf{h}_j} \Pi \sigma = \prod_{\ell=1}^{n-1} z_\ell^\ell \begin{pmatrix} 0 & \dots & (-1)^{n-1} \prod_{j=1}^{n-1} z_j^{-n} \\ & \ddots & 0 \\ \vdots & & \\ 0 & -z_{n-2}^{-n} z_{n-1}^{-n} & 0 & \dots \\ 1 & 0 \dots \end{pmatrix} \quad (4.5)$$

where

$$\sigma = \text{diag}(1, -1, 1, -1, \dots)$$

is the signature matrix and the notation $\mathbf{z}^{\mathbf{h}}$ stands for

$$\mathbf{z}^{\mathbf{h}} = \exp \left[\sum_{j=1}^{n-1} \zeta_j \mathbf{h}_j \right] \quad (4.6)$$

with \mathbf{h}_j being the simple coroots of $SL(n)$ (4.1). For the inverse matrix we have

$$S^{-1}(\mathbf{z}) = \sigma \Pi \mathbf{z}^{\mathbf{h}} = (-1)^{n-1} \mathbf{z}^{\mathbf{h}^*} \Pi \sigma.$$

Since

$$\mathbf{h}_i^* = \Pi \mathbf{h}_i \Pi = -\mathbf{h}_{n-i},$$

the sets of variables (4.4) corresponding to an oriented edge e of Σ_0 and the opposite edge $-e$ are related as follows:

$$\zeta_{-e} = (\zeta_{e,n-1}, \dots, \zeta_{e,1}) + i\pi(1, \dots, 1)c_n, \quad \mathbf{z}_{-e} := (-1)^{n-1}(z_{e,n-1}, \dots, z_{e,1}), \quad (4.7)$$

where $c_n = 0$ if n is odd and $c_n = 1$ if n is even.

Face coordinates and matrices on $\mathcal{E}_f^{(i)}$. To each triangle $f \in \mathbf{F}(\Sigma_0)$ we associate $\frac{(n-1)(n-2)}{2}$ variables $\xi_f = \{\xi_{f;abc} : a, b, c \in \mathbb{N}, a + b + c = n\}$ and their exponential counterparts $x_{f;abc} := e^{\xi_{f;abc}}$ as follows.

The variables $x_{f;abc}$ define the matrices $A_i(\mathbf{x}_f)$ on three edges $\{\mathcal{E}_f^{(i)}\}_{i=1}^3$, which connect a chosen point p_f in each face f of the graph Σ_0 with its three vertices (these edges are shown in red in Fig. 5). The enumeration of vertices v_1, v_2 and v_3 is chosen arbitrarily for each face f .

Namely, for a given vertex v and the face f of Σ_0 such that $v \in \partial f$ we define the index $f(v) \in \{1, 2, 3\}$ depending on the enumeration that we have chosen for the three edges $\{\mathcal{E}_f^{(i)}\}$ lying in the face f . For example in Fig 5 for the face f containing point p_i we define $f(v_\ell) = 1$, $f(v_k) = 3$ and $f(v_s) = 2$.

Let E_{ik} be the elementary matrix and define

$$F_i = \mathbf{1} + E_{i+1,i}, \quad H_i(x) := x^{-h_i} = \text{diag}(\overbrace{x^{n-i}, \dots, x^{n-i}}^{i \text{ times}}, x^{-i}, \dots, x^{-i}), \quad i = 1, \dots, n-1 \quad (4.8)$$

$$N_k = \left(\prod_{k \leq i \leq n-2} H_{i+1}(x_{n-i-1, i-k+1, k}) F_i \right) F_{n-1}. \quad (4.9)$$

Then the matrix A_1 is defined as follows [9]

$$A_1(\xi) = \sigma \left(\prod_{k=n-1}^1 N_k \right) \Pi. \quad (4.10)$$

The matrices A_2 and A_3 are obtained from A_1 by cyclically permuting the indices of the variables:

$$A_2(\xi) = A_1(\{\xi_{bca}\}), \quad A_3(\xi) = A_1(\{\xi_{cab}\}), \quad (4.11)$$

The important property of the matrices A_i is the equality

$$A_1 A_2 A_3 = \mathbf{1}. \quad (4.12)$$

The equation (4.12) guarantees the triviality of total monodromy around the point p_f on each triangle $f \in \mathbf{F}(\Sigma_0)$.

Let us now introduce the following diagonal matrices

$$\mathbf{x}^{-h_i} = \left(\Pi \sigma A_i(\xi) \right)^D, \quad i = 1, 2, 3. \quad (4.13)$$

These matrices can be expressed as follows in terms of variables ξ_{abc} :

$$\mathbf{x}^{h_1} = \exp \left[\sum_{a+b+c=n} \xi_{abc} h_a \right], \quad \mathbf{x}^{h_2} = \exp \left[\sum_{a+b+c=n} \xi_{abc} h_b \right], \quad \mathbf{x}^{h_3} = \exp \left[\sum_{a+b+c=n} \xi_{abc} h_c \right]. \quad (4.14)$$

Example 4.1 In the first three non-trivial cases the matrices A_i have the following forms:

SL(2): there are no face variables and all matrices $A_i = A$ are given by

$$A = \begin{pmatrix} 0 & 1 \\ -1 & -1 \end{pmatrix}. \quad (4.15)$$

SL(3): there is one parameter $\xi = \xi_{111}$ for each face. The matrices A_1, A_2 and A_3 coincide in this case, too; they are given by

$$A(\xi) = x \begin{pmatrix} 0 & 0 & 1 \\ 0 & -1 & -1 \\ x^{-3} & x^{-3} + 1 & 1 \end{pmatrix}, \quad x = e^\xi. \quad (4.16)$$

$SL(4)$: the three matrices A_1, A_2, A_3 are different and A_1 is given by

$$A_1(\xi) = x_{211}^2 x_{121} x_{112} \begin{pmatrix} 0 & 0 & 0 & 1 \\ 0 & 0 & -1 & -1 \\ 0 & x_{211}^{-4} & x_{211}^{-4} + 1 & 1 \\ -x_{112}^{-4} x_{211}^{-4} x_{121}^{-4} & -x_{211}^{-4} (x_{112}^{-4} x_{121}^{-4} + x_{112}^{-4} + 1) & -1 - (x_{112}^{-4} + 1) x_{211}^{-4} & -1 \end{pmatrix} \quad (4.17)$$

Matrices on stems. The matrix on the stem of the cherry connected to a vertex $v \in \mathbf{V}(\Sigma_0)$ is defined from the triviality of total monodromy around v (2.1).

For each vertex v of Σ_0 of valence n_v the jump matrix on the stem of the cherry attached to v is given by

$$M_v^0 = \left(\prod_{i=1}^{n_v} A_{f_i} S_{e_i} \right)^{-1} \quad (4.18)$$

where f_1, \dots, f_{n_v} and e_1, \dots, e_{n_v} are the faces/edges ordered counterclockwise starting from the stem of the cherry, with the edges oriented away from the vertex (using if necessary the formula (4.7)). Since each product $A_{f_i} S_{e_i}$ is a lower triangular matrix, the matrices M_v^0 are also lower-triangular. The diagonal parts of M_v^0 will be denoted by Λ_v and parametrized as shown below

$$\Lambda_v = \text{diag} \left(m_{v;1}, \frac{m_{v;2}}{m_{v;1}}, \dots, \frac{m_{v;n-1}}{m_{v;n-2}}, \frac{1}{m_{v;n-1}} \right) \quad (4.19)$$

Notice that the matrix (4.19) can be written as \mathbf{m}_v^α where $\mathbf{m}_v = \text{diag}(m_{v;1}, \dots, m_{v;n-1})$.

In order to express Λ_v in terms of ζ and ξ -coordinates, we enumerate the faces and edges incident at the vertex v by f_1, \dots, f_{n_v} and e_1, \dots, e_{n_v} , respectively. We assume the edges to be oriented away from v using (4.7). We also assume without loss of generality that the arc $\mathcal{E}_{f_j}^{(1)}$ is the one connected to the vertex v for all $j = 1, \dots, n_v$. Then, using (4.13) we obtain

$$\Lambda_v = \Pi \exp \left[\sum_{f \perp v} \sum_{\substack{a+b+c=n \\ a,b,c \geq 1}} \xi_{f;abc} h_a + \sum_{e \perp v} \sum_{j=1}^{n-1} \zeta_{e;j} h_j \right] \Pi = \exp \left[\sum_{f \perp v} \sum_{\substack{a+b+c=n \\ a,b,c \geq 1}} \xi_{f;abc} h_{n-a} + \sum_{e \perp v} \sum_{j=1}^{n-1} \zeta_{e;j} h_{n-j} \right] \quad (4.20)$$

In particular, writing $m_{v;\ell} = e^{\mu_{v;\ell}}$ we arrive at the formula

$$\mu_{v;n-\ell} = \sum_{f \perp v} \sum_{\substack{a+b+c=n \\ a,b,c \geq 1}} \xi_{f;abc} \mathbb{G}_{a\ell} + \sum_{e \perp v} \sum_{j=1}^{n-1} \zeta_{e;j} \mathbb{G}_{j\ell} \quad (4.21)$$

where the matrix \mathbb{G} equals to n^2 times the inverse Cartan matrix (see 4.2).

Vertex coordinates and matrices on cherries. To each vertex v of the graph Σ_0 we associate a set of $n-1$ toric or vertex coordinates $r_{v;i} \in \mathbb{C}^\times$, $i = 1, \dots, n-1$ as follows. Since the matrix M_v^0 is lower-triangular it can be diagonalized by a lower-triangular matrix C_v^0 such that all diagonal entries of C_v^0 equal to 1:

$$M_v^0 = C_v^0 \Lambda_v (C_v^0)^{-1}. \quad (4.22)$$

Any other lower-triangular matrix C_v diagonalizing M_v^0 can be written as

$$C_v = C_v^0 R_v \quad (4.23)$$

where the matrix R_v equals to the diagonal part of C_v , $R_v = (C_v)^D$. The matrix R_v is parametrized by $n-1$ variables $\rho_1, \dots, \rho_{n-1}$ and their exponentiated counterparts ($r_1 = e^{\rho_1}, \dots, r_{n-1} = e^{\rho_{n-1}}$) as follows:

$$R = \prod_{i=1}^{n-1} r_i^{\mathbf{h}_i} = \mathbf{r}^{\mathbf{h}} = \left(\prod_{i=1}^{n-1} r_i^i \right)^{-1} \text{diag} \left(\prod_{i=1}^{n-1} r_i^n, \prod_{i=2}^{n-1} r_i^n, \dots, r_{n-2}^n r_{n-1}^n, r_{n-1}^n, 1 \right) \quad (4.24)$$

where the set of variables $\{r_j\}$ depends on the vertex but we have omitted the corresponding subscript here for readability. The matrix on the cherry attached to the vertex v via stem is defined to be $J_v = C_v$.

4.2 Computation of the form $\Omega(\Sigma_{FG})$

The goal of this section is to express the symplectic form $\Omega(\Sigma_{FG})$ in the coordinates $\{\xi, \zeta, \rho\}$ introduced in the previous section (Th. 4.1). The form $\Omega(\Sigma_{FG})$ equals to the sum of several contributions from the vertices $v \in \mathbf{V}(\Sigma_0)$ of the triangulation (black in Fig. 5) and the vertices p_f at the centers of the triangles $f \in \mathbf{F}(\Sigma_0)$. Contributions of these vertices can be understood also as contribution of the faces of Σ_0 . We start from proposition which will be used to compute the contributions of vertices p_f .

Proposition 4.1 *Let matrices $A_{1,2,3}$ be expressed via coordinates $x_{ijk} = e^{\xi_{ijk}}$, associated to a face f of the graph Σ_0 , by (4.10), (4.11). Then the contribution to $\Omega(\Sigma_{FG})$ coming from the vertex at the center of the triangle $f \in \mathbf{F}(\Sigma_0)$ is the form*

$$\omega_f = \text{tr} \left(dA_2 A_2^{-1} \wedge A_1^{-1} dA_1 \right). \quad (4.25)$$

It can be equivalently represented as follows

$$\omega_f = \sum_{\substack{i+j+k=n \\ i'+j'+k'=n}} F_{ijk;i'j'k'} d\xi_{f;ijk} \wedge d\xi_{f;i'j'k'} \quad (4.26)$$

where $F_{ijk;i'j'k'}$ are the following constants

$$\begin{aligned} F_{ijk;i'j'k'} = & (\mathbb{G}_{i,n-j'} - \mathbb{G}_{i',n-j}) H(\Delta i \Delta j) \\ & + (\mathbb{G}_{j,n-k'} - \mathbb{G}_{j',n-k}) H(\Delta j \Delta k) + (\mathbb{G}_{k,n-i'} - \mathbb{G}_{k',n-i}) H(\Delta k \Delta i) \end{aligned} \quad (4.27)$$

where \mathbb{G} is given by (4.2) and $H(x)$ is the Heaviside function:

$$H(x) = \begin{cases} 1 & x > 0 \\ \frac{1}{2} & x = 0 \\ 0 & x < 0 \end{cases} \quad (4.28)$$

Remark 4.1 Equivalently the expression (4.27) can be written more transparently as follows

$$\frac{1}{n} F_{ijk;i'j'k'} = (j'k - k'j) H(\Delta j \Delta k) + (k'i - i'k) H(\Delta i \Delta k) + (i'j - j'i) H(\Delta i \Delta j). \quad (4.29)$$

Note that due to the condition $\Delta i + \Delta j + \Delta k = 0$, there is always a pair of the variables i, j, k (possibly two pairs) such that $\Delta i \Delta j \geq 0$. If the inequality is strict there is exactly one pair. If one of the Δ 's is zero, then there are two pairs with this property.

Proof. The three jump matrices at p_f , with the edges oriented outwards are $J_1 = A_1^{-1}$, $J_2 = A_3^{-1}$, $J_3 = A_2^{-1}$. Then the vertex contribution, keeping in mind that $J_1 J_2 J_3 = \mathbf{1}$ (which follows from (4.12)), boils down to a single term that can be written in any of the three equivalent forms:

$$\omega_f = \text{tr} \left(dA_2 A_2^{-1} \wedge A_1^{-1} dA_1 \right) = \text{tr} \left(dA_3 A_3^{-1} \wedge A_2^{-1} dA_2 \right) = \text{tr} \left(dA_1 A_1^{-1} \wedge A_3^{-1} dA_3 \right). \quad (4.30)$$

For aesthetics in the proof we look at the last expression. Let us now compute $\omega_f(\partial_{ijk}, \partial_{i'j'k'})$.

The following lemma is of straightforward proof:

Lemma 4.1 *The matrix $\partial_{ijk} A_1 A_1^{-1}$ is lower triangular; the nontrivial entries in the lower-triangular part are confined in the region indicated in the Figure 6. Similarly $A_1^{-1} \partial_{ijk} A_1$ is an upper triangular matrix of the indicated shape. For A_2, A_3 the same statements hold with (i, j, k) replaced by (j, k, i) and (k, i, j) respectively.*

Consider $\text{tr} \left(\frac{\partial}{\partial \xi_{ijk}} A_1 A_1^{-1} A_3^{-1} \frac{\partial}{\partial \xi_{i'j'k'}} A_3 \right)$; the shapes of the two matrices involved in this expression are shown in Fig. 6. The entries of the blocks outside the diagonal are involved in the computation of the diagonal entries of the product only if

$$k < k', \quad i' < i \quad \Rightarrow \quad \Delta i \Delta k < 0; \quad (4.31)$$

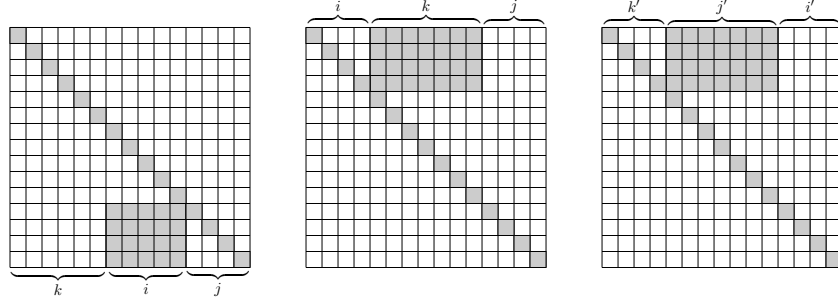


Figure 6: The shapes of matrices $\partial_{ijk}A_1A_1^{-1}$, $A_1^{-1}\partial_{ijk}A_1$ and $A_3^{-1}\frac{\partial}{\partial\xi_{i'j'k'}}A_3$, respectively. Non-vanishing entries are confined by the shaded regions.

this condition is invariant under the exchange $i \leftrightarrow i', j \leftrightarrow j', k \leftrightarrow k'$.

Suppose now that $\Delta i \Delta k \geq 0$ so that only the diagonal entries of $dA_1A_1^{-1}$, $A_3^{-1}dA_3$ are involved in the trace. These entries are given by

$$(dA_1A_1^{-1})^D = \sum_{j=1}^{n-2} \sum_{i=j}^{n-2} d \log H_{i+1}(x_{n-i-1, i-j+1, j}) = \sum_{\substack{a+b+c=n \\ a', b', c' \geq 1}} h_{n-a} d\xi_{abc} \quad (4.32)$$

$$(A_3^{-1}dA_3)^D = \sum_{j'=1}^{n-2} \sum_{i'=j'}^{n-2} d \log H_{n-i'-1}(x_{i'-j'+1, j', n-i'-1}) = - \sum_{\substack{a'+b'+c'=n \\ a', b', c' \geq 1}} h_{c'} d\xi_{a'b'c'}. \quad (4.33)$$

In this proof, the notation $\mathbf{1}_s$ is used for the diagonal matrix of size $n \times n$ with the identity of size s in the top left block. The notation $\bar{\mathbf{1}}_s = J\mathbf{1}_sJ$ similarly denotes the $n \times n$ diagonal matrix with the identity of size s in the bottom-right block.

Consider the coefficients in front of $d\xi_{ijk} \wedge d\xi_{i'j'k'}$. This coefficient equals to the difference of the term $\text{tr}(\partial_{ijk}A_1A_1^{-1}A_3^{-1}\partial_{i'j'k'}A_3)$ and the term where the primed variable are exchanged with the non-primed. The first term is given by

$$-\text{tr}(\partial_{ijk}A_1A_1^{-1}A_3^{-1}\partial_{i'j'k'}A_3) = \text{tr}(h_{n-i}h_{k'}). \quad (4.34)$$

Since we are considering the case $\Delta i \Delta k \geq 0$, we can assume without loss of generality (up to swapping the role of primed and non-primed variables) that $\Delta i, \Delta k \geq 0$. Then one verifies that the above expression reduces to $-ni\Delta k'$. Antisymmetrisation gives $n(ik' - i'k)$ which leads to (4.27). ■

Below we write explicitly the form (4.34) for small n .

Example 4.2 For $SL(2)$ and $SL(3)$ the form ω_f vanishes. For $SL(4)$ we get

$$\frac{\omega_f}{4} = d\xi_{211} \wedge d\xi_{121} + d\xi_{112} \wedge d\xi_{211} + d\xi_{121} \wedge d\xi_{112}. \quad (4.35)$$

For $SL(5)$ we have

$$\begin{aligned} \frac{\omega_f}{5} = & d\xi_{311} \wedge d\xi_{221} + 2d\xi_{311} \wedge d\xi_{131} + d\xi_{212} \wedge d\xi_{311} + 2d\xi_{113} \wedge d\xi_{311} + d\xi_{221} \wedge d\xi_{131} + \\ & + 2d\xi_{221} \wedge d\xi_{212} + 2d\xi_{122} \wedge d\xi_{221} + d\xi_{131} \wedge d\xi_{122} + 2d\xi_{131} \wedge d\xi_{113} \\ & + 2d\xi_{212} \wedge d\xi_{122} + d\xi_{113} \wedge d\xi_{212} + d\xi_{122} \wedge d\xi_{113} \end{aligned} \quad (4.36)$$

For $SL(6)$ the matrix of coefficients is

$$\frac{\omega_f}{6} \mapsto \begin{pmatrix} & \xi_{411} & \xi_{321} & \xi_{231} & \xi_{141} & \xi_{312} & \xi_{222} & \xi_{132} & \xi_{213} & \xi_{123} & \xi_{114} \\ \xi_{411} & 0 & 1 & 2 & 3 & -1 & 0 & 1 & -2 & -1 & -3 \\ \xi_{321} & -1 & 0 & 1 & 2 & 3 & -2 & -1 & 1 & -4 & -1 \\ \xi_{231} & -2 & -1 & 0 & 1 & 1 & 2 & -3 & 4 & -1 & 1 \\ \xi_{141} & -3 & -2 & -1 & 0 & -1 & 0 & 1 & 1 & 2 & 3 \\ \xi_{312} & 1 & -3 & -1 & 1 & 0 & 2 & 4 & -1 & 1 & -2 \\ \xi_{222} & 0 & 2 & -2 & 0 & -2 & 0 & 2 & 2 & -2 & 0 \\ \xi_{132} & -1 & 1 & 3 & -1 & -4 & -2 & 0 & -1 & 1 & 2 \\ \xi_{213} & 2 & -1 & -4 & -1 & 1 & -2 & 1 & 0 & 3 & -1 \\ \xi_{123} & 1 & 4 & 1 & -2 & -1 & 2 & -1 & -3 & 0 & 1 \\ \xi_{114} & 3 & 1 & -1 & -3 & 2 & 0 & -2 & 1 & -1 & 0 \end{pmatrix} \quad (4.37)$$

The following is the main theorem for this section

Theorem 4.1 *The symplectic form $\Omega(\Sigma_{FG})$ is expressed by the following formula*

$$\Omega(\Sigma_{FG}) = \sum_{v \in V(\Sigma_0)} \omega_v + \sum_{f \in F(\Sigma_0)} \omega_f + 2n \sum_{v \in V(\Sigma_0)} \sum_{i=1}^{n-1} d\rho_{v;i} \wedge d\mu_{v;i} \quad (4.38)$$

where $\mu_{v;j}$'s are defined in (4.21).

The form ω_v in (4.38) is defined as follows: for each vertex $v \in V(\Sigma_0)$ of valence n_v let $\{e_1, \dots, e_{n_v}\}$ be the incident edges ordered counterclockwise starting from the one on the left of the stem and oriented away from v . Let $\{f_1, \dots, f_{n_v}\} \in F(T)$ be the faces incident to v and counted in counterclockwise order from the one containing the cherry. We denote the order relation by \prec . Then

$$\begin{aligned} \omega_v = & \sum_{e' \prec e \perp v} \mathbb{G}_{ij} d\zeta_{e';i} \wedge d\zeta_{e;j} + \sum_{f \prec e \perp v} \sum_{a+b+c=n} \sum_{\ell=1}^{n-1} \mathbb{G}_{f(v),\ell} d\xi_{f;abc} \wedge d\zeta_{e;\ell} \\ & + \sum_{e \prec f \perp v} \sum_{a+b+c=n} \sum_{\ell=1}^{n-1} \mathbb{G}_{f(v),\ell} d\zeta_{e;\ell} \wedge d\xi_{f;abc} + \sum_{f' \prec f \perp v} \sum_{\substack{a+b+c=n \\ a \neq b \neq c=n}} \mathbb{G}_{f'(v),f(v)} d\xi_{f';a'b'c'} \wedge d\xi_{f;abc} \end{aligned} \quad (4.39)$$

where the subscript $f(v)$ indicates the index a, b or c depending on the value $f(v) \in \{1, 2, 3\}$, respectively. The form ω_f for a face f is given by (4.26).

Proof. We evaluate all contributions of expression (2.2) in terms of coordinates $\{\xi, \zeta, \rho\}$. Let us start from the term ω_v . The contribution of the vertex v of the graph Σ is given by

$$\omega_v = \sum_{\ell=1}^{n_v-1} \text{tr} \left(J_{[1:\ell]}^{-1} dJ_{[1:\ell]} \wedge J_{\ell}^{-1} dJ_{\ell} \right) \quad (4.40)$$

where J_1, \dots, J_{n_v} are the jump matrices of the edge oriented away from v and labeled in counterclockwise order. Our convention is that the stem of the cherry is followed by an A -edge so that there are an even number $2n_v$ of edges (except the stem) and the sequence of the matrices is $A_{f_1(v)}, S_{e_1}, A_{f_2(v)}, S_{e_2}, \dots$, see Fig.7.

Given the shapes of the face matrices $A_{1,2,3}$ and edge matrices S_e , each addendum in (4.40) is the wedge of two lower triangular matrices (for even ℓ) or two upper triangular matrices for odd ℓ , and hence only the

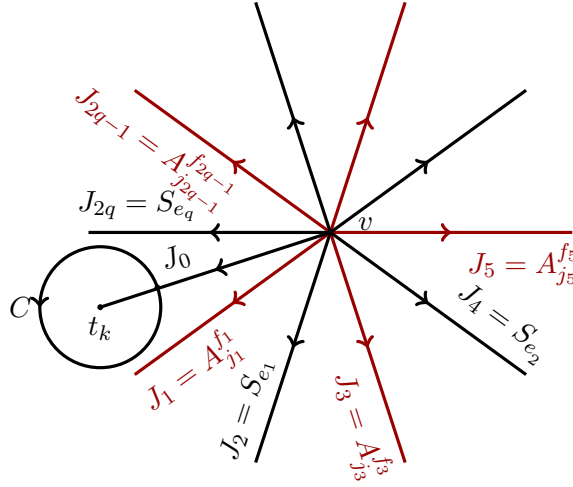


Figure 7: Contribution of vertex $v = v_k$. For brevity in the figure the matrices $A_j(\xi_f)$ are denoted simply by A_j^f .

diagonal entries matter. Since the shape of the matrices $A_{1,2,3}$ is $A = L\Pi = \Pi U$ with L lower-triangular and $U = \Pi L\Pi$ upper-triangular, and $S = \mathbf{z}^{-\mathbf{h}}\Pi\sigma$, the contribution of the vertex v is given by

$$\omega_v = \text{tr} \left(\sum_{j=1}^{n_v} d \log \left(\prod_{f \prec e_j} \mathbf{x}_f^{-\mathbf{h}_f(v)} \prod_{e \prec e_j} \mathbf{z}_e^{-\mathbf{h}} \right) \wedge d \log \mathbf{z}_{e_j}^{-\mathbf{h}} + \sum_{j=1}^{n_v} d \log \left(\prod_{f \prec f_j} \mathbf{x}_f^{-\mathbf{h}_f(v)} \prod_{e \prec f_j} \mathbf{z}_e^{-\mathbf{h}} \right) \wedge d \log \mathbf{x}_{f_j}^{-\mathbf{h}_{f_j}(v)} \right).$$

We recall that in this formula the edges e_j are the edges incident to v , oriented away from v and counted starting from the stem of the cherry in counterclockwise order. Similarly the faces are the incident faces (triangles) counted from the one containing the stem.

In particular we can separate the types of contributions to ω_v into the types (z, z) , (z, x) and (x, x) which leads to (4.39).

Contributions of the “face” vertices $p_f \in V(\Sigma)$. For each $f \in F(T)$ we have a contribution ω_f as in (4.26) in terms of the variables $\mathbf{x} = \mathbf{x}_f$, given by Prop. 4.1.

Contribution of the cherries. For each cherry attached to the vertex $v \in V(T)$ the local monodromy M_v^0 as well as the diagonalizing matrix C_v are lower-triangular. The contribution of the point q_v to the form $\Omega(\Sigma_{FG})$ can be computed to give (since C_v is triangular)

$$2\text{tr}((C_v)^{-1} dC_v \wedge \Lambda_v^{-1} d\Lambda_v) = 2 \sum_{j,k=1}^{n-1} \text{tr}(\alpha_j h_k) d\rho_{v;k} \wedge d\mu_{v;j} = 2n \sum_{j=1}^{n-1} d\rho_{v;j} \wedge d\mu_{v;j}$$

where we have used that $\text{tr}(\alpha_j h_k) = n\delta_{jk}$ (4.1). ■

5 The form \mathcal{W} via Fock-Goncharov coordinates

Here we use the invariance of the form $\Omega(\Sigma)$ under the graph transformations to bring the graphs Σ_{AM} and Σ_{FG} to the standard one, which we denote by $\widehat{\Sigma}$ (Fig. 8). This will lead to expression of the form \mathcal{W} via Fock-Goncharov coordinates.

Theorem 5.1 *Let the matrices on the edges of the graph $\widehat{\Sigma}$ shown in Fig.8 be obtained by standard transformations from the edge matrices on the graph Σ_{FG} . Then the form $2\mathcal{W} = \Omega(\widehat{\Sigma})$ coincides with the form $\Omega(\Sigma_{FG})$ given by expression (4.38).*

Proof. By an obvious sequence of standard transformations the graph Σ_{AM} shown in Fig.4 can be transformed to the graph Σ_0 shown in Fig.8. Namely, we first merge the g pairs of vertices s_ℓ, \tilde{s}_ℓ into a vertex

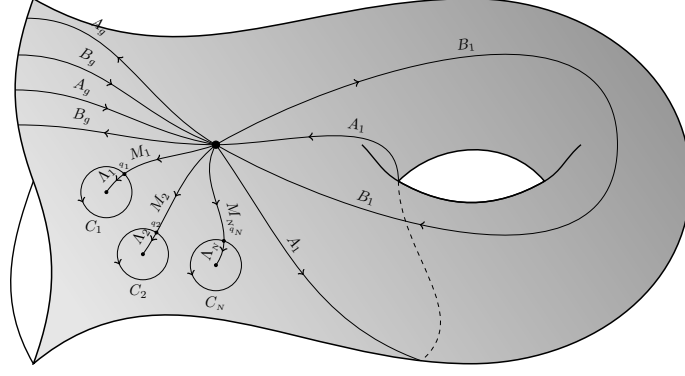


Figure 8: The graph $\hat{\Sigma}$.

σ_ℓ , then zip each pair of corresponding closed edges together. On the loop edge obtained by zipping one gets the matrix $P_{2\ell}P_{2\ell-1}^{-1} = M_{\beta_\ell}^{-1}$. Then we merge all the vertices σ_ℓ with the basepoint z_0 and observe that $\hat{\Omega} = \Omega(\hat{\Sigma})$.

On the other hand, the same form $\Omega(\hat{\Sigma})$ equals to the form $\Omega(\Sigma_{FG})$ since the graph $\hat{\Sigma}$, together with matrices on its edges, can be obtained also by a sequence of transformations from the graph Σ_{FG} . To do so, by a sequence of edge-contractions, we contract all vertices $v \in \mathbf{V}(\Sigma_0)$ to a single vertex z_0 . We can then move all the cherries to the same region bounded by two consecutive edges at z_0 . Finally we zip the edges so that we end up with a minimal number $(2g)$ as in Fig. 8. By the results of Section 2.1 the two-form Ω remains invariant. \blacksquare

Theorem 5.1 shows that the Fock–Goncharov coordinates provide log-canonical coordinates for the extended Goldman symplectic form.

6 The Poisson structure: extension of the Fock–Goncharov quiver

Here we discuss the Poisson bracket which inverts the non-degenerate symplectic form \mathcal{W} (1.12). The actual proof will be given for the $SL(2)$ case, for $n > 2$ the Poisson bracket $\{\cdot, \cdot\}$ presented here was confirmed by extensive computer experiments. This bracket is an extension of the Goldman bracket $\{\cdot, \cdot\}_G$; this can be described in terms of Fock–Goncharov coordinates can be described by an appropriate quiver on the underlying Riemann surface [9]: the equivalence of the Goldman bracket and the Fock–Goncharov bracket was addressed in the recent paper [19]. To describe the bracket $\{\cdot, \cdot\}$ we introduce the quiver \mathcal{Q} which is an extension of the Fock–Goncharov quiver \mathcal{Q}_{FG} obtained by adding nodes which correspond to the toric variables $\rho_{v;j}$, $j = 1, \dots, n-1$.

Following [9] we consider triangulation Σ_0 and perform a subtriangulation of each of the triangles into sub-triangles; the internal vertices are labelled by three indices $a, b, c \geq 1$ such that $a+b+c = n$. The corner attached to the edge $\mathcal{E}_f^{(1)}$ is the corner labelled $(n, 0, 0)$, the corner attached to $\mathcal{E}_f^{(2)}$ is $(0, n, 0)$ and the one attached to $\mathcal{E}_f^{(3)}$ is $(0, 0, n)$. Then black vertices and black arrows correspond to the (part of) the quiver \mathcal{Q}_{FG} , where the nodes at the edge e of the face f correspond to variables with 2 indices; namely, the edge variables $\zeta_{e;1}, \dots, \zeta_{e;n-1}$ between vertices 1 and 2 get the labels $(j, n-j, 0)$; those between vertices 3 and 1 the labels $(n-j, 0, j)$ and finally on the edge between 3 and 2 the labels $(0, j, n-j)$. The edge variables appear also in the neighbouring triangle. The internal nodes of the face f are labelled by three indices $a, b, c \geq 1$ such that $a+b+c = n$ and carry the variables ξ_{abc} .

In the faces of Σ_0 which do not contain any cherry the quiver \mathcal{Q} coincides with \mathcal{Q}_{FG} . The red nodes which are added to \mathcal{Q}_{FG} to get the full quiver \mathcal{Q} carry the toric variables $\rho_{v;j}$, $j = 1, \dots, n-1$, $v \in \mathbf{V}(\Sigma_0)$; these nodes appear if there are cherries inside of a given face f . The red nodes are placed above the face f and project normally to the sub-triangles on the closest edge to the corresponding stem of the cherry as shown in Fig. 9. Depending on the number of cherries within the same triangle $f \in \mathbf{F}(\Sigma_0)$, the quiver takes

one of three forms shown in Fig. 9. The main example is when only one cherry is in the face f ; this is possible unless the number of cherries exceeds the number of faces of Σ_0 , which is the case only for $g = 0$, $n = 3$.

We formulate the following

Conjecture 1 *Denote by σ, σ' the logarithm of any two variables associated to two nodes n, n' of the quiver indicated in Fig. 9. Then the Poisson bracket inverse to the extended Goldman symplectic form \mathcal{W} is given by*

$$n^2 \{\sigma, \sigma'\} = \epsilon_{n, n'} \quad (6.1)$$

where $\epsilon_{n, n'} = 1$ if the arrow goes from n to n' and -1 viceversa or $\pm \frac{1}{2}$ if the arrow is a dashed one. In particular, the brackets between Fock-Goncharov variables are given by the original quiver from [9].

Notice that part of this conjecture can be considered as a theorem: the fact that the brackets between variables attached to two black nodes (i.e. the original Fock-Goncharov coordinates) are the same as the ones give by the quiver of [9], follows from [19]; we were also informed by M.Shapiro that the general proof that the Fock-Goncharov Poisson structure indeed coincides with Goldman's on each symplectic leaf is contained also in [8]. The conjecture is in fact a rigorous theorem for the $SL(2)$ case; we provide an essentially complete proof in the next section. For the case of $SL(3)$ the direct proof is also possible: it consists of a lengthy verification along the lines of the $SL(2)$ proof. Namely, one can verify with the help of pictures, that for each variable σ_a we have $\mathbb{P} \left(\widehat{\Omega} \left(\frac{\partial}{\partial \sigma_a} \right) \right) = d\sigma_a$ (or equivalently that $\widehat{\Omega}(\mathbb{P}(d\sigma_a)) = d\sigma_a$). Here \mathbb{P} denotes the Poisson tensor corresponding to the bracket (6.1), and $\widehat{\Omega}$ is viewed as a map from the tangent to the co-tangent space and viceversa for \mathbb{P} . The proof for the $SL(n)$ case could clearly follow these ideas, but the combinatorics of the indices becomes quickly unwieldy.

We notice the following structure of the bracket (6.1). For each case except $g = 0$, $n = 3$ one can choose the positions of cherries such that in each face of Σ_0 there is no more than one cherry (Fig.9, upper quiver). Then the toric variables $\rho_{v;j}$ commute with $\rho_{v';j}$ unless $v' = v$. At a given vertex v we have

$$n^2 \{\rho_{v;j}, \rho_{v;j+1}\} = -\frac{1}{2}, \quad j = 1, \dots, n-2$$

and all other brackets vanish. The Poisson brackets between the toric variables and Fock-Goncharov variables can be seen from the upper quiver in Fig. 9. Each $\rho_{v;j}$ has non-vanishing Poisson bracket with no more than four Fock-Goncharov variables, and these non-vanishing brackets are equal to ± 1 .

7 $SL(2)$

In the $SU(2)$ case the jump matrices on the oriented edges of Σ (Fig.5) look as follows

1. On each edge e which is inherited by Σ from Σ_0 we define the jump matrix to be

$$S_e = \begin{pmatrix} 0 & 1/z_e \\ -z_e & 0 \end{pmatrix} = \begin{pmatrix} 0 & e^{-\zeta_e} \\ -e^{\zeta_e} & 0 \end{pmatrix} \quad (7.1)$$

where $z_e \in \mathbb{C}$ is the complex "shear" coordinate. Note that $S_e^{-1} = -S_e$.

2. The jump matrices on $\mathcal{E}_k^{(i)}$ do not contain any variables and are given by $A = \begin{pmatrix} 0 & -1 \\ 1 & -1 \end{pmatrix}$.
3. The jump matrix on the stem of the cherry attached to a vertex $v = v_j$ which has valence q on Σ_0 (and valence $q + 1$ on Σ) is chosen such that the total monodromy around v is trivial due to (2.1). Namely,

$$M_v^0 = \left(\prod_{\ell=1}^q A S_{e_\ell}^{i_v(e_\ell)} \right)^{-1} = \begin{pmatrix} m_v & 0 \\ \star & m_v^{-1} \end{pmatrix} \quad (7.2)$$

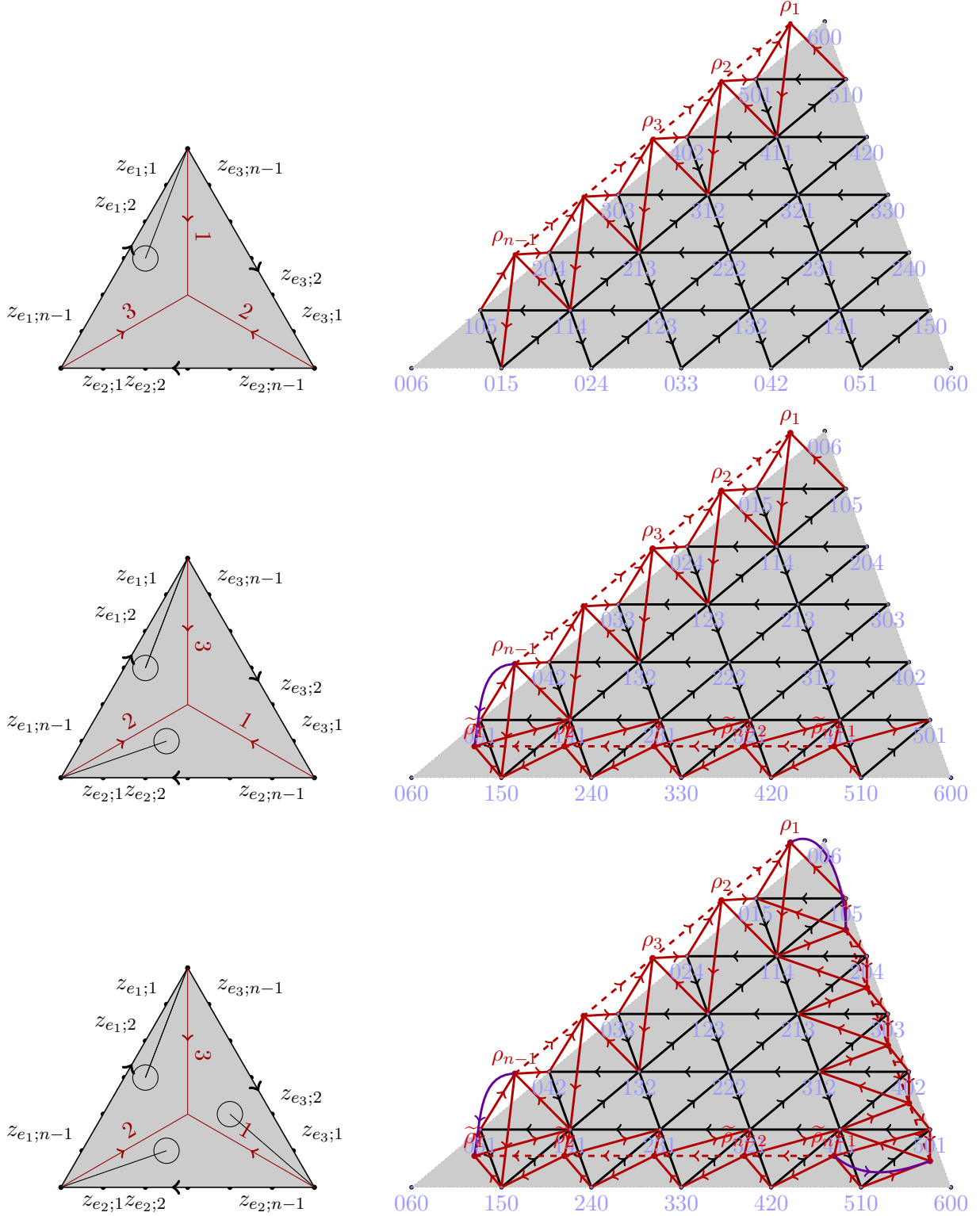


Figure 9: The extended Fock-Goncharov quiver for a triangle with cherry on top for the Poisson brackets times n^2 . On the left the positioning of the cherry relative to the numbering of the internal edges is shown. On the right the quiver (in pseudo-3d). The dashed line means that the coefficients is $\frac{1}{2}$, while all other coefficients are 1 according to the indicated orientations. For a triangle without cherry, the picture is the same without the red (raised) nodes and related arrows.

where $i_v(e_\ell) = 1$ if the edge e_ℓ is directed from v and $i_v(e_\ell) = -1$ if the edge e_ℓ is directed towards v ; our convention (4.7) for the reversal of the orientation of an edge e , in the $SL(2)$ case, reads $\zeta_{-e} = \zeta_e + i\pi$ and therefore

$$m_v = \exp \left[\sum_{e \perp v} \zeta_e - i\pi \#_v \right] \quad (7.3)$$

where $\#_v$ is the number of edges oriented towards the vertex v in the triangulation Σ_0 . Note that, if we stipulate that all edges are oriented away from v_k and use (4.7), we have that $m_v = \exp \sum_{e \perp v} \zeta_e$. The (local) connection matrix C_v^0 is lower-triangular and of the form:

$$C_v^0 = \begin{pmatrix} e^{\rho_v} & 0 \\ \star & e^{-\rho_v} \end{pmatrix}. \quad (7.4)$$

In the $SL(2)$ case the face variables are absent and each edge carries a single variable, while the eigenvalue m_v is (up to a sign which is irrelevant in the expression of $\Omega(\Sigma_{FG})$) the product of the edge z -variables incident to v .

Then the general formula in Thm. 4.1 simplifies considerably to the following

$$\Omega(\Sigma_{FG}) = 2 \sum_{k=1}^N \left(\sum_{\substack{e, e' \perp v_k \\ e' \prec_e}} d\zeta_{e'} \wedge d\zeta_e + 2 \sum_{e \perp v_k} d\rho_k \wedge d\zeta_e \right). \quad (7.5)$$

The symplectic potential $\theta(\Sigma_{FG})$ can thus be cosen as follows:

$$\theta(\Sigma_{FG}) = \sum_{k=1}^N \left(\sum_{\substack{e, e' \perp v_k \\ e' \prec_e}} (\zeta_{e'} d\zeta_e - \zeta_e d\zeta_{e'}) - 4 \sum_{e \perp v_k} \zeta_e d\rho_k \right). \quad (7.6)$$

In this formula the edges in the summation are supposed to be oriented away from the vertex, using the property (4.7) $\zeta_{-e} = \zeta_e + i\pi$ under orientation reversal. The choice of $\theta_{\mathcal{M}}$ depends on the choice of triangulation Σ_0 . As well as the general $SL(n)$ case, the $SL(2)$ potential $\theta_{\mathcal{M}}$ transforms in a nontrivial way under the change of triangulation; this transformation is discussed in the next section.

7.1 Extended (nondegenerate) Poisson structure

It is possible to write explicitly the Poisson structure, i.e., the inverse of the matrix of coefficients of $\Omega(\Sigma_{FG})$. The idea is to observe the coincidence of the restriction of $\Omega(\Sigma_{FG})$ to the symplectic leaves with the Kontsevich symplectic form associated to the combinatorial model of $\mathcal{M}_{g,N}$ and use results of [4].

Recall that the vertex variables ρ_v are associated to the stem of the cherry; this belongs to a particular triangle $f \in \mathbf{F}(\Sigma_0)$ of the triangulation Σ_0 . In this way we can unambiguously declare that $v \in f$. This way every vertex “belongs” to a certain unique triangle f . Depending on how we have chosen the positions of the cherries, some faces may “contain” zero, one, two or all three vertices.

With this preparation we can state the theorem:

Theorem 7.1 *The Poisson tensor induced by the symplectic structure $\mathcal{W} = \frac{1}{2}\Omega(\Sigma_{FG})$ is given by*

$$\mathbb{P} = \sum_{f \in \mathbf{F}(\Sigma_0)} \mathbb{P}_f \quad (7.7)$$

with

$$4\mathbb{P}_f = \sum_{1 \leq i < j \leq 3} (-1)^{i-j} \frac{\partial}{\partial \zeta_j} \wedge \frac{\partial}{\partial \zeta_i} + \sum_{j=1}^3 \sum_{v \in f} (-1)^{(v, e_j)} \frac{\partial}{\partial \rho_v} \wedge \frac{\partial}{\partial \zeta_j} + \sum_{v \prec v' \in f} (-1)^{\sharp_f(v, v')} \frac{\partial}{\partial \rho_{v'}} \wedge \frac{\partial}{\partial \rho_v}$$

where $\zeta_{1,2,3}$ are the three edge variables of the triangle f enumerated counterclockwise (starting from an arbitrarily chosen one) and $(v, e_j) = 1$ if e_j is incident to v and zero otherwise, and $\sharp_f(v, v') = 1$ if v is the immediate predecessor of v' along the boundary of the triangle f (in positive direction), and zero otherwise.

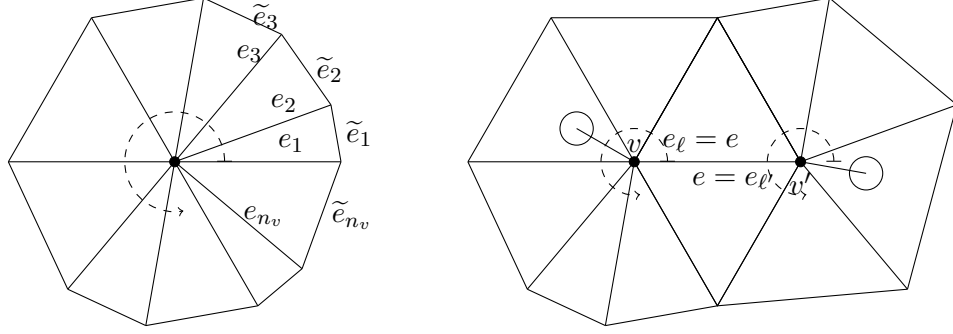


Figure 10

Remark 7.1 We emphasize that the symbol $v \in f$ means that the ciliation at v belongs to the triangle f and not only that v lies on the boundary of f .

Proof. The proof is rather direct and here we only provide a sketch. For brevity of notation we set $\hat{\Omega} := \Omega(\hat{\Sigma}) = 2\mathcal{W}$ in this proof. Consider first a vertex and its associated variable ρ_v ; we will interpret $\hat{\Omega}$ (we drop the indication of the graph momentarily) and \mathbb{P} as maps from the tangent to the co-tangent spaces and viceversa. For brevity we will write dv for $d\rho_v$, ∂_v for ∂_{ρ_v} , de for $d\zeta_e$ and so on. Enumerate the edges incident at v by e_1, \dots, e_{n_v} (counterclockwise), starting from the first to the left of the stem (see Fig. 10). Denote by \tilde{e}_j the third edge in the face bounded by e_j and e_{j+1} . Then

$$\hat{\Omega}(\partial_v) = -4 \sum_{j=1}^{n_v} de_j \quad (7.8)$$

Now we compute $\mathbb{P}(\hat{\Omega}(\partial_v))$. The action of the last sum in (7.7) on $\hat{\Omega}(\partial_v)$ vanishes; the second term gives

$$(\partial_{e_{n_v}} \wedge \partial_v - \partial_{e_1} \wedge \partial_v) \rfloor \left(-4 \sum_{j=1}^{n_v} de_j \right) = 8\partial_v. \quad (7.9)$$

The action of the first sum in (7.7) on $\hat{\Omega}(\partial_v)$ also equals zero. Indeed only the faces incident to v are involved and it gives a telescopic sum

$$2 \sum_{j=1}^n (\partial_{\tilde{e}_j} \wedge \partial_{e_j} - \partial_{e_{j+1}} \wedge \partial_{e_j} + \partial_{e_{j+1}} \wedge \partial_{\tilde{e}_j}) \rfloor \sum_{\ell=1}^{n_v} de_\ell = 2 \sum_{\ell=1}^{n_v} (\partial_{\tilde{e}_\ell} - \partial_{e_{\ell+1}} + \partial_{e_{\ell-1}} - \partial_{\tilde{e}_{\ell-1}}) = 0; \\ e_{n_v+1} \equiv e_1; \quad e_0 \equiv e_{n_v}; \quad \tilde{e}_{n_v+1} \equiv \tilde{e}_1; \quad \tilde{e}_0 \equiv \tilde{e}_{n_v}. \quad (7.10)$$

Consider now an edge e joining v, v' ; let e_1, \dots, e_{n_v} be the enumeration of incident edges at v and similarly $e'_1, \dots, e'_{n_{v'}}$ be enumeration of edges at v' . The edge e is the edge number ℓ at v and the edge number ℓ' at v' . Then

$$\hat{\Omega}(\partial_e) = 2dv + 2dv' - \sum_{j=\ell+1}^{n_v} de_j + \sum_{j=1}^{\ell-1} de_j - \sum_{k=\ell'+1}^{n_{v'}} de'_k + \sum_{k=1}^{\ell'-1} de'_k. \quad (7.11)$$

Now we contract the above with \mathbb{P} : after a somewhat lengthy computation one finds $\mathbb{P}(\hat{\Omega}(\partial_e)) = \partial_e$. ■

Corollary 7.1 *The Dirac reduction of the Poisson bracket (7.7) to the leaves $m_v = \text{const}$ and $\rho_v = \text{const}$ is given by*

$$4\mathbb{P}_{Dir} = \sum_{f \in \mathbf{F}(\Sigma_0)} \sum_{1 \leq i < j \leq 3} (-1)^{i-j} \frac{\partial}{\partial \zeta_j} \wedge \frac{\partial}{\partial \zeta_i} \quad (7.12)$$

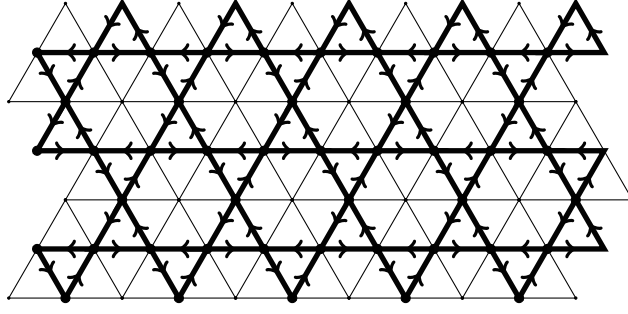


Figure 11: The quiver for $SL(2)$ (thick), without drawing the nodes associated to the toric variables. The triangulation Σ_0 is shown in thin lines

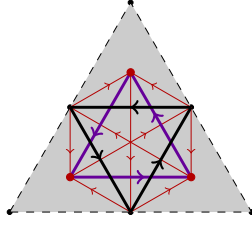


Figure 12: The $SL(2)$ case of a triangle containing three cherries and the corresponding augmented quiver. If there are only two or one (or no cherry) then the quiver is obtained by deleting the corresponding red node and all the incident edges.

Proof. We sketch the proof, leaving the details to the reader. One verifies directly that $\mu_v := \ln m_v = \sum_{e \perp v} \zeta_e$ commute with all the variables ζ_e for all $v \in \mathbf{V}(\Sigma_0)$, $e \in \mathbf{E}(\Sigma_0)$, and $\{\mu_v, \rho_{v'}\} = \frac{1}{2} \delta_{vv'}$; in general $\{\rho_v, \rho_{v'}\}$ may be nonzero only if the two cherries at v, v' lie within the same triangle. Thus, schematically, the matrix of Poisson brackets of the constraints μ 's, ρ 's has the shape

$$P = \frac{1}{2} \left[\begin{array}{c|c} 0 & \mathbf{1} \\ \hline -\mathbf{1} & \star \end{array} \right] \quad (7.13)$$

with \star containing the Poisson brackets between the ρ 's. The inverse of P has the structure

$$P^{-1} = 2 \left[\begin{array}{c|c} -\star & -\mathbf{1} \\ \hline \mathbf{1} & 0 \end{array} \right], \quad (7.14)$$

and therefore the Dirac procedure gives

$$\{f, g\}_{\text{Dir}} = \{f, g\} + 2 \sum_{v \in \mathbf{V}(\Sigma_0)} (\{f, m_v\} \{g, \rho_v\} - \{g, m_v\} \{f, \rho_v\}) \quad (7.15)$$

For all ζ_e 's, thus, the Dirac bracket coincides with the original bracket because $\{\zeta_e, \mu_v\} = 0$. ■

Remark 7.2 Up to the overall factor of 4, the Dirac Poisson bracket (7.12) can be expressed as the canonical Poisson bracket [13] associated to the following quiver; place a node on each edge $e \in \mathbf{E}(\Sigma_0)$ and triangulate the surface as shown in Fig.11, Fig.12. This appears to coincide with the Poisson structure introduced in [9]; in fact this coincidence is mentioned ibidem and on p.670 of [11]. We also point to [19], where the equivalence of the Goldman (degenerate, since it possesses Casimir functions) *Poisson* bracket and the Poisson structure of [9] is shown for any $SL(n)$.

7.2 Flip of an edge: Rogers' dilogarithm as a generating function

One triangulation can be transformed to any other by a sequence of "flips" of diagonal in the quadrilateral formed by two triangles with a common edge, see Fig. 13. We are going to describe such a flip by assuming

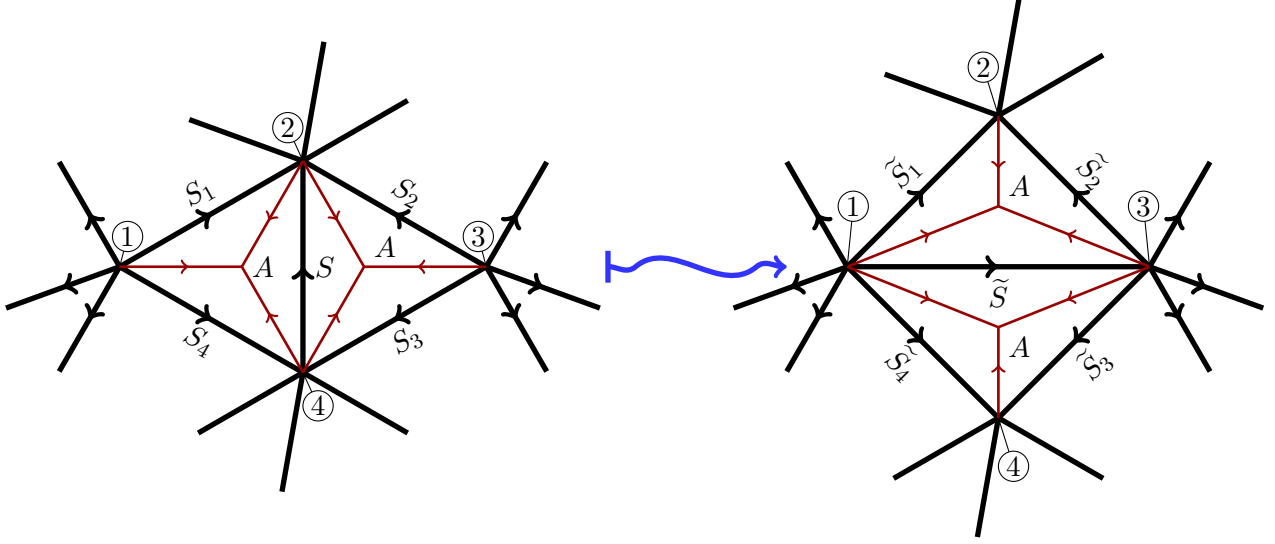


Figure 13: Transformation of edges and jump matrices under an elementary flip.

that the four cherries attached to the vertices are placed as shown in Fig. 13. Then, the assumption that all the monodromies around the four vertices of these triangles are preserved, implies the following four equations:

$$S_4 A S_1 = \tilde{S}_4 A \tilde{S} A \tilde{S}_1 \quad S_1^{-1} A S^{-1} A S_2^{-1} = \tilde{S}_1^{-1} A \tilde{S}_2^{-1} \quad (7.16)$$

$$S_2 A S_3 = \tilde{S}_2 A \tilde{S}^{-1} A \tilde{S}_3 \quad S_3^{-1} A S A S_4^{-1} = \tilde{S}_3^{-1} A \tilde{S}_4^{-1} \quad (7.17)$$

Denoting $\kappa_j = z_j^2 = e^{2\zeta_j}$, $\tilde{\kappa}_j = \tilde{z}_j^2 = e^{2\tilde{\zeta}_j}$ one can check that the equations (7.16), (7.17) can be equivalently written as follows:

$$\tilde{\kappa}_1 = \frac{\kappa}{\kappa+1} \kappa_1, \quad \tilde{\kappa}_2 = (\kappa+1) \kappa_2, \quad \tilde{\kappa}_3 = \frac{\kappa}{\kappa+1} \kappa_3, \quad \tilde{\kappa}_4 = (\kappa+1) \kappa_4, \quad \tilde{\kappa} = \frac{1}{\kappa} \quad (7.18)$$

The variables r_j are assumed to be invariant under the change of triangulation.

Denote the symplectic potential corresponding to the new triangulation by $\tilde{\theta}_{\mathcal{M}}$.

Introduce the *Rogers dilogarithm* L which for $x \geq 0$ is defined by the equality (we borrow this representation, which is a bit non-standard, from (1.9) of [17] and refer also to [20] for more details):

$$L\left(\frac{x}{x+1}\right) := \frac{1}{2} \int_0^x \left\{ \frac{\log(1+y)}{y} - \frac{\log y}{1+y} \right\} \quad (7.19)$$

Proposition 7.1 *The symplectic potentials $\theta(\tilde{\Sigma}_{FG})$ and $\theta(\Sigma_{FG})$ are related as follows:*

$$\theta(\Sigma_{FG}) - \theta(\tilde{\Sigma}_{FG}) = 2 \, d \left[L\left(\frac{\kappa}{1+\kappa}\right) \right] \quad (7.20)$$

Proof. The proposition can be verified by direct calculation using the definition (7.6) of the potential. The difference of contributions of the vertices v_1, \dots, v_4 to potentials $\theta(\Sigma_{FG})$ and $\theta(\tilde{\Sigma}_{FG})$ equals

$$\begin{aligned} v_1 : \quad & \frac{1}{2} \left(\log \left(\frac{e^{2\zeta}}{e^{2\zeta} + 1} \right) d\zeta_1 - \log(e^{2\zeta} + 1) d\zeta_4 + \zeta_4 d \log(e^{2\zeta} + 1) - \zeta_1 d \log \left(\frac{e^{2\zeta}}{e^{2\zeta} + 1} \right) \right. \\ & \left. + \log(e^{2\zeta} + 1) d\zeta - \zeta d \log(e^{2\zeta} + 1) \right) \end{aligned}$$

$$\begin{aligned}
v_2 : \quad & \frac{1}{2} \left(-\log \left(\frac{e^{2\zeta}}{e^{2\zeta} + 1} \right) d\zeta_1 + \log(e^{2\zeta} + 1) d\zeta_2 - \zeta_2 d\log(e^{2\zeta} + 1) + \zeta_1 d\log \left(\frac{e^{2\zeta}}{e^{2\zeta} + 1} \right) \right. \\
& \left. + \log(e^{2\zeta} + 1) d\zeta - \zeta d\log(e^{2\zeta} + 1) \right) \\
v_3 : \quad & \frac{1}{2} \left(\log \left(\frac{e^{2\zeta}}{e^{2\zeta} + 1} \right) d\zeta_3 - \log(e^{2\zeta} + 1) d\zeta_2 + \zeta_2 d\log(e^{2\zeta} + 1) - \zeta_3 d\log \left(\frac{e^{2\zeta}}{e^{2\zeta} + 1} \right) \right. \\
& \left. + \log(e^{2\zeta} + 1) d\zeta - \zeta d\log(e^{2\zeta} + 1) \right) \\
v_4 : \quad & \frac{1}{2} \left(-\log \left(\frac{e^{2\zeta}}{e^{2\zeta} + 1} \right) d\zeta_3 + \log(e^{2\zeta} + 1) d\zeta_4 - \zeta_4 d\log(e^{2\zeta} + 1) + \zeta_3 d\log \left(\frac{e^{2\zeta}}{e^{2\zeta} + 1} \right) \right. \\
& \left. + \log(e^{2\zeta} + 1) d\zeta - \zeta d\log(e^{2\zeta} + 1) \right)
\end{aligned}$$

Summing up the above four contributions and taking into account the equation for the dilogarithm we come to (7.20). \blacksquare

7.3 Movement of cherries

The symplectic potential $\theta(\Sigma_{FG})$ (7.6) depends also on the positions of stems of cherries with respect to the edges of Σ_0 coming to each vertex v (in the language of [12] the choice of the cherry position is equivalent to the choice of "ciliation" at each vertex). The next proposition shows how $\theta(\tilde{\Sigma}_{FG})$ transforms under an elementary move of the cherry to the next sector.

Proposition 7.2 *Denote by ζ_1, \dots, ζ_k the coordinates on edges attached to a vertex v enumerated counter-clockwise starting from the first edge to the left of the stem and oriented away from v using (4.7). Denote by $\theta_{\mathcal{M}}$ the symplectic potential corresponding to the "cherry" positioned between edges k and 1, and denote by $\tilde{\theta}_{\mathcal{M}}$ the potential corresponding to the cherry positioned between edges 1 and 2. Then*

$$\theta(\Sigma_{FG}) - \theta(\tilde{\Sigma}_{FG}) = 2 \, d \left[\zeta_1 \sum_{e \perp v} \zeta_e \right] \quad (7.21)$$

where the edges in the sum are assumed to be oriented away from v and convention (4.7) is used to invert the orientation of a given edge.

Proof. Under the move of the cherry the contributions of terms corresponding to the vertex v in the expression (7.6) change. The variable ρ_v changes to $\tilde{\rho}_v = \rho_v + \zeta_1$ according to (2.12) and (7.4). Therefore, the contribution of the second sum in (7.6) to $\theta(\Sigma_{FG}) - \theta(\tilde{\Sigma}_{FG})$ equals $4 \sum_{j=1}^k \zeta_j d\zeta_1$.

If we move the first edge (associated to ζ_1) to the left of the cherry, then the first sum in (7.6) is modified because in this new position the coordinate ζ_1 is the last, according to the counterclockwise ordering. Thus a short computation shows that the contribution of the first sum in (7.6) to $\theta(\Sigma_{FG}) - \theta(\tilde{\Sigma}_{FG})$ equals

$$2 \sum_{j=2}^k (\zeta_1 d\zeta_j - \zeta_j d\zeta_1) = 2 \sum_{j=1}^k (\zeta_1 d\zeta_j - \zeta_j d\zeta_1).$$

Summing up these two contributions we come to (7.21). \blacksquare

A The form \mathcal{W} in the $SL(3)$ case

The jump matrices on the oriented edges of the graph Σ now are chosen as follows.

1. On each edge e of Σ_0 the jump matrix is

$$S_e = \begin{bmatrix} 0 & 0 & \frac{1}{z_{e;1}^2 z_{e;2}} \\ 0 & -\frac{z_{e;1}}{z_{e;2}} & 0 \\ z_{e;1} z_{e;2}^2 & 0 & 0 \end{bmatrix} \quad (A.1)$$

where $z_{e;i} = e^{\zeta_{e;i}} \in \mathbb{C}^*$, $i = 1, 2$. Note that the transformation $S_e \rightarrow S_e^{-1}$ is equivalent to the interchange $\zeta_{e,1} \leftrightarrow \zeta_{e,2}$.

2. The jump matrices on the edges $\mathcal{E}_f^{(1,2,3)}$ are given by

$$A_f = x_f \begin{pmatrix} 0 & 0 & 1 \\ 0 & -1 & -1 \\ x_f^{-3} & x_f^{-3} + 1 & 1 \end{pmatrix} \quad (\text{A.2})$$

with $x_f = e^{\xi_f}$. These matrices satisfy $A_f^3 = I$.

3. The jump matrix on the stem of the cherry attached to a vertex v (which has valence $2q + 1$ on Σ) is chosen such that the total monodromy around v is trivial (2.1).

Let us assume that all the edges are outgoing from v using if necessary (4.7). Then we deduce the following form of M_v^0 for each $v \in \mathbf{V}(\Sigma_0)$:

$$M_v^0 = \left(\prod_{f \prec e \perp v}^q A_f S_e \right)^{-1} = \begin{pmatrix} m_{v,1} & 0 & 0 \\ \star & m_{v,2} m_{v,1}^{-1} & 0 \\ \star & \star & m_{v,2}^{-1} \end{pmatrix} \quad (\text{A.3})$$

where $m_{v;j} = e^{\mu_{v;j}}$, $j = 1, 2$ and

$$\mu_{v;1} = \sum_{f \perp v} \xi_f + \sum_{e \perp v} (\zeta_{e;1} + 2\zeta_{e;2}); \quad \mu_{v;2} = \sum_{f \perp v} 2\xi_f + \sum_{e \perp v} (2\zeta_{e;1} + \zeta_{e;2}); \quad (\text{A.4})$$

the change of orientation of some edge e_j is equivalent to the interchange of $z_{e;1}$ and $z_{e;2}$.

Since in the $SL(3)$ case there is only one face variable $x_f = x_{f;111}$ for each face the formula for $\omega_{\mathcal{M}}$ simplifies considerably since the term ω_f vanishes. The expression (4.38) takes the following form:

$$\begin{aligned} 2\mathcal{W} = \Omega(\Sigma_{FG}) &= \sum_{v \in V(T)} \sum_{e' \prec e \perp v} \sum_{j,k=1}^2 \mathbb{G}_{jk} d\zeta_{e;j} \wedge d\zeta_{e';k} \\ &+ 3 \sum_{v \in V(T)} \left(\sum_{e \prec f \perp v} d\xi_f \wedge (2d\zeta_{e;1} + d\zeta_{e;2}) + \sum_{f \prec e \perp v} (2d\zeta_{e;1} + d\zeta_{e;2}) \right) \wedge d\xi_f \\ &+ 6 \sum_{\substack{f' \prec f \\ f, f' \perp v}} d\xi_f \wedge d\xi_{f'} + 6 \sum_{v \in V(T)} \sum_{j=1}^2 d\rho_{v;j} \wedge d\mu_{v;j} \end{aligned}$$

where in the $SL(3)$ case we have

$$\mathbb{G} = \begin{pmatrix} 6 & 3 \\ 3 & 6 \end{pmatrix}.$$

It is always understood that the edges are oriented away from v and that $\zeta_{e;1} = \zeta_{-e;2}$.

Acknowledgements. We thank L. Chekhov, V. Fock, R. Kashaev and M. Shapiro for illuminating discussions. The work of M. B. was supported in part by the Natural Sciences and Engineering Research Council of Canada (NSERC) grant RGPIN-2016-06660. The work of D.K. was supported in part by the NSERC grant RGPIN/3827-2015. The completion of this work was supported by the National Science Foundation under Grant No. DMS-1440140 while the authors were in residence at the Mathematical Sciences Research Institute in Berkeley, California, during the Fall 2019 semester *Holomorphic Differentials in Mathematics and Physics*.

References

- [1] Alekseev, A., Malkin, A., *Symplectic structure of the moduli space of flat connection on a Riemann surface*, Comm. Math. Phys. **169** 99-120 (1995)
- [2] Alekseev, A., Malkin, A., Meinrenken, E. *Lie group valued moment maps*, J. Diff. Geom. **48**, no. 3, 445–495 (1998).
- [3] Bertola, M., *Corrigendum: The dependence on the monodromy data of the isomonodromic tau function*, arXiv:1601.04790
- [4] Bertola, M., Korotkin, D. *Hodge and Prym tau functions, Jenkins-Strebel differentials and combinatorial model of $\mathcal{M}_{g,n}$* , arXiv/1804.02495
- [5] Bertola, M., Korotkin, D. “Symplectic extensions of the Kirillov-Kostant and Goldman Poisson structures and Fuchsian systems”, arXiv/1903.09197
- [6] Boalch, P. , *Quasi-Hamiltonian geometry of meromorphic connections*, Duke Math. J., (2007), **139**, Issue 2, 369-405.
- [7] Fock, V.V., *Description of moduli space of projective structures via fat graphs*, arXiv:hep-th/9312193
- [8] Chekhov, L., Shapiro, M.. Private communication and forthcoming publication.
- [9] Fock, V., Goncharov A., *Moduli spaces of local systems and higher Teichmüller theory*, Publications Mathématiques de l’Institut des Hautes Études Scientifiques **103**, Issue 1, pp 1-211 (2006)
- [10] Fock, V., Goncharov A., *The quantum dilogarithm and of representations quantum cluster varieties* , Invent. Math., **175**, Issue 2, 223-286 (2009)
- [11] Fock, V., Goncharov A., *Dual Teichmüller and lamination spaces*, in Handbook of Teichmüller theory. Vol. I, 647–684, IRMA Lect. Math. Theor. Phys., 11, Eur. Math. Soc., Zürich, 2007.
- [12] Fock, V., Rosly, A., *Poisson structure on moduli of flat connections on Riemann surfaces and r-matrix*, Moscow Seminar in Mathematical Physics, 67-86, Amer. Math. Soc. Transl. Ser. 2, **191**, Adv. Math. Sci., 43, Amer. Math. Soc., Providence, RI, 1999 (arXiv:math/9802054).
- [13] M.Gekhtman, M.Shapiro, A.Veinstein, *Cluster algebras and Poisson geometry*, Math.Surveys and Monographs, vol 167, AMS (2010)
- [14] Goldman, W. *The symplectic nature of fundamental groups of surfaces*, Adv. in Math. **54**, 200-225 (1984)
- [15] Goldman, W. *Invariant functions on Lie groups and Hamiltonian flows of surface group representations*, Invent.Math. **85**, 263-302 (1986)
- [16] Jeffrey, L. *Extended moduli spaces of flat connections on Riemann surfaces*, Math. Ann. **298** (1994), 667–692.
- [17] Nakanishi, T., *Rogers dilogarithms of higher degree and generalized cluster algebras*, arXiv:1605.04777
- [18] Palesi, F., *Introduction to positive representations and Fock-Goncharov coordinates*, <https://hal.archives-ouvertes.fr/hal-01218570>
- [19] Sun, Z., *Rank n swapping algebra for PGL_n Fock-Goncharov \mathcal{X} moduli space*, arxiv/1503.00918
- [20] Zagier, D., *The Dilogarithm Function*, Frontiers in Number Theory, Physics, and Geometry II pp 3-65, ed. by P.Cartier, P.Moussa, B.Julia, P.Vanhove, Springer, 2007