

# ON SOME SPECTRAL PROPERTIES OF STOCHASTIC SIMILARITY MATRICES FOR DATA CLUSTERING

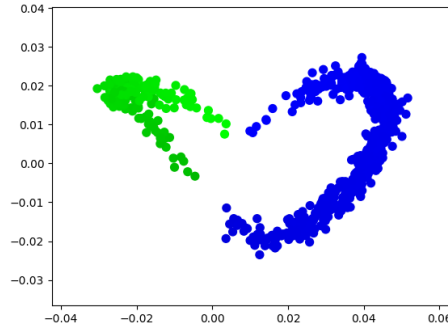
DENIS GAIDASHEV, RALF PIHLSTRÖM, AND MARTIN RYNER

ABSTRACT. Clustering in image analysis is a central technique that allows to classify elements of an image. We describe a simple clustering technique that uses the method of similarity matrices. We expand upon recent results in spectral analysis for Gaussian mixture distributions, and in particular, provide conditions for the existence of a spectral gap between the leading and remaining eigenvalues for matrices with entries from a Gaussian mixture with two real univariate components. Furthermore, we describe an algorithm in which a collection of image elements is treated as a dynamical system in which the existence of the mentioned spectral gap results in an efficient clustering.

## CONTENTS

1. Preliminaries	3
1.1. Contraction mappings	4
1.2. Reproducing kernel space	4
1.3. Kernel matrix and kernel operator	5
1.4. Eigenvalues	6
1.5. Mixture distributions	7
1.6. Gaussian components	8
1.7. Multivariate Gaussian distribution	9
2. Estimates on the second eigenvalue of a Gaussian mixture	9
3. Clustering and simulations	16
3.1. Single component in $\mathbb{R}$	16
3.2. Mixture of two components in $\mathbb{R}$	17
3.3. Single component in $\mathbb{R}^2$	17
3.4. Mixture of two components in $\mathbb{R}^2$	18
3.5. Clustering of lines or shapes	19
3.6. Mixture of two components in $\mathbb{R}$ , redefined model	19
4. Example of the main theorem	19
5. Conclusions and further work	21
6. Appendix	22
References	27

Classification of objects into groups of shared similarities seems to define the human experience and the notion of perception in general. We structure the world,



by analyzing and creating new concepts but also by ordering and structuring our sensory inputs.

Considering the growing field of modern technology and its broad connections to perception and classification, the recent interest in *clustering analysis* is not coincidental. There exist already a substantial body of works whose aim is general grouping of measurable quantities with respect to certain mathematical metrics.

In this growing field, the many techniques used for clustering analysis are subject to constant change, but in hope of providing just a summary of concepts we may distinguish between, the so called *hierarchical* methods, on one hand, and the *partitional* methods, on the other.

In the former the clustering works by means of hierarchy assigning each object an atomic cluster which then successively is merged with the remaining. In contrast, the partitional clustering technique works by *presetting* a fixed number of clusters to which then objects get assigned; a classical example being the so called *k*-means clustering algorithm seen in Fig. 1.

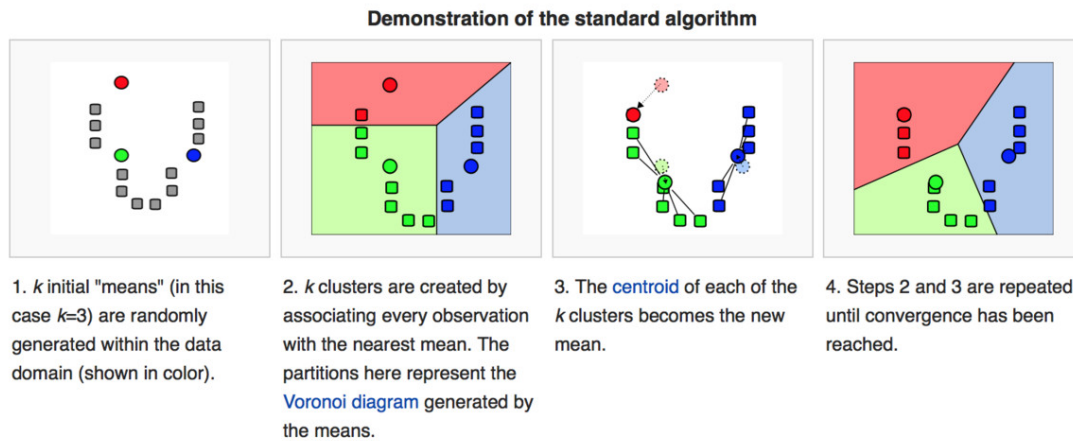


FIGURE 1. *k*-means algorithm

The drawback of any partitional clustering technique is of course the subtle and complicated nature of having to decide *a priori* the number of clusters to be used. A problem that is bypassed with the hierarchical methods, but which themselves are subject to certain "in-adaptive properties." By this we mean that, once an object

gets assigned a cluster in the hierarchical method, it becomes locked in the structure from entering the remaining clusters in the hierarchical system.

We will now describe a particular clustering method which treats a collection of elements in the image as a dynamical system. Initially, each element is assigned a spacial coordinate in  $\mathbb{R}^m$ , where  $m$  is typically 2 or 3, regardless of its specific shape or size (for example, the location of the center of mass), and a set of quantifiers of its properties, e.g. color, shape, size or granularity. In this way we have a system of, say,  $n$  particles. This collection of points is acted upon by a matrix whose  $(i, j)$ -th entries are correlation functions that depend on the distance between particles  $i$  and  $j$  and a measure of similarity of their properties. Such matrices are usually referred to as *similarity matrices*. One application of the matrix to a  $m \cdot n$ -dimensional vector of coordinates produces a new state of the dynamical system. Before the next iteration, the entries of the matrix are updated. If the entries of the matrix are constructed appropriately then iterations of this dynamical system reduce distances between the elements with the similar properties. This process of clustering can be also understood in terms of the *dimensionality reduction*: if most of the eigenvalues are small in the absolute value, then the systems quickly converges to the span of the eigenvectors of only few dominant eigenvalues. Such dimensionality reduction has been used, e.g. in [4], to perform  $k$ -means clustering on a linear subspace of a smaller dimension.

In this paper we analyze the spectrum of some similarity matrices, and provide an estimate for the gap between the leading eigenvalue and the rest of the spectrum.

## 1. PRELIMINARIES

We will now introduce the dynamical system that we will study.

Let  $(y_i^1, y_i^2)$  denote the coordinate of (the center of mass for) the  $i$ -th element in the image. Set

$$y = ((y_1^1, y_1^2, \dots, y_n^1), (y_1^2, y_2^2, \dots, y_n^2)) \in \mathbb{R}^{2n}.$$

Assume that every element carries  $l \in \mathbb{N}$  properties, or parameters: we call

$$x_i = (x_i^1, x_i^2, \dots, x_i^l)$$

the parameter of element  $i$ .

The parameter vector of the system will be denoted by  $x$ :

$$x = (x_1, x_2, \dots, x_n) \in \mathbb{R}^{ln}.$$

Then, let  $\|\cdot\|$  stand for the  $l_2$  metric in  $\mathbb{R}^l$ : We will consider the dynamical system  $T_x : \mathbb{R}^{2n} \mapsto \mathbb{R}^{2n}$ ,

$$(1) \quad T_x(y) = \mathcal{K}(x) \cdot y$$

where  $\mathcal{K} = K \otimes K$ , and the entries of the matrix  $K(x)$  are given by

$$(2) \quad K_{i,j} = \frac{1}{n} e^{-\frac{\|x_i - x_j\|^2}{\omega^2}},$$

with a fixed  $\omega \in \mathbb{R}_+$ .

We will sometimes refer to the space of parameters  $x_i$  as *the parameter space*  $\mathcal{X}$ , and that of coordinates  $y$  as *the position space*  $\mathcal{Y}$ . For the dynamical system that we have described,

$$\mathcal{X} = \mathbb{R}^l, \quad \mathcal{Y} = \mathbb{R}^{2n}.$$

### 1.1. Contraction mappings.

**Definition 1.1** (Contraction). Let  $T$  be a continuous map on a complete metric space  $X$ . We say  $T$  is a contraction if there is a number  $c < 1$  such that

$$d(T(x), T(y)) \leq cd(x, y)$$

for all  $x, y \in X$ .

To demonstrate that the dynamical system  $T_x$  is a contraction we can use the following fundamental result.

**Theorem 1.2.** (*Perron-Frobenius*) Let  $K$  be a  $n \times n$  matrix with  $K_{i,j} > 0$  for  $1 \leq i, j \leq n$ . There exists a positive real number  $r$  associated to  $K$ , called the *Perron root* or the *Perron-Frobenius eigenvalue*, such that  $r$  is an eigenvalue of  $K$  and any other eigenvalue  $\lambda$  necessarily satisfies  $|\lambda| < r$ . Moreover,

$$\min_i \sum_j K_{i,j} < r < \max_i \sum_j K_{i,j}.$$

We can now see, immediately, that since the sum

$$\max_i \sum_{j=1}^n K_{i,j} = \frac{1}{n} \max_i \sum_{j=1}^n e^{-\frac{\|x_i - x_j\|^2}{\omega^2}} < 1,$$

as long as not all  $x_i = x_j, i \neq j$ , the Perron-Frobenius root is strictly less than 1, and, the linear map  $\mathcal{K}$  is a contraction on  $\mathcal{Y}$ .

Successive iterates of an initial condition  $y$  under the map  $T_x$  converge to a fixed point in  $\mathbb{R}^{2n}$ , that is, eventually the positions of all points  $y_i$  stabilize.

This does not imply the existence of cluster, however. *The dynamical explanation of clustering is that depending on the distribution law of the parameters  $x_i$ , the matrix  $\mathcal{K}$  might have several leading eigenvalues which dominate the rest of the spectrum. This means that the speed of convergence in the complement of the span of the eigenvectors of these leading eigenvalues is very fast, and the iterates of the initial vector  $y$  quickly converge to a low-dimensional span of the leading eigenvectors. Visually, this dimensionality reduction exhibits itself as formation of several clusters, that is from a certain point on, the dynamics is described by very few numbers, e.g. coordinates of the centers of mass of those clusters.*

### 1.2. Reproducing kernel space.

**Definition 1.3** (Kernel). We define a *kernel* as a symmetric mapping

$$K : \mathcal{X} \times \mathcal{X} \rightarrow \mathbb{R}.$$

We say the kernel is *positive semi-definite* if  $K(x, x) \geq 0$  for all  $x \in \mathcal{X}$ .

We will further consider the kernel expressible as an inner product

$$K(x_i, x_j) = \langle \phi(x_i), \phi(x_j) \rangle,$$

where  $\phi$  is a nonlinear map from  $\mathcal{X}$  to an inner product space  $H$ .

We say that  $K$  corresponds *via*  $\phi$  to the inner products in  $H$ .

We call a Hilbert space  $H_K$  a reproducing kernel space, if it consists of real valued functions  $f$  defined on  $\mathcal{X}$  where for each  $x \in \mathcal{X}$  the functional  $L_x(f) = f(x)$  is bounded in  $H_K$ . By the Riesz representation theorem, there exists  $K_x \in H_K$  such that

$$L_x(f) = \langle K_x, f \rangle = f(x) \quad \forall f \in H_K.$$

To every reproducing kernel space  $H_K$  there corresponds a unique non-negative definite kernel  $K$ . Conversely, for any non-negative definite kernel  $K$  there corresponds a unique Hilbert space that has  $K$  as its reproducing kernel. For more details see [1] and the Moore-Aronszjan theorem.

### 1.3. Kernel matrix and kernel operator.

**Definition 1.4** (Kernel matrix). Let  $K$  be a kernel. We define the associated *kernel matrix* through

$$(K_n)_{i,j} = K(x_i, x_j), \quad 1 \leq i, j \leq n$$

**Definition 1.5** (Kernel operator). Let  $P$  be a probability distribution with density function  $p(x)$ , and let  $K$  be a kernel function.

We define the *kernel operator*, associated to  $K$  as

$$K_P f(x) = \int_{\mathcal{X}} K(z, x) f(z) p(z) dz$$

as a mapping from  $H_K$  to  $H_K$ .

Any eigenfunction  $\phi \in H_K$  and the corresponding eigenvalue  $\lambda$  for  $K_P$  are given through the relation

$$\int_{\mathcal{X}} K(z, x) \phi(z) p(z) = \lambda \phi(x).$$

The kernel matrix and operator are related as follows. Let  $\lambda_v$  be an eigenvalue, and  $v = (v_1, \dots, v_n)$  an eigenvector of  $K_n$ . Since

$$K_n v = \lambda_v v,$$

we have that, for each  $i = 1, 2, \dots, n$

$$\frac{1}{n} \sum_{j=1}^n K(x_i, x_j) v_j = \frac{\lambda_v}{n} v_i.$$

If now  $x_1, \dots, x_n$  are samples from a probability distribution with density  $p(x)$ , and  $v = (\phi(x_1), \dots, \phi(x_n))$ , then

$$(3) \quad \frac{1}{n} \sum_{j=1}^n K(x_i, x_j) v_j \approx \int_{\mathcal{X}} K(x, x_i) \phi(x) p(x) dx,$$

From (3), it follows that  $\lambda_v/n$  approximates the eigenvalue  $\lambda$  of the kernel operator with eigenfunction  $\phi$ . A first formal proof is due to Baker [2], showing that  $\lambda_v$ 's converge to the eigenvalues of the kernel operator as  $n \rightarrow \infty$ . Koltchinskii and Giné [5] refined this result by showing that, in particular, the convergence rate is  $1/\sqrt{n}$  as  $n \rightarrow \infty$ .

**1.4. Eigenvalues.** Koltchinskii and Giné [5] provided a way to compare the finitely many eigenvalues of  $K_n$  with the infinitely many of the kernel operator  $K_P$ . We briefly summarize it here.

Let  $x_i$ ,  $i \in \mathbb{N}$ , be independently and identically  $P$ -distributed  $\mathbb{R}$ -valued random variables. Set

$$P_n = \frac{1}{n} \sum_{i=1}^n \delta_{x_i}.$$

Let  $g \in L^2_{P_n}(\mathcal{X}, \mathbb{R})$  and let  $\Omega$  be . The map

$$g \mapsto \frac{1}{\sqrt{n}}(g(x_1(\omega), \dots, x_n(\omega)))$$

defines for each  $\omega \in \Omega$  an isometry onto a subspace of  $\mathbb{R}$ . By means of this isometry  $K_{P_n}$  is identified with the following linear operator on  $\mathbb{R}^n$  with the matrix entries

$$K_{i,j}^n = \frac{1}{n} K(x_i, x_j).$$

Furthermore, introduce

$$\tilde{K}_{i,j}^n = \frac{1}{n} (K(x_i, x_j) - \delta_j^i).$$

Next, assume that  $K_P$  is a Hilbert-Schmidt operator (i.e.  $\int_{\mathcal{X}} K(x, y)^2 dP(x)dP(y) < \infty$ ). Let the eigenvalues of both  $\tilde{K}^n$  and  $K_P$  be non-negative and sorted in the non-increasing order, repeated with multiplicity,

$$\begin{aligned} \lambda(\tilde{K}^n) &= (l_1, \dots, l_n), \quad l_1 \geq l_2 \geq \dots \\ \lambda(K_P) &= (\lambda_1, \dots, \lambda_n, \dots), \quad \lambda_1 \geq \lambda_2 \geq \dots \end{aligned}$$

After filling up the first vector with zeros, define the following  $l_2$  distance

$$\delta_2^2(\lambda(\tilde{K}^n), \lambda(K_P)) = \inf_{\pi \in \sigma(\mathbb{N})} \sum_{i=1}^{\infty} (l_i - \lambda_{\pi(i)})^2,$$

where  $\sigma(\mathbb{N})$  is the set of all bijections on  $\mathbb{N}$ . We then have the following.

**Theorem 1.6** ([5], Theorem 3.1). *Suppose that  $K_P$  is a Hilbert-Schmidt kernel operator. Then*

$$\delta_2(\lambda(\tilde{K}^n), \lambda(K_P)) \xrightarrow{a.s.} 0.$$

An important result in the same direction is the following theorem, due to Bonami and Karoui [3].

**Theorem 1.7** ([3], Theorem 4). *Let  $\mathcal{X}$  be a locally compact metric space, and let  $P$  be a probability distribution on  $\mathcal{X}$ . Let  $K(\cdot, \cdot)$  be a Hermitian kernel, continuous on  $\mathcal{X} \times \mathcal{X}$ , and positive semi-definite. Let  $K^n$  be the associated kernel matrix, and let  $K_P$  denote the integral operator. If  $K(\cdot, \cdot)$  is bounded and if  $R := \sup_x |K(x, x)|$  is finite, then we have*

$$\|\lambda(K^n) - \lambda(K_P)\|_{l_2} \leq \frac{R(\xi + 1)}{\sqrt{n}}$$

for any  $\xi > 0$ , with probability at least equal to  $1 - e^{-\xi^2}$ .

### 1.5. Mixture distributions.

**Definition 1.8** (Mixture distribution). We call

$$P = \sum_{g=1}^G \pi_g P^g$$

a *mixture distribution* with weights  $\pi_g$  and mixing components  $P^g$ ,  $g = 1, \dots, G$ , and where  $\sum_{g=1}^G \pi_g = 1$ .

For each mixing component  $P^g$ , the corresponding operator  $K_{P^g}$  is

$$K_{P^g} f(x) = \int K(x, z) f(z) dP^g(z).$$

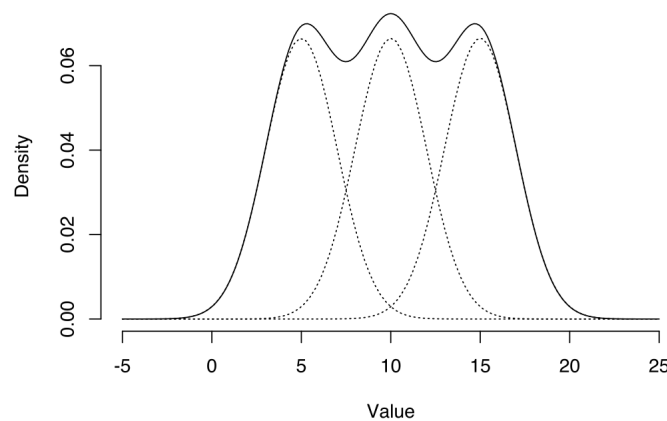


FIGURE 2. Density of a mixture of three normal distributions ( $\mu_1 = 5$ ,  $\mu_2 = 10$ ,  $\mu_3 = 15$ ,  $\sigma_1 = \sigma_2 = \sigma_3 = 2$  with equal weights.)

One of the central results about the spectrum of  $K_{P^g}$  is an estimate for the top eigenvalue of the kernel operator, due to Shi et al. [6].

**Theorem 1.9** ([6], Theorem 3). *Let  $P = \pi_1 P^1 + \pi_2 P^2$  be a mixture distribution on  $\mathbb{R}^l$  with  $\pi_1 + \pi_2 = 1$ . Given a positive semi-definite kernel  $K$ , denote the top eigenvalues of  $K_P$ ,  $K_{P^1}$ ,  $K_{P^2}$  as  $\lambda_0$ ,  $\lambda_0^1$ ,  $\lambda_0^2$ , respectively.*

*Then  $\lambda_0$  (the top eigenvalue of  $K_P$ ) satisfies*

$$\max(\pi_1 \lambda_0^1, \pi_2 \lambda_0^2) \leq \lambda_0 \leq \max(\pi_1 \lambda_0^1, \pi_2 \lambda_0^2) + r$$

where

$$r = \left( \pi_1 \pi_2 \int \int K(x, z)^2 dP^1(x) dP^2(z) \right)^{1/2}.$$

The same authors also provide an estimate on the leading eigenvector of the mixture distribution.

**Corollary 1.10** ([6], Corollary 2). *Let  $P = \pi_1 P^1 + \pi_2 P^2$  be a mixture distribution on  $\mathbb{R}^l$  with  $\pi_1 + \pi_2 = 1$ . Given a positive semi-definite kernel  $K$ , denote by  $\lambda_0, \lambda_0^1$  and  $\lambda_0^2$  and  $\phi_0, \phi_0^1$  and  $\phi_0^2$ , the top eigenvalues and the associated eigenvectors of  $K_P, K_{P^1}$  and  $K_{P^2}$ , respectively. Let  $t = \lambda_0 - \lambda_1$ , the eigenvalue-gap of  $K_P$ . If the constant  $r$  defined above satisfies  $r < t$ , and*

$$\left\| \pi_2 \int_{\mathbb{R}^d} K(x, y) \phi_0^1(y) dP^2(y) \right\|_{L_P^2} \leq \epsilon$$

such that  $\epsilon + r < t$ , then  $\pi_1 \lambda_0^1$  is close to  $K_P$ 's top eigenvalue  $\lambda_0$ ,

$$|\pi_1 \lambda_0^1 - \lambda_0| \leq \epsilon$$

and  $\phi_0^1$  is close to  $K_P$ 's top eigenfunction  $\phi_0$  in the  $L_P^2$  sense,

$$\|\phi_0^1 - \phi_0\|_{L_P^2} \leq \frac{\epsilon}{t - \epsilon}.$$

**1.6. Gaussian components.** The eigenvalues and the eigenvectors of the kernel operators for the univariate Gaussian  $N(\mu, \sigma^2)$  were calculated in [8] and [7]. Specifically, if one considers the kernel

$$K(x, y) = e^{-\frac{(x-y)^2}{2\omega^2}}, \quad \omega \in \mathbb{R}_+,$$

and the corresponding integral operator

$$\begin{aligned} K_P^\omega f(x) &= \int_{\mathbb{R}} K(x, z) f(z) p(z) dz \\ &= \int_{\mathbb{R}} e^{-\frac{(z-x)^2}{2\omega^2}} f(z) p(z) dz, \end{aligned}$$

then the following holds.

**Theorem 1.11** ([7], Proposition 1). *Let  $\beta = 2\sigma^2/\omega^2$  and let  $H_i(x)$  be the  $i$ -th order Hermite polynomial. Then the eigenvalues and eigenfunctions of  $K_P^\omega$  for  $i = 0, 1, \dots, n$  are given by*

$$\begin{aligned} \lambda_i &= \frac{\sqrt{2}}{(1 + \beta + \sqrt{1 + 2\beta})^{1/2}} \left( \frac{\beta}{1 + \beta + \sqrt{1 + 2\beta}} \right)^i, \\ \phi_i(x) &= \frac{(1 + 2\beta)^{1/8}}{\sqrt{2^i i!}} e^{-\frac{(x-\mu)^2}{2\sigma^2} \frac{\sqrt{1+2\beta}-1}{2}} H_i \left[ \left( \frac{1 + 2\beta}{4} \right)^{1/4} \frac{x - \mu}{\sigma} \right]. \end{aligned}$$

The eigenvalues form a geometric series with a common ratio

$$\frac{\beta}{1 + \beta + \sqrt{1 + 2\beta}} < 1.$$



It is clear that the sequence of the eigenvalues converges to zero faster for smaller values of  $\beta$ .

### 1.7. Multivariate Gaussian distribution.

**Theorem 1.12** ([7]). *Let  $N(\mu, \Sigma)$  be a multivariate Gaussian in  $\mathbb{R}^d$ . Let  $\Sigma = \sum_{i=1}^d \sigma_i^2 u_i u_i^t$  be the spectral decomposition of the covariance matrix  $\Sigma$ . Set*

$$K_P^\omega f(x) = \int_{\mathbb{R}^d} e^{-\frac{\|x-z\|^2}{2\omega^2}} f(z) p(z) dz.$$

Then  $K_P^\omega$  can be decompose as a direct sum

$$K_P^\omega = \bigoplus_{i=1}^d K_{P_i}^\omega$$

where  $P_i$  is the one-dimensional Gaussian distribution with variance  $\sigma_i^2$  and mean  $\langle \mu, u_i \rangle$  along the direction of  $u_i$ .

Then the eigenvalues and eigenfunctions of  $K_P^\omega$  can be written as

$$\lambda_{[i_1, \dots, i_d]} = \prod_{j=1}^d \lambda_{i_j}(K_{P_j}^\omega),$$

$$\phi_{[i_1, \dots, i_d]}(K_P^\omega)(x) = \prod_{j=1}^d (K_{P_j}^\omega)(\langle x, u_{i_j} \rangle)$$

where  $[i_1, \dots, i_d]$  is a multi-index over all components.

## 2. ESTIMATES ON THE SECOND EIGENVALUE OF A GAUSSIAN MIXTURE

In this Section we will provide bounds on the second eigenvalue of the kernel operator for a Gaussian mixture  $P = \pi_1 P^1 + \pi_2 P^2$ . Our goal is to come up with computable bounds which can guarantee, if the parameters of the Gaussian mixture are chosen appropriately, that there is definitely a spectral gap between the top eigenvalue (see Theorem 1.9) and the second one. As we will demonstrate with numerical simulation, clustering of a Gaussian mixture with such a spectral gap invariably results in a formation of a single cluster.

**Theorem 2.1** (Top second eigenvalue of mixture distribution). *Let  $P = \pi_1 P^1 + \pi_2 P^2$  be a mixture distribution. Let the top and the second eigenvalue of  $K_P$ ,  $K_{P^1}$  and  $K_{P^2}$  be denoted by  $\lambda_0$ ,  $\lambda_1$ ,  $\gamma_0$ ,  $\gamma_1$  and  $\nu_0$ ,  $\nu_1$ , respectively. Denote  $\|\cdot\|_P = \|\cdot\|_{L_P^2}$ , and similarly for  $P^1$  and  $P^2$ . Assume  $\pi_1 > \pi_2$ , and let*

$$\delta(z) = \phi_0^1(z) - \phi_0(z).$$

Then an upper bound for  $\lambda_1$  is given by

$$\lambda_1 \leq \pi_1^2 \gamma_1 \left( \frac{1}{\pi_1} + \frac{2}{\sqrt{\pi_1}} A + A \right) + 2\pi_1^2 \|K\|_{P^1 \times P^1} \left( \frac{1}{\sqrt{\pi_1}} + A \right) A$$

$$+ \pi_1^2 \|K\|_{P^1 \times P^1} A^2 + r$$

where

$$A \leq \|\delta\|_P^2 + 2\|\delta\|_P\Delta + \Delta^2, \quad \Delta \leq \left(\frac{1}{\pi_1} - 1\right) \|\phi_0^1\|_P + \frac{1}{\pi_1} \|\phi_0^1\|_{P^2}$$

and

$$r = \left( \pi_1 \pi_2 \iint K(x, z)^2 dP^1(x) dP^2(z) \right)^{\frac{1}{2}}.$$

Moreover, a lower bound is given by

$$\lambda_1 \geq \frac{1}{D_1 + D_2} \left[ \pi_1^2 \gamma_1 + \pi_1 \pi_2 \|\phi_1^1\|_{P^2}^2 - \pi_2 \|\phi_1^1\|_P \|\phi_1^1\|_{P^2} \|K\|_{P^2 \times P} - 2|e| \left| \lambda_0 \cdot \|\delta\|_P \cdot \|\phi_1^1\|_P + \lambda_0 \int \phi_1^1(x) \phi_0^1(x) dP(x) \right| - e^2 \lambda_0 \right]$$

where

$$\begin{aligned} D_1 &= \pi_1 + 2|e|\pi_1 \|\delta\|_P + e^2 + 2e^2\pi_1 \|\delta\|_P + e^2\pi_1 \|\delta\|_P^2, \\ D_2 &= \pi_2 \|\phi_1^1\|_{P^2}^2 + 2|e|\pi_2 \|\delta\|_P \|\phi_1^1\|_{P^2} + e^2\pi_2 \|\phi_0^1\|_P^2 + \\ &\quad + 2e^2\pi_2 \|\delta\|_P \|\phi_0^1\|_{P^2} + e^2\pi_2 \|\delta\|_P^2 \end{aligned}$$

and where

$$e = \int \phi_1^1(\phi_0^1 - \phi_0) dP - \pi_2 \int \phi_1^1 \phi_0^1 dP^2.$$

*Remark 2.2.* If we assume Corollary 1.10, then

$$\|\delta\|_P \leq \epsilon/(t - \epsilon).$$

*Remark 2.3.* All norms in the above theorem are estimated in the Appendix.

*Proof. Upper bound.* We first prove the upper bound. For this, we present the standard calculation for  $f$  in the orthogonal complement  $V$  of the span of  $\phi_0$  in  $L_P^2$ . We have

$$(4) \quad \lambda_1 = \max_{f \in V} \frac{\iint K(x, z) f(x) f(z) dP(x) dP(z)}{\int f(x)^2 dP(x)},$$

and that for any such  $f$ ,

$$\begin{aligned}
& \iint K(x, z) f(x) f(z) dP(x) dP(z) = \pi_1^2 \iint K(x, z) f(x) f(z) dP^1(x) dP^1(z) \\
& \quad + \pi_2^2 \iint K(x, z) f(x) f(z) dP^2(x) dP^2(z) + \\
& \quad + 2\pi_1\pi_2 \iint K(x, z) f(x) f(z) dP^1(x) dP^2(z) \\
& \leq \pi_1^2 \iint K(x, z) \left( f(z) - (\text{proj}_{\phi_0^1}^1 f) \phi_0^1(z) + F(z) \right) \times \\
& \quad \times \left( f(x) - (\text{proj}_{\phi_0^1}^1 f) \phi_0^1(x) + F(x) \right) dP^1(z) dP^1(x) + \\
& \quad + \pi_2^2 \nu_0 \int (f(x))^2 dP^2(x) + \\
(5) \quad & + 2\pi_1\pi_2 \iint K(x, z) f(x) f(z) dP^1(x) dP^2(z),
\end{aligned}$$

where

$$\text{proj}_{\phi^i}^i f = \int \phi(x) f(x) dP^i(x), \quad \text{proj}_{\phi} f = \int \phi(x) f(x) dP(x)$$

and

$$F(z) = (\text{proj}_{\phi_0^1}^1 f) \phi_0^1(z) = (\text{proj}_{\phi_0^1}^1 f - \text{proj}_{\phi_0} f) \phi_0^1(z)$$

and where the second equality follows from  $f \in V$ . Therefore, the bound (5) becomes

$$\begin{aligned}
& \iint K(x, z) f(x) f(z) dP(x) dP(z) \\
& \leq \pi_1^2 \gamma_1 \int \left( f(x) - (\text{proj}_{\phi_0^1}^1 f) \phi_0^1(x) \right)^2 dP^1(x) + \\
& \quad + 2\pi_1^2 \iint K(x, z) \left( f(z) - (\text{proj}_{\phi_0^1}^1 f) \phi_0^1(z) \right) F(x) dP^1(z) dP^1(x) + \\
& \quad + \pi_1^2 \iint K(x, z) F(z) F(x) dP^1(z) dP^1(x) + \\
& \quad + \pi_2^2 \nu_0 \int f(x)^2 dP^2(x) + \\
(6) \quad & + 2\pi_1\pi_2 \iint K(x, z) f(x) f(z) dP^1(x) dP^2(z).
\end{aligned}$$

We take the terms one by one in (6). For the first, we write

$$\begin{aligned}
\int \left( f(x) - (\text{proj}_{\phi_0^1}^1 f) \phi_0^1(x) \right)^2 dP^1(x) &= \|f - (\text{proj}_{\phi_0^1}^1 f) \phi_0^1\|_2^2 \\
&\leq (\|f\|_{P^1} + \|F\|_{P^1})^2 \\
&\leq \left( \frac{1}{\sqrt{\pi_1}} + \|F\|_{P^1} \right)^2
\end{aligned}$$

where we in the last step have normalized  $f$ .

For the second term, we write

$$\begin{aligned}
& \left| \iint K(x, z) \left( f(z) - (\text{proj}_{\phi_0^1} f) \phi_0^1(z) \right) F(x) dP^1(z) dP^1(x) \right| \\
&= \left| \iint \left( \int K(x, z) \left( f(z) - (\text{proj}_{\phi_0^1} f) \phi_0^1(z) \right) dP^1(z) \right) F(x) dP^1(x) \right| \\
&\leq \sqrt{\iint \left( \int K(x, z) \left( f(z) - (\text{proj}_{\phi_0^1} f) \phi_0^1(z) \right) dP^1(z) \right)^2 dP^1(x)} \|F\|_{P^1} \\
&\leq \sqrt{\iint \int K(x, z)^2 dP^1(z) \left\| f - (\text{proj}_{\phi_0^1} f) \phi_0^1 \right\|_{P^1}^2 dP^1(x)} \|F\|_{P^1} \\
&\leq \|K\|_{P^1 \times P^1} \left\| f - (\text{proj}_{\phi_0^1} f) \phi_0^1 \right\|_{P^1} \|F\|_{P^1} \\
&\leq \|K\|_{P^1 \times P^1} (\|f\|_{P^1} + \|F\|_{P^1}) \|F\|_{P^1} \\
&\leq \|K\|_{P^1 \times P^1} \left( \frac{1}{\sqrt{\pi_1}} + \|F\|_{P^1} \right) \|F\|_{P^1}.
\end{aligned}$$

For the third term,

$$\left| \iint K(x, z) F(z) F(x) dP^1(z) dP^1(x) \right| \leq \|K\|_{P^1 \times P^1} \|F\|_{P^1}^2.$$

For the fourth,

$$\pi_2^2 \nu_0 \int f(x)^2 dP^2(x) \leq \pi_2 \nu_0.$$

For the last term,

$$\begin{aligned}
& 2\pi_1 \pi_2 \iint K(x, z) f(x) f(z) dP^1(x) dP^2(z) \\
&\leq 2\pi_1 \pi_2 \sqrt{\iint K(x, z)^2 dP^1(x) dP^2(z)} \sqrt{\iint f(x)^2 f(z)^2 dP^1(x) dP^2(z)} \\
&= 2\sqrt{\pi_1 \pi_2} \iint K(x, z)^2 dP^1(x) dP^2(z) \times \\
&\quad \times \sqrt{\pi_1 \int f(x)^2 dP^1(x)} \sqrt{\pi_2 \int f(z)^2 dP^2(z)} \\
&\leq \sqrt{\pi_1 \pi_2} \iint K(x, z)^2 dP^1(x) dP^2(z) \times \\
&\quad \times \left( \pi_1 \int f(x)^2 dP^1(x) + \pi_2 \int f(z)^2 dP^2(z) \right) \\
&= r \int f(x)^2 dP(x),
\end{aligned}$$

where

$$r = \left( \pi_1 \pi_2 \iint K(x, z)^2 dP^1(x) dP^2(z) \right)^{\frac{1}{2}}.$$

Finally,

$$\begin{aligned} \lambda_1 \leq \pi_1^2 \gamma_1 \left( \frac{1}{\sqrt{\pi_1}} + \|F\|_{P^1} \right)^2 + 2\pi_1^2 \left( \|K\|_{P^1 \times P^1} \left( \frac{1}{\sqrt{\pi_1}} + \|F\|_{P^1} \right) \|F\|_{P^1} \right) \\ + \pi_1^2 \|K\|_{P^1 \times P^1} \|F\|_{P^1}^2 + r. \end{aligned}$$

**Lower bound.** Let

$$\tilde{\phi}_1^1 = \phi_1^1 - (\text{proj}_{\phi_0} \phi_1^1) \phi_0 = \phi_1^1 + \phi_0 (\text{proj}_{\phi_0^1}^1 \phi_1^1 - \text{proj}_{\phi_0} \phi_1^1),$$

where in the second equality we have used that  $(\text{proj}_{\phi_0^1}^1 \phi_1^1) \phi_0 = 0$ . Further,

$$\begin{aligned} \text{proj}_{\phi_0^1}^1 \phi_1^1 - \text{proj}_{\phi_0} \phi_1^1 &= \int \phi_0^1(z) \phi_1^1(z) dP^1(z) - \int \phi_0(z) \phi_1^1(z) dP(z) \\ &= \pi_1 \int \phi_0^1(z) \phi_1^1(z) dP^1(z) - \int \phi_0(z) \phi_1^1(z) dP(z) \\ &= \int \phi_0^1(z) \phi_1^1(z) dP(z) - \int \phi_0(z) \phi_1^1(z) dP(z) \\ &\quad - \pi_2 \int \phi_1^1(z) \phi_0^1(z) dP^2(z) \\ &= \int \phi_1^1(z) (\phi_0^1(z) - \phi_0(z)) dP(z) \\ &\quad - \pi_2 \int \phi_1^1(z) \phi_0^1(z) dP^2(z). \end{aligned}$$

Let now

$$\begin{aligned} E(x) &= \phi_0(x) \left( \int \phi_1^1(z) (\phi_0^1(z) - \phi_0(z)) dP(z) - \pi_2 \int \phi_1^1(z) \phi_0^1(z) dP^2(z) \right) \\ &= e \phi_0(x), \end{aligned}$$

where

$$e = \int \phi_1^1(z) (\phi_0^1(z) - \phi_0(z)) dP(z) - \pi_2 \int \phi_1^1(z) \phi_0^1(z) dP^2(z),$$

so that, by definition,

$$\begin{aligned}
\lambda_1 &\geq \frac{\iint K(x, z) \tilde{\phi}_1^1(x) \tilde{\phi}_1^1(z) dP(x) dP(z)}{\int (\tilde{\phi}_1^1(x))^2 dP(x)} \\
&= \frac{\iint K(x, z) (\phi_1^1(x) + E(x)) (\phi_1^1(z) + E(z)) dP(x) dP(z)}{\int [\phi_1^1(x) + E(x)]^2 dP(x)} \\
&= \frac{\iint K(x, z) \phi_1^1(x) \phi_1^1(z) dP(x) dP(z)}{\int [\phi_1^1(x) + E(x)]^2 dP(x)} + \frac{\iint K(x, z) \phi_1^1(x) E(z) dP(x) dP(z)}{\int [\phi_1^1(x) + E(x)]^2 dP(x)} \\
&\quad + \frac{\iint K(x, z) E(x) \phi_1^1(z) dP(x) dP(z)}{\int [\phi_1^1(x) + E(x)]^2 dP(x)} \\
(7) \quad &\quad + \frac{\iint K(x, z) E(x) E(z) dP(x) dP(z)}{\int [\phi_1^1(x) + E(x)]^2 dP(x)}.
\end{aligned}$$

We will bound terms in the **numerator** of (7) one by one.

*First term in (7).* The numerator in the first term is

$$\begin{aligned}
&\iint K(x, z) \phi_1^1(x) \phi_1^1(z) dP(x) dP(z) \\
&= \int \left( \int K(x, z) \phi_1^1(x) dP(x) \right) \phi_1^1(z) dP(z) \\
&= \int \left( \int \pi_1 K(x, z) \phi_1^1(x) dP^1(x) + \int \pi_2 K(x, z) \phi_1^1(x) dP^2(x) \right) \phi_1^1(z) dP(z) \\
&= \int \left( \pi_1 \gamma_1 \phi_1^1(z) + \int \pi_2 K(x, z) \phi_1^1(x) dP^2(x) \right) \phi_1^1(z) dP(z) \\
&= \int \pi_1 \gamma_1 \phi_1^1(z) \phi_1^1(z) dP(z) + \iint \pi_2 K(x, z) \phi_1^1(x) \phi_1^1(z) dP^2(x) dP(z).
\end{aligned}$$

We take the terms one by one, and write

$$\begin{aligned}
&\int \pi_1 \gamma_1 \phi_1^1(z) \phi_1^1(z) dP(z) \\
&= \int \pi_1^2 \lambda_1 \phi_1^1(z) \phi_1^1(z) dP^1(z) + \int \pi_1 \pi_2 \gamma_1 \phi_1^1(z) \phi_1^1(z) dP^2(z) \\
&= \pi_1^2 \gamma_1 + \gamma_1 \pi_1 \pi_2 \|\phi_1^1\|_{P^2}^2.
\end{aligned}$$

For the second, we write

$$\begin{aligned}
& \iint \pi_2 K(x, z) \phi_1^1(x) \phi_1^1(z) dP^2(x) dP(z) \\
&= \int \phi_1^1(z) \left( \int \pi_2 K(x, z) \phi_1^1(x) dP^2(x) \right) dP(z) \\
&\leq \sqrt{\int \phi_1^1(z)^2 dP(z)} \sqrt{\int \left( \int \pi_2 K(x, z) \phi_1^1(x) dP^2(x) \right)^2 dP(z)} \\
&\leq \pi_2 \sqrt{\int \phi_1^1(z)^2 dP(z)} \sqrt{\int \int K(x, z)^2 dP^2(x) \int \phi_1^1(x)^2 dP^2(x) dP(z)} \\
&\leq \pi_2 \|\phi_1^1\|_P \|\phi_1^1\|_{P^2} \|K\|_{P^2 \times P}.
\end{aligned}$$

*Second term in (7).* We write

$$\iint K(x, z) \phi_1^1(x) E(z) dP(x) dP(z) = e \iint K(x, z) \phi_0(z) \phi_1^1(x) dP(x) dP(z)$$

We focus on

$$\begin{aligned}
& \iint K(x, z) \phi_0(z) \phi_1^1(x) dP(x) dP(z) \\
&= \int \phi_1^1(x) \left( \int K(x, z) \phi_0(z) dP(z) \right) dP(x) \\
&= \int \phi_1^1(x) \lambda_0 \phi_0(x) dP(x) \\
&= \lambda_0 \int \phi_1^1(x) (\phi_0^1(x) + \delta(x)) dP(x) \\
&= \lambda_0 \int \delta(x) \phi_1^1(x) dP(x) + \lambda_0 \int \phi_1^1(x) \phi_0^1(x) dP(x) \\
(8) \quad & \leq \lambda_0 \cdot \|\delta\|_P \cdot \|\phi_1^1\|_P + \lambda_0 \int \phi_1^1(x) \phi_0^1(x) dP(x).
\end{aligned}$$

Since the *Third term in (7)* is precisely symmetrical to the second, we go directly to the *Fourth term in (7)*. Here we have

$$e^2 \iint K(x, z) \phi_0(x) \phi_0(z) dP(x) dP(z) = e^2 \lambda_0.$$

For the **denominator of (7)** we write

$$\begin{aligned}
\int (\phi_1^1(x) + E(x))^2 dP(x) &= \int (\phi_1^1(x) + \phi_0(x) e)^2 dP(x) \\
&= \int (\phi_1^1(x) + [\phi_0^1(x) + \delta(x)] e)^2 dP(x).
\end{aligned}$$

We focus first on integrating with respect to  $P^1$ ,

$$\begin{aligned}
& \pi_1 \int (\phi_1^1(x) + [\phi_0^1(x) + \delta(x)]e)^2 dP^1(x) \\
&= \pi_1 \int \phi_1^1(x)^2 dP^1(x) + 2\pi_1 \int \phi_1^1(x)[\phi_0^1(x) + \delta(x)]e dP^1(x) \\
&\quad + e^2 \pi_1 \int (\phi_0^1(x) + \delta(x))^2 dP^1(x) \\
&= \pi_1 + 2e\pi_1 \int \phi_1^1(x)\delta(x) dP^1(x) + e^2 \pi_1 \int (\phi_0^1(x))^2 dP^1(x) \\
&\quad + 2e^2 \pi_1 \int \phi_0^1(x)\delta(x) dP^1(x) + e^2 \pi_1 \int (\delta(x))^2 dP^1(x) \\
&\leq \pi_1 + 2|e|\pi_1 \|\delta\|_{P^1} + e^2 \pi_1 + 2e^2 \pi_1 \|\delta\|_{P^1} + e^2 \pi_1 \|\delta\|_{P^1}^2 \\
(9) \quad &\leq \pi_1 + 2|e|\pi_1 \|\delta\|_P + e^2 \pi_1 + 2e^2 \pi_1 \|\delta\|_P + e^2 \pi_1 \|\delta\|_P^2.
\end{aligned}$$

Similarly, for  $P^2$ ,

$$\begin{aligned}
& \pi_2 \int (\phi_1^1(x) + [\phi_0^1(x) + \delta(x)]e)^2 dP^2(x) \\
&= \pi_2 \int (\phi_1^1(x))^2 dP^2(x) + 2\pi_2 \int \phi_1^1(x)[\phi_0^1(x) + \delta(x)]e dP^2(x) \\
&\quad + e^2 \pi_2 \int (\phi_0^1(x) + \delta(x))^2 dP^2(x) \\
&= \pi_2 \int (\phi_1^1(x))^2 dP^2(x) + 2e\pi_2 \int \phi_1^1(x)\delta(x) dP^2(x) \\
&\quad + e^2 \pi_2 \int (\phi_0^1(x))^2 dP^2(x) + 2e^2 \pi_2 \int \phi_0^1(x)\delta(x) dP^2(x) \\
&\quad + e^2 \pi_2 \int (\delta(x))^2 dP^2(x) \\
&\leq \pi_2 \|\phi_1^1\|_{P^2}^2 + 2|e|\pi_2 \|\delta\|_P \|\phi_1^1\|_{P^2} + e^2 \pi_2 \|\phi_0^1\|_{P^2}^2 \\
(10) \quad &\quad + 2e^2 \pi_2 \|\delta\|_P \|\phi_0^1\|_{P^2} + e^2 \pi_2 \|\delta\|_P^2.
\end{aligned}$$

□

### 3. CLUSTERING AND SIMULATIONS

**3.1. Single component in  $\mathbb{R}$ .** Fig. 3 presents clustering after one iteration. The parameters are set to  $\mu = 10$ ,  $\sigma^2 = 1$ . After repeated iterations the points tend either to contract to a single point or form a straight line. In general the clustering seems satisfactory given that the deviation is not too high. In a certain sense, the clustering *respects the underlying data structure*: if there, to begin with, do exist clusters in the underlying data, these will show up in the final plot. And conversely: if there are no clusters to begin with (the points may be very dispersed because of a high deviation), no clusters will later show up.



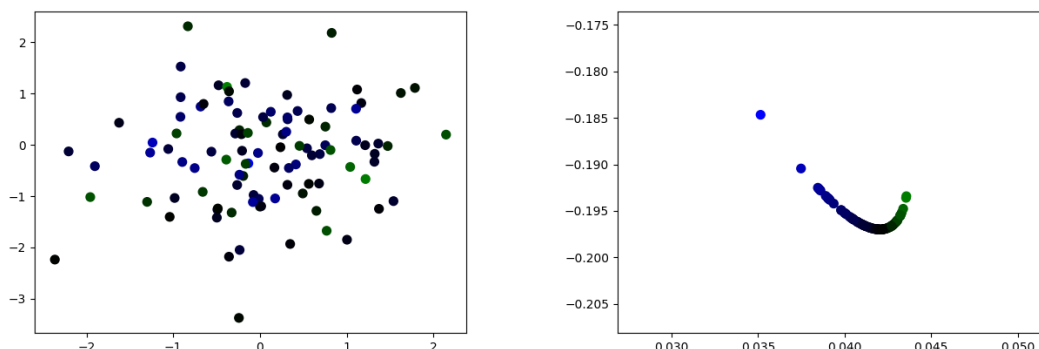


FIGURE 3. Clustering in  $\mathbb{R}$ . Single component.  $\mu = 10$ ,  $\sigma^2 = 1$ . The algorithm clusters the points in a continuous spectrum measured with respect to color.

3.2. **Mixture of two components in  $\mathbb{R}$ .** Fig. 4 presents a clustering of a mixture with two components. The parameters are set to  $\mu_1 = -5$ ,  $\mu_2 = 5$ ,  $\sigma_1^2 = 0.1$ ,  $\sigma_2^2 = 0.1$ . Note the high separation of distributions, accurately portrayed in the final clustering by the large separation between the two blue and green groups (the distance *between* groups is large compared to the distance *within* each group).

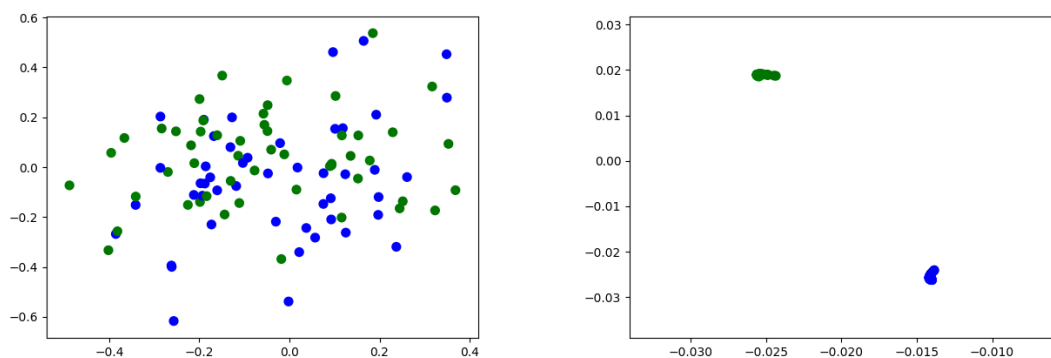


FIGURE 4. Clustering in  $\mathbb{R}$ . Two components.  $\mu_1 = -5$ ,  $\mu_2 = 5$ ,  $\sigma_1^2 = 0.1$ ,  $\sigma_2^2 = 0.1$ . Because of the high separation of distributions, two distinct and well-separated clusters are produced. The algorithm preserves, or, respects the underlying data structure.

3.3. **Single component in  $\mathbb{R}^2$ .** Besides color, one could also measure, for instance, size. These measures could have weights, reflected in the kernel

$$K_{i,j} = e^{\alpha_1(c_i - c_j)^2 + \alpha_2(s_i - s_j)^2}$$

where  $\alpha_1, \alpha_2 \in \mathbb{R}_+$ . Fig. 5 presents a clustering using this kernel. The color parameters are set to  $\mu_1 = 20$ ,  $\sigma_1^2 = 1$ . The size parameters are set to  $\mu_2 = 10$ ,

$\sigma_2^2 = 0.1$ . Here we have constructed the weights  $\alpha_1$  and  $\alpha_2$  so that the algorithm practically discards color in favor of size. In this particular example,  $\alpha_1 = 0.0001$  and  $\alpha_2 = 1$ .

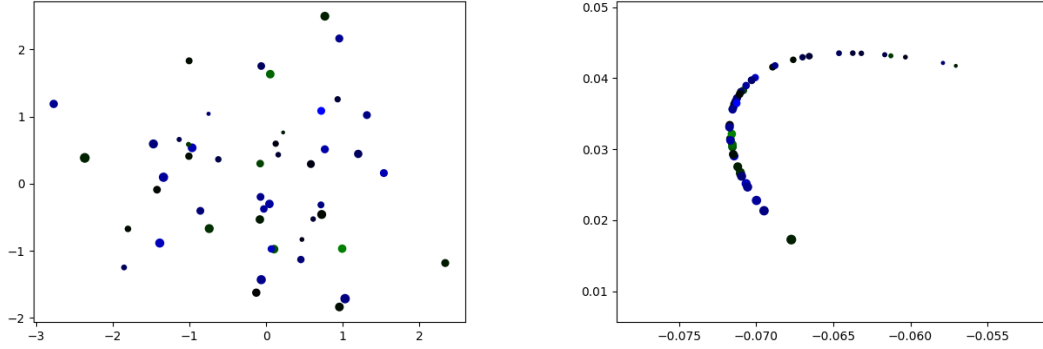


FIGURE 5. Clustering in  $\mathbb{R}^2$ . Single component. The color parameters are set to  $\mu_1 = 20$ ,  $\sigma_1^2 = 1$ . The size parameters are set to  $\mu_2 = 10$ ,  $\sigma_2^2 = 0.1$ . The weights are set to  $\alpha_1 = 0.0001$ ,  $\alpha_2 = 1$ . Because  $\alpha_2 \gg \alpha_1$ , the algorithm practically discards color in favor of size.

**3.4. Mixture of two components in  $\mathbb{R}^2$ .** Fig. 6 presents a mixture of two components in  $\mathbb{R}^2$ . The color parameters are set to  $\mu_1 = -20$ ,  $\mu_2 = 20$ ,  $\sigma_1^2 = 1$ ,  $\sigma_2^2 = 1$ . The size parameters are set to  $\mu_3 = 10$ ,  $\mu_4 = 20$ ,  $\sigma_3^2 = 0.1$ ,  $\sigma_4^2 = 0.1$ . The weights are set to  $\alpha_1 = 0.01$ ,  $\alpha_2 = 1$ . Four distinct clusters are seen.

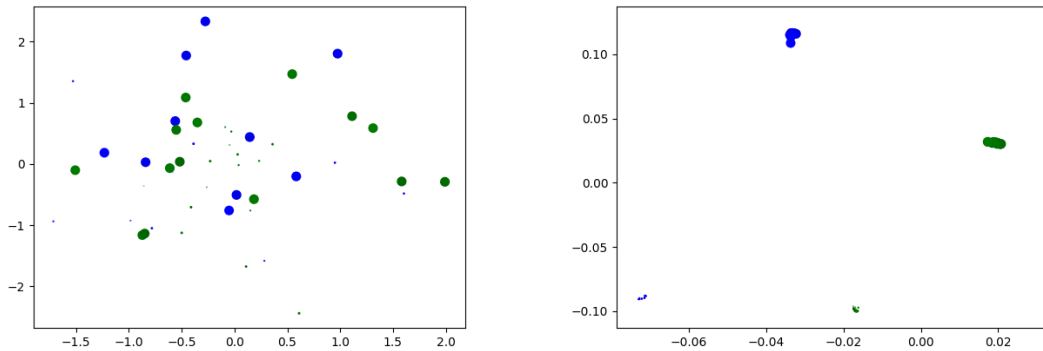


FIGURE 6. Clustering in  $\mathbb{R}^2$ . Two components. The color parameters are set to  $\mu_1 = -20$ ,  $\mu_2 = 20$ ,  $\sigma_1^2 = 1$ ,  $\sigma_2^2 = 1$ . The size parameters are set to  $\mu_3 = 10$ ,  $\mu_4 = 20$ ,  $\sigma_3^2 = 0.1$ ,  $\sigma_4^2 = 0.1$ . The weights are set to  $\alpha_1 = 0.01$  and  $\alpha_2 = 1$ . Four distinct clusters are seen.

**3.5. Clustering of lines or shapes.** The clustering seems (more or less) independent of the initial shapes. Sometimes objects may be placed on lines (underlying clusters themselves), but the resulting clustering is not affected. Fig. 7 presents a mixture of two components in  $\mathbb{R}^2$ , in which the initial points lie on some given structure. The color parameters are set to  $\mu_1 = -20$ ,  $\mu_2 = 20$ ,  $\sigma_1^2 = 1$ ,  $\sigma_2^2 = 1$ . The size parameters are set to  $\mu_3 = 10$ ,  $\mu_4 = 20$ ,  $\sigma_3^2 = 0.1$ ,  $\sigma_4^2 = 0.1$ . The weights are set to  $\alpha_1 = 0.01$ ,  $\alpha_2 = 1$ . Four distinct clusters are seen.

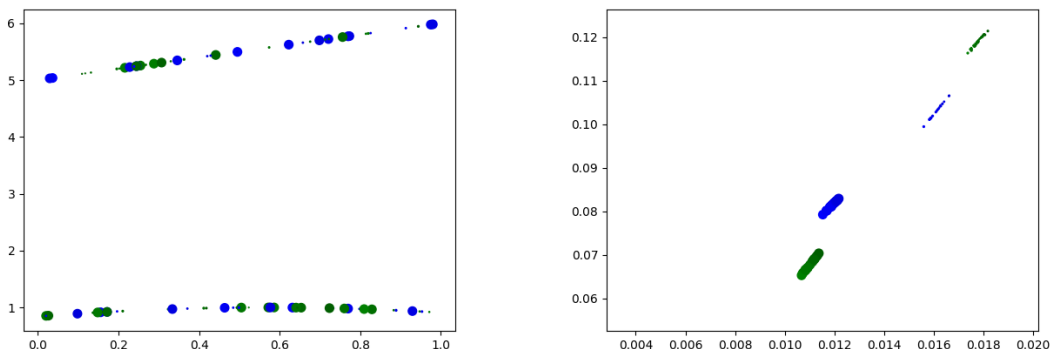


FIGURE 7. Clustering of lines in  $\mathbb{R}^2$ . Two components. The color parameters are set to  $\mu_1 = -20$ ,  $\mu_2 = 20$ ,  $\sigma_1^2 = 1$ ,  $\sigma_2^2 = 1$ . The size parameters are set to  $\mu_3 = 10$ ,  $\mu_4 = 20$ ,  $\sigma_3^2 = 0.1$ ,  $\sigma_4^2 = 0.1$ . The weights are set to  $\alpha_1 = 0.01$ ,  $\alpha_2 = 1$ . Four distinct clusters are seen. Independent of initial structures, the algorithm separates the points into distinct and well separated clusters.

**3.6. Mixture of two components in  $\mathbb{R}$ , redefined model.** As an adaptation of the original model we suggest the following redefinition of the kernel,

$$(11) \quad K_{i,j} = \frac{e^{-\frac{1}{\sigma n} \|x_i - x_j\|^2 / \omega^2}}{n},$$

where  $\sigma = \max(\sigma_1, \dots, \sigma_l)$ . Clustering with this kernel seems more stable than the original one. Fig. 8 represents a clustering after one iteration with the original model. The parameters are set to  $\mu_1 = -10$ ,  $\mu_2 = 10$  and  $\sigma_1 = 10$ ,  $\sigma_2 = 10$ . Note the high values of deviations, making the points very much dispersed in parameter space. The effect of scaling by  $\sigma n$  is clearly seen if comparing this last picture with that of Fig. 9, where the kernel given in (11) was used. Although being dispersed initially, the points seem to cluster remarkably well under this redefined kernel.

#### 4. EXAMPLE OF THE MAIN THEOREM

In the following section we illustrate the main theorem (see Table 1 for the relevant parameters). The top three (experimental) eigenvalues were calculated to be  $\lambda_0 = 0.62$ ,  $\lambda_1 = 0.22$ ,  $\lambda_2 = 0.08$ . We compare, in particular, the second of these values to the prediction interval as estimated by Theorem 2.1, which was calculated to be

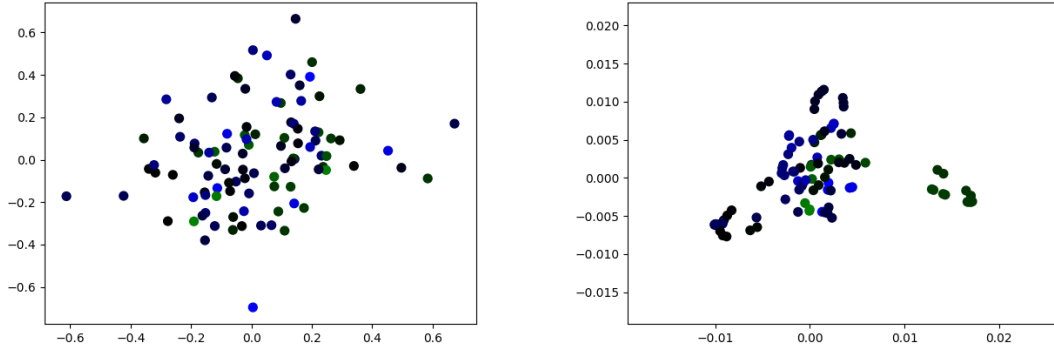


FIGURE 8. Clustering in  $\mathbb{R}$ . Two components.  $\mu_1 = -10$ ,  $\mu_2 = 10$ ,  $\sigma_1^2 = 10$ ,  $\sigma_2^2 = 10$ . Because of the high values of deviations, the points are very much dispersed in feature and will therefore not be clustered efficiently by the algorithm.

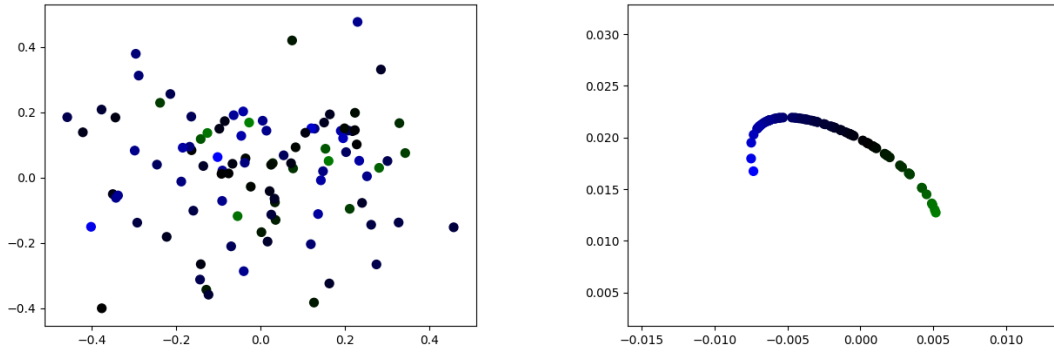


FIGURE 9. Clustering in  $\mathbb{R}$ . Two components. Redefined model.  $\mu_1 = -10$ ,  $\mu_2 = 10$ ,  $\sigma_1^2 = 10$ ,  $\sigma_2^2 = 10$ . Although being dispersed initially, the redefined algorithm produces a remarkably satisfactory clustering.

(0.18, 0.33). We note especially that the value of  $\lambda_1$  is well within the interval and almost in its center. We also note that the prediction interval does not include the values of  $\lambda_0$  and  $\lambda_2$ .

In the provided example  $\pi_1$  is large compared to  $\pi_2$ . Both the lower and upper bound seem sensitive to  $\pi_1$ , and improve for  $\pi_1$  close to 1. The estimated bounds, we suggest, can be improved by finding a better estimate for  $\|\delta\|$ .

Fig. 10 presents clustering with parameters as in Table 1. In the sequence of pictures, each frame is separated from the next by one iteration.

Since the dynamical system  $T_x$  is a linear contraction, the vector  $y$  will eventually converge to zero. However, Theorem 2.1 predicts that the eigenvalue  $\lambda_0$  is dominant for the chosen values of parameters, while all other eigenvalues are quite smaller.

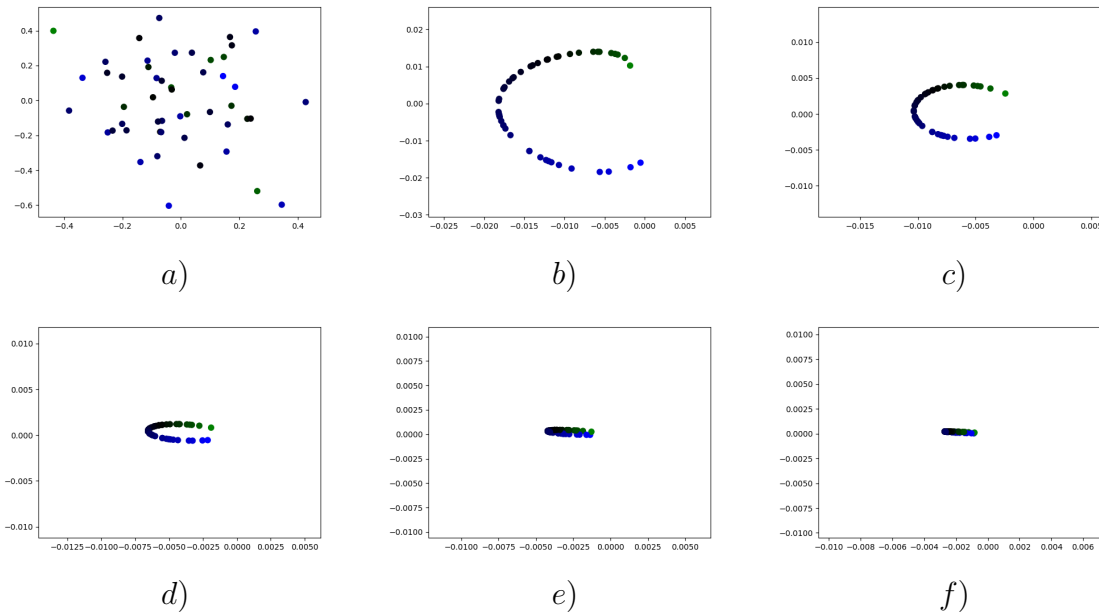


FIGURE 10. Clustering with parameters as in Table 1.

Since  $\lambda_0$  dominates, the system converges to a cluster before it converges to the origin.

This means that long before all points converge to zero, the dynamical system  $T_x$  will become two-dimensional (recall,  $\mathcal{K} = K \otimes K$ ), which experimentally is observed as convergence of all points to a single cluster (see Fig. 10). The location of the system in the two-dimensional hyperplane to which it has contracted is, for example, described by the two coordinates of the center of mass of the cluster.

$n$	$\pi_1$	$\pi_2$	$\mu_1$	$\mu_2$	$\sigma_1$	$\sigma_2$	$\omega$
50	0.98	0.02	-10	15	1	1	1

TABLE 1. Simulation parameters for exemplifying Theorem 2.1.

## 5. CONCLUSIONS AND FURTHER WORK

We have described a particular algorithm which treats a collection of elements of an image as a certain dynamical system. As input we use a Gaussian mixture distribution of several components. The clustering seems efficient when compared to its overall simplicity. As described, the algorithm preserves, or, respects the underlying data structure. In general the clustering seems satisfactory given that the deviation of components is not too high as compared to the sizes of the standard deviations. As an adaptation, we suggest a certain redefined model less sensitive to high deviations in the Gaussian mixture distributions. This algorithm produces remarkably efficient clustering even if the components of the mixture distribution

are not well isolated (that is the standard deviations are comparable in size to the difference between the means).

We also construct bounds for the second largest eigenvalue of the kernel matrix used in the algorithm for a Gaussian mixture  $P = \pi_1 P^1 + \pi_2 P^2$ . The bounds seem reasonable given that  $\pi_1$  is large. When the choice of the parameters of the Gaussian mixture is such that the upper bound on the second eigenvalue constructed in Theorem 2.1 is visibly less than the lower bound on the top eigenvalue, provided in Theorem 1.9, then clustering of such mixture invariably results in a single cluster. We were not able to bound higher eigenvalues rigorously at this point, however, we do observe numerically that in the case when there is a further gap between the second and the third eigenvalues, the dynamical system  $T_x(y)$  quickly converges to two-dimensional.

## 6. APPENDIX

**Calculating  $r$ .** We have

$$\begin{aligned} r &= (\pi_1 \pi_2 \iint K(x, y)^2 dP^1(x) dP^2(y))^{1/2} \\ &= \left( \pi_1 \pi_2 \frac{\pi \omega}{\sqrt{4\sigma_1^2 + 4\sigma_2^2 + \omega^2}} e^{-\frac{2(\mu_1 + \mu_2)^2}{4\sigma_1^2 + 4\sigma_2^2 + \omega^2}} \right)^{\frac{1}{2}} \\ &= \sqrt{\pi_1 \pi_2} \frac{\sqrt{\pi \omega}}{(4\sigma_1^2 + 4\sigma_2^2 + \omega^2)^{\frac{1}{4}}} e^{-\frac{(\mu_1 + \mu_2)^2}{4\sigma_1^2 + 4\sigma_2^2 + \omega^2}}. \end{aligned}$$

**Calculating  $\|K\|_{L^2_{P^2} \times L^2_P}$ .**

$$\begin{aligned} \iint K(x, z)^2 dP^2(x) dP(z) &= \pi_1 \iint K(x, z)^2 dP^2(x) dP^1(z) + \\ &\quad + \pi_2 \iint K(x, z)^2 dP^2(x) dP^2(z) \\ &= \pi_1 \frac{\pi \omega}{\sqrt{4\sigma_1^2 + 4\sigma_2^2 + \omega^2}} e^{-\frac{2(\mu_1 + \mu_2)^2}{4\sigma_1^2 + 4\sigma_2^2 + \omega^2}} + \\ &\quad + \pi_2 \frac{\pi \omega}{\sqrt{8\sigma_2^2 + \omega^2}} e^{-\frac{8\mu_2^2}{8\sigma_2^2 + \omega^2}}. \end{aligned}$$

**Calculating  $\|\phi_1^1\|_{P^2}$ .** We have

$$\int \phi_1^1(x)^2 dP^2(x) = \int A_0 e^{-A_1(x-\mu_1)^2} H_1 \left( A_2 \frac{x - \mu_1}{\sigma_1} \right)^2 e^{-A_3(x-\mu_2)^2} dx,$$

where

$$A_0 = \frac{(1 + 2\beta^*)^{1/4}}{2\sqrt{2\pi\sigma_2^2}}, \quad A_1 = \frac{\sqrt{1 + 2\beta^*} - 1}{2\sigma_1^2}, \quad A_2 = \left( \frac{1 + 2\beta^*}{4} \right)^{1/4}, \quad A_3 = \frac{1}{2\sigma_2^2},$$

and  $\beta^* = 2\sigma_1^2/\omega^2$ . We calculate

$$\begin{aligned}
& -A_1(x - \mu_1)^2 - A_3(x - \mu_2)^2 \\
&= -A_1(x^2 - 2x\mu_1 + \mu_1^2) - A_3(x^2 - 2x\mu_2 + \mu_2^2) \\
&= -(A_1 + A_3)x^2 + (2\mu_1A_1 + 2\mu_2A_3)x - A_1\mu_1^2 - A_3\mu_2^2 \\
&= -(A_1 + A_3) \left( x^2 - 2\frac{\mu_1A_1 + \mu_2A_3}{A_1 + A_3}x + \frac{A_1\mu_1^2 + A_3\mu_2^2}{A_1 + A_3} \right) \\
&= -(A_1 + A_3) \left[ \left( x - \frac{\mu_1A_1 + \mu_2A_3}{A_1 + A_3} \right)^2 - \left( \frac{\mu_1A_1 + \mu_2A_3}{A_1 + A_3} \right)^2 + \right. \\
&\quad \left. + \frac{A_1\mu_1^2 + A_3\mu_2^2}{A_1 + A_3} \right] \\
&= -a [(x - b)^2 + c]
\end{aligned}$$

with  $a$ ,  $b$  and  $c$  defined appropriately. Thus

$$\begin{aligned}
A_0 \int \phi_1^1(x)^2 dP^2(x) &= A_0 \int e^{-a((x-b)^2+c)} H_1 \left( A_2 \frac{x - \mu_1}{\sigma_1} \right)^2 dx \\
&= A_0 e^{-ac} \int e^{-a(x-b)^2} H_1 \left( A_2 \frac{x - \mu_1}{\sigma_1} \right)^2 dx \\
&= A_0 \frac{\sigma_1}{A_2} e^{-ac} \int e^{-a\left(\frac{\sigma_1 y}{A_2} + \mu_1 - b\right)^2} H_1^2(y) dy \\
&= A_0 \frac{\sigma_1}{A_2} e^{-ac} \int e^{-a\frac{\sigma_1^2}{A_2^2} \left(y - A_2 \frac{b - \mu_1}{\sigma_1}\right)^2} H_1^2(y) dy.
\end{aligned}$$

Let  $\tilde{x} = A_2(b - \mu_1)/\sigma_1$  and  $R = a\sigma_1^2/A_2^2$ , so the above is

$$A_0 \frac{\sigma_1}{A_2} e^{-ac} \int e^{-R(y-\tilde{x})^2} H_1^2(y) dy.$$

Since

$$\int e^{-R(y-\tilde{x})^2} H_1^2(y) dy = \frac{\sqrt{\pi}(2R\tilde{x}^2 + 1)}{2R^{3/2}},$$

we get

$$(12) \quad \int (\phi_1^1(x))^2 dP^2(x) = A_0 \frac{\sigma_1}{A_2} e^{-ac} \frac{\sqrt{\pi}(2R\tilde{x}^2 + 1)}{2R^{3/2}}.$$

Note that we have made implicit the assumption  $R \geq 0$ .

Calculating  $\lambda_0 \int \phi_1^1(x) \phi_0^1(x) dP(x)$ . We have

$$\begin{aligned}
& \lambda_0 \int \phi_1^1(x) \phi_0^1(x) dP(x) \\
&= \lambda_0 \int \pi_1 \phi_1^1(x) \phi_0^1(x) dP^1(x) + \lambda_0 \int \pi_2 \phi_1^1(x) \phi_0^1(x) dP^2(x) \\
&= \lambda_0 \pi_2 \int \phi_1^1(x) \phi_0^1(x) dP^2(x) \\
&= \int B_1 e^{-B_2(x-\mu_1)^2} H_1(B_3(x-\mu_1)) B_4 e^{-B_2(x-\mu_1)^2} e^{-B_5(x-\mu_2)^2} dx \\
&= B_1 B_4 \int e^{-2B_2(x-\mu_1)^2 - B_5(x-\mu_2)^2} H_1(B_3(x-\mu_1)) dx,
\end{aligned}$$

where

$$\begin{aligned}
B_1 &= \frac{\lambda_0 \pi_2}{\sqrt{2\pi\sigma_2^2}} \left( \frac{1+2\beta^*}{\sqrt{2}} \right)^{1/8}, & B_2 &= \frac{\sqrt{1+2\beta^*}-1}{4\sigma_1^2}, & B_3 &= \left( \frac{1+2\beta^*}{4} \right)^{1/4}, \\
B_4 &= (1+2\beta^*)^{1/8}, & B_5 &= \frac{1}{2\sigma_2^2}.
\end{aligned}$$

We have

$$\begin{aligned}
& -2B_2(x-\mu_1)^2 - B_5(x-\mu_2)^2 \\
&= (-2B_2 - B_5)x^2 + (2B_2\mu_1 + B_5\mu_2)2x - 2B_2\mu_1^2 - B_5\mu_2^2 \\
&= (-2B_2 - B_5) \left( x^2 - 2\frac{2B_2\mu_1 + B_5\mu_2}{2B_2 + B_5}x + \frac{2B_2\mu_1^2 + B_5\mu_2^2}{2B_2 + B_5} \right) \\
&= (-2B_2 - B_5) \left[ \left( x - \frac{2B_2\mu_1 + B_5\mu_2}{2B_2 + B_5} \right)^2 - \left( \frac{2B_2\mu_1 + B_5\mu_2}{2B_2 + B_5} \right)^2 + \right. \\
&\quad \left. + \frac{2B_2\mu_1^2 + B_5\mu_2^2}{2B_2 + B_5} \right] \\
&= -d((x-e)^2 + f),
\end{aligned}$$

where  $d$ ,  $e$  and  $f$  are defined appropriately. Thus

$$\begin{aligned}
\lambda_0 \int \phi_1^1(x) \phi_0^1(y) dP(x) &= B_1 B_4 e^{-df} \int e^{-d(x-e)^2} H_1(B_3(x-\mu_1)) dx \\
&= \frac{B_1 B_4}{B_3} e^{-df} \int e^{-d\left(\frac{y}{B_3} + \mu_1 - e\right)^2} H_1(y) dy \\
&= \frac{B_1 B_4}{B_3} e^{-df} \int e^{-\frac{d}{B_3^2}(y+B_3\mu_1-eB_3)^2} H_1(y) dy \\
&= \frac{B_1 B_4}{B_3} e^{-df} \int e^{-\frac{d}{B_3^2}(y-\hat{x})^2} H_1(y) dy
\end{aligned}$$

with  $\hat{x}$  is defined appropriately.



Let  $S := d/B_3^2$ , then since

$$\int e^{-S(y-\hat{x})^2} H_1(y) dy = \frac{\sqrt{\pi}}{\sqrt{S}} \hat{x},$$

we get

$$\begin{aligned} \lambda_0 \int \phi_1^1(x) \phi_0^1(x) dP(x) &= \frac{B_1 B_4}{B_3} e^{-df} \frac{\sqrt{\pi}}{\sqrt{S}} \hat{x} \\ &= \frac{\lambda_0 \pi_2}{\sqrt{2\pi\sigma_2^2}} \frac{(1+2\beta^*)^{\frac{1}{4}}}{2^{\frac{1}{16}}} \frac{\sqrt{2}}{(1+2\beta^*)^{\frac{1}{4}}} \frac{\sqrt{\pi}}{\sqrt{S}} \hat{x} e^{-df} \\ &= \frac{\lambda_0 \pi_2}{2^{\frac{1}{16}} \sigma_2} \frac{\hat{x}}{\sqrt{S}} e^{-df}. \end{aligned}$$

**Calculating  $\|\phi_0^1\|_{P^2}$ .** We have

$$\int \phi_0^1(y)^2 dP^2(y) = \int B_4^2 B_5 e^{-2B_2(x-\mu_1)^2} e^{-B_5(x-\mu_2)^2} dx,$$

where  $B_4$  and  $B_5$  are defined above. We concentrate on

$$\begin{aligned} &-2B_2(x-\mu_1)^2 - B_5(x-\mu_2)^2 \\ &= (-2B_2 - B_5)x^2 + (2B_2\mu_1 + B_5\mu_2)2x - (2B_2\mu_1^2 + B_5\mu_2^2) \\ &= (-2B_2 - B_5) \left( x^2 - 2 \frac{2B_2\mu_1 + B_5\mu_2}{2B_2 + B_5} x + \frac{2B_2\mu_1^2 + B_5\mu_2^2}{2B_2 + B_5} \right) \\ &= (-2B_2 - B_5) \left( \left( x - \frac{2B_2\mu_1 + B_5\mu_2}{2B_2 + B_5} \right)^2 - \left( \frac{2B_2\mu_1 + B_5\mu_2}{2B_2 + B_5} \right)^2 + \frac{2B_2\mu_1^2 + B_5\mu_2^2}{2B_2 + B_5} \right) \\ &= -u((x-v)^2 + w), \end{aligned}$$

with  $u$ ,  $v$  and  $w$  defined appropriately. Thus

$$\begin{aligned} \|\phi_0^1\|_{P^2}^2 &= \int B_4^2 B_5 e^{-u((x-v)^2+w)} dx = B_4^2 B_5 e^{-uw} \int e^{-u(x-v)^2} dx \\ &= B_4^2 B_5 e^{-uw} \sqrt{\frac{\pi}{u}}. \end{aligned}$$

**Calculating  $\|F\|_{P^1}^2$ .**

$$\begin{aligned}
\|F\|_{P^1}^2 &= \int \left( \int \phi_0^1(x) f(x) dP^1(x) \right)^2 \phi_0^1(z)^2 dP^1(z) \\
&= \int \left( \int \phi_0^1(x) f(x) d\frac{P(x) - \pi_2 P^2(x)}{\pi_1} - \int \phi_0(x) f(x) dP(x) \right)^2 \phi_0^1(z)^2 dP^1(z) \\
&= \int \left[ \int (\phi_0^1(x) - \phi_0(x)) f(x) dP(x) + \left( \frac{1}{\pi_1} - 1 \right) \int \phi_0^1(x) f(x) dP(x) \right. \\
&\quad \left. - \frac{\pi_2}{\pi_1} \int \phi_0^1(x) f(x) dP^2(x) \right]^2 \phi_0^1(z)^2 dP^1(z) \\
&= \int \left( \int (\phi_0^1(x) - \phi_0(x)) f(x) dP(x) + \Delta \right)^2 \phi_0^1(z) dP^1(z) \\
&\leq \|\delta\|_P^2 \|f\|_P^2 + 2\|\delta\|_P \|f\|_P \Delta + \Delta^2 \\
&= \|\delta\|_P^2 + 2\|\delta\|_P \Delta + \Delta^2
\end{aligned}$$

where  $\delta(z) = \phi_0^1(z) - \phi_0(z)$ , and

$$\begin{aligned}
\Delta &= \left( \frac{1}{\pi_1} - 1 \right) \int \phi_0^1(z) f(z) dP(z) - \frac{\pi_2}{\pi_1} \int \phi_0^1(z) f(z) dP^2(z) \\
&\leq \left( \frac{1}{\pi_1} - 1 \right) \|\phi_0^1\|_P \|f\|_P + \frac{\pi_2}{\pi_1} \|\phi_0^1\|_{P^2} \|f\|_{P^2} \\
&\leq \left( \frac{1}{\pi_1} - 1 \right) \sqrt{\pi_1 \|\phi_0^1\|_{P^1}^2 + \pi_2 \|\phi_0^1\|_{P^2}^2} + \frac{\sqrt{\pi_2}}{\pi_1} \|\phi_0^1\|_{P^2} \sqrt{\|f\|_P^2 - \pi_1 \|f\|_{P^1}^2} \\
&\leq \left( \frac{1}{\pi_1} - 1 \right) \sqrt{\pi_1 + \pi_2 \|\phi_0^1\|_{P^2}^2} + \frac{\sqrt{\pi_2}}{\pi_1} \|\phi_0^1\|_{P^2}.
\end{aligned}$$

**Calculating  $\epsilon$ .** Set

$$\epsilon^2 = \int \left( \pi_2 \int K(x, y) \phi_0^1(y) dP^2(y) \right)^2 dP(x).$$

Then

$$\epsilon^2 \leq \pi_2^2 \|K\|_{P^2 \times P}^2 \|\phi_0^1\|_{P^2}^2.$$

**Calculating  $e$ .** We have

$$\begin{aligned}
|e| &\leq \left| \int \phi_1^1(y) (\phi_0^1(y) - \phi_0(y)) dP(y) \right| + \left| \pi_2 \int \phi_1^1(y) \phi_0^1(y) dP^2(y) \right| \\
&\leq \|\phi_1^1\|_P \|\delta\|_P + \left| \pi_2 \int \phi_1^1(y) \phi_0^1(y) dP^2(y) \right| \\
&\leq \frac{\epsilon}{t - \epsilon} \sqrt{\pi_1 + \pi_2 \|\phi_1^1\|_{P^2}^2} + \left| \pi_2 \int \phi_1^1(y) \phi_0^1(y) dP^2(y) \right|.
\end{aligned}$$

## REFERENCES

- [1] N. Aronszajn. Theory of reproducing kernels. *Trans. Amer. Math. Soc.*, 68(3):337–404, 1950.
- [2] C. T. H. Baker. *The numerical treatment of integral equations*. Clarendon press Oxford, 1977.
- [3] A. Bonami and A. Karoui. Random discretization of the finite fourier transform and related kernel random matrices. 2019.
- [4] R. Coifman and S. Lafon. Diffusion maps. *Appl Comput Harmon A*, 21(1):5–30, 2006.
- [5] V. Koltchinnskii and E. Gine. Random matrix approximation of spectra of integral operators. *Bernoulli*, 6(1):113–167, 2000.
- [6] Tao Shi, Mikhail Belkin, and B Yu. Data spectroscopy: Eigenspaces of convolution operators and clustering. *The Annals of Statistics*, 37, 07 2008.
- [7] Tao Shi, Mikhail Belkin, and B Yu. Data spectroscopy: Learning mixture models using eigenspaces of convolution operators. In *Machine Learning, Proceedings of the Twenty-Fifth International Conference (ICML 2008), Helsinki, Finland*, pages 936–943, 06 2008.
- [8] Huaiyu Zhu, Christopher K. I. Williams, and Richard Rohwer. Gaussian regression and optimal finite dimensional linear models. In *Neural Networks and Machine Learning, ed. by C. M. Bishop*. Springer-Verlag, Berlin., 09 1998.

UPPSALA UNIVERSITY, UPPSALA, SWEDEN  
*E-mail address:* gaidash@math.uu.se

UPPSALA UNIVERSITY, UPPSALA, SWEDEN  
*E-mail address:* ralf.pihlstrom@gmail.com

VIRONOVA AB, STOCKHOLM, SWEDEN  
*E-mail address:* martin.ryner@vironova.com