

On the Impact of Neutrino Decays on the Supernova Neutronization-Burst Flux

André de Gouvêa,^{1,*} Ivan Martinez-Soler,^{1,2,3,†} and Manibrata Sen^{1,4,‡}

¹*Northwestern University, Department of Physics & Astronomy, 2145 Sheridan Road, Evanston, IL 60208, USA*

²*Theory Department, Fermi National Accelerator Laboratory, P.O. Box 500, Batavia, IL 60510, USA*

³*Colegio de Física Fundamental e Interdisciplinaria de las Américas (COFI),
254 Norzagaray street, San Juan, Puerto Rico 00901.*

⁴*Department of Physics, University of California Berkeley, Berkeley, California 94720, USA*

The discovery of non-zero neutrino masses invites one to consider decays of heavier neutrinos into lighter ones. We investigate the impact of two-body decays of neutrinos on the neutronization burst of a core-collapse supernova – the large burst of ν_e during the first 25 ms post core bounce. In the models we consider, the ν_e , produced mainly as a ν_3 (ν_2) in the normal (inverted) mass ordering, are allowed to decay to ν_1 (ν_3) or $\bar{\nu}_1$ ($\bar{\nu}_3$), and an almost massless scalar. These decays can lead to the appearance of a neutronization peak for a normal mass ordering or the disappearance of the same peak for the inverted one, thereby allowing one mass ordering to mimic the other. Simulating supernova-neutrino data at the Deep Underground Neutrino Experiment (DUNE) and the Hyper-Kamiokande (HK) experiment, we compute their sensitivity to the neutrino lifetime. We find that, if the mass ordering is known, and depending on the nature of the Physics responsible for the neutrino decay, DUNE is sensitive to lifetimes $\tau/m \lesssim 10^6$ s/eV for a galactic SN sufficiently close-by (around 10 kpc), while HK is sensitive to lifetimes $\tau/m \lesssim 10^7$ s/eV. These sensitivities are far superior to existing limits from solar-system-bound oscillation experiments. Finally, we demonstrate that using a combination of data from DUNE and HK, one can, in general, distinguish between decaying Dirac neutrinos and decaying Majorana neutrinos.

I. INTRODUCTION

The fact that neutrinos have nonzero masses [1] invites several questions related to other unknown neutrino properties, among those the values of the neutrino lifetimes. Given everything currently known about the neutrinos, one can affirm that the two heavier neutrinos – ν_3, ν_2 in the case of the so-called normal mass ordering (NMO), ν_2, ν_1 in the case of the so-called inverted mass ordering (IMO) – have nonzero mass and finite lifetime [2–8]. Assuming no new interactions or degrees of freedom, the heavier neutrinos decay, at the one-loop level, to either another neutrino and a photon, $\nu_h \rightarrow \nu_l \gamma$, or to three lighter neutrinos, $\nu_h \rightarrow \nu_l \nu_l \bar{\nu}_l$, where h refers to a heavier neutrino mass-eigenstate, l to a lighter one. Under the same assumptions, because neutrino masses are tiny, the expected lifetimes are many orders of magnitude longer than the age of the universe.

New interactions and degrees of freedom will, of course, lead to potentially much shorter lifetimes. One possibility, which we consider in this paper, is the introduction of a new (almost) massless scalar, which can couple to the neutrinos [3, 9–13]. This allows for the decay of the heavy neutrino into a lighter neutrino and the scalar. In these scenarios, the daughter neutrinos can play a significant role, as we describe in Section II. The nature of the neutrinos – Dirac versus Majorana – and the helicity-structure of the interaction [7, 14–17] also play an important role since they render the daughter visible or invisible, or render the (effective) lepton-number the same as or different from that of the parent.

Different experimental constraints have been placed on the lifetime of the neutrinos, ranging from bounds from terrestrial neutrinos to the study of neutrinos produced in astrophysical sources [14, 15, 17–40]. Roughly speaking, the idea is simple: if neutrinos are produced in a relatively well-characterized source and measured a certain known distance away from the source, the fact that they make it to the detector implies, in a very model-independent way, that the neutrinos are not disappearing along the way. All bounds are much smaller than the expectations of the standard-three-neutrinos-paradigm and the age of the universe.

The best, mostly model-independent bounds on the decays of ν_2 and ν_1 come from the analysis of solar neutrinos

*Electronic address: degouvea@northwestern.edu

†Electronic address: ivan.martinezsoler@northwestern.edu

‡Electronic address: manibrata@berkeley.edu

[22, 27]. Using mostly the ^8B solar neutrino data, one is sensitive to $\tau_2/m_2 < 10^{-3} \text{ s/eV}^*$ [27], while, using mostly the ^7Be and low energy pp neutrino data [41], one is sensitive to $\tau_1/m_1 < 10^{-4} \text{ s/eV}$ [27]. Considering invisible decays, the current bounds imposed from the analysis of the SNO data, combined with other solar neutrino experiments, results in the lifetime of $\tau_2/m_2 > 1.92 \times 10^{-3} \text{ s/eV}$ at 90% confidence [42]. Since $|U_{e3}|^2$ is very small, solar data are very inefficient when it comes to constraining the lifetime of ν_3 . Constraints on the ν_3 lifetime can be obtained from atmospheric and beam neutrino experiments. Recent bounds on the ν_3 lifetime were estimated using atmospheric data: $\tau_3/m_3 > 10^{-10} \text{ s/eV}$ [31, 36]. Clearly, these bounds are much weaker than the ones on the ν_1 and ν_2 lifetimes. Slightly more stringent bounds [15, 37] are expected from next-generation neutrino oscillation experiments including the JUNO [43] and DUNE [44] experiments, while stronger but model-dependent bounds $-\tau_3/m_3 > 2.2 \times 10^{-5} \text{ s/eV}$ – from solar neutrinos have been recently proposed [17].

These rather loose bounds lead one to explore baselines which are much longer than one Astronomical Unit. Two candidates immediately qualify for the search: (i) neutrinos from supernova SN1987A [45–50], and (ii) ultra-high-energy neutrinos from astrophysical sources, detected at IceCube [51, 52]. Constraints from SN1987A were pursued in the literature [29, 53], while constraints from IceCube – current and future – are plagued by uncertainties on the neutrino flavor composition [54, 55]. Here we concentrate on the next galactic supernova as a probe of long lifetimes for the neutrinos.

A core-collapse supernova (SN) emits almost 99% of its binding energy in the form of neutrinos (see [56] for a detailed review). During, roughly, the first 25 ms post core-bounce, a large burst of electron neutrinos is emitted due to the deleptonization of the core. This phase, known as the “neutronization burst”, is a robust prediction of all core-collapse SN simulations. During the neutronization burst, negligible amounts – relative to that of ν_e – of $\bar{\nu}_e$ and $\nu_{\mu, \tau}, \bar{\nu}_{\mu, \tau}$ are released. This implies that the neutronization-burst flux does not undergo significant collective oscillations but is mostly processed by the well-understood Mikheyev-Smirnov-Wolfenstein (MSW) resonant flavor conversion [57, 58] associated to the ordinary matter density the neutrinos encounter on their way out of the supernova. This implies that the flavor-evolution of these neutrinos is not impacted by large uncertainties associated with collective oscillations [59–71]. This renders the neutronization-burst neutrinos well suited for performing robust tests of neutrino properties. We provide a detailed description of these neutrinos in Section III.

A detailed analysis allowing for the decay of the heavier neutrinos during the neutronization burst was first performed in [25]. It was argued that the ν_e , propagating as a heavy mass-eigenstate ν_h , could decay into a lighter $\bar{\nu}_l$ during its flight. Considering a simple Majoron-like model, with scalar as well as pseudo-scalar couplings, the author studied the presence of a sharp neutronization peak due to $\bar{\nu}_e$ in water-Cherenkov detectors. Here, we explore different scenarios that lead to neutrinos decaying into a scalar and a lighter neutrino, and concentrate on several physics questions. First, we discuss whether the hypothesis that neutrinos have a finite lifetime can hinder the ability of measurements of the next galactic supernova neutrinos to determine the neutrino mass-ordering. Second, assuming the mass ordering is known, we characterize how well measurements of the neutrinos from a galactic supernova explosion can be used to measure or place bounds on the neutrino lifetimes. Finally, we discuss how different measurements of the neutronization-burst neutrinos can be used to distinguish different neutrino-decay scenarios and provide information on the nature of the neutrino.

Our strategy is as follows. Using the results of the hydrodynamical simulations of the Garching group for a $25 M_\odot$ progenitor model [72], we study the neutronization-burst flux in the presence of a neutrino two-body decay, $\nu_i \rightarrow \bar{\nu}_j^{(\varphi)}$, where φ is a massless scalar; the details are spelled out in Section IV. We analyze the signatures of this decay in the upcoming DUNE experiment [44], and the Hyper-Kamiokande (HK) experiment [73]. We find that for a typical supernova located at a distance of 10 kpc, these experiments are sensitive to lifetimes $\tau/m \lesssim 10^5 - 10^7 \text{ s/eV}$, which are much longer than what is currently constrained by solar and long-baseline neutrino data. Furthermore, since DUNE is mainly sensitive to the ν_e spectrum, while HK is mostly sensitive to the $\bar{\nu}_e$ spectrum, a combination of these two experiments may be able to inform the Majorana versus Dirac question. Details of our simulation are described in Section V while our results are discussed in Section VI. We offer some concluding remarks in Section VII.

* All neutrinos ever observed are ultra-relativistic in the lab frame and hence one is only sensitive to the ratio τ/m . The fact that the neutrino masses are not known with any precision leads one to always quote the constraints on the neutrino lifetime as constraints in τ/m . Historically, the literature prefers to quote bounds on τ/m in units of second per electronVolt. In “oscillation-equivalent units,” [27] $1 \text{ eV/s} = 6.58 \times 10^{-16} \text{ eV}^2$.

II. NEUTRINO DECAY INTO A SCALAR AND A LIGHTER NEUTRINO

In this section, we discuss different scenarios that allow for the two-body decay of the neutrino mass-eigenstates, where the heaviest neutrino (ν_h) decays to a lighter neutrino (ν_l), and a scalar field with negligible mass. We consider the possibility that the neutrinos are massive Majorana or Dirac fermions. For concreteness, we will concentrate on the NMO and the scenario where the heaviest neutrino ($h = 3$) decays to the lightest neutrino ($l = 1$), unless otherwise noted. We will also ignore the mass of the scalars and the lighter neutrino. It should be clear that all the results to be derived here apply to, for example, the IMO and the scenario where the heaviest neutrino ($h = 2$) decays to the lightest neutrino ($l = 3$). In the next sections, we will also make reference to this decay.

A. Dirac neutrinos

We augment the standard model Lagrangian by postulating the existence of new scalar fields. For simplicity and in order to avoid further problems, we assume the new scalar fields are singlets of the standard model gauge group and only concentrate on the lowest-dimensional couplings of these to the standard model neutrinos. If the neutrinos are Dirac fermions, lepton number is a conserved global symmetry and we can classify the new scalars according to how they transform under $U(1)_L$ – lepton-number symmetry. We will consider two simple cases: lepton-number zero scalars and lepton-number two scalars.

A scalar field φ_0 with zero lepton number can couple to neutrinos only at the dimension-five level:

$$\mathcal{L}_{Dir} \supset \frac{\tilde{g}_{ij}}{\Lambda} (L_i H) \nu_j^c \varphi_0 + \text{h.c.} \supset g_{ij} \nu_i \nu_j^c \varphi_0 + \text{h.c.}, \quad (\text{II.1})$$

where $g_{ij} = \tilde{g}_{ij} v / \Lambda$, Λ is the effective scale of the operator and v is the vacuum expectation value of the neutral component of the Higgs field. Here and throughout we express all fermions as left-handed Weyl fields; ν_i^c are the left-handed antineutrino fields while L_i are the standard model lepton doublets. The indices $i, j = 1, 2, 3$ run over the different neutrino mass eigenstates.

In the laboratory frame, the decay width of such a process is

$$\Gamma = \frac{g^2 m_3^2}{64\pi E_3}, \quad (\text{II.2})$$

where $g^2 = |g_{13}|^2 + |g_{31}|^2$, m_3 is the mass of ν_3 , and E_3 its energy. This decay-width is related to the lifetime, τ_3 in the ν_3 rest-frame: $\tau_3 = m_3 / (E_3 \Gamma)$.

We will be interested in ν_3 's produced via the weak interactions under conditions where, in the laboratory frame, $E_3 \gg m_3$ so the ν_3 beam will be, effectively, left-handed. After the ν_3 decay, the daughter ν_1 may be either left-handed or right-handed. The energy distributions of the daughter neutrinos in the laboratory frame are

$$\begin{aligned} \psi_{\text{h.c.}}(E_3, E_1) &\equiv \frac{1}{\Gamma} \frac{d\Gamma}{dE_1} \propto \frac{2E_1}{E_3^2} && \text{for } \nu_{3L} \rightarrow \nu_{1L} + \varphi_0, \\ \psi_{\text{h.f.}}(E_3, E_1) &\equiv \frac{1}{\Gamma} \frac{d\Gamma}{dE_1} \propto \frac{2}{E_3} \left(1 - \frac{E_1}{E_3}\right) && \text{for } \nu_{3L} \rightarrow \nu_{1R} + \varphi_0, \end{aligned} \quad (\text{II.3})$$

for the helicity-conserving (h.c.) and helicity-flipping (h.f.) cases respectively. Here ‘L’ and ‘R’ stand for left and right helicity of the neutrinos. In the helicity-conserving case, the ν_1 spectrum is harder. This is easy to understand from simple angular momentum conservation considerations. In the ν_3 rest frame, the daughter neutrinos that share the same polarization as the parent are emitted preferentially in the direction of the polarization of the parent, while those with the opposite polarization are preferentially emitted in the opposite direction. In the reference frame where the parent is boosted, the daughters with the same helicity as the parent are emitted predominantly in the forward direction (higher energy), while the opposite-helicity daughters are emitted preferentially backwards (lower energy).

Ignoring effects proportional to the mass of the daughter neutrino (m_1), the helicity-flipping channel produces neutrinos of the “wrong” helicity, i.e, right-handed neutrinos, which are effectively (and very safely) invisible to any detector. The relative weights of the helicity-flipping and helicity-conserving channels depend on the relative magnitudes of g_{13} and g_{31} , related to how much the new interactions violate parity. In maximally parity violating scenarios, the ν_3 decay may be completely invisible or completely visible. For concreteness, when we discuss this φ_0 -model quantitatively, we will always impose the constraint $g_{ij} = g_{ji}$, in such a way that the physics that describes neutrino decay is parity conserving. In this case, half of the neutrino daughters from the decay of a heavier neutrino

will be of the ‘‘correct’’ helicity while the other half will be of the ‘‘wrong’’ helicity.

A scalar field φ_2 with lepton-number two can couple to neutrinos only at dimension-four and dimension-six [74]:

$$\mathcal{L}_{Dir} \supset \frac{y_{ij}}{2} \nu_i^c \nu_j^c \varphi_2 + \frac{\tilde{h}_{ij}}{2\Lambda^2} (L_i H)(L_j H) \varphi_2^* + \text{h.c.}, \quad (\text{II.4})$$

where, after spontaneous symmetry breaking, the second term includes $h_{ij} \nu_i \nu_j \varphi$, $h_{ij} = \tilde{h}_{ij} v^2 / \Lambda^2$. Here, Λ is the effective scale of the dimension-six operator and $y_{ij} = y_{ij}$ and $h_{ij} = h_{ji}$.

Since φ_2 carries lepton-number, Eq. (II.4) mediates the following decay: $\nu_3 \rightarrow \bar{\nu}_1 \varphi_2$; the neutrino lepton-number changes by two units. Assuming $y_{ij} \gg h_{ij}$, (or vice-versa), the interactions in Eq. (II.4) are strongly parity violating and the decays yield strongly polarized daughters. If $y_{ij} \gg h_{ij}$, all daughters will be of the ‘‘wrong-helicity’’ type and hence invisible assuming an ultra-relativistic parent beam produced via the weak interactions (i.e., in the decay $\nu_{3L} \rightarrow \bar{\nu}_1 \varphi_2$ all $\bar{\nu}_1$ will be left-handed and hence invisible in the limit $m_1/E_1 \rightarrow 0$). Instead, If $h_{ij} \gg y_{ij}$, all the daughters will be of the ‘‘correct-helicity’’ and hence expected to interact in a neutrino detector (i.e., in the decay $\nu_{3L} \rightarrow \bar{\nu}_1 \varphi_2$ all $\bar{\nu}_1$ will be right-handed and hence visible in the limit $m_1 \rightarrow 0$). In both cases, the energy distributions are as prescribed in Eqs. (II.3), where the invisible decays ($y_{ij} \gg h_{ij}$) follow the helicity-conserving equation, while the visible decays $h_{ij} \gg y_{ij}$ follow the helicity-flipping one.

B. Majorana neutrinos

If the neutrinos are Majorana fermions, lepton number is explicitly broken and there is no need for light right-handed-neutrino degrees of freedom. If a new gauge-singlet scalar φ is added to the standard model particle content, the most minimal interaction that leads to the neutrino decays of interest is dimension-six:

$$\mathcal{L}_{Maj} \supset \frac{\tilde{f}_{ij}}{2\Lambda^2} (L_i H)(L_j H) \varphi + \text{h.c.} \supset \frac{f_{ij}}{2} (\nu_L)_i (\nu_L)_j \varphi + \text{h.c.}, \quad (\text{II.5})$$

where $\tilde{f}_{ij} = \tilde{f}_{ji}$, $f_{ij} = \tilde{f}_{ij} v^2 / \Lambda^2$ and Λ is the effective scale of the dimension-six operator. Here it is not meaningful to assign lepton-number to φ .

Here, in the laboratory frame, the decay width for $\nu_3 \rightarrow \nu_1 + \varphi$ is

$$\Gamma = 2 \times \frac{f^2 m_3^2}{64\pi E_3}, \quad (\text{II.6})$$

where $f \equiv f_{13}$, m_3 is the mass of ν_3 , and E_3 its energy. This decay-width is related to the lifetime τ_3 in the ν_3 rest-frame: $\tau_3 = m_3 / (E_3 \Gamma)$. For Majorana neutrinos, the decay rates are twice as large as that of Dirac neutrinos (Eq. (II.2)) since one is compelled to include both the ‘‘neutrino’’ and ‘‘antineutrino’’ final states.

In the limit $m_1/E_1 \rightarrow 0$, it is convenient to identify the two different helicity states of ν_1 as the ‘‘neutrino’’ (ν_{1L}) and the ‘‘antineutrino’’ ($\bar{\nu}_{1R}$) where the charged-current scattering of the ν_1 state leads to the production of negatively charged leptons while that of $\bar{\nu}_1$ leads to positively charged leptons. In this case, Eq. (II.5) mediates both $\nu_{3L} \rightarrow \nu_{1L} + \varphi$, and $\nu_{3L} \rightarrow \bar{\nu}_{1R} + \varphi$, both of which are visible modes. Furthermore, as long as the ν_1 mass is small enough, the energy distributions are also given by Eq. (II.3) [7, 14]; the ‘‘neutrino’’ final state is helicity-conserving, while the ‘‘antineutrino’’ final state is helicity-flipping. The relative-branching ratios, on the other hand, are the same.

C. Majorana versus Dirac

In general, Majorana and Dirac neutrino decays are distinguishable as long as one can measure the daughter neutrinos. In the φ_0 -model (Eq. (II.1)), heavier neutrinos decay to lighter visible neutrinos (or invisible neutrinos) while in the φ_2 -model (Eq. (II.4)), heavier neutrinos decay exclusively into visible antineutrinos ($h_{ij} \gg y_{ij}$) or invisible antineutrinos ($y_{ij} \gg h_{ij}$). The two models are distinguishable, in principle, if a nonzero fraction of the decays is visible.

Instead, in the Majorana case, heavier neutrinos decay into both visible lighter ‘‘neutrinos’’ and ‘‘antineutrinos’’, and the branching ratios are the same. This means that if heavy neutrinos are produced in some far away source via weak-interaction processes involving, say, negatively charged leptons (for example the deleptonization process of interest here, $e^- + p \rightarrow n + \nu$) and only one new light scalar exists, Dirac neutrinos will decay into either neutrinos or antineutrinos. Majorana neutrinos, on the other hand, will decay into both ‘‘neutrinos’’ and ‘‘antineutrinos.’’

The result above can be clouded by postulating more light degrees of freedom. If, for example, one combines the φ_0 -model with the φ_2 -model, it is possible to choose couplings in such a way that a Dirac ν_3 decays both into $\nu_1 + \varphi_0$ and $\bar{\nu}_1 + \varphi_2$ with the same branching ratio. If this were the case, the Dirac neutrino case would perfectly mimic the Majorana one. On the other hand, if a new light fermionic degree of freedom exists, it is possible to write down an interaction like Eq. (II.1) for Majorana neutrinos, where the left-handed antineutrino field is replaced by the new, sterile fermion. In this case, it is possible to have the Majorana neutrino case perfectly mimic the Dirac one. We consider both of these scenarios rather finely tuned and will ignore them henceforth.

Note that Eqs. (II.3) are, strictly speaking, only true if there exists a large hierarchy between the masses of the neutrinos, i.e., $m_3 \gg m_1$ [14]. If the neutrino masses are quasi-degenerate such that $m_3 \sim m_1$ (keeping Δm_{31}^2 within observational bounds), then the helicity-flipping channel is suppressed. However, this does not impact our results for the φ_0 -model, as the helicity-flipping channel is not detected. On the other hand, the helicity-flipping channel plays an important role for the φ_2 model, or if the neutrinos are Majorana. As a result, the conclusions inferred in these cases will have to be revised for the quasi-degenerate scenario. We will consider the neutrino masses to be hierarchical, and not focus on the quasi-degenerate limit in the rest of the paper.

D. Order of Magnitude Considerations

Before discussing the supernova explosion as a source of neutrinos and how the propagation of supernova neutrinos is impacted by – and informs – the neutrino lifetime, it is useful to estimate the naive sensitivity of supernova neutrinos to the neutrino lifetime. Lifetime effects are visible when $\Gamma \times L \gtrsim 1$, where L is the neutrino propagation distance. In the case of the φ_0 -model with Dirac neutrinos, this translates into

$$|g| \gtrsim 2.3 \times 10^{-9} \left(\frac{E_3}{10 \text{ MeV}} \right)^{1/2} \left(\frac{10 \text{ kpc}}{L} \right)^{1/2} \left(\frac{0.5 \text{ eV}}{m_3} \right). \quad (\text{II.7})$$

Similar values for the relevant couplings are obtained for the other models discussed in this section. This implies the systems under investigation here are sensitive to very weakly-coupled new degrees of freedom. This, in turn, implies that virtually all laboratory probes – and many early universe probes – will not be as sensitive to this type of new physics as the observables we are discussing here. There are a few exceptions; we comment on these in the concluding section.

The constraint $\Gamma \times L \gtrsim 1$ can be re-expressed as $\tau/m \lesssim L/E^\dagger$ or

$$\frac{\tau}{m} \lesssim 10^5 \text{ s/eV} \left(\frac{L}{10 \text{ kpc}} \right) \left(\frac{10 \text{ MeV}}{E} \right). \quad (\text{II.8})$$

This implies that supernova neutrinos produced 10 kpc away are sensitive to neutrino lifetimes that approach a few days for neutrino masses of order 1 eV.

III. FLAVOR EVOLUTION DURING THE NEUTRONIZATION BURST

Modern day simulations of core-collapse supernovae including a detailed treatment of the neutrino transport problem agree on the presence of the neutronization-burst phase that occurs typically for around 25 ms, immediately after core-bounce [75]. The core-collapse shock, launched as a result of the stiffening of the core, results in the dissociation of the surrounding nuclei into individual neutrons and protons. The newly formed protons capture electrons, producing a large burst of ν_e , thereby leading to the prompt deleptonization of the core. As the shock reaches relatively lower densities, these ν_e can stream out, leading to the neutronization burst. During this period, the other types of neutrinos – $\bar{\nu}_e$, as well as the other flavors ($\nu_\mu, \bar{\nu}_\mu, \nu_\tau, \bar{\nu}_\tau$) – are also emitted, but the associated fluxes are very small when compared to that of the ν_e .

A SN acts like an approximate blackbody, and cools by the emission of neutrinos. Keeping this in mind, SN

[†] $L(m/E)$ is the baseline in the neutrino rest-frame.

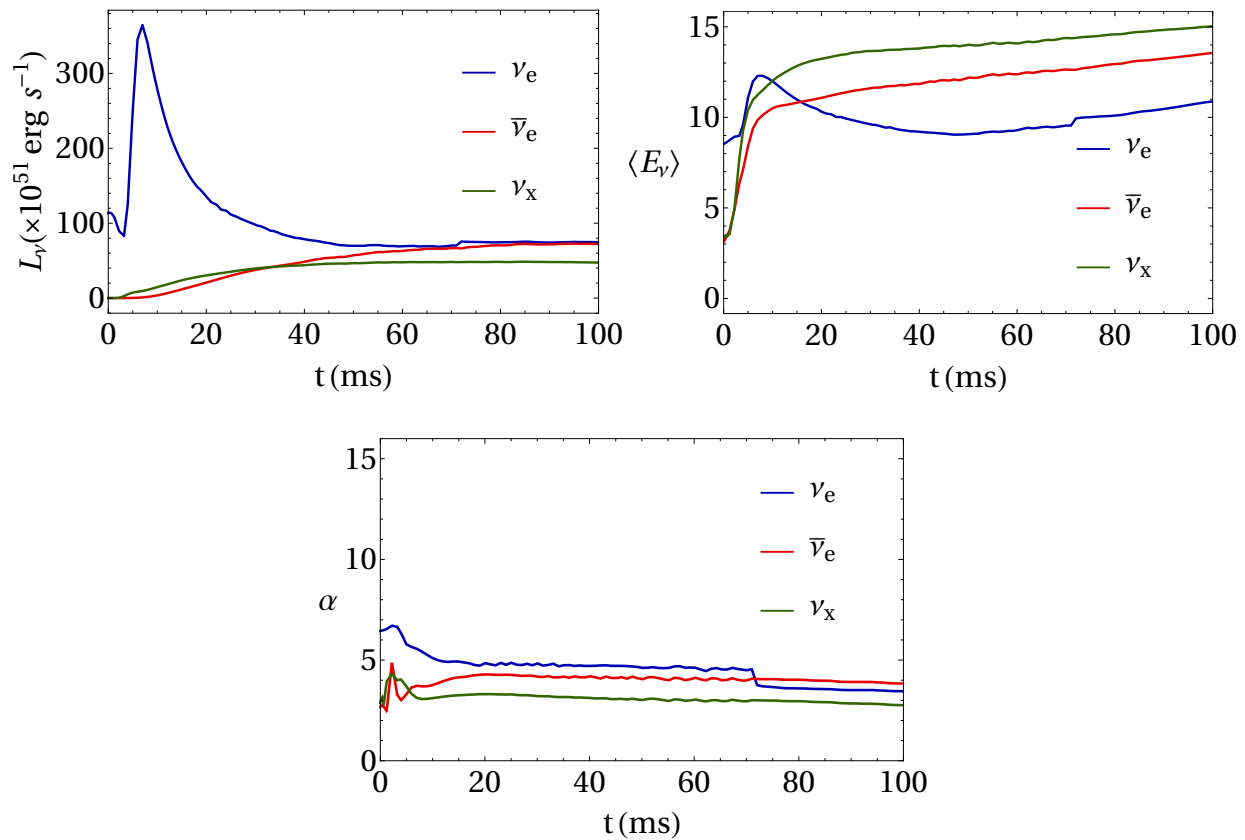


FIG. 1: Luminosities, the average neutrino energies and pinching parameter α – see Eq. (III.10) – of the neutrinos emitted during the neutronization burst phase – first 25 ms or so – and slightly beyond. These results come from hydrodynamical simulations of the Garching group for a $25 M_{\odot}$ progenitor model [72].

simulations typically fit the neutrino spectra with the so-called “alpha-fit” [76]:

$$\phi(E) = \frac{1}{\langle E_{\nu} \rangle} \frac{(\alpha + 1)^{(\alpha+1)}}{\Gamma(\alpha + 1)} \left(\frac{E}{\langle E_{\nu} \rangle} \right)^{\alpha} \exp \left[-(\alpha + 1) \frac{E}{\langle E_{\nu} \rangle} \right], \quad (\text{III.9})$$

where $\phi(E)$ is normalized to unity. Here, $\langle E_{\nu} \rangle$ denotes the average energy of the neutrinos, $\Gamma(z)$ is the Euler gamma function, and α is a dimensionless parameter, referred to as the pinching parameter. It is related to the width of the spectrum and satisfies

$$\frac{1}{1 + \alpha} = \frac{\langle E^2 \rangle - \langle E \rangle^2}{\langle E \rangle^2}. \quad (\text{III.10})$$

These spectral parameters are time dependent and depend on the different neutrino emission phases, the particulars of the simulation, such as the treatment of neutrino transport, and inputs from nuclear physics.

Simulations provide the unoscillated neutrino distribution as a function of time, in the form of neutrino luminosities L_{ν} . The neutrino distribution in time and energy is [77]

$$\Phi_{\nu}(E, t) = \frac{L_{\nu}(t)}{\langle E_{\nu} \rangle} \phi(E). \quad (\text{III.11})$$

Fig. 1 depicts the time evolution of the neutrino luminosities, their average energies, as well as the pinching parameters. These were obtained from a 1D (spherically symmetric) simulation of a $25 M_{\odot}$ progenitor by the Garching group [72].

The neutronization signal is a quite robust feature of all simulations. The shape and height of the peak depend on the progenitor masses, as well as the nature of simulations (for a comparison of different simulations, see [78, 79]).

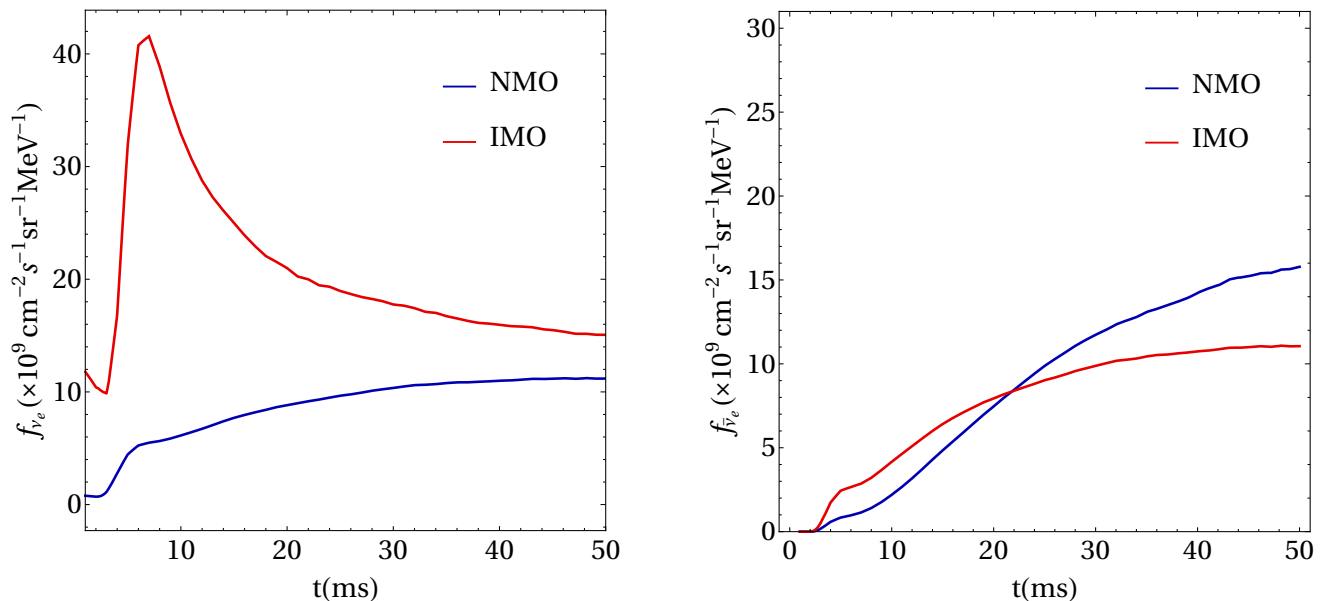


FIG. 2: Expected differential flux of electron neutrinos ν_e (left) and antineutrinos $\bar{\nu}_e$ (right) at the surface of the Earth as a function of time-after-bounce, for a supernova explosion 10 kpc away, for the NMO (blue) and IMO (red) and $E_\nu = 12$ MeV. The values of the neutrino oscillation parameters are the best-fit ones tabulated in [81]. The neutronization burst exists roughly for the first 25 ms post core bounce.

Such details will not affect the results discussed here and in the next sections. Furthermore, since there is a large hierarchy between the fluxes of the different neutrino flavors, collective oscillations are suppressed. This implies that the calculation of the flavor-evolution of neutrinos produced during the neutronization burst is straightforward and does not suffer from the uncertainties associated with the non-linear effects due to neutrino self-interactions.

The ν_e are produced deep inside the supernova where the local matter densities are very high. Standard matter effects imply that the ν_e is very well aligned with the instantaneous Hamiltonian eigenstate associated with the largest instantaneous Hamiltonian eigenvalue at production. The subsequent evolution is such that the different eigenstates can be treated as incoherent, and the position-dependency of the matter density, together with the known values of the neutrino mass-squared differences, indicate that the adiabatic approximation works very well. Taking all of this into account, the neutronization-burst neutrino flux at the Earth, ignoring the small ν_x initial population, is well approximated by [80]

$$f_{\nu_e}(E, t) = \frac{1}{4\pi R^2} |U_{eh}|^2 \Phi_{\nu_e}(E, t) \quad (\text{III.12})$$

where h stands for the heaviest neutrino mass eigenstate, $h = 3$ for the NMO, $h = 2$ for the IMO. U_{eh} is the relevant element of the leptonic mixing-matrix and R is the distance between the Earth and the SN. It is straightforward to include the contribution of the ν_x initial population. Since ν_e produced in the neutronization burst exit the supernova as ν_h , ν_μ and ν_τ exit the supernova as mixtures of the two lightest mass eigenstates. Since the initial fluxes of ν_μ and ν_τ are roughly the same, their contribution to the measured ν_e flux at the detector is proportional to $(1 - |U_{eh}|^2) \Phi_{\nu_x}(E, t)$. For the sake of discussion, we often ignore the ν_x contribution. Nonetheless, in all numerical computations and results presented, their contribution is included.

The ν_e flux detected at the Earth is sensitive to the neutrino mass ordering. If the mass ordering is normal, a ν_e produced in the SN comes out, mostly, as a ν_3 , whereas if the ordering is inverted, it comes out mostly as a ν_2 . Since the production of other flavors is mostly negligible during this epoch, this implies that for the normal mass ordering, the ν_e flux will have a relative suppression factor $\sim |U_{e3}|^2 / |U_{e2}|^2 \simeq 0.1$. This allows for the determination of the neutrino mass ordering from the neutronization-burst phase [80]. This is illustrated in the left panel of Fig. 2, where the ν_e fluxes to be detected at the Earth for the two mass orderings are depicted. The presence of a peak in the time spectrum is characteristic of the inverted mass ordering, whereas its absence indicates the normal ordering.

Antineutrinos can be treated in the same way. In this case, however, since the sign of the matter potential is inverted for antineutrinos, a $\bar{\nu}_e$ produced in the center of the supernova during the neutronization burst will exit the supernova as $\bar{\nu}_1$, the lightest antineutrino mass eigenstate. In this case, $\bar{\nu}_{\mu,\tau}$ will exit the explosion as mixtures of the

two heaviest mass-eigenstates. The $\bar{\nu}_e$ flux on Earth is depicted in the right panel of Fig. 2. Here, the distinction between the two mass-orderings is a lot less pronounced. Nonetheless, it has been argued in the literature that the rise time of the $\bar{\nu}_e$ -flux can be exploited in very high statistics experiments, like IceCube [77, 82].

IV. IMPACT OF NEUTRINO DECAY ON THE NEUTRONIZATION-BURST FLUX

In this section, we outline the formalism for simulating the ν_e and the $\bar{\nu}_e$ flux during the neutronization-burst epoch, incorporating both neutrino propagation and decay. The impact of neutrino decay on its propagation is given by solving a transfer equation, which takes into account the decay of the heaviest-state population, as well as the repopulation of the lighter states [25]. The problem is simplified if we assume that the neutrinos do not decay within the SN envelope. Therefore, the neutronization-burst flux arrives unchanged at the surface of the SN, and decay on their way to the Earth. This is a good approximation as long as $\tau/m \gg 10^{-7}$ s/eV.

The flux of a Dirac neutrino mass eigenstate i arriving at the Earth satisfies, for the φ_0 -model (Eq. (II.1)),

$$\frac{d}{dr} f_{\nu_i}(E, r) = -\Gamma_{\nu_i \rightarrow \nu_j}(E) f_{\nu_i}(E, r) + \int_E^\infty dE' [\psi_{h.c.}(E', E) \Gamma_{\nu_j \rightarrow \nu_i}(E') f_{\nu_j}(E', r)], \quad (\text{IV.13})$$

where $\psi_{h.c.}, \psi_{h.f.}$ are defined in Eq. (II.3) and discussed in Section II. We have considered the fact that the daughter-neutrinos produced with the “wrong” helicity are effectively invisible. The first term accounts for the disappearance of the parent-neutrinos while the second one accounts for the appearance of the daughters. The same equation, with $\nu \leftrightarrow \bar{\nu}$, holds for antineutrinos.

On the other hand, for the φ_2 -model (Eq. (II.4)),

$$\begin{aligned} \frac{d}{dr} f_{\nu_i}(E, r) &= -\Gamma_{\nu_i \rightarrow \bar{\nu}_j}(E) f_{\nu_i}(E, r) + \int_E^\infty dE' [\psi_{h.f.}(E', E) \Gamma_{\bar{\nu}_j \rightarrow \nu_i}(E') f_{\bar{\nu}_j}(E', r)] \\ \frac{d}{dr} f_{\bar{\nu}_i}(E, r) &= -\Gamma_{\bar{\nu}_i \rightarrow \nu_j}(E) f_{\bar{\nu}_i}(E, r) + \int_E^\infty dE' [\psi_{h.f.}(E', E) \Gamma_{\nu_j \rightarrow \bar{\nu}_i}(E') f_{\nu_j}(E', r)]. \end{aligned} \quad (\text{IV.14})$$

We have considered the fact that the daughter-(anti)neutrinos produced with the “same” helicity are effectively invisible. Here, all neutrino decays lead to antineutrino daughters, hence all daughters are “lost.” On the other hand, the neutrino flux is replenished with daughters from parent-antineutrinos. For the neutronization burst, this is mostly irrelevant for the ν_e detection on Earth but is very important for the $\bar{\nu}_e$ signal.

In the case of Majorana neutrinos, taking advantage of the fact that the neutrino masses are much smaller than the neutrino energies in the lab frame, we can also define a “neutrino” and “antineutrino” flux. In this case, assuming the decay scenario associated to Eq. (II.5),

$$\begin{aligned} \frac{d}{dr} f_{\nu_i}(E, r) &= -(\Gamma_{\nu_i \rightarrow \nu_j}(E) + \Gamma_{\nu_i \rightarrow \bar{\nu}_j}(E)) f_{\nu_i}(E, r) \\ &+ \int_E^\infty dE' [\psi_{h.c.}(E', E) \Gamma_{\nu_j \rightarrow \nu_i}(E') f_{\nu_j}(E', r) + \psi_{h.f.}(E', E) \Gamma_{\bar{\nu}_j \rightarrow \nu_i}(E') f_{\bar{\nu}_j}(E', r)] \end{aligned} \quad (\text{IV.15})$$

The same equation holds also for antineutrinos with $\nu \leftrightarrow \bar{\nu}$.

Here, we focus on the situation where the heaviest mass eigenstate decays to the lightest one: in the NMO (IMO), the ν_3 (ν_2) decays to a ν_1 (ν_3), leaving the intermediate mass-eigenstate – ν_2 (ν_1)– unchanged. There is no strong physics argument in favor of this assumption, except that the effects are largest for these decay channels. Our conclusions are mostly the same if one were to pursue the scenario where all allowed two-body decay modes of the heavier neutrinos are present.

Qualitatively, ignoring the relatively much smaller initial flux of ν_x and $\bar{\nu}_{e,x}$, this is what one expects of the neutronization-burst neutrino-flux if the neutrino lifetime is finite:

- (a) For the NMO, Dirac neutrinos, and the φ_0 -model, the neutronization-burst neutrinos exit the supernova as ν_3 's. The ν_3 decays into visible and invisible ν_1 . While the daughter ν_1 spectrum is softer than the one of the parent, the expected number of events may, in fact, be higher if the ν_3 lifetime is short enough since $|U_{e3}|^2 \ll |U_{e1}|^2$. It is possible to confuse this scenario with the IMO-case if the neutrino lifetime is chosen judiciously.
- (b) For the IMO, Dirac neutrinos, and the φ_0 -model, the neutronization-burst neutrinos exit the supernova as ν_2 's. The ν_2 decays into visible and invisible ν_3 . The daughter ν_3 spectrum is softer and $|U_{e3}|^2 \ll |U_{e2}|^2$ so one

expects a significant suppression of the neutronization-burst neutrino-flux. It is possible to confuse this scenario with the NMO-case if the neutrino lifetime is chosen judiciously.

- (c) For the NMO, Dirac neutrinos, and the φ_2 -model, the neutronization-burst neutrinos exit the supernova as ν_3 's. The ν_3 decays into visible and invisible $\bar{\nu}_1$. The ν_e signal on the Earth is very small, but one anticipates a healthy, softer $\bar{\nu}_e$ signal.
- (d) For the IMO, Dirac neutrinos, and the φ_2 -model, the neutronization-burst neutrinos exit the supernova as ν_2 's. The ν_2 decays into visible and invisible $\bar{\nu}_3$. The ν_e signal on the Earth is suppressed due to the decay, and one anticipates a small $-|U_{e3}|^2 \ll 1$ - softer $\bar{\nu}_e$ signal.
- (e) For the NMO, Majorana neutrinos, and the model of interest here (Eq. (II.5)), the neutronization-burst neutrinos exit the supernova as ν_3 's. The ν_3 decays into visible ν_1 and $\bar{\nu}_1$ with different, softer spectra. Since $|U_{e3}|^2 \ll |U_{e1}|^2$, one may run into an excess of both ν_e and $\bar{\nu}_e$ at Earth-bound detectors.
- (f) For the IMO, Majorana neutrinos, and the model of interest here (Eq. (II.5)), the neutronization-burst neutrinos exit the supernova as ν_2 's. The ν_2 decays into visible ν_3 and $\bar{\nu}_3$ with different, softer spectra. Since $|U_{e3}|^2 \ll |U_{e1}|^2$, one expected a reduced number of ν_e and $\bar{\nu}_e$ at Earth-bound detectors.

Note that, in general, we expect qualitatively different behaviors for the Dirac and Majorana decaying-neutrino scenarios.

For the original ν_x spectrum, the impact of neutrino decay is absent for any mass-ordering since, in the regime of interest here, these always exit the supernova as a mixture of the lighter – assumed to be stable – mass eigenstates. For anti-neutrinos, the situation is reversed. An antineutrino born as a $\bar{\nu}_e$ during the neutronization burst will exit the supernova as the lightest antineutrino while half of the $\bar{\nu}_x$ -born population will exit the supernova as the heaviest antineutrino and can hence subsequently decay into $\bar{\nu}_1$ ($\bar{\nu}_3$) for the NMO (IMO).

We proceed to discuss more quantitatively the impact of neutrino decay in the measurement of neutrinos from the neutronization burst of the next galactic supernova assuming both the Deep Underground Neutrino Experiment (DUNE) and Hyper-KamiokaNDE (HK) are operational at the time of the momentous event. We first provide the relevant assumptions regarding our detection simulations.

V. SIMULATION DETAILS

We are interested in the future, very large neutrino detectors DUNE and HK, expected to come online in the middle of the next decade. The expected number of supernova neutrino events per unit time t and unit reconstructed energy E^r at any detector is

$$\frac{d^2N(E^r, t)}{dt dE^r} = \frac{N_{tg}}{4\pi R^2} \int dE^t f_{\nu_\alpha}(E^t, t) \sigma_\alpha(E^t) \epsilon(E^t, E^r), \quad (\text{V.16})$$

where f_{ν_α} is the neutrino flux at the Earth, $\sigma_\alpha(E)$ is the relevant detection cross-section, and $\epsilon(E^t, E^r)$ is an energy migration matrix that relates the true neutrino energy E^t to the reconstructed one. N_{tg} is the number of targets for the experiment. We have assumed 40 ktons of liquid argon for DUNE and two water tanks of 187 ktons each for HK. R is the distance to the supernova. Unless otherwise noted, we have organized all simulated data into a 2-dimensional array of bins in energy and time. For the energy, we have considered a bin width of at least two times the detector energy resolution. For the time evolution are used 5 bins that account for the first 25 ms of the neutronization burst.

We have focused only on the dominant processes associated to the detection of supernova neutrinos at the two next-generation experiments, described in more detail in what follows. DUNE is a liquid argon-based experiment [44], and we only consider the DUNE far detector given it will to be much larger than the near detector. For the energies relevant to supernova neutrinos, DUNE is most sensitive to the ν_e component of the flux [83], measured via the charged-current process



The neutrino absorption by ${}^{40}\text{Ar}$ creates an electron and an excited nucleus of potassium (${}^{40}\text{K}^*$) that will de-excite, producing a cascade of photons. The overall signal is characterized by a final state with several low-energy electromagnetic tracks. In order to properly account for all of these, we make use of MARLEY [84], a Montecarlo event generator that simulates ν_e interactions in Argon for energies less than 50 MeV. We use the simulated events to construct the energy migration matrix $\epsilon(E^t, E^r)$.

Liquid Argon experiments have proven the capability to observe electrons and photons in the MeV scale [85]. For DUNE, we have assumed a minimum distance of 1.5 cm traveled by the electron in order to be detected; such distance translates into an energy threshold for the electron of 2 MeV. For photons, the dominant interaction at those energies is Compton scattering and photons are observed as isolated blips near the electron track. We impose the same energy cut in energy as the one for electrons. The reconstructed neutrino energy is the sum of the reconstructed energies for all the final state particles, in our case electron and photons since the remaining recoiling nucleus cannot be observed. The interaction process proceed with an energy threshold of 4 MeV, which we consider as threshold for the reconstructed neutrino energy. The finite energy resolution of the detector introduces an error in the reconstruction of the neutrino energy. Assuming the same precision as shown in previous Liquid Argon experiments [86], we have included the energy resolution via Montecarlo integration. The energy resolution increases as $\sigma_E = 0.11\sqrt{E/\text{MeV}} + 0.2(E/\text{MeV})$, and corresponds to 5% for $E \sim 10$ MeV. The time resolution for DUNE is expected to be of the order of ~ 10 nsec [83]. Since our simulated events are organized into time-bins of 5 ms, timing-resolution effects are irrelevant.

HK is a water Cherenkov detector. At the MeV scale, the main detection channel is inverse beta decay (IBD) (Eq. (V.18)), so HK is mainly sensitive to the electron-antineutrino component of the supernova neutrino flux:

$$\bar{\nu}_e + p \rightarrow e^+ + n \quad (\text{V.18})$$

For the cross-section of IBD, we have used the results of the analytical calculation reported in Ref. [87], expected to be valid for neutrino energies in the MeV to GeV range. Finally, we have assumed the energy resolution of HK to be the same as that of Super-Kamiokande [73].[‡] Considering $\sigma_E = 0.6\sqrt{E/\text{MeV}}$, for an energy of 10 MeV, the energy resolution is of the order of 20%. Note that for HK we are assuming a larger energy resolution which is translated into a larger size of the energy bins. We have considered a threshold of 3 MeV in the energy measured, which is imposed by the detector capabilities to observe neutrinos [73]. To correlate the neutrino energy with the energy reconstructed by the detector, we made a Montecarlo integration assuming a Gaussian distribution of the energies measured by the detector, where every event is weighted by the differential cross-section [87]. The time resolution for HK is of order 5 nsec [73], negligible compared to our 5 ms time-bins.

In addition to IBD, the neutrino–electron scattering channel also contributes to the detection of SN neutrinos in HK. Given the large size of the detector, one can expect ~ 23 (55) events for NMO (IMO) in one tank, for a SN occurring at 10 kpc. This channel can, in principle, make it possible to observe the neutronization peak, if proper background subtraction can be made. However, the neutrino–electron scattering channel is sensitive to neutrinos of all flavors. Due to the difficulties in disentangling the $\nu_e e$ scattering from the other neutrino flavors as well as the IBD events, we consider only the IBD channel for HK. The identification of the background via the neutron tagging by adding Gadolinium requires a more dedicated analysis, something that we will consider in future extensions of this work.

We make use of a χ^2 analysis in order to compare different hypotheses and address different physics questions. We assume a Gaussian distribution for the χ^2 . For concreteness, the $\Delta\chi^2$ for a set of values of the parameters gives us the significance over the test hypothesis. We bin our simulated events in energy and time, as discussed above, and marginalized over the different nuisance parameters in order to account for different systematic and statistical effects. For the remainder of this manuscript, unless otherwise noted, we assume that the overall normalization of the supernova neutrino flux is known at the 40% level (one sigma). For the neutrino mixing parameters, we use the results of the global fit reported by the NuFit collaboration [81], and marginalize over the reported uncertainties for the relevant mixing parameters – θ_{12} and θ_{13} .

VI. IMPACT OF NEUTRINO DECAY AT DUNE AND HYPER-KAMIOKANDE

In this section, we explore some of the consequences of the neutrino decay hypothesis to future data from DUNE and HK. For concreteness, we concentrate on the hypothesis that the neutrinos are Dirac fermions and only the heaviest neutrino decays to the lightest neutrino. Therefore, in the NMO (IMO), the ν_3 (ν_2) decays to ν_1 (ν_3), similarly for antineutrinos. We will also concentrate on the φ_0 -model with $g_{ij} = g_{ji}$. Since we are assuming that DUNE is only sensitive to the ν_e -component of the neutronization-burst neutrinos on Earth and HK is only sensitive to the $\bar{\nu}_e$ -component, DUNE is expected to play a more significant role. It is clear from earlier discussions that the roles of the two detectors would be reversed in the φ_2 -model. Certain aspects of the hypothesis where the neutrinos are Majorana

[‡] All of the results associated to HK also apply to Super-Kamiokande, currently taking data, once one takes into account the fact that HK is expected to be an order of magnitude larger than Super-Kamiokande.

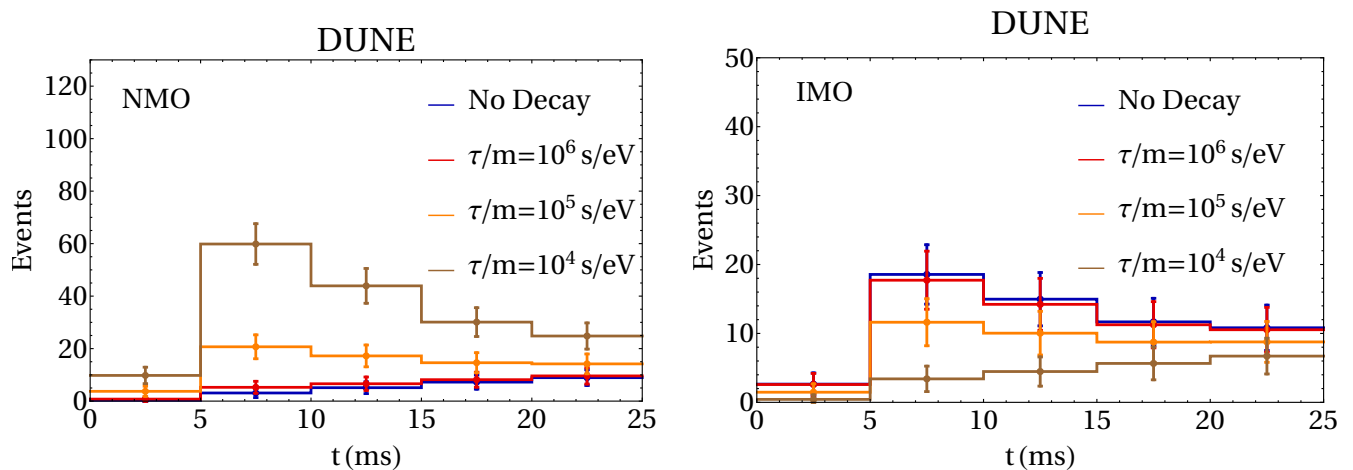


FIG. 3: Expected event rates as a function of time in DUNE (40 ktons of liquid argon), for different values of the lifetime of the heaviest neutrino mass eigenstate, for the NMO (left) and the IMO (right), for a supernova explosion 10 kpc away. We include all events that deposit at least 4 MeV of reconstructed energy in the detector. The values of the neutrino oscillation parameters are the best-fit ones tabulated in [81]. The neutrinos are assumed to be Dirac fermions and the neutrino decay is described by Eq. (II.1).

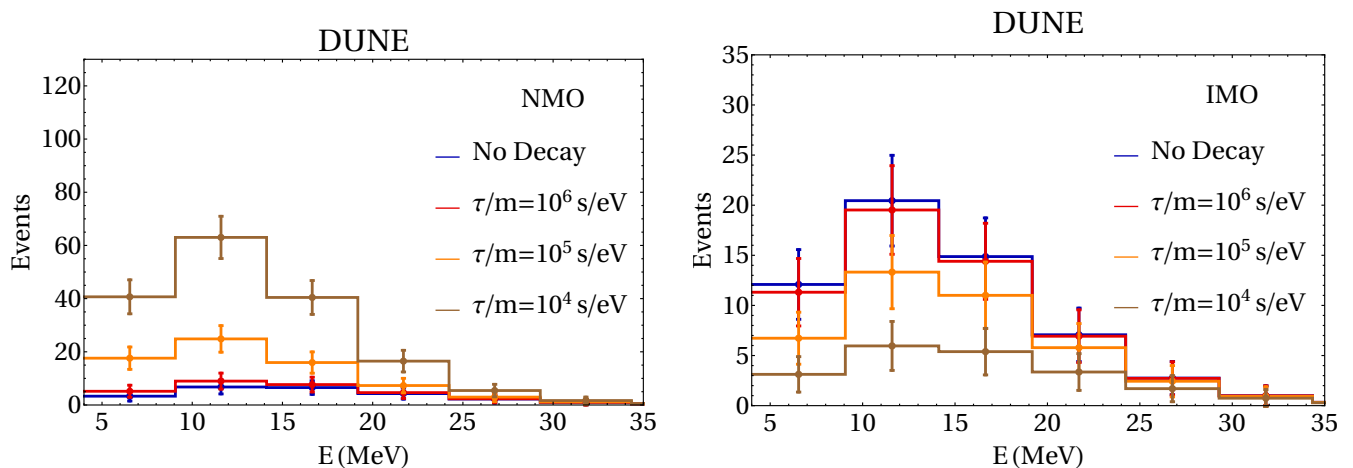


FIG. 4: Expected event rates as a function of energy in DUNE (40 ktons of liquid argon), for different values of the lifetime of the heaviest neutrino mass eigenstate, for the NMO (left) and the IMO (right), for a supernova explosion 10 kpc away. We include all events that arrive during the neutronization-burst (first 25 ms). The values of the neutrino oscillation parameters are the best-fit ones tabulated in [81]. The neutrinos are assumed to be Dirac fermions and the neutrino decay is described by Eq. (II.1).

fermions – Eq. (II.5) – were explored earlier in the literature [25]. We return to the Majorana fermion versus Dirac fermion discussion later.

Assuming a supernova explosion 10 kpc away, Fig. 3 depicts the expected number of events of all reconstructed neutrino energies at DUNE, divided into bins of 5 ms, for both neutrino mass orderings and for different values of the lifetime-to-mass ratio τ/m of the heaviest neutrino. For the IMO (right panel of Fig. 3), the neutronization-burst peak at 10 ms after bounce is visible for very long-lived neutrinos, while there is no peak for the NMO (left panel of Fig. 3). For shorter neutrino lifetimes, for the NMO, a peak develops and becomes quite pronounced due to the presence of the easier-to-detect ν_1 daughters. The situation is reversed for the IMO: for shorter neutrino lifetimes, the neutrino decay erases the neutronization-burst peak.

Assuming a supernova explosion 10 kpc away, Fig. 4 depicts the number of events observed inside the first 25 ms time-window in bins of reconstructed neutrino energy for the NMO (left panel), and the IMO (right panel). The same pattern described in the previous paragraph is observed. The ν_e spectrum for the IMO is suppressed as the decay rate increases, while that of the NMO is enhanced. The neutrino energy spectrum softens slightly as the lifetime decreases.

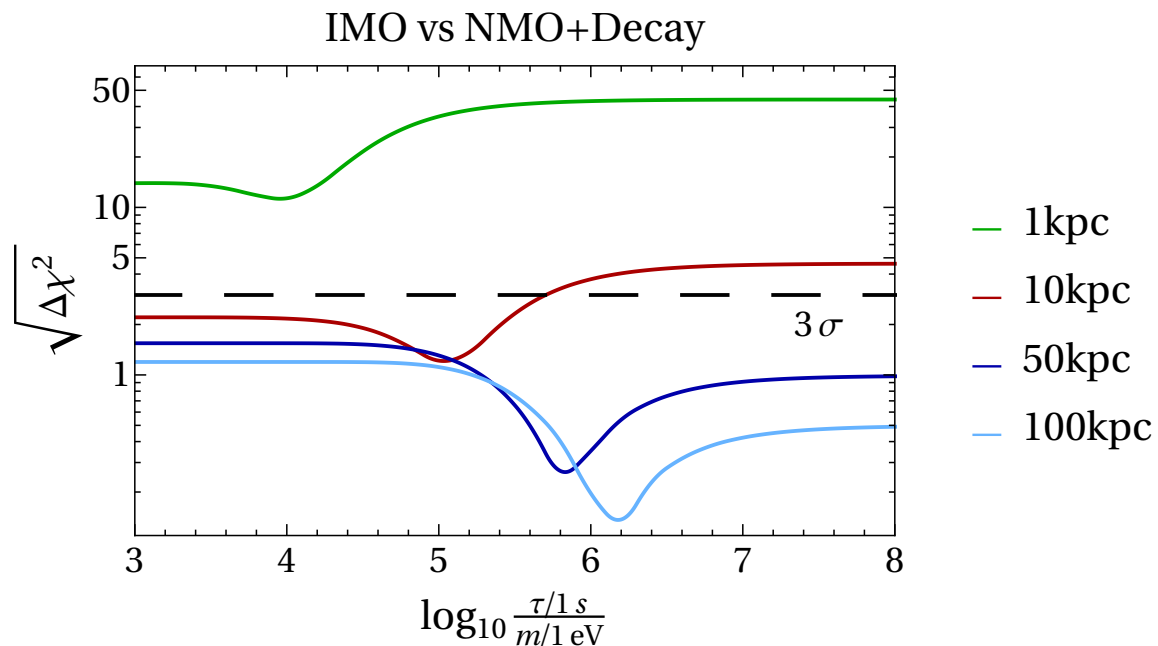


FIG. 5: $\sqrt{\Delta\chi^2}$ as a function of the hypothetical ν_3 lifetime-over-mass, obtained when comparing simulated DUNE data consistent with the IMO and effectively stable neutrinos with the hypothesis that the neutrino mass ordering is normal and the ν_3 lifetime is finite, for different distances between the Earth and the supernova explosion. Data are binned in both time and energy, as described in the text. We assume a 40% uncertainty in the overall neutrino flux, and marginalize over the neutrino oscillation parameters (except for the mass ordering). The values of the neutrino oscillation parameters – best-fit values and uncertainties – are tabulated in [81]. The neutrinos are assumed to be Dirac fermions and the neutrino decay is described by Eq. (II.1).

The effect is not very pronounced because the visible daughter-neutrino energy distribution (linearly) peaks at the parent energy, see Eq. (II.3) ($\langle E_{\text{daughter}} \rangle = (2/3)E_{\text{parent}}$).

A. Normal versus Inverted Mass Ordering

The past discussion reveals that, qualitatively, a normal neutrino mass ordering can be mimicked by an inverted one if one allows the neutrinos to decay, and vice-versa. We next address this issue more quantitatively by simulating DUNE data consistent with the IMO and attempting to fit the data with a NMO while allowing the heavier neutrino to decay, as described above. The results of this exercise are depicted in Fig. 5, which displays $\sqrt{\Delta\chi^2}$ as a function of the ν_3 lifetime-over-mass for different supernova–Earth distances. For explosions that are very far away – over 50 kpc – the two mass-orderings are indistinguishable at the two-sigma level regardless of the ν_3 lifetime. This is related to the simple fact that there is not enough statistics to distinguish one mass-ordering from the other at DUNE. For explosions that are very nearby – say, 1 kpc – it is not possible to mimic the IMO with the NMO plus a finite lifetime for ν_3 . This is a reflection of the fact that the energy spectrum (and, to a lesser extent, time) is distorted enough by the neutrino decay that the two hypothesis are distinguishable given enough statistics. At intermediate distances – e.g., 10 kpc – it is possible to mimic an IMO with a NMO plus a finite lifetime of ν_3 if the lifetime is chosen judiciously. Fig. 5 reveals that the five-sigma distinction between the IMO and the NMO is reduced to under two-sigma if, in the NMO, the ν_3 is allowed to decay into a ν_1 plus a massless scalar with $\tau_3/m_3 \sim 10^5$ s/eV. The shape of the different curves in Fig. 5 is easy to understand. The value of τ_3/m_3 for which decay effects are most interesting depends on the distance to the supernova. The positions of the minima in Fig. 5 follow Eq. (II.8).

B. Constraining the ν_h Lifetime

When the neutrinos from the next galactic supernova arrive at DUNE and HK, it is possible that the neutrino mass ordering will be known. In this case, one can use the supernova neutrino data to constrain the neutrino lifetime.

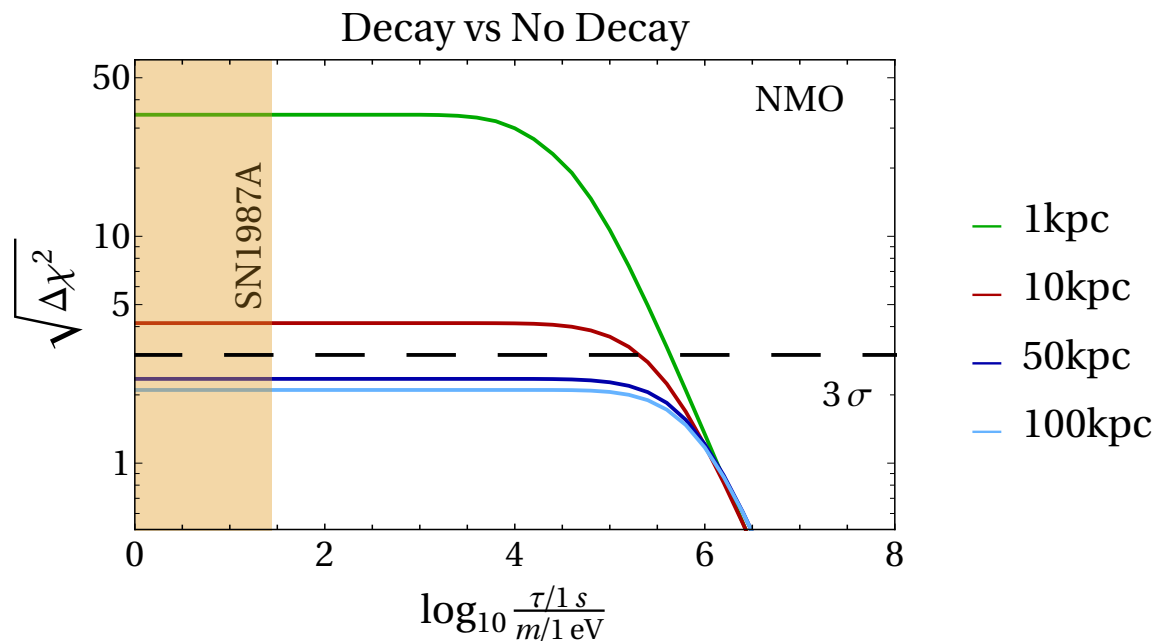


FIG. 6: $\sqrt{\Delta\chi^2}$ as a function of the hypothetical ν_3 lifetime-over-mass, obtained when comparing simulated DUNE data consistent with effectively stable neutrinos with the hypothesis that the ν_3 lifetime is finite, for different distances between the Earth and the supernova explosion. The neutrino mass ordering is assumed to be normal and known. Data are binned in both time and energy, as described in the text. We assume a 40% uncertainty in the overall neutrino flux, and marginalize over the neutrino oscillation parameters (except for the mass ordering). The values of the neutrino oscillation parameters – best-fit values and uncertainties – are tabulated in [81]. The neutrinos are assumed to be Dirac fermions and the neutrino decay is described by Eq. (II.1). The colored shaded region is excluded by supernova cooling bounds using data from SN1987A observations [49, 50].

Assuming the mass ordering is known to be normal, currently favored at the three sigma level by the neutrino oscillation data [81], Fig. 6 depicts $\sqrt{\Delta\chi^2}$ as a function of τ_3/m_3 assuming DUNE observed events from a supernova explosion at different distances and that the neutrino lifetime is infinitely long. For supernova explosions very far away, DUNE cannot distinguish a very long-lived ν_3 from a very short-lived one due to the lack of statistics. For near-enough explosions, DUNE can rule out, at the three-sigma level, lifetimes shorter than $\sim 3 \times 10^5$ s/eV. This sensitivity is vastly superior to current bounds from long-baseline and solar neutrino data, as anticipated.

It is easy to understand the behavior of the various curves in Fig. 6. For small enough values of τ/m , $\sqrt{\Delta\chi^2}$ does not depend on it because the decays are too fast. On the other hand, for large values of τ/m , we expect relative deviations of the number of expected neutronization-burst neutrinos, relative to infinitely long lifetimes, to vary proportional to $Lm/E\tau$. This behavior is readily observed for different values of L in Fig. 6, keeping in mind that the energies of interest are approximately the same. The L -dependent change in behavior follows Eq. (II.8). For large τ/m , the sensitivity – very small – is mostly independent on L . The reason for this is as follows. The total number of events is proportional to $(1/L)^2$ while, as highlighted above, the relative change in the number of events is proportional to L . Hence, the absolute change in the number of events – decay hypothesis versus stable hypothesis – decreases like $1/L$. On the other hand, the statistical uncertainty of the “data” decreases like $\sqrt{(1/L^2)}$. The statistical power to discriminate one hypothesis from the other is proportional to $(1/L)/(1/L)$ and hence L -independent.

Fig. 6 reveals that if a supernova explodes 10 kpc away, DUNE data will be able to clearly distinguish short-lived ν_3 ($\tau_3/m_3 \ll 10^5$ s/eV) from a long-lived one ($\tau_3/m_3 \gg 10^5$ s/eV). If the ν_3 lifetime happens to be $\tau_3/m_3 \sim 10^5$ s/eV, the energy and time distribution of the neutrinos from the neutronization burst are capable of providing more detailed information about τ_3/m_3 . The solid, blue line in Fig. 9 depicts $\sqrt{\Delta\chi^2}$ as a function of τ_3/m_3 , obtained by analyzing data at DUNE consistent with $\tau_3/m = 10^5$ s/eV (explosion 10 kpc away), assuming the mass ordering is known to be normal. At the two-sigma level, DUNE can establish that τ_3/m_3 is neither very short nor very long and it can measure $\tau_3/m_3 = (1.0_{-0.4}^{+0.6}) \times 10^5$ s/eV (one sigma).

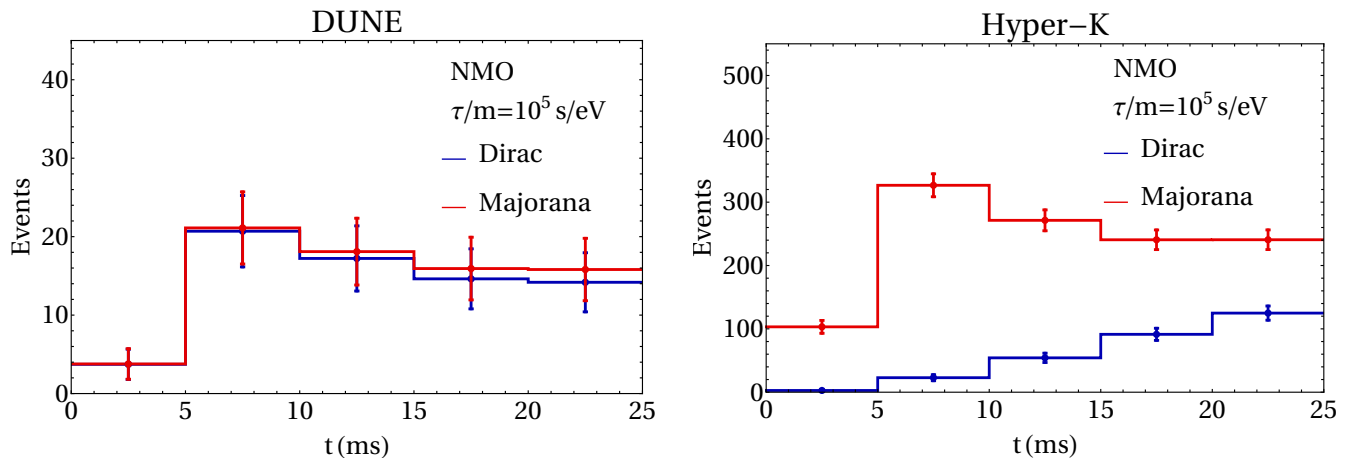


FIG. 7: Expected event rates from a supernova explosion 10 kpc away as a function of time in DUNE (left, 40 kttons of liquid argon) and HK (right, 374 kttons of water), for decaying Dirac (blue) and Majorana ν_3 (red), for $\tau_3/m_3 = 10^5$ s/eV. We include all events that deposit at least 4 MeV (3 MeV) of reconstructed energy in DUNE (HK). The values of the neutrino oscillation parameters are the best-fit ones tabulated in [81] and the mass ordering is normal. Dirac neutrino decay is described by Eq. (II.1) while Majorana neutrino decay is described by Eq. (II.5).

C. Dirac versus Majorana: DUNE & Hyper-Kamiokande

If the neutrinos decay, the neutronization burst may also prove to be an excellent laboratory for testing the nature – Majorana versus Dirac – of the neutrino. As discussed in Sec II, the decays of Majorana and Dirac neutrinos are qualitatively different if the daughter neutrino can be subsequently measured. For example, if the neutrinos are Dirac fermions and neutrino decay is governed by Eq. (II.1) (φ_0 scenario) neutrinos decay into visible or invisible neutrinos while antineutrinos decay into visible or invisible antineutrinos. On the other hand, Majorana neutrinos, assuming the decay is governed by Eq. (II.5), if produced in charged-current processes absorbing negatively-charged leptons, will decay, half of the time into “neutrinos” and half of the time into “antineutrinos.” In this case, all daughter fermions are visible.

The qualitative consequences of decaying neutrinos from the neutronization-burst of a supernova explosion were spelled out in Sec. IV. Since we are assuming that DUNE is, at leading order, sensitive to the ν_e population on the Earth while HK is sensitive to the $\bar{\nu}_e$ population, the neutrino decay hypothesis will impact only DUNE data if the neutrinos are Dirac fermions, while expectations at HK are expected to be qualitative different if the decaying neutrinos are Majorana fermions. This is illustrated in Figures 7 and 8.

Fig. 7 depicts the expected number of events of all neutrino energies at DUNE (left) and HK (right), for a supernova exploding 10 kpc away, the NMO, and $\tau_3/m_3 = 10^5$ s/eV, assuming Dirac neutrinos (and Eq. (II.1) together with $g_{ij} = g_{ji}$) or Majorana neutrinos (and Eq. (II.5)). The data are virtually the same for the two hypothesis at DUNE,[§] but the situation is qualitatively different at HK. If the neutrinos are Majorana fermions, half of the time, the $\nu_3 \rightarrow \bar{\nu}_1 + \varphi$. The daughter $\bar{\nu}_1$ behave, $|U_{e1}|^2$ of the time, as $\bar{\nu}_e$ and hence lead to a large signal at HK.

The same behavior is observed in Fig. 8, which depicts the energy spectrum of the neutrinos arriving in the first 25 ms at DUNE (left) and HK (right), for a supernova exploding 10 kpc away, the NMO, and $\tau_3/m_3 = 10^5$ s/eV, assuming Dirac neutrinos (and Eq. (II.1)) or Majorana neutrinos (and Eq. (II.5)). While the “wrong-helicity” (“antineutrino”) population has a markedly softer energy spectrum, as discussed earlier, it still leads to a significant excess of events in HK.

We simulated data at DUNE and HK consistent with a supernova explosion 10 kpc away assuming the neutrino mass ordering is known to be normal and that ν_3 is a decaying Dirac fermion with $\tau_3/m_3 = 10^5$ s/eV. We analyze subsets of the data under different hypotheses regarding the nature of the neutrinos – decaying Majorana or Dirac ν_3 – and display our results in Fig. 9. As hinted in Figs. 7 and 8, DUNE data alone (blue lines) cannot distinguish Dirac (solid line) from Majorana (dashed line) neutrinos. HK data alone (red lines), on the other hand, does a slightly

[§] The slight excess of ν_e events at DUNE is due to the decay of the “antineutrinos:” $\bar{\nu}_3 \rightarrow \nu_1 + \varphi$, keeping in mind that we are assuming $g_{13} = g_{31}$ in the Dirac φ_0 -model, so half of the daughters of the Dirac ν_3 decay have the “wrong” helicity and are therefore invisible.

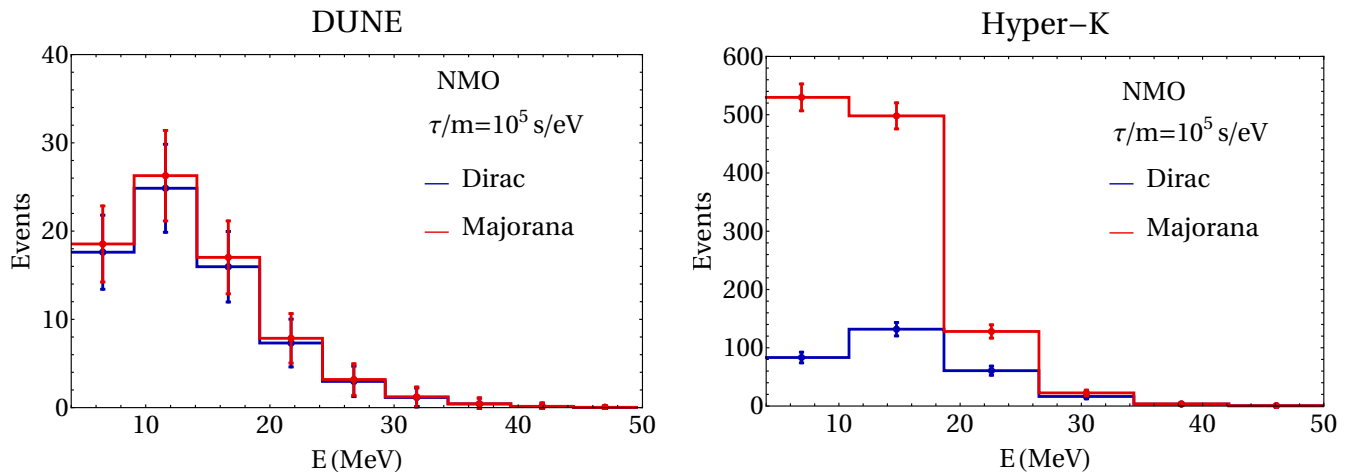


FIG. 8: Expected event rates from a supernova explosion 10 kpc away as a function of energy in DUNE (left, 40 ktons of liquid argon) and HK (right, 374 ktons of water), for decaying Dirac (blue) and Majorana ν_3 (red), for $\tau_3/m_3 = 10^5$ s/eV. We include all events that arrive during the neutronization-burst (first 25 ms). The horizontal scales do not start at $E = 0$, reflecting the energy thresholds for the experiments. The values of the neutrino oscillation parameters are the best-fit ones tabulated in [81] and the mass ordering is normal. Dirac neutrino decay is described by Eq. (II.1) while Majorana neutrino decay is described by Eq. (II.5).

better job but can only distinguish a decaying Dirac (solid line) ν_3 from a very long-lived Majorana (dashed line) one at the one sigma level. The solid red line reveals that HK does not have enough sensitivity to distinguish a decaying Dirac neutrino from a stable one. It does, however, have the same capability to distinguish a fast-decaying Dirac ν_3 from one with $\tau_3/m_3 = 10^5$ s/eV as DUNE. The reason is that, in spite of the fact that HK does not see the dominant neutrinos from the deleptonization process, it is large enough to see a very healthy sample of antineutrinos born as $\bar{\nu}_e$ and $\bar{\nu}_x$, even if one restricts the analysis only to the neutronization-burst period (see Figs. 7 and 8.).

The combination of DUNE and HK data leads to sensitivity that dwarfs that of each individual data set; the two detectors complement one another very well. The results of combined DUNE and HK data are depicted in Fig. 9 (black lines). Since the production mechanism responsible for the ν_e population and that of $\nu_x, \bar{\nu}_e, \bar{\nu}_x$ are qualitatively different during the neutronization-burst – ν_e come predominantly from $e^- + p \rightarrow \nu_e + n$ while the other species come from so-called thermal processes – we marginalize over independent normalization uncertainties – 40% each – for DUNE and HK in order to be as conservative as possible. If we assign identical normalization factors to the two data sets, the sensitivity is enhanced by a couple of units of $\sqrt{\Delta\chi^2}$. In this case, combined data from DUNE and HK can distinguish the decaying Dirac ν_3 from a Majorana ν_3 at the five sigma level. Furthermore, combined DUNE and HK data can distinguish a fast-decaying ν_3 from one with $\tau_3/m_3 = 10^5$ s/eV at around the four sigma level.

In the case of HK and the Majorana neutrino hypothesis, Fig. 9 reveals a shallow minimum for $\tau_3/m_3 \sim 10^7$ s/eV. This is qualitatively easy to understand. For smaller values of τ_3/m_3 , the expected number of events at HK is way too large and hence the disagreement with the simulated data – Dirac neutrinos and $\tau_3/m_3 \sim 10^5$ s/eV – is strong, as depicted in Figs. 7 and 8. The data are also modestly inconsistent with a stable ν_3 , as one can see clearly in Fig. 9. The reason is that, for Dirac neutrinos and $\tau_3/m_3 \sim 10^5$ s/eV, the expected number of events at HK is larger than what one get when ν_3 is stable. When $\tau_3/m_3 \sim 10^7$ s/eV and the neutrinos are Majorana fermions, a tiny fraction of $\nu_3 \rightarrow \bar{\nu}_1 + \varphi$. Since the primordial ν_e flux is much larger than that of $\nu_x, \bar{\nu}_e, \bar{\nu}_x$ this leads to significant enhancement of the $\bar{\nu}_e$ -flux at HK and hence a slightly better fit. The quality of the fit is not excellent because the energy spectra are distorted enough for the data to “notice,” see Fig. 8. This result implies that HK, given its huge size, is sensitive to $\tau_3/m_3 \lesssim 10^7$ s/eV if the neutrinos are Majorana or if one is interested in the Dirac φ_2 -model (Eq. II.4). We have checked this quantitatively and find this is indeed the case.

VII. CONCLUDING REMARKS

We investigated the impact of neutrino decays on the neutronization-burst flux from a supernova. The neutronization-burst flux is less sensitive to the effects of collective oscillations due to the large asymmetry between the rate of ν_e relative to that of $\bar{\nu}_e$ and hence the reliability of the particle physics information one can extract from it is more robust. Concretely, we considered a model where the heavier neutrino decays into the lightest neutrino and a

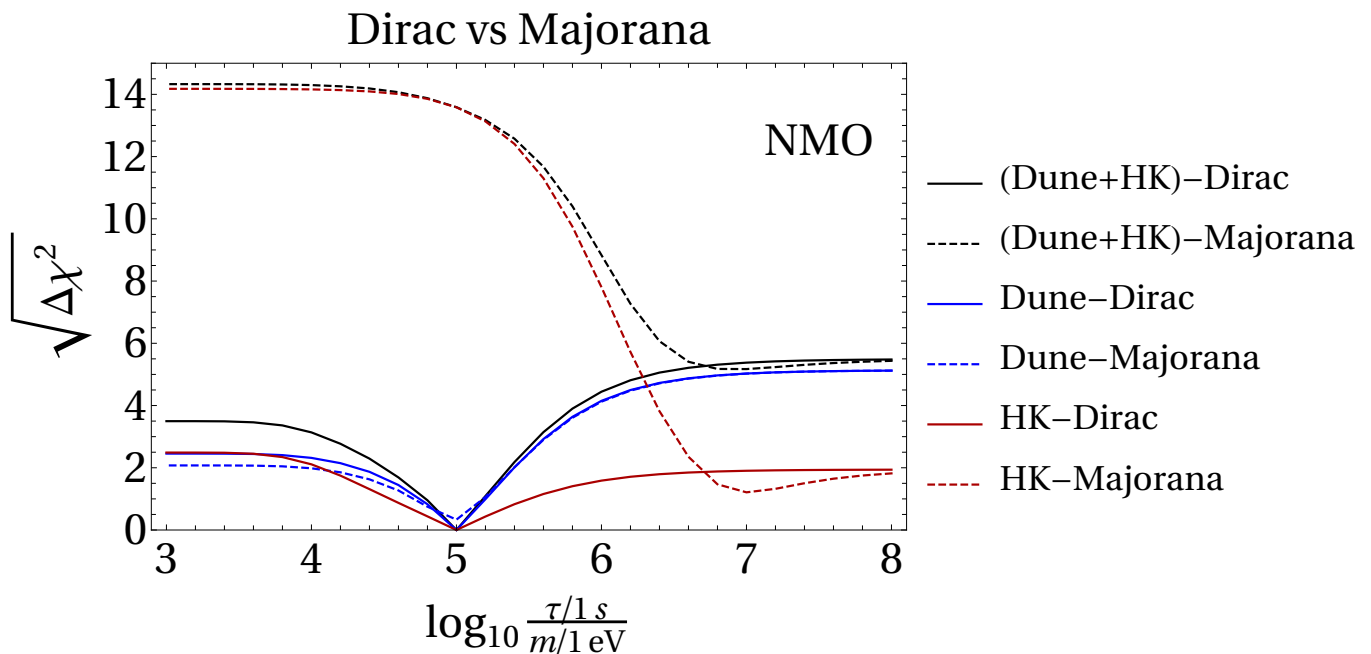


FIG. 9: $\sqrt{\Delta\chi^2}$ as a function of the hypothetical ν_3 lifetime-over-mass, obtained when comparing simulated DUNE or HK data consistent with a decaying Dirac ν_3 from a supernova explosion 10 kpc away, for $\tau_3/m_3 = 10^5$ s/eV, with different hypothesis regarding the ν_3 lifetime and the nature of the neutrinos. The neutrino mass ordering is assumed to be normal and known. Data are binned in both time and energy, as described in the text. We assume a 40% uncertainty in the overall neutrino flux – independent at DUNE and HK – and marginalize over the neutrino oscillation parameters (except for the mass ordering). The values of the neutrino oscillation parameters – best-fit values and uncertainties – are tabulated in [81]. Dirac neutrino decay is described by Eq. (II.1) while Majorana neutrino decay is described by Eq. (II.5).

scalar. In our calculations, we discarded effects related to the masses of the daughter neutrino and scalar. Using the neutronization flux of a $25 M_\odot$ progenitor, provided by large scale hydrodynamical simulations, we have demonstrated the potential impact in the detected flux of supernova neutrinos in the proposed DUNE and HK detectors, which are expected to be ready by the middle of the next decade.

Qualitatively, it is straight forward to check that a galactic SN at 10kpc is sensitive to lifetimes $\tau/m \lesssim 10^6$ s/eV and is specially sensitive to $\tau/m \sim 10^5$ s/eV. There are three distinct effects of the neutrino decay. (i) the overall number of “visible” neutrinos can change. This depends on the physics responsible for the neutrino decay. Dirac neutrinos may decay some of the time into right-handed neutrinos – effectively undetectable – and some of the time into left-handed daughters – these can scatter via the charged-current weak interactions with non-zero rates. In a qualitatively distinct scenario, Dirac neutrinos decay some of the time into right-handed antineutrinos (visible) and some of the time into left-handed antineutrinos (invisible). Majorana neutrinos, instead, decay half of the time into “neutrinos” and half of the time into “antineutrinos,” all of them detectable via charged-current interactions. (ii) the total neutrino energy spectrum softens since one parent neutrino decays into one daughter neutrino with energy that is necessarily smaller than or equal to that of the parent. This effect is more or less pronounced depending on whether there is a “mismatch” between the helicities of the parent and daughter neutrinos in the laboratory frame. (iii) the flavor-contents of the different neutrino mass eigenstates are distinct. In particular, ν_3 has a very small ν_e -component – i.e., $|U_{e3}|^2$ is very small – while ν_1 has a large ν_e -component. This means that if one is interested in a $\nu_3 \rightarrow \nu_1$ decay – which we encounter in the NMO – and the detection signal is largest for electron-type neutrinos or antineutrinos, the daughter neutrinos may be much more accessible than the parent neutrinos. The situation is reversed if one is interested in a $\nu_2 \rightarrow \nu_3$ decay – which we encounter in the IMO.

We highlighted a few different consequences of the decaying neutrino hypothesis associated to the measurement of the neutronization-burst neutrinos at DUNE and HK. If the neutrino mass ordering is not known, one mass ordering can be “mimicked” by the other mass ordering if one allows for the possibility that the heaviest neutrino decays. Results of a concrete hypothesis-test are depicted in Fig. 5. Depending on how far away is the supernova explosion, this mass-ordering-confusion may prevent one from determining the neutrino mass-ordering using only the measurements of the supernova neutronization-burst neutrino flux. Note that resonant spin-flavor conversions of neutrinos related to a non-zero neutrino magnetic moment can also cause $\nu_e \rightarrow \bar{\nu}_e$ conversions in the IMO, thereby

resulting in a vanishing neutronization peak. This scenario, however, requires very strong magnetic fields inside the SN $\sim \mathcal{O}(10^{10})$ G or larger [88, 89].

On the other hand, if the neutrino mass-ordering is known, measurements of the supernova neutronization-burst neutrino flux allow one to constrain the neutrino lifetime. If data at DUNE are consistent with stable neutrinos, Fig. 6 reveals that, for a specific model (Dirac neutrinos, φ_0 -scenario), τ/m values less than 10^5 s/eV can be safely ruled out if the supernova explosion is not too far away. This sensitivity is far superior to that of solar-system-bound oscillation experiments, by many orders of magnitude (10^{-3} s/eV versus 10^5 s/eV). In other scenarios (e.g., Dirac neutrinos and the φ_2 -scenario or Majorana neutrinos), introduced here but not explored in great detail in the preceding sections, HK is expected to provide most of the sensitivity. Improvements in the background identification in HK by neutron tagging, which will make it sensitive to the Dirac φ_0 -scenario, will be considered in future extensions of the work. We have computed the equivalent of Fig. 6 assuming the neutrinos are Majorana fermions and concentrating on HK data. We find that, for a SN 10 kpc away, HK can rule out τ/m values less than 10^7 s/eV, which corresponds to a coupling $|g| \gtrsim 2.3 \times 10^{-10}$.

Stronger bounds than the sensitivities discussed here can be extracted from the properties of the cosmic neutrino background, indirectly constrained by cosmic surveys of different types. Precise measurements of the cosmic microwave background from Planck 2015 constrain the neutrino free-streaming length and hence limit the strength of neutrino-neutrino interactions, including those mediated by the light scalars φ introduced here. These constraints can be translated into very strong constraints on the neutrino lifetime $\tau_\nu > 4 \times 10^8 \text{ s } (m_\nu/0.05 \text{ eV})^3$ for SM neutrinos decaying into lighter neutrinos and dark radiation [90]. These and other cosmological bounds, however, are indirect probes of neutrino decay. We advocate that such bounds are qualitatively distinct and that more direct bounds from “terrestrial” experiments complement the more indirect results from cosmic surveys.

We emphasized the fact that decaying Majorana and Dirac neutrinos are qualitatively different and potentially easy to distinguish. Qualitatively, the most relevant feature is that, in general, Dirac neutrinos decay either into neutrinos or antineutrinos while Majorana neutrinos decay into both neutrinos and antineutrinos. We showed that, by combining data from DUNE (sensitive to ν_e) and HK (sensitive to $\bar{\nu}_e$) one should be able to distinguish a decaying Dirac neutrino from a Majorana one. The results of a concrete exercise are depicted in Fig. 9. The complementarity of the two next-generation experiment is quite apparent. We re-emphasize, however, that it is always possible to concoct different models where one cannot distinguish Majorana from Dirac decaying neutrinos, as we discuss in some detail in Sec. III C.

We restricted most of our discussion to one of the models introduced in Sec. II, the φ_0 -model, with $g_{ij} = g_{ji}$, described in Eq. (II.1). Many of the results discussed here would also apply in the φ_2 -model and in the case where neutrinos are Majorana fermions. In these other scenarios, however, the relative role of DUNE and HK data may be quite distinct. While we concentrated on the decay of neutrinos into other neutrinos and a new scalar particle, there are many other possibilities. In the absence of no new light degrees of freedom the neutrino three-body decays ($\nu_h \rightarrow \nu_l \bar{\nu}'_l \nu''_l$) could lead to some of the same effects discussed here. We plan to return to these decay modes in future work. More very large neutrino experiments, other than DUNE and HK, are expected to be on-line in the latter half of the next decade, including IceCube (ice), KM3Net (salt water), JUNO (liquid scintillator), etc. We did not consider the impact of their data in our many analyses. For example, the large volume and the time resolution of IceCube [91] have been already exploited in determining the rise time of the $\bar{\nu}_e$ flux during the neutronization burst. The helicity-flipping decays of heavier neutrinos during this epoch could lead to the identification of a peak at IceCube. However, the uncertainties in the background and the determination of the onset of the signal, as well as the difficulties in the reconstruction of the neutrino energy, will negatively impact the IceCube sensitivity. We plan to return to these and related issues in the future.

Acknowledgements

We would like to thank Edoardo Vitagliano for useful discussions. The work of AdG was supported in part by DOE grant #DE-SC0010143. IMS acknowledges travel support from the Colegio de Física Fundamental e Interdisciplinaria de las Américas (COFI). MS acknowledges support from the National Science Foundation, Grant PHY-1630782, and to the Heising-Simons Foundation, Grant 2017-228. Fermilab is operated by the Fermi Research Alliance, LLC under contract No. DE-AC02-07CH11359 with the United States Department of Energy.

[1] **Particle Data Group** Collaboration, M. Tanabashi *et al.*, “Review of Particle Physics”, *Phys. Rev.* **D98** (2018), no. 3, 030001.

- [2] J. N. Bahcall, N. Cabibbo, and A. Yahil, “Are neutrinos stable particles?”, *Phys. Rev. Lett.* **28** (1972) 316–318, [285(1972)].
- [3] J. Schechter and J. W. F. Valle, “Neutrino Decay and Spontaneous Violation of Lepton Number”, *Phys. Rev.* **D25** (1982) 774.
- [4] J. N. Bahcall, S. T. Petcov, S. Toshev, and J. W. F. Valle, “Tests of Neutrino Stability”, *Phys. Lett.* **B181** (1986) 369–374.
- [5] S. Nussinov, “Some Comments on Decaying Neutrinos and the Triplet Majoron Model”, *Phys. Lett.* **B185** (1987) 171–176.
- [6] J. A. Frieman, H. E. Haber, and K. Freese, “Neutrino Mixing, Decays and Supernova Sn1987a”, *Phys. Lett.* **B200** (1988) 115–121.
- [7] C. W. Kim and W. P. Lam, “Some remarks on neutrino decay via a Nambu-Goldstone boson”, *Mod. Phys. Lett.* **A5** (1990) 297–299.
- [8] S. D. Biller *et al.*, “New limits to the IR background: Bounds on radiative neutrino decay and on VMO contributions to the dark matter problem”, *Phys. Rev. Lett.* **80** (1998) 2992–2995, [arXiv:astro-ph/9802234](#).
- [9] Y. Chikashige, R. N. Mohapatra, and R. D. Peccei, “Spontaneously broken lepton number and cosmological constraints on the neutrino mass spectrum”, *Phys. Rev. Lett.* **45** Dec (1980) 1926–1929.
- [10] G. Gelmini and M. Roncadelli, “Left-handed neutrino mass scale and spontaneously broken lepton number”, *Physics Letters B* **99** (1981), no. 5, 411 – 415.
- [11] G. B. Gelmini and J. W. F. Valle, “Fast Invisible Neutrino Decays”, *Phys. Lett.* **142B** (1984) 181–187.
- [12] S. Bertolini and A. Santamaria, “The doublet majoron model and solar neutrino oscillations”, *Nuclear Physics B* **310** (1988), no. 3, 714 – 742.
- [13] A. Santamaria and J. Valle, “Spontaneous r parity violation in supersymmetry: A model for solar neutrino oscillations”, *Physics Letters B* **195** (1987), no. 3, 423 – 428.
- [14] J. F. Beacom and N. F. Bell, “Do solar neutrinos decay?”, *Phys. Rev.* **D65** (2002) 113009, [arXiv:hep-ph/0204111](#).
- [15] P. Coloma and O. L. G. Peres, “Visible neutrino decay at DUNE”, [arXiv:1705.03599](#).
- [16] A. B. Balantekin, A. de Gouvêa, and B. Kayser, “Addressing the Majorana vs. Dirac Question with Neutrino Decays”, *Phys. Lett.* **B789** (2019) 488–495, [arXiv:1808.10518](#).
- [17] L. Funcke, G. Raffelt, and E. Vitagliano, “Distinguishing Dirac and Majorana neutrinos by their gravi-majoron decays”, [arXiv:1905.01264](#).
- [18] Z. G. Berezhiani, G. Fiorentini, M. Moretti, and A. Rossi, “Fast neutrino decay and solar neutrino detectors”, *Zeitschrift für Physik C Particles and Fields* **54** Dec (1992) 581–586.
- [19] G. L. Fogli, E. Lisi, A. Marrone, and G. Scioscia, “Super-Kamiokande data and atmospheric neutrino decay”, *Phys. Rev.* **D59** (1999) 117303, [arXiv:hep-ph/9902267](#).
- [20] S. Choubey, S. Goswami, and D. Majumdar, “Status of the neutrino decay solution to the solar neutrino problem”, *Phys. Lett.* **B484** (2000) 73–78, [arXiv:hep-ph/0004193](#).
- [21] M. Lindner, T. Ohlsson, and W. Winter, “A Combined treatment of neutrino decay and neutrino oscillations”, *Nucl. Phys.* **B607** (2001) 326–354, [arXiv:hep-ph/0103170](#).
- [22] A. S. Joshipura, E. Masso, and S. Mohanty, “Constraints on decay plus oscillation solutions of the solar neutrino problem”, *Phys. Rev.* **D66** (2002) 113008, [arXiv:hep-ph/0203181](#).
- [23] A. Bandyopadhyay, S. Choubey, and S. Goswami, “Neutrino decay confronts the SNO data”, *Phys. Lett.* **B555** (2003) 33–42, [arXiv:hep-ph/0204173](#).
- [24] S. Ando, “Decaying neutrinos and implications from the supernova relic neutrino observation”, *Phys. Lett.* **B570** (2003) 11, [arXiv:hep-ph/0307169](#).
- [25] S. Ando, “Appearance of neutronization peak and decaying supernova neutrinos”, *Phys. Rev.* **D70** (2004) 033004, [arXiv:hep-ph/0405200](#).
- [26] J. F. Beacom, N. F. Bell, and S. Dodelson, “Neutrinoless universe”, *Phys. Rev. Lett.* **93** (2004) 121302, [arXiv:astro-ph/0404585](#).
- [27] J. M. Berryman, A. de Gouvêa, and D. Hernandez, “Solar Neutrinos and the Decaying Neutrino Hypothesis”, *Phys. Rev.* **D92** (2015), no. 7, 073003, [arXiv:1411.0308](#).
- [28] R. Picoreti, M. M. Guzzo, P. C. de Holanda, and O. L. G. Peres, “Neutrino Decay and Solar Neutrino Seasonal Effect”, *Phys. Lett.* **B761** (2016) 70–73, [arXiv:1506.08158](#).
- [29] J. A. Frieman, H. E. Haber, and K. Freese, “Neutrino mixing, decays and supernova 1987a”, *Physics Letters B* **200** (1988), no. 1, 115 – 121.
- [30] A. Mirizzi, D. Montanino, and P. D. Serpico, “Revisiting cosmological bounds on radiative neutrino lifetime”, *Phys. Rev.* **D76** (2007) 053007, [arXiv:0705.4667](#).
- [31] M. C. Gonzalez-Garcia and M. Maltoni, “Status of Oscillation plus Decay of Atmospheric and Long-Baseline Neutrinos”, *Phys. Lett.* **B663** (2008) 405–409, [arXiv:0802.3699](#).
- [32] M. Maltoni and W. Winter, “Testing neutrino oscillations plus decay with neutrino telescopes”, *JHEP* **07** (2008) 064, [arXiv:0803.2050](#).
- [33] P. Baerwald, M. Bustamante, and W. Winter, “Neutrino Decays over Cosmological Distances and the Implications for Neutrino Telescopes”, *JCAP* **1210** (2012) 020, [arXiv:1208.4600](#).
- [34] C. Brogini, C. Giunti, and A. Studenikin, “Electromagnetic Properties of Neutrinos”, *Adv. High Energy Phys.* **2012** (2012) 459526, [arXiv:1207.3980](#).
- [35] L. Dorame, O. G. Miranda, and J. W. F. Valle, “Invisible decays of ultra-high energy neutrinos”, *Front.in Phys.* **1** (2013)

- 25, [arXiv:1303.4891](#).
- [36] R. A. Gomes, A. L. G. Gomes, and O. L. G. Peres, “Constraints on neutrino decay lifetime using long-baseline charged and neutral current data”, *Phys. Lett.* **B740** (2015) 345–352, [arXiv:1407.5640](#).
- [37] T. Abrahão, H. Minakata, H. Nunokawa, and A. A. Quiroga, “Constraint on Neutrino Decay with Medium-Baseline Reactor Neutrino Oscillation Experiments”, *JHEP* **11** (2015) 001, [arXiv:1506.02314](#).
- [38] A. M. Gago, R. A. Gomes, A. L. G. Gomes, J. Jones-Perez, and O. L. G. Peres, “Visible neutrino decay in the light of appearance and disappearance long baseline experiments”, *JHEP* **11** (2017) 022, [arXiv:1705.03074](#).
- [39] S. Choubey, D. Dutta, and D. Pramanik, “Invisible neutrino decay in the light of NOvA and T2K data”, *JHEP* **08** (2018) 141, [arXiv:1805.01848](#).
- [40] P. F. de Salas, S. Pastor, C. A. Ternes, T. Thakore, and M. Tórtola, “Constraining the invisible neutrino decay with KM3NeT-ORCA”, *Phys. Lett.* **B789** (2019) 472–479, [arXiv:1810.10916](#).
- [41] **BOREXINO** Collaboration, G. Bellini *et al.*, “Neutrinos from the primary proton–proton fusion process in the Sun”, *Nature* **512** (2014), no. 7515, 383–386.
- [42] **SNO** Collaboration, B. Aharmim *et al.*, “Constraints on Neutrino Lifetime from the Sudbury Neutrino Observatory”, *Phys. Rev.* **D99** (2019), no. 3, 032013, [arXiv:1812.01088](#).
- [43] **JUNO** Collaboration, F. An *et al.*, “Neutrino Physics with JUNO”, *J. Phys.* **G43** (2016), no. 3, 030401, [arXiv:1507.05613](#).
- [44] **DUNE** Collaboration, R. Acciarri *et al.*, “Long-Baseline Neutrino Facility (LBNF) and Deep Underground Neutrino Experiment (DUNE)”, [arXiv:1601.05471](#).
- [45] K. Hirata, T. Kajita, M. Koshiba, M. Nakahata, Y. Oyama, N. Sato, A. Suzuki, M. Takita, Y. Totsuka, T. Kifune, T. Suda, K. Takahashi, T. Tanimori, K. Miyano, M. Yamada, E. W. Beier, L. R. Feldscher, S. B. Kim, A. K. Mann, F. M. Newcomer, R. Van, W. Zhang, and B. G. Cortez, “Observation of a neutrino burst from the supernova sn1987a”, *Phys. Rev. Lett.* **58** Apr (1987) 1490–1493.
- [46] R. M. Bionta, G. Blewitt, C. B. Bratton, D. Casper, A. Ciocio, R. Claus, B. Cortez, M. Crouch, S. T. Dye, S. Errede, G. W. Foster, W. Gajewski, K. S. Ganezer, M. Goldhaber, T. J. Haines, T. W. Jones, D. Kielczewska, W. R. Kropp, J. G. Learned, J. M. LoSecco, J. Matthews, R. Miller, M. S. Mudan, H. S. Park, L. R. Price, F. Reines, J. Schultz, S. Seidel, E. Shumard, D. Sinclair, H. W. Sobel, J. L. Stone, L. R. Sulak, R. Svoboda, G. Thornton, J. C. van der Velde, and C. Wuest, “Observation of a neutrino burst in coincidence with supernova 1987a in the large magellanic cloud”, *Phys. Rev. Lett.* **58** Apr (1987) 1494–1496.
- [47] G. M. Fuller, R. Mayle, and J. R. Wilson, “The Majoron Model and Stellar Collapse”, *Astrophys. J.* **332** Sep (1988) 826.
- [48] Z. G. Berezhiani and A. Yu. Smirnov, “Matter Induced Neutrino Decay and Supernova SN1987A”, *Phys. Lett.* **B220** (1989) 279–284.
- [49] M. Kachelriess, R. Tomas, and J. W. F. Valle, “Supernova bounds on Majoron emitting decays of light neutrinos”, *Phys. Rev.* **D62** (2000) 023004, [arXiv:hep-ph/0001039](#).
- [50] Y. Farzan, “Bounds on the coupling of the Majoron to light neutrinos from supernova cooling”, *Phys. Rev.* **D67** (2003) 073015, [arXiv:hep-ph/0211375](#).
- [51] **IceCube** Collaboration, M. G. Aartsen *et al.*, “Observation of High-Energy Astrophysical Neutrinos in Three Years of IceCube Data”, *Phys. Rev. Lett.* **113** (2014) 101101, [arXiv:1405.5303](#).
- [52] P. B. Denton and I. Tamborra, “Invisible Neutrino Decay Could Resolve IceCube’s Track and Cascade Tension”, *Phys. Rev. Lett.* **121** (2018), no. 12, 121802, [arXiv:1805.05950](#).
- [53] L. Oberauer, C. Hagner, G. Raffelt, and E. Rieger, “Supernova bounds on neutrino radiative decays”, *Astroparticle Physics* **1** (1993) 377–386.
- [54] J. F. Beacom, N. F. Bell, D. Hooper, S. Pakvasa, and T. J. Weiler, “Decay of High-Energy Astrophysical Neutrinos”, *Phys. Rev. Lett.* **90** (2003) 181301, [arXiv:hep-ph/0211305](#).
- [55] M. Bustamante, J. F. Beacom, and K. Murase, “Testing decay of astrophysical neutrinos with incomplete information”, *Phys. Rev.* **D95** (2017), no. 6, 063013, [arXiv:1610.02096](#).
- [56] A. Mirizzi, I. Tamborra, H.-T. Janka, N. Saviano, K. Scholberg, R. Bollig, L. Hudepohl, and S. Chakraborty, “Supernova Neutrinos: Production, Oscillations and Detection”, *Riv. Nuovo Cim.* **39** (2016), no. 1-2, 1–112, [arXiv:1508.00785](#).
- [57] L. Wolfenstein, “Neutrino oscillations in matter”, *Phys. Rev. D* **17** May (1978) 2369–2374.
- [58] S. P. Mikheev and A. Yu. Smirnov, “Resonance Amplification of Oscillations in Matter and Spectroscopy of Solar Neutrinos”, *Sov. J. Nucl. Phys.* **42** (1985) 913–917, [*Yad. Fiz.*42,1441(1985)].
- [59] H. Duan, G. M. Fuller, J. Carlson, and Y.-Z. Qian, “Simulation of Coherent Non-Linear Neutrino Flavor Transformation in the Supernova Environment. 1. Correlated Neutrino Trajectories”, *Phys. Rev.* **D74** (2006) 105014, [arXiv:astro-ph/0606616](#).
- [60] S. Hannestad, G. G. Raffelt, G. Sigl, and Y. Y. Y. Wong, “Self-induced conversion in dense neutrino gases: Pendulum in flavour space”, *Phys. Rev.* **D74** (2006) 105010, [arXiv:astro-ph/0608695](#), [Erratum: *Phys. Rev.*D76,029901(2007)].
- [61] G. L. Fogli, E. Lisi, A. Marrone, and A. Mirizzi, “Collective neutrino flavor transitions in supernovae and the role of trajectory averaging”, *JCAP* **0712** (2007) 010, [arXiv:0707.1998](#).
- [62] B. Dasgupta, A. Dighe, G. G. Raffelt, and A. Yu. Smirnov, “Multiple Spectral Splits of Supernova Neutrinos”, *Phys. Rev. Lett.* **103** (2009) 051105, [arXiv:0904.3542](#).
- [63] A. Esteban-Pretel, S. Pastor, R. Tomas, G. G. Raffelt, and G. Sigl, “Decoherence in supernova neutrino transformations suppressed by deleptonization”, *Phys. Rev.* **D76** (2007) 125018, [arXiv:0706.2498](#).
- [64] B. Dasgupta, A. Dighe, and A. Mirizzi, “Identifying neutrino mass hierarchy at extremely small θ_{13} through Earth matter effects in a supernova signal”, *Phys. Rev. Lett.* **101** (2008) 171801, [arXiv:0802.1481](#).

- [65] B. Dasgupta, E. P. O’Connor, and C. D. Ott, “The Role of Collective Neutrino Flavor Oscillations in Core-Collapse Supernova Shock Revival”, *Phys. Rev.* **D85** (2012) 065008, [arXiv:1106.1167](#).
- [66] S. Chakraborty, R. S. Hansen, I. Izaguirre, and G. Raffelt, “Self-induced flavor conversion of supernova neutrinos on small scales”, *JCAP* **1601** (2016), no. 01, 028, [arXiv:1507.07569](#).
- [67] B. Dasgupta, A. Mirizzi, and M. Sen, “Fast neutrino flavor conversions near the supernova core with realistic flavor-dependent angular distributions”, *JCAP* **1702** (2017), no. 02, 019, [arXiv:1609.00528](#).
- [68] I. Izaguirre, G. Raffelt, and I. Tamborra, “Fast Pairwise Conversion of Supernova Neutrinos: A Dispersion-Relation Approach”, *Phys. Rev. Lett.* **118** (2017), no. 2, 021101, [arXiv:1610.01612](#).
- [69] A. Das, A. Dighe, and M. Sen, “New effects of non-standard self-interactions of neutrinos in a supernova”, *JCAP* **1705** (2017), no. 05, 051, [arXiv:1705.00468](#).
- [70] B. Dasgupta, A. Mirizzi, and M. Sen, “Simple method of diagnosing fast flavor conversions of supernova neutrinos”, *Phys. Rev.* **D98** (2018), no. 10, 103001, [arXiv:1807.03322](#).
- [71] F. Capozzi, B. Dasgupta, A. Mirizzi, M. Sen, and G. Sigl, “Collisional triggering of fast flavor conversions of supernova neutrinos”, *Phys. Rev. Lett.* **122** (2019), no. 9, 091101, [arXiv:1808.06618](#).
- [72] “Results from an extended set of 1d core-collapse simulations for a variety of progenitors can be found at”. <https://www.mpa.mpg.de/ccsnarchive/>.
- [73] **Hyper-Kamiokande** Collaboration, K. Abe *et al.*, “Hyper-Kamiokande Design Report”, [arXiv:1805.04163](#).
- [74] J. M. Berryman, A. de Gouvêa, K. J. Kelly, and Y. Zhang, “Lepton-Number-Charged Scalars and Neutrino Beamstrahlung”, *Phys. Rev.* **D97** (2018), no. 7, 075030, [arXiv:1802.00009](#).
- [75] H.-T. Janka, K. Langanke, A. Marek, G. Martinez-Pinedo, and B. Mueller, “Theory of Core-Collapse Supernovae”, *Phys. Rept.* **442** (2007) 38–74, [arXiv:astro-ph/0612072](#).
- [76] M. T. Keil, G. G. Raffelt, and H.-T. Janka, “Monte Carlo study of supernova neutrino spectra formation”, *Astrophys. J.* **590** (2003) 971–991, [arXiv:astro-ph/0208035](#).
- [77] P. D. Serpico, S. Chakraborty, T. Fischer, L. Hudepohl, H.-T. Janka, and A. Mirizzi, “Probing the neutrino mass hierarchy with the rise time of a supernova burst”, *Phys. Rev.* **D85** (2012) 085031, [arXiv:1111.4483](#).
- [78] K.-C. Pan, C. Mattes, E. P. O’Connor, S. M. Couch, A. Perego, and A. Arcones, “The Impact of Different Neutrino Transport Methods on Multidimensional Core-collapse Supernova Simulations”, *J. Phys.* **G46** (2019), no. 1, 014001, [arXiv:1806.10030](#).
- [79] E. O’Connor *et al.*, “Global Comparison of Core-Collapse Supernova Simulations in Spherical Symmetry”, *J. Phys.* **G45** (2018), no. 10, 104001, [arXiv:1806.04175](#).
- [80] A. S. Dighe and A. Yu. Smirnov, “Identifying the neutrino mass spectrum from the neutrino burst from a supernova”, *Phys. Rev.* **D62** (2000) 033007, [arXiv:hep-ph/9907423](#).
- [81] I. Esteban, M. C. Gonzalez-Garcia, A. Hernandez-Cabezudo, M. Maltoni, and T. Schwetz, “Global analysis of three-flavour neutrino oscillations: synergies and tensions in the determination of θ_{23} , δ_{CP} , and the mass ordering”, *JHEP* **01** (2019) 106, [arXiv:1811.05487](#).
- [82] A. S. Dighe, M. T. Keil, and G. G. Raffelt, “Detecting the neutrino mass hierarchy with a supernova at IceCube”, *JCAP* **0306** (2003) 005, [arXiv:hep-ph/0303210](#).
- [83] **DUNE** Collaboration, B. Abi *et al.*, “The DUNE Far Detector Interim Design Report Volume 1: Physics, Technology and Strategies”, [arXiv:1807.10334](#).
- [84] S. Gardiner, “Nuclear effects in neutrino detection”, PhD thesis, University of California, Davis, 2018.
- [85] **ArgoNeuT** Collaboration, R. Acciarri *et al.*, “Demonstration of MeV-Scale Physics in Liquid Argon Time Projection Chambers Using ArgoNeuT”, *Phys. Rev.* **D99** (2019), no. 1, 012002, [arXiv:1810.06502](#).
- [86] **ICARUS** Collaboration, S. Amoruso *et al.*, “Measurement of the mu decay spectrum with the ICARUS liquid argon TPC”, *Eur. Phys. J.* **C33** (2004) 233–241, [arXiv:hep-ex/0311040](#).
- [87] A. Strumia and F. Vissani, “Precise quasielastic neutrino/nucleon cross-section”, *Phys. Lett.* **B564** (2003) 42–54, [arXiv:astro-ph/0302055](#).
- [88] S. Ando and K. Sato, “A Comprehensive study of neutrino spin flavor conversion in supernovae and the neutrino mass hierarchy”, *JCAP* **0310** (2003) 001, [arXiv:hep-ph/0309060](#).
- [89] E. K. Akhmedov and T. Fukuyama, “Supernova prompt neutronization neutrinos and neutrino magnetic moments”, *JCAP* **0312** (2003) 007, [arXiv:hep-ph/0310119](#).
- [90] M. Escudero and M. Fairbairn, “Cosmological Constraints on Invisible Neutrino Decays Revisited”, [arXiv:1907.05425](#).
- [91] **IceCube** Collaboration, R. Abbasi *et al.*, “IceCube Sensitivity for Low-Energy Neutrinos from Nearby Supernovae”, *Astron. Astrophys.* **535** (2011) A109, [arXiv:1108.0171](#), [Erratum: *Astron. Astrophys.* 563, C1 (2014)].