

Associated production of SM Higgs with a photon in type-II seesaw models at the ILC

L. Rahili¹, A. Arhrib^{2,3}, and R. Benbrik⁴

¹ EPTHE, Faculty of Science, Ibn Zohr University, P.O.B. 8106 Agadir, Morocco

² Faculty of Science and Technology, Abdelmalek Essaadi University, P.O.B. 416, Tangier, Morocco

³ Physics Division, National Center for Theoretical Sciences, Hsinchu, Taiwan 300

⁴ MSISM Team, Polydisciplinary Faculty of Safi, Sidi Bouzid, P.O.B. 4162, Safi, Morocco.

Received: date / Revised version: date

Abstract. We consider the production of a single Standard Model (SM) Higgs boson (h^0) in association with a photon at the future Linear collider (LC) in the context of a type-II seesaw model. The type-II seesaw model extends the SM particle content by adding one triple Higgs where its Higgs coupling is a key parameter of the scalar potential triggering the electroweak symmetry-breaking mechanism in the SM. It is a well motivated model since it provides neutrino masses and mixing. The LC presents a particularly interesting possibility to probe Higgs couplings due to the clean beams in the initial state. We study the one loop processes $e^+e^- \rightarrow h^0\gamma$ and $e^-\gamma \rightarrow e^-h^0$, we show that it is possible to correlate the total cross section predictions with the couplings $h^0\gamma\gamma$ and $h^0\gamma Z$ which are sensitive to the presence of singly and doubly charged Higgs. For parameter points allowed by the current experimental constraints, our numerical results show that the effect of H^\pm and $H^{\pm\pm}$ can be as large as $\pm 25\%$ with respect to the SM predictions. For both processes, we also present differential cross section for different center of mass energy.

PACS. , 12.60.-i, 14.80.Ec, 14.80.Fd

1 Introduction

With the discovery of the Higgs-like boson at the Large Hadron Collider (LHC) [1,2], we start to develop an understanding of how the Standard Model (SM) fermion and gauge boson masses are generated in terms of the Brout-Englert-Higgs (BEH) mechanism. In addition, ATLAS and CMS also performed several Higgs coupling measurements, such as $h^0 \rightarrow W^+W^-$, $h^0 \rightarrow ZZ$, $h^0 \rightarrow \gamma\gamma$, $h^0 \rightarrow b\bar{b}$ and $h^0 \rightarrow \tau^+\tau^-$ with a certain precision and these will be improved during the future run of the LHC. All those measurements are well consistent with SM predictions. However, neutrinos are perhaps the most puzzling among all known particles regarding its masses and mixings. Moreover, revealing the true neutrino identity could help answer long-standing questions, like whether neutrinos are their own antimatter partners, and it could even shade more light on the unification of the forces that exist in nature. In fact, one can generate Dirac neutrino masses in the same way that the upper quarks get its own, through the Higgs mechanism by introducing right handed neutrinos. Since neutrino masses are at the sub $\sim eV$ scale, this means that the Yukawa couplings have to be unnaturally small, of order 10^{-12} .

On the other side, if neutrinos happen to coincide with anti-neutrinos, then a light neutrinos acquire their masses from a Lepton Number violating (LNV) dimension five op-

erator $LLHH/\Lambda$ [3,4] (global symmetries are not sacred). In this case, the large Majorana mass scale Λ that turns out to be quite close to the Grand Unification scale, ends up suppressing the neutrino masses via Seesaw mechanism as v_{EW}^2/Λ .

There are three type of Seesaw mechanisms that produce the Weinberg $d = 5$ operator by exchange of 3 different types of heavy particles, commonly known as *i*) Type-I seesaw where the SM is extended by a $SU(2)_L$ singlet fermion $S = (1, 1, 0)$ [5,6,7,8,9,10,11], *ii*) Type-II seesaw in which a $SU(2)_L$ weak triplet boson $\Delta = (1, 3, 2)$ is added to the SM Higgs sector [12,13,14,15] and finally *iii*) the addition of a $SU(2)_L$ triplet fermion $T = (1, 3, 0)$ [16] provides the conventional Type-III Seesaw.

So among the previous categories, Seesaw Type-II, also known as the Higgs Triplet Model (HTM), remains the simplest option that is made up of the SM Higgs doublet and a triplet of hypercharge of $Y = +2$. In this context, once the neutral component of the triplet Δ develops a vacuum expectation value (VEV), v_Δ , neutrinos acquire Majorana mass through the Yukawa interactions. In this regards, the most appealing feature of HTM is its minimality regarding the very simple representations of $SU(3) \times SU(2) \times U(1)$, for both fermions and Higgs sectors.

A close look at the HTM Higgs sector reveals a variety in its spectrum which includes: 2 CP-even Higgs

h^0 and H^0 , one CP-odd A^0 , pair of charged Higgs H^\pm and a pair of doubly charged Higgs $H^{\pm\pm}$. For more details about HTM spectrum as well as the theoretical constraints, we refer the interested readers to Refs [17,18]. Moreover, a number of detailed phenomenological studies have already been performed at the LHC [19,20,21,22,23,24,25]. One attractive feature of this model is the presence of the doubly-charged Higgs boson, and its distinguished decay modes which strongly depend on the size of the triplet vev .

At the LHC, ATLAS and CMS already performed the measurement of several Higgs couplings to SM particles with an uncertainty of about 10-20%. These measurements will be further improved by the High Luminosity option of the LHC (HL-LHC) which brings uncertainties down to 2-5% [26]. Moreover, in the clean environment of the e^+e^- Linear Collider (LC), which would act like a Higgs factory, the uncertainties on the Higgs couplings would be much smaller, reaching 0.6-1.3% for some light fermionic decay channels [27]. It is well known that the precise measurement programs of Higgs properties at the LC and LHC are complementary to each other in many aspects. In addition, the loop-mediated process $h^0 \rightarrow \gamma\gamma$ which was a discovery mode for the 125 GeV Higgs-like and is now quite accurately measured. While the other related one-loop decay $h^0 \rightarrow \gamma Z$, which is also loop-mediated, is still missing and may show up in the future LHC run when more data is accumulated. At the LC, the one loop mediated process $e^+e^- \rightarrow \gamma h^0$ if measured could also shed some light on $h^0\gamma\gamma$ and $h^0\gamma Z$ couplings. Such process has been investigated in the SM [28,29], and also in many Beyond SM (BSM) scenarios, like SUSY [30,34], extended Higgs sector [31,32], and in the Inert Higgs Model [33].

In this work, we investigate the effect of a singly and a doubly charged Higgs bosons in the associated production of the SM Higgs with a photon $e^+e^- \rightarrow h^0\gamma$ at the LC and also $e^- \gamma \rightarrow h^0 e^-$ which would take place if the $e^- \gamma$ collisions are available at the LC. In Ref[32], the authors study $e^+e^- \rightarrow \gamma h^0$ in the framework of Inert Triplet Model with an exact Z_2 symmetry under which the triplet scalar is odd while all the other SM particles are even which guaranty that the model have a dark matter candidate. Because of Z_2 symmetry, the SM Higgs comes only from the doublet, the couplings $h^0 H^\pm H^\mp$ and $h^0 H^{\pm\pm} H^{\mp\mp}$ originate only from triplet interaction with SM doublet while in our case there is extra terms that come from the mixing between the doublet and triplet components. In addition, in our study, we will also address the process $e^- \gamma \rightarrow h^0 e^-$ which is not covered in Ref[32].

Study of these processes can be used to shed some light on the couplings $h^0 \rightarrow \gamma\gamma$ and $h^0 \rightarrow \gamma Z$ and their correlation. Clearly, such loop-mediated processes are sensitive to the $h^0\gamma\gamma$ and $h^0\gamma Z$ one loop couplings, and could also be used to disentangle between various BSM models. Therefore, $e^+e^- \rightarrow h^0\gamma$ and $e^- \gamma \rightarrow h^0 e^-$ would be sensitive to the doubly charged Higgs which contribute to $h^0\gamma\gamma$ and $h^0\gamma Z$ couplings. Moreover, the process $e^+e^- \rightarrow h^0\gamma$ enjoys a clean final state with a photon and also the handle offered by the SM-like Higgs mass reconstruction at 125

GeV, which is now possible after discovery. We will study the correlation of the diphoton signal strength with the total cross sections of $e^+e^- \rightarrow h^0\gamma$ and $e^- \gamma \rightarrow h^0 e^-$ and also present some differential cross sections.

The paper is organized as follows: we briefly review the basics of the Triplet Higgs Model in Sec. 2. In Sec. 3, we discuss existing experimental constraints. In the subsequent subsections 4.1 and 4.2, we analyze in detail the production cross-sections of $e^+e^- \rightarrow h^0\gamma$ and $e^- \gamma \rightarrow h^0 e^-$ at the e^+e^- collider and its $e^- \gamma$ option. We also correlate the production cross section to $h^0 \rightarrow \gamma\gamma$ and $h^0 \rightarrow \gamma Z$ decays. Finally, we present our conclusions in Sec. 5.

2 Model framework

In addition to the SM Higgs field $\Phi^T = (\Phi^+, \Phi^0)$, the HTM contains an additional $SU(2)_L$ triplet Higgs field [12,13,14,15]

$$\Delta = \begin{pmatrix} \frac{\Delta^+}{\sqrt{2}} & \Delta^{++} \\ \Delta^0 & -\frac{\Delta^+}{\sqrt{2}} \end{pmatrix} \sim (1, 3, 2). \quad (1)$$

The neutral components of the SM doublet and triplet Higgs fields read as $\Phi^0 = \frac{1}{\sqrt{2}}(\phi^0 + i\chi^0)$ and $\Delta^0 = \frac{1}{\sqrt{2}}(\delta^0 + i\eta^0)$, respectively. The real scalars ϕ^0 and δ^0 acquire vev 's denoted as v_Φ and v_Δ with $v^2 = v_\Phi^2 + 2v_\Delta^2 = (246 \text{ GeV})^2$. The light neutrino mass is proportional to the triplet vev v_Δ . Being a triplet under $SU(2)$, the kinetic and gauge-interaction of the new field Δ are encoded in the lagrangian term that has the following form

$$\mathcal{L}_{\text{kin}}(\Delta) = \text{Tr}[(D_\mu \Delta)^\dagger (D^\mu \Delta)], \quad (2)$$

with the covariant derivative $D_\mu \Delta = \partial_\mu \Delta + i\frac{g}{2}[\tau^a W_\mu^a, \Delta] + ig' B_\mu \Delta$. The Yukawa interactions of Δ with the lepton fields are

$$\mathcal{L}_Y(\Phi, \Delta) = Y_\Delta \bar{L}_L^c i\tau_2 \Delta L_L + \text{h.c.} \quad (3)$$

In the above, Y_Δ is a 3×3 matrix representing neutrino Yukawa couplings and c denotes the charge conjugation. Once Δ is assigned to carry a non-zero lepton number, $L = 2$, the cubic μ parameter violates explicitly the lepton number at the lagrangian level. The scalar potential of the Higgs fields Φ and Δ is

$$\begin{aligned} V(\Phi, \Delta) = & \mu_\Phi^2 \Phi^\dagger \Phi + \mu_\Delta^2 \text{Tr}(\Delta^\dagger \Delta) + (\mu \Phi^T i\tau_2 \Delta^\dagger \Phi + \text{h.c.}) \\ & + \frac{\lambda}{4} (\Phi^\dagger \Phi)^2 + \lambda_1 (\Phi^\dagger \Phi) \text{Tr}(\Delta^\dagger \Delta) + \lambda_2 [\text{Tr}(\Delta^\dagger \Delta)]^2 \\ & + \lambda_3 \text{Tr}[(\Delta^\dagger \Delta)^2] + \lambda_4 \Phi^\dagger \Delta \Delta^\dagger \Phi, \end{aligned} \quad (4)$$

where μ_Φ and μ_Δ are real parameters with dimension of mass, μ is the lepton-number violating parameter with positive mass dimension and λ, λ_{1-4} are dimensionless quartic Higgs couplings.

By computing the mass matrices from Eq.(4) taking into account the two minimization conditions, seven physical Higgs states in the mass basis arise and could be written in the weak eigenstate basis. Indeed, in addition to

the doubly-charged Higgs bosons, $H^{\pm\pm}$, the two charged scalar fields Φ^\pm of Φ and Δ^\pm of Δ combine together via β' mixing leading to two-charged states, namely H^\pm and the charged Goldstone G^\pm bosons. And likewise with the mixing between the two CP-odd fields (χ^0 and η^0) that is done through β mixing angle gives rise to A^0 , and the neutral Goldstone boson ρ^0 . Finally, we obtain the SM Higgs boson (h^0) and a heavy Higgs boson (H^0) via the mixing α between the two neutral CP-even states ϕ^0 and δ^0 .

The physical masses of the doubly and singly charged Higgs boson $H^{\pm\pm}$ and H^\pm can be written as

$$\begin{aligned} m_{H^{++}}^2 &= m_\Delta^2 - v_\Delta^2 \lambda_3 - \frac{\lambda_4}{2} v_\Phi^2, \quad m_\Delta^2 = \frac{\mu v_\Phi^2}{\sqrt{2} v_\Delta} \\ m_{H^\pm}^2 &= \left(m_\Delta^2 - \frac{\lambda_4}{4} v_\Phi^2 \right) \left(1 + \frac{2v_\Delta^2}{v_\Phi^2} \right). \end{aligned} \quad (5)$$

The CP-even and CP-odd neutral Higgs bosons h^0 , and H^0 have the physical masses

$$\begin{aligned} m_{h^0}^2 &= \mathcal{A}_H^2 c_\alpha^2 + \mathcal{C}_H^2 s_\alpha^2 - \mathcal{B}_H^2 s_{2\alpha}, \\ m_{H^0}^2 &= \mathcal{A}_H^2 s_\alpha^2 + \mathcal{C}_H^2 c_\alpha^2 + \mathcal{B}_H^2 s_{2\alpha}. \end{aligned} \quad (6)$$

In the above \mathcal{A}_H , \mathcal{B}_H and \mathcal{C}_H are the entries of the CP-even mass matrix, which have the following expressions:

$$\begin{aligned} \mathcal{A}_H^2 &= \frac{v_\Phi^2 \lambda}{2}, \\ \mathcal{B}_H^2 &= -\frac{2v_\Delta}{v_\Phi} m_\Delta^2 + v_\Phi v_\Delta \lambda_{14}^+, \\ \mathcal{C}_H^2 &= m_\Delta^2 + 2v_\Delta^2 \lambda_{23}^+. \end{aligned} \quad (7)$$

where $\lambda_{ij}^+ = \lambda_i + \lambda_j$, and s_x , c_x and s_{2x} stand respectively for $\sin x$, $\cos x$ and $\sin 2x$.

Regarding the CP-odd Higgs field, the A^0 has the mass term given by

$$m_{A^0}^2 = m_\Delta^2 \left(1 + \frac{4v_\Delta^2}{v_\Phi^2} \right). \quad (8)$$

Concurrently, it should be noted that the previously mentioned mixing angles can be determined in terms of the multiplets vev 's and the dimensionless couplings as follows,

$$t_\beta = \sqrt{2} t_{\beta'} = 2v_\Delta / v_\Phi \quad (9)$$

$$t_{2\alpha} = \frac{2\mathcal{B}_H^2}{\mathcal{A}_H^2 - \mathcal{C}_H^2} \quad (\text{with } t_x = \tan x), \quad (10)$$

Furthermore, we consider throughout our analysis a different hierarchy between $m_{H^{\pm\pm}}$ and m_{H^\pm} , which mainly depends on λ_4 sign (e.g. for positive λ_4 , the $H^{\pm\pm}$ is lighter than H^\pm), leading to positive splitting that can be expressed by (assuming $v_\Delta \ll v_\Phi$)

$$\Delta m^2 = m_{H^\pm}^2 - m_{H^{\pm\pm}}^2 \sim \frac{\lambda_4}{4} v_\Phi^2 + \mathcal{O}(v_\Delta^2). \quad (11)$$

It is worth noting that it is possible to invert these masses to write the quartic couplings λ and λ_i 's and μ (or M_Δ^2) in terms of the 5 physical scalar masses and the mixing angles as done in [17]. Therefore, in our numerical investigation, to fully describe the scalar sector of HTM, we will use the following set of parameters

$$\mathcal{P} = \{\lambda, \lambda_1, \lambda_2, \lambda_3, \lambda_4, \mu, v_\Delta\} \quad (12)$$

The following section describes the various direct experimental constraints on the doubly-charged Higgs boson mass and triplet vev .

3 Theoretical and Experimental Constraints

The parameter space of HTM discussed above is subjected to both theoretical and experimental constraints as we will describe briefly here.

- Perturbativity and Unitarity: The perturbativity translates into the requirement that all quartic couplings of the scalar potential in Eq. (4) obey $|\lambda_i| \leq 8\pi$. Tree-level unitarity can also be imposed by considering a variety of scattering processes: scalar-scalar scattering, gauge boson-gauge boson scattering and scalar-gauge boson scattering. We impose these unitarity constraints as derived in [17].
- Vacuum Stability: By requiring the HTM to satisfy vacuum stability, we order to maintain the scalar potential V bounded from below, the following constraints on the HTM parameters must be met [17, 35]

$$\lambda \geq 0 \quad \& \quad \lambda_{23}^+ \geq 0 \quad \& \quad \tilde{\lambda}_{23}^+ \geq 0 \quad (13)$$

$$\& \quad \lambda_1 + \sqrt{\lambda \lambda_{23}^+} \geq 0 \quad \& \quad \lambda_{14}^+ + \sqrt{\lambda \lambda_{23}^+} \geq 0 \quad (14)$$

$$\& \quad 2\tilde{\lambda}_{14} + \sqrt{(2\lambda \lambda_3 - \lambda_4^2)(2\frac{\lambda_2}{\lambda_3} + 1)} \geq 0 \quad \text{or} \quad \lambda_3 \sqrt{\lambda} \leq |\lambda_4| \sqrt{\lambda_{23}^+} \quad (15)$$

where $\tilde{\lambda}_{ij}^+ = \lambda_i + \frac{1}{2}\lambda_j$.

The most characteristic feature of the Type II seesaw model is the presence of the doubly-charged Higgs boson $H^{\pm\pm}$, that can decay into the leptonic or bosonic states, giving rise to unique signatures at high energy colliders. The different decay modes and the branching ratios of the $H^{\pm\pm}$ depend on the triplet vev v_Δ . For smaller triplet vev , the $H^{\pm\pm}$ predominantly decays into the same-sign leptonic states $H^{\pm\pm} \rightarrow l^\pm l^\pm$, whereas for larger v_Δ , the gauge boson mode $H^{\pm\pm} \rightarrow W^\pm W^\pm$ becomes dominant [19, 20]. A number of studies have been proposed in order to study prospect for doubly charged Higgs production and decay at the LHC [19, 20, 21, 36].

Below we discuss the existing constraints on $H^{\pm\pm}$ from LEP and LHC searches.

- Constraint from LEP-II: LEP-II detector was used to search for doubly charged Higgs through its decay $H^{\pm\pm} \rightarrow$

$l^\pm l^\pm$. The limit obtained is $m_{H^{\pm\pm}} > 97.3$ GeV [37] at 95% C.L.

- Constraints from $H^{\pm\pm}$ pair production and associated production with H^\pm at the LHC with 13 TeV set a rigorous constraint on $m_{H^{\pm\pm}}$ for $v_\Delta < 10^{-4}$ GeV through the same-sign dilepton decay $H^{\pm\pm} \rightarrow l^\pm l^\pm$, including the different leptonic flavors ee , $e\mu$, $e\tau$, $\mu\mu$, $\mu\tau$ and $\tau\tau$. In addition, the CMS searches also include the associated production $pp \rightarrow H^{\pm\pm} H^\mp$ followed by $H^\pm \rightarrow l^\pm \nu$. This combined channel of pair-production and associated production gives the stringent constraint $m_{H^{\pm\pm}} > 820$ GeV [38] at 95% C.L for e and μ flavor. The main constraint comes from ATLAS searches through pair-production, which set a lower limit of $m_{H^{\pm\pm}} > 870$ GeV at 95% C.L [39]. As discussed above, if the triplet vev is larger then $H^{\pm\pm}$ would decay into a pair of gauge bosons [40, 41, 42], and this would invalidate or, lower the same-sign dileptons limit. Over the past year, the ATLAS experiment has managed in this regard to set a limit for $H^{\pm\pm}$ mass, in such a way that the same-sign W bosons decay mode to be the dominant for doubly-charged Higgs boson. As stipulated by its report, a $H^{\pm\pm}$ boson masses between 200 and 220 GeV are excluded at 95% confidence level [43].
- Constraint from VBF: At the LHC, the golden channel that can give more insights for the doubly-charged Higgs boson is the VBF $pp \rightarrow W^* W^* \rightarrow H^{\pm\pm} \rightarrow W^\pm W^\pm$. In the HTM, it is well known that once the triplet vev gets larger enough, $v_\Delta \geq 10^{-4}$ GeV, the bosonic decay mode $H^{\pm\pm} \rightarrow W^\pm W^\pm$ becomes larger than $BR(H^{\pm\pm} \rightarrow l^\pm l^\pm)$. At the LHC, CMS with 8 TeV [44] and 13 TeV [45] search for $pp \rightarrow W^* W^* \rightarrow H^{\pm\pm} \rightarrow W^\pm W^\pm + X$ in the framework of Georgi-Machacek (GM) model and set a limit on the doublet-triplet mixing angle $s_H (= \sin \theta_H) = 2\sqrt{2}v_\chi/v$ where v_χ is the triplet vev in the GM model. Since in the HTM $H^{\pm\pm} W^\pm W^\pm = ig^2 v s_{\beta'}/\sqrt{2}$ and $H^{\pm\pm} W^\pm W^\pm = ig^2 v s_H/\sqrt{2}$ in the GM, it is clear that the equivalent of s_H in the HTM is $s_{\beta'}$ that can be obtained from Eq.(9) as: $s_{\beta'} = 2v_\Delta/v$. Re-interpretation of GM limit on s_H imply that $s_{\beta'} > 0.18$ which can be translated into a limit on the triplet vev . Using Eq.(9), one can show that $v_\Delta \ll v_\Delta^{max} = v \max[s_{\beta'}]/2 \approx 22.14$ GeV which is still far from the stringent bound obtained from $\delta\rho$ constraint.

Note that, for extremely small v_Δ , the mass of the doubly-charged Higgs boson is very tightly constrained from pair-production searches. For a larger triplet vev , this constraint significantly relaxes. Indeed, the measured cross-section of the VBF production process probes a quadratically reliance upon the triplet vev and hence, increases for a very large vev . However, the range of $v_\Delta \sim 10^{-4} - 10^{-1}$ GeV cannot be probed at the 13 TeV LHC in VBF channel, due to the smallness of the production cross-section. Recently, in [46], the authors have looked for pair-

production of doubly charged Higgs $H^{\pm\pm}$ in the case of large v_Δ and studied the signature where the final state contains di-lepton, multi-jet, and missing energy. It has been demonstrated that the lighter mass $m_{H^{\pm\pm}} \sim 190$ GeV can be probed at the 14 TeV LHC with high luminosity of 3000 fb^{-1} . In Ref.[42], using the di-lepton decays of $H^{\pm\pm}$, the authors have used LHC 8 TeV run-I data to derive a bound $m_{H^{\pm\pm}} \geq 84$ GeV, relevant for large v_Δ .

Furthermore, all along our computing, the latest version of `HiggsBounds-5.3.2beta` and `HiggsSignals-2.2.3beta` [47] [48] have been used to conveniently test Higgs searches and check the Higgs signal rate constraints in the HTM taking into account various LEP, Tevatron and recent LHC 13 TeV search results.

4 $e^+e^-(e^-\gamma) \rightarrow \gamma h^0(e^-h^0)$ in type-II seesaw models

4.1 Processes

In the HTM, at the one-loop level, the processes $e^+e^- \rightarrow \gamma h^0$ and $e^-\gamma \rightarrow e^-h^0$ are mediated by triangle and self-energies as well as box diagrams. Hence, they are sensitive to all charged virtual particles inside the loop. We display in Fig.1 the generic Feynman diagrams that effectively contribute to $e^+e^- \rightarrow \gamma h^0$ and $e^-\gamma \rightarrow e^-h^0$ processes in the HTM.

Our calculation is done in Feynman gauge using dimensional regularization with the help of *FeynArts* and *FormCalc* packages [49]. Numerical evaluation of the scalar integrals is done with *LoopTools* [50]. We have summed up all triangle and box diagrams in order to maintain gauge invariance in the final results. As said before, during this calculation we will neglect the electron mass. Since the tree level amplitudes which are suppressed by the electron mass are neglected, Feynman diagrams like Fig. 1- v_2 - v_3 ¹ mediated by an off-shell electron are ultraviolet finite because the corresponding counter-terms for $h^0 e^+e^-$ are proportional to electron mass. We have checked analytically and numerically that the amplitudes are UV finite and independent of the renormalization scale which constitutes a good check of the calculation.

In the following, for illustrative purpose and discussions, we introduce the following ratios,

$$R_{\gamma h^0} \equiv \frac{\sigma(e^+e^- \rightarrow \gamma h^0)}{\sigma_{\text{SM}}(e^+e^- \rightarrow \gamma H)}$$

$$R_{eh^0} \equiv \frac{\sigma(e^-\gamma \rightarrow e^-h^0)}{\sigma_{\text{SM}}(e^-\gamma \rightarrow e^-H)}$$

which are the total cross sections in the HTM normalized to the SM one. Note that the one-loop amplitudes for $h^0 \rightarrow \gamma\gamma, \gamma Z$, Fig. 2, as well as for the two processes $e^+e^- \rightarrow \gamma h^0$ and $e^-\gamma \rightarrow e^-h^0$ receive an additional contribution from H^\pm and $H^{\pm\pm}$ Higgs bosons.

¹ v_2 and v_3 are negligible compare to other diagrams

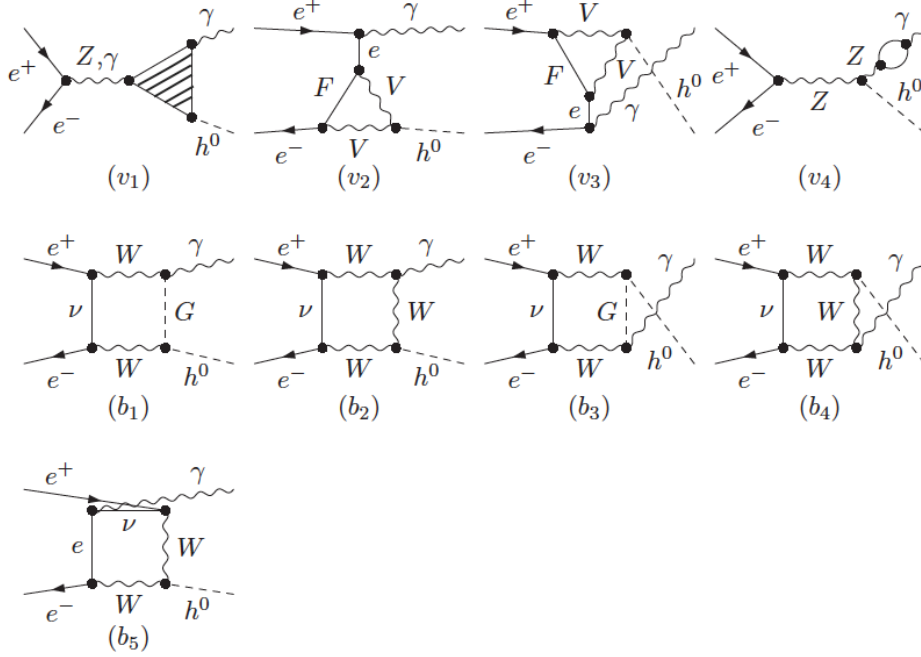


Fig. 1. Generic Feynman diagrams involving the various contributions to $e^- e^+ (e^- \gamma) \rightarrow \gamma h^0 (e^- h^0)$ processes in the HTM. In diagrams v_1 , we depict $h^0 \gamma V$, $V = \gamma, Z$ as a generic and the feynman diagrams that contribute are shown in Fig.2. The loop in v_4 receives contributions from all SM particles as well as singly and doubly charged Higgs.

We also define the signal strengths $R_{\gamma\gamma}$ and $R_{\gamma Z}$ as

$$R_{\gamma V} \equiv \frac{\sigma(gg \rightarrow h^0) \times Br(h^0 \rightarrow \gamma V)}{\sigma_{SM}(gg \rightarrow H) \times Br_{SM}(H \rightarrow \gamma V)}, \quad (16)$$

where $V = \gamma$ or Z

These one-loop amplitudes are sensitive to the triple scalar couplings $h^0 H^{++} H^{--}$ and $h^0 H^+ H^-$ which are given in the HTM by

$$\bar{\lambda}_{h^0 H^{++} H^{--}} = \frac{s_W}{e m_W} (2 \lambda_2 v_\Delta s_\alpha + \lambda_1 v_\Phi c_\alpha) \quad (17)$$

$$\begin{aligned} \bar{\lambda}_{h^0 H^+ H^-} = & \frac{s_W}{2 e m_W} \left((4 v_\Delta \lambda_{23}^+ c_{\beta'}^2 + 2 v_\Delta \lambda_1 s_{\beta'}^2 \right. \\ & - \sqrt{2} \lambda_4 v_\Phi c_{\beta'} s_{\beta'}) s_\alpha + (\lambda v_\Phi s_{\beta'}^2 + 2 \tilde{\lambda}_{14}^+ v_\Phi c_{\beta'}^2 \\ & \left. + (4 \mu - \sqrt{2} \lambda_4 v_\Delta) c_{\beta'} s_{\beta'}) c_\alpha \right) \end{aligned} \quad (18)$$

If we neglect the terms which contain triplet vev , those couplings are completely fixed by the λ_1 and λ_4 parameters, and depending on their sign; charged Higgs contributions can enhance or suppress $e^+ e^- \rightarrow \gamma h^0$, $e^- \gamma \rightarrow e^- h^0$ and $h^0 \rightarrow \gamma\gamma$ rates, respectively. We also stress that the doubly charged Higgs contribution in the above one-loop amplitudes will enjoy an enhancement by a relative factor four in the amplitudes since $H^{\pm\pm}$ has an electric charge of ± 2 units.

4.2 Results

We first comment about $e^+ e^- \rightarrow \gamma H$ in the SM. Like $H \rightarrow \gamma\gamma$ and $H \rightarrow \gamma Z$, the vertex contribution in $e^+ e^- \rightarrow \gamma H$

is dominated by the W loops while the top contribution is sub-leading and interfere destructively with the W loops [32]. For center of mass energy ≤ 350 GeV, the SM box contribution is almost of the same order as the vertex and interfere destructively while for higher cm energy ≥ 350 GeV the total cross section is dominated by the boxes and are constructive with the vertex.

We start our analysis by emphasizing the impact of the new field Δ . For that, we perform a scan over all the allowed parameters spac, setting h^0 to mimic the observed 125 GeV Higgs boson at the LHC, and taking into account above all theoretical and experimental constraints. It is worth mentioning that the virtual effects of H^\pm and $H^{\pm\pm}$ states in $h^0 \gamma\gamma$ and $h^0 \gamma Z$ couplings bring in a high sensitivity to λ_1 and λ_{14}^+ respectively. This is because the dependence of $h^0 H^\pm H^\mp$ and $h^0 H^{\pm\pm} H^{\mp\mp}$ triple couplings on λ_1 and λ_{14}^+ comes with the large doublet vev while the one of λ_2 and λ_3 are associated with the small triplet vev , see eqs.(17) and (18). Therefore, the sensitivity to $\lambda_{2,3}$ in the processes under study is marginal.

In Fig.3 above, we exhibit the allowed range for (λ_1, λ_4) as well as the size of the triple couplings $\bar{\lambda}_{h^0 H^+ H^-}$, $\bar{\lambda}_{h^0 H^{++} H^{--}}$. Indeed, the upper panel displays a strong dependency between $\lambda_{1,4}$ couplings and charged Higgs boson masses; m_{H^\pm} (left) and $m_{H^{\pm\pm}}$ (right). It is clear from this plot the range allowed for $-0.4 < \lambda_1 < 0.8$ is rather limited. This is mainly due to the BFB constraints combined with light spectrum $m_{H^\pm}, m_{H^{\pm\pm}}, m_A < 280$ GeV. It is clear that for $\lambda_1 > 0$ and $\lambda_4 < 0$, m_{H^\pm} (resp $m_{H^{\pm\pm}}$) takes its larger values which stands below 250 GeV (resp 280 GeV).

The lower panel shows that, according to Eq.(17), the coupling $\bar{\lambda}_{h^0 H^{\pm\pm} H^{\mp\mp}}$ is proportional to λ_1 . Such a fact is

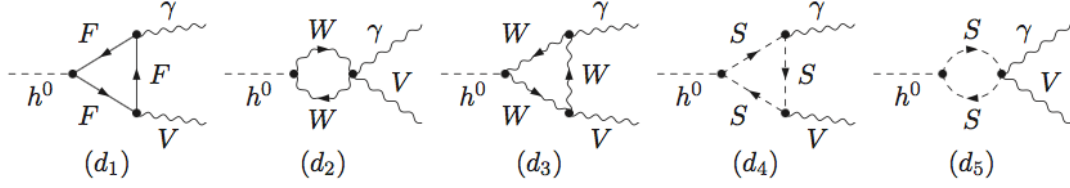


Fig. 2. Generic Feynman diagrams for $h^0 \rightarrow \gamma V$ ($V = \gamma$ or Z) process in the HTM. F denote any fermion and S stand for H^\pm and $H^{\pm\pm}$.

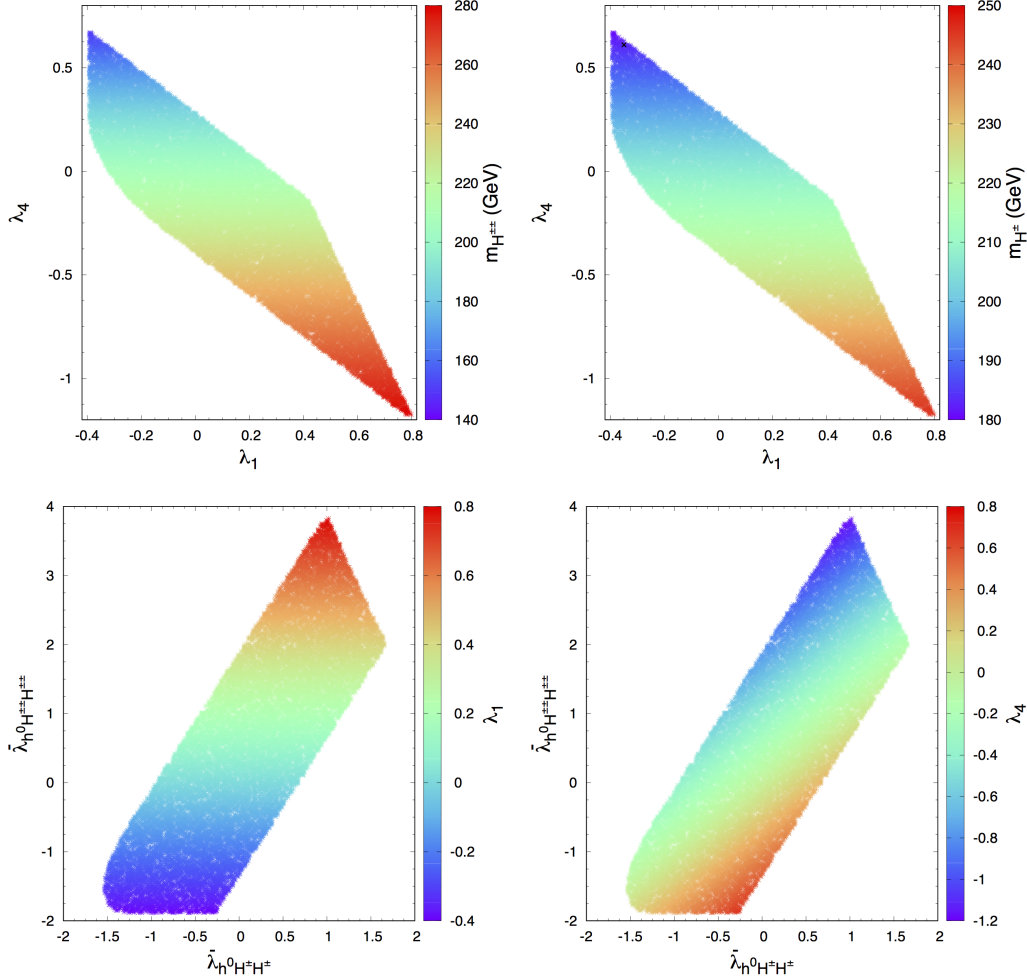


Fig. 3. Upper panel : the allowed parameter space of the HTM given by the variation of $m_{H^{\pm\pm}}$ (left) and m_{H^\pm} (right) in (λ_1, λ_4) plane. In the lower panel: the correlation between $\bar{\lambda}_{h^0 H^\pm H^\mp}$ and $\bar{\lambda}_{h^0 H^{++} H^{--}}$ following the sign of λ_1 (left) and λ_4 (right). Input parameters are $\lambda = 0.517$ ($m_{h^0} = 125.09$ GeV), $\lambda_3 = 2\lambda_2 = 0.2$, $v_\Delta = \mu = 1$ GeV.

visible in the left-side where one can see that the sign of $\bar{\lambda}_{h^0 H^{\pm\pm} H^\mp}$ is completely dictated by λ_1 sign. The situation is quite different for $\bar{\lambda}_{h^0 H^\pm H^\mp}$ which could have both signs for positive or negative λ_1 , see Eq.(18). However, $\bar{\lambda}_{h^0 H^\pm H^\mp}$ coupling have different texture as a function of λ_1 and λ_4 . As it can be seen, for large and negative λ_4 , the coupling $\bar{\lambda}_{h^0 H^\pm H^\mp}$ is maximal and positive and flip sign for a wide range of large and positive λ_4 . Thus, it can be said that λ_1 and λ_4 are important parameters of the model, and more severely restrictions on their values

from analysis involving naturalness have been studied in Ref.[51].

In Fig.4 we would like to establish a benchmark for comparing both unpolarized cross section $e^+e^- \rightarrow h^0\gamma$ and $e^-\gamma \rightarrow e^-h^0$ as a function of center-of-mass energy \sqrt{s} with respect to SM one. For this purpose, we also draw the SM values for the cross sections as a function of cm energy. We stress here, as we will see later, the amplitude of the t-channel contribution to $e^-\gamma \rightarrow h^0e^-$ contains a singularity when $\cos\theta \approx 1$, i.e when the angle between the

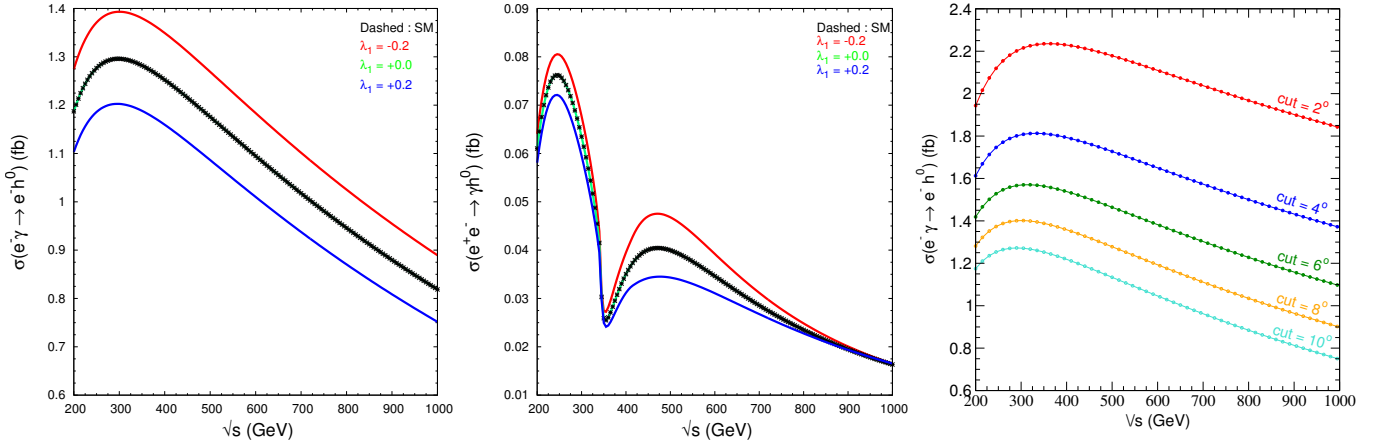


Fig. 4. Total unpolarized cross section in fb for $e^+e^- \rightarrow \gamma h^0$ (left) and $e^- \gamma \rightarrow e^- h^0$ (middle) as a function of center-of-mass energy for various values of λ_1 and $\lambda = 0.517$ ($m_{h^0} = 125.09$ GeV), $\lambda_3 = 2\lambda_2 = 0.2$, $v_\Delta = \mu = 1$ GeV and $\lambda_4 = 0$. In the right side the total cross section $\sigma(e^- \gamma \rightarrow e^- h^0)$ in fb is displayed as a function of \sqrt{s} for five different angle cuts of 2° , 4° , 6° , 8° and 10° with $\lambda_1 = -0.2$.

incoming and outgoing electrons vanish. Therefore, we introduce a cut of 10° when we evaluate the total cross section for $e^- \gamma \rightarrow h^0 e^-$. However, in the case of $e^+e^- \rightarrow \gamma h^0$ process, we have checked that the total cross section does not depend on small cut. This is because of a cancelation between t-channel vertices and boxes diagrams.

Table 1. Benchmark points for Fig.4.

| Bench. | λ_1 | λ_4 | m_{H^\pm}/GeV | $m_{H^{\pm\pm}}/\text{GeV}$ |
|--------|-------------|-------------|------------------------|-----------------------------|
| BP1. | -0.2 | 0.0 | ≈ 206 | |
| BP2. | 0.0 | 0.0 | | |
| BP3. | +0.2 | 0.0 | | |

As it can be noticed, the cross sections are enhanced near the region $\sqrt{s} \approx 250$ GeV. As far as \sqrt{s} increases further, the destructive interference between the SM and HTM contributions gets more severe and becomes maximal near the $t\bar{t}$ threshold, responsible for the dips clearly seen in the figure. After crossing the $t\bar{t}$ threshold, a constructive or destructive interference with SM contribution depending on the sign of λ_1 which is the same as the sign of $\bar{\lambda}_{h^0 H^\pm H^\mp}$. Note that the vertex contribution for $e^+e^- \rightarrow h^0 \gamma$ scales like $1/s$ and thus drop steeply for large \sqrt{s} , while for $e^- \gamma \rightarrow e^- h^0$ which have a t-channel contribution, the drop of the cross section for large \sqrt{s} is slower than for $e^+e^- \rightarrow \gamma h^0$.

Concerning the effect of charged Higgses on $R_{\gamma\gamma}(h^0)$ and the cross section $\sigma(e^+e^- \rightarrow \gamma h^0)$ and $\sigma(e^- \gamma \rightarrow e^- h^0)$, we illustrate in Fig.5 the variation of those observable as a function of the parameter λ_1 and the reduced couplings $\bar{\lambda}_{h^0 H^\pm H^\mp}$ and $\bar{\lambda}_{h^0 H^{\pm\pm} H^\mp}$. Hence, the sensitivity to $\lambda_1 < 0$ as well as $\bar{\lambda}_{h^0 H^\pm H^\mp} < 0$ and $\bar{\lambda}_{h^0 H^{\pm\pm} H^\mp} < 0$ is particularly striking, as one can see for m_{H^\pm} above 150 GeV, $R_{\gamma\gamma}$ is enhanced substantially beyond its SM values. This is due to a constructive interference between the SM contribution dominantly by W^+ , and that of singly and

doubly charged Higgs bosons in $h^0 \gamma \gamma$ and $h^0 \gamma Z$ couplings. On the other hand, note that both vertices given in Eqs.(18) and (17) contribute to both $R_{\gamma\gamma}$ and $\sigma(e^+e^- \rightarrow \gamma h^0)$. Therefore, we expect that $\sigma(e^+e^- \rightarrow \gamma h^0)$ would vary in a similar way as $R_{\gamma\gamma}$. This fact is clearly seen from the lower panels of Fig.5. Indeed, the cross section can reach values as high as 0.096 fb for negative values of λ_1 , requiring a rather light singly (and/or doubly) charged Higgs bosons in the range [100, 200] GeV. Such large enhancement is related to the sensitivity to trilinear reduced couplings $\bar{\lambda}_{h^0 H^\pm H^\mp}$ and $\bar{\lambda}_{h^0 H^{\pm\pm} H^\mp}$, which also depend on $\lambda_{1,4}$ signs.

It is, therefore, possible to address a possible correlation between $R_{\gamma V}$, $V = \gamma, Z$, and $R_{\gamma h^0}$ (resp. $R_{\gamma V}$ and $R_{e^- h^0}$) as displayed in Fig.6 (resp. Fig.7). Depending on the parameter space, one can predict a positive correlation between these two observable. Thus, it can be seen clearly from these plots that when $R_{\gamma V}(h^0) > 1$ we almost have $\sigma(e^+e^- \rightarrow \gamma h^0) > \sigma(e^+e^- \rightarrow \gamma H^{SM})$ (resp. $\sigma(e^- \gamma \rightarrow e^- h^0) > \sigma(e^- \gamma \rightarrow e^- H^{SM})$) and vice versa. Further improvement may be achieved, reflecting the charged Higgs masses dependence on these two observable, with regards to λ_1 and $2\lambda_1 + \lambda_4$ signs, the charged Higgs loops interfere constructively (destructively) with the SM loops. Hence, the lighter the charged Higgs masses are, the larger the enhancement in both the total cross sections $\sigma(e^+e^- \rightarrow \gamma h^0)$, $\sigma(e^- \gamma \rightarrow e^- h^0)$ and the signal strength $R_{\gamma V}$ as illustrated in the right of Fig.5.

Ultimately it is interesting to understand the differential cross section for both processes $e^+e^- \rightarrow \gamma h^0$ and $e^- \gamma \rightarrow e^- h^0$, as well as the structure of the correlation between $R_{\gamma\gamma}$ and $R_{\gamma Z}$ for the observed h^0 SM-like. Such correlation is exhibited in Fig.8 (left) for fixed values of μ and v_Δ and a scan over λ_1, λ_4 , which demonstrate that these two decay modes are generally correlated, and typically an $R_{\gamma\gamma} \gtrsim 1$ will be consistent with the model for $R_{\gamma Z} \gtrsim 1$. The middle side of Fig.8 shows the distribution for the differential cross section as a function of the transverse

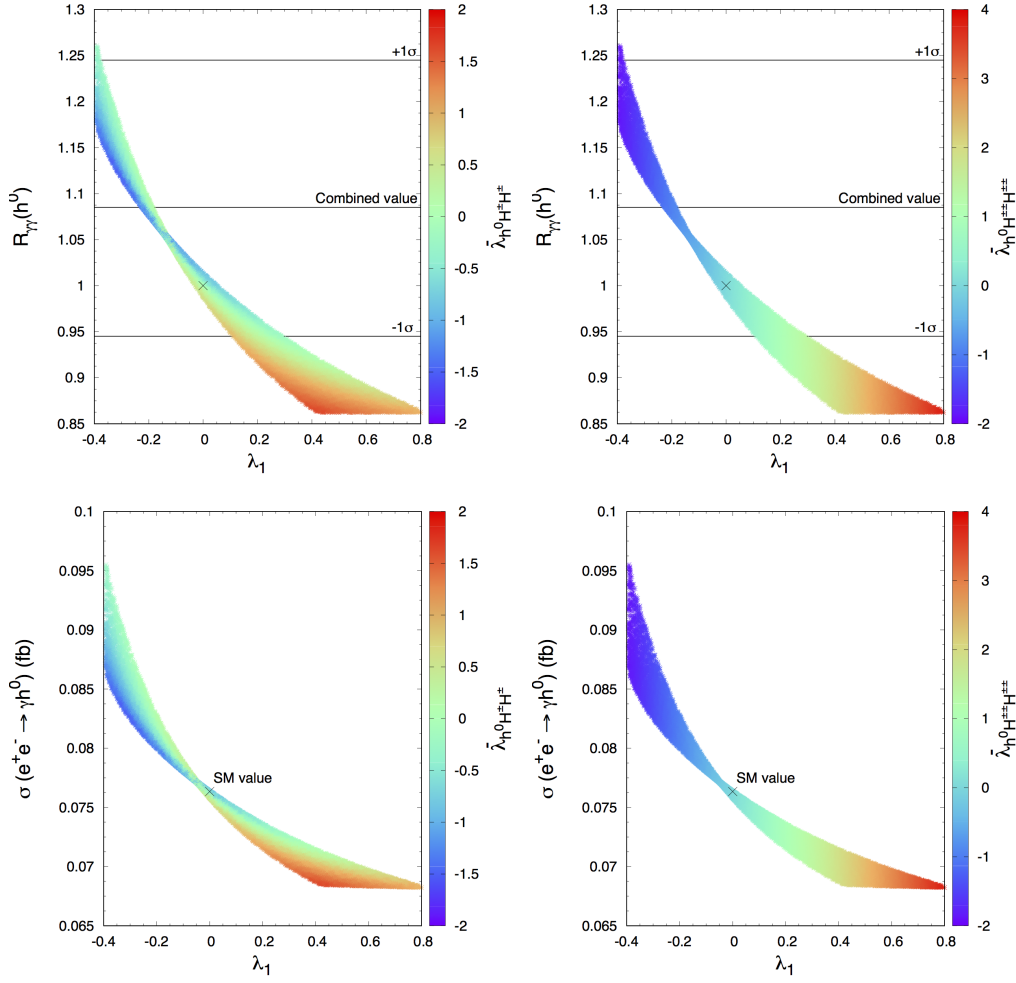


Fig. 5. Signal strength $R_{\gamma\gamma}(h^0)$ (upper panels) and $\sigma(e^+e^- \rightarrow \gamma h^0)$ (fb) total cross section for $\sqrt{s} = 250$ GeV (lower panel) as a function of λ_1 coupling. The other inputs are $\lambda = 0.517$ ($m_{h^0} = 125.09$ GeV), $\lambda_3 = 2\lambda_2 = 0.2$, $-1.2 \leq \lambda_4 \leq 0.8$, $v_\Delta = \mu = 1$ GeV. Horizontal lines denote the central and $\pm 1\sigma$ combined diphoton strength signal reported by ATLAS [52] and CMS [53] at 13 TeV. Left color coding shows the variation of the reduced trilinear coupling $\bar{\lambda}_{h^0 H^\pm H^\mp}$ while the right one shows the $\bar{\lambda}_{h^0 H^\pm H^\pm}$.

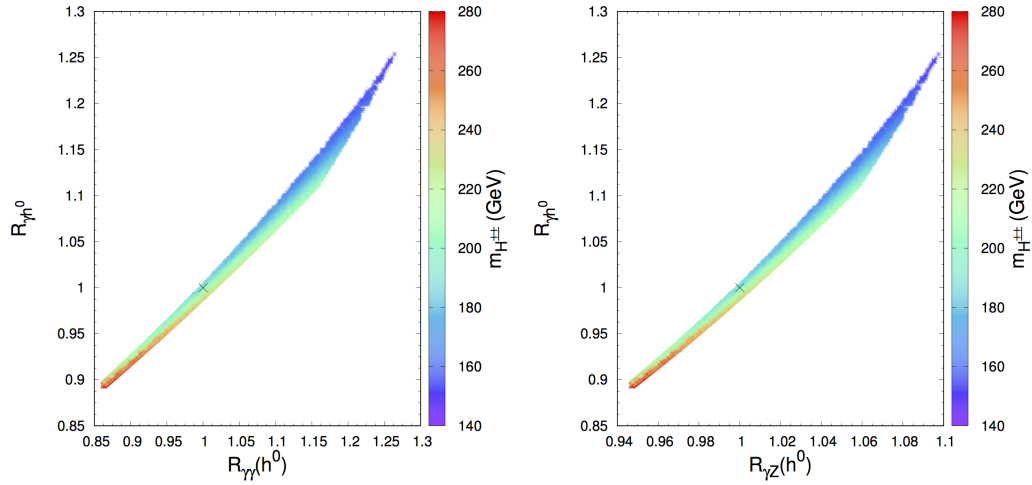


Fig. 6. $R_{\gamma h^0}$ correlation with $R_{\gamma\gamma}(h^0)$ (left) and $R_{\gamma Z}(h^0)$ (right) in the HTM. Color coding shows the variation of $m_{H^\pm\pm}$. Inputs as in Fig.5

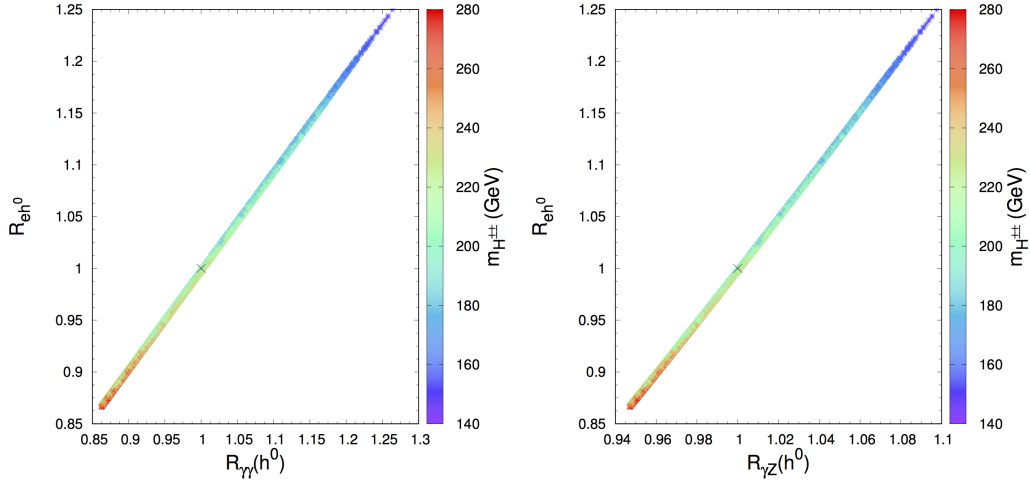


Fig. 7. $R_{e^-h^0}$ correlation with $R_{\gamma\gamma}(h^0)$ (left) and $R_{\gamma Z}(h^0)$ (right) in the HTM. Color coding shows the variation of $m_{H^{\pm\pm}}$. Inputs as in Fig.5

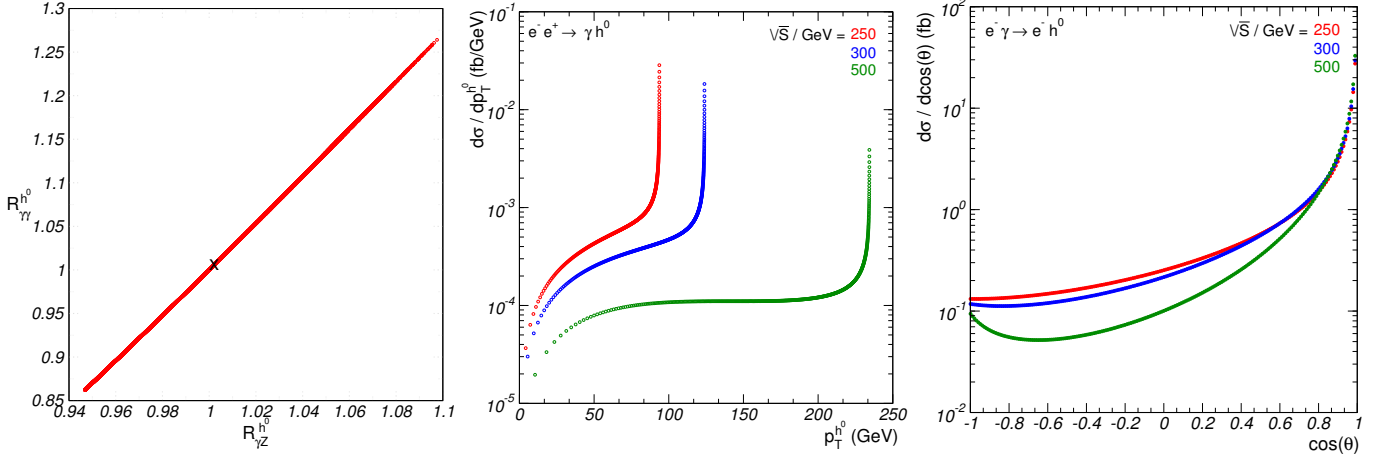


Fig. 8. Left : $R_{\gamma\gamma}^{h^0}$ correlation with $R_{\gamma Z}^{h^0}$. The middle (resp. right) side shows the distribution of the transverse momentum, $p_T^{h^0}$, for the $e^-e^+ \rightarrow \gamma h^0$ (resp. differential cross section for $e^-e^+ \rightarrow e^-h^0$) for various $\sqrt{s}=250,300$ and 500 GeV, we fix here $(\lambda_1, \lambda_4) = (-0.35, +0.61)$

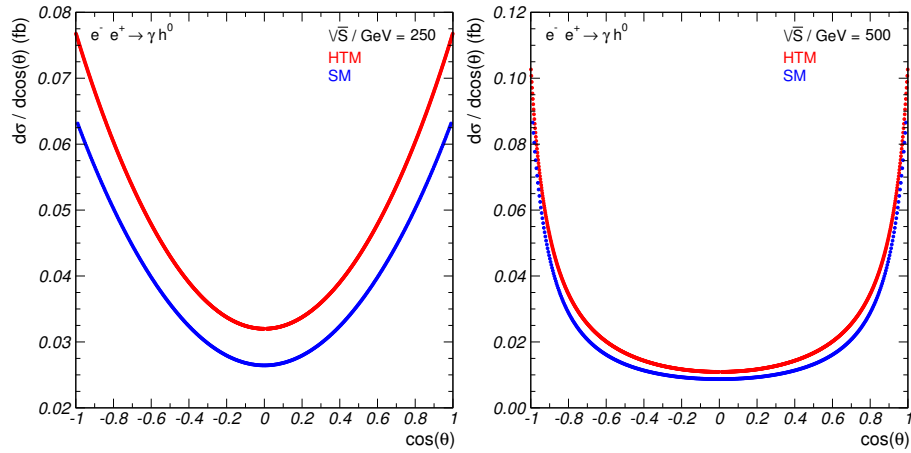


Fig. 9. Differential cross section for $e^-e^+ \rightarrow \gamma h^0$ in both SM and HTM for two values of $\sqrt{s} = 250$ GeV (left) and 500 GeV (right). We fix here $(\lambda_1, \lambda_4) = (-0.35, +0.61)$.

momentum of the Higgs boson h^0 ($p_T^{h^0}$), such a computation is carried out for various value of $\sqrt{s} = 250, 300, 500$ GeV, employing a calculation of the one-loop scattering amplitudes for all relevant partonic channels. It is obvious from the $p_T^{h^0}$ distribution that there is a greater likelihood of producing the h^0 boson with a small transverse momentum. Furthermore, the cross-section is expected to increase as the energy decrease and the increase will be faster at lower $p_T^{h^0}$ values.

We also show in Fig.(8) the differential cross section $d\sigma(e^- \gamma \rightarrow e^- h^0)/d\cos\theta$ for three center-of-mass energies $\sqrt{s} = 250, 300$ and 500 GeV. Such a differential cross section gets significantly enhanced near the forward direction $\cos\theta \approx 1$, which is due to the t -channel diagram (v_1) in Fig.1 as explained below.

Finally, Fig.9 displays differential cross section for $e^- e^+ \rightarrow \gamma h^0$ in both SM and HTM for two values of $\sqrt{s} = 250$ GeV (left) and 500 GeV. As expected, in the absence of new Lorentz structure in the HTM, the differential cross section in the HTM possess the same shape as in the SM and is slightly shifted up due to the charged Higgses effects.

5 Conclusions

The LC is expected to play a crucial role in understanding the nature of the Higgs boson, which is just getting started, and will have a lot to add to whatever the LHC will find out. In this paper, we have studied, in the framework of the HTM, the one-loop processes $e^+ e^- \rightarrow \gamma h^0$ and $e^- \gamma \rightarrow e^- h^0$ in the Feynman gauge using dimensional regularization for the future LC machine, where h^0 is the lightest, neutral, CP-even Higgs boson. We have shown that the singly (-doubly) charged Higgs loops in HTM can modify significantly the cross section compared to the SM predictions, depending on the parameter λ_1 and λ_4 which controls the contribution of the charged Higgs bosons in the loops. We find that such cross sections for the studied processes are quite sensitive to these parameters; so that the observable $R_{\gamma h^0}$ that we defined for the LC can be away from unity implying the presence of new charged particles in the loops. Such new charged particles would also contribute to the one loop couplings $h \rightarrow \gamma\gamma$ and $h \rightarrow \gamma Z$. Therefore, we have shown that the correlation between $R_{\gamma h^0}$, $R_{e^- h^0}$ and $R_{\gamma\gamma}(h^0)$ can be mainly positive for $\sqrt{s} = 250$ GeV depending on the HTM parameter space. We also illustrate on one hand, the transverse momentum distribution for the $e^+ e^- \rightarrow \gamma h^0$ which shows an enhancement near $p_T^{h^0} \approx \sqrt{s}/2$ and on the other hand the differential cross section for $e^+ e^- \rightarrow \gamma h^0$ for different center of mass energy.

Acknowledgment

This work is supported in part by the Moroccan Ministry of Higher Education and Scientific Research under Contract N° PPR/2015/6, and by the GDRI-Physique

de l'infiniment petit et l'infiniment grand-P2IM. AA acknowledges NCTS NTU for hospitality. LR would like to thank the L2C laboratory of the university of Montpellier for hospitality, where part of this work has been done.

References

1. G. Aad *et al.* [ATLAS Collaboration], Phys. Lett. B **716** (2012) 1
2. S. Chatrchyan *et al.* [CMS Collaboration], Phys. Lett. B **716** (2012) 30
3. S. Weinberg, Phys. Rev. Lett. **43** (1979) 1566.
4. F. Wilczek and A. Zee, Phys. Rev. Lett. **43** (1979) 1571.
5. P. Minkowski, Phys. Lett. **67B** (1977) 421.
6. R. N. Mohapatra and G. Senjanovic, Phys. Rev. Lett. **44** (1980) 912.
7. T. Yanagida, Conf. Proc. C **7902131** (1979) 95.
8. M. Gell-Mann, P. Ramond and R. Slansky, Conf. Proc. C **790927** (1979) 315
9. J. Schechter and J. W. F. Valle, Phys. Rev. D **22** (1980) 2227.
10. K. S. Babu, C. N. Leung and J. T. Pantaleone, Phys. Lett. B **319** (1993) 191
11. S. Antusch, M. Drees, J. Kersten, M. Lindner and M. Ratz, Phys. Lett. B **525** (2002) 130
12. M. Magg and C. Wetterich, Phys. Lett. **94B** (1980) 61.
13. T. P. Cheng and L. F. Li, Phys. Rev. D **22** (1980) 2860.
14. G. Lazarides, Q. Shafi and C. Wetterich, Nucl. Phys. B **181** (1981) 287.
15. R. N. Mohapatra and G. Senjanovic, Phys. Rev. D **23** (1981) 165.
16. R. Foot, H. Lew, X. G. He and G. C. Joshi, Z. Phys. C **44** (1989) 441.
17. A. Arhrib, R. Benbrik, M. Chabab, G. Moulhaka, M. C. Peyranere, L. Rahili and J. Ramadan, Phys. Rev. D **84** (2011) 095005 ; A. Arhrib, R. Benbrik, G. Moulhaka and L. Rahili, arXiv:1411.5645 [hep-ph].
18. P. S. Bhupal Dev, D. K. Ghosh, N. Okada and I. Saha, JHEP **1303** (2013) 150 Erratum: [JHEP **1305** (2013) 049] ; Y. Du, A. Dunbrack, M. J. Ramsey-Musolf and J. H. Yu, JHEP **1901** (2019) 101
19. P. Fileviez Perez, T. Han, G. y. Huang, T. Li and K. Wang, Phys. Rev. D **78** (2008) 015018
20. A. Melfo, M. Nemevsek, F. Nesti, G. Senjanovic and Y. Zhang, Phys. Rev. D **85** (2012) 055018
21. F. del Aguila and J. A. Aguilar-Saavedra, Nucl. Phys. B **813** (2009) 22
22. S. Chakrabarti, D. Choudhury, R. M. Godbole and B. Mukhopadhyaya, Phys. Lett. B **434** (1998) 347
23. M. Aoki, S. Kanemura and K. Yagyu, Phys. Rev. D **85** (2012) 055007
24. E. J. Chun and P. Sharma, Phys. Lett. B **728** (2014) 256
25. S. Banerjee, M. Frank and S. K. Rai, Phys. Rev. D **89** (2014) no.7, 075005
26. F. Gianotti and M. Pepe-Altarelli, Nucl. Phys. Proc. Suppl. **89** (2000) 177, D. Zeppenfeld, R. Kinnunen, A. Nikitenko and E. Richter-Was, Phys. Rev. D **62** (2000) 013009
27. G. Moortgat-Pick *et al.*, Eur. Phys. J. C **75** (2015) no.8, 371, H. Baer *et al.*, arXiv:1306.6352 [hep-ph].
28. A. Barroso, J. Pulido and J. C. Romao, Nucl. Phys. B **267** (1986) 509.

29. A. Abbasabadi, D. Bowser-Chao, D. A. Dicus and W. W. Repko, Phys. Rev. D **52** (1995) 3919
30. A. Djouadi, V. Driesen, W. Hollik and J. Rosiek, Nucl. Phys. B **491** (1997) 68
31. M. Krawczyk, J. Zochowski and P. Mattig, Eur. Phys. J. C **8** (1999) 495 ; A. G. Akeroyd, A. Arhrib and M. Capdequi Peyranere, Mod. Phys. Lett. A **14** (1999) 2093 Erratum: [Mod. Phys. Lett. A **17** (2002) 373]
32. S. Kanemura, K. Mawatari and K. Sakurai, Phys. Rev. D **99** (2019) no.3, 035023
33. A. Arhrib, R. Benbrik and T. C. Yuan, Eur. Phys. J. C **74** (2014) 2892
34. M. Demirci, arXiv:1905.09363 [hep-ph].
35. C. Bonilla, R. M. Fonseca and J. W. F. Valle, Phys. Rev. D **92** (2015) no.7, 075028
36. M. Mitra, S. Niyogi and M. Spannowsky, Phys. Rev. D **95** (2017) no.3, 035042
37. J. Abdallah *et al.* [DELPHI Collaboration], Phys. Lett. B **552** (2003) 127
38. CMS Collaboration [CMS Collaboration], “A search for doubly-charged Higgs boson production in three and four lepton final states at $\sqrt{s} = 13$ TeV,” CMS-PAS-HIG-16-036.
39. M. Aaboud *et al.* [ATLAS Collaboration], Eur. Phys. J. C **78** (2018) no.3, 199
40. S. Kanemura, K. Yagyu and H. Yokoya, Phys. Lett. B **726** (2013) 316
41. S. Kanemura, M. Kikuchi, K. Yagyu and H. Yokoya, Phys. Rev. D **90** (2014) 115018.
42. S. Kanemura, M. Kikuchi, H. Yokoya and K. Yagyu, PTEP **2015** (2015) 051B02
43. M. Aaboud *et al.* [ATLAS Collaboration], Eur. Phys. J. C **79** (2019) no.1, 58
44. V. Khachatryan *et al.* [CMS Collaboration], Phys. Rev. Lett. **114** (2015) no.5, 051801
45. A. M. Sirunyan *et al.* [CMS Collaboration], Phys. Rev. Lett. **120** (2018) no.8, 081801
46. D. K. Ghosh, N. Ghosh, I. Saha and A. Shaw, Phys. Rev. D **97** (2018) no.11, 115022
47. P. Bechtle, O. Brein, S. Heinemeyer, O. Stål, T. Stefaniak, G. Weiglein and K. E. Williams, Eur. Phys. J. C **74** (2014) no.3, 2693
48. P. Bechtle, S. Heinemeyer, O. Stål, T. Stefaniak and G. Weiglein, Eur. Phys. J. C **74** (2014) no.2, 2711
49. T. Hahn, Comput. Phys. Commun. **140** (2001) 418 ; T. Hahn and C. Schappacher, Comput. Phys. Commun. **143** (2002) 54 ; T. Hahn and M. Perez-Victoria, Comput. Phys. Commun. **118** (1999) 153 ; J. Kublbeck, M. Bohm and A. Denner, Comput. Phys. Commun. **60** (1990) 165. .
50. G. J. van Oldenborgh, Comput. Phys. Commun. **66** (1991) 1. ; T. Hahn, Acta Phys. Polon. B **30** (1999) 3469 ; T. Hahn, PoS ACAT **2010** (2010) 078.
51. M. Chabab, M. C. Peyranre and L. Rahili, Phys. Rev. D **93** (2016) no.11, 115021
52. M. Aaboud *et al.* [ATLAS Collaboration], Phys. Rev. D **98** (2018) 052005
53. A. M. Sirunyan *et al.* [CMS Collaboration], JHEP **1811** (2018) 185