

CMB targets after the latest Planck data release

Renata Kallosh^{1,*} and Andrei Linde^{1,†}

¹Stanford Institute for Theoretical Physics and Department of Physics, Stanford University, Stanford, CA 94305, USA

We show that a combination of the simplest α -attractors and KKLTI models related to Dp-brane inflation covers most of the area in the (n_s, r) space favored by Planck 2018. For α -attractor models, there are discrete targets $3\alpha = 1, 2, \dots, 7$, predicting 7 different values of $r = 12\alpha/N^2$ in the range $10^{-2} \gtrsim r \gtrsim 10^{-3}$. In the small r limit, α -attractors and Dp-brane inflation models describe vertical β -stripes in the (n_s, r) space, with $n_s = 1 - \beta/N$, $\beta = 2, \frac{5}{3}, \frac{8}{5}, \frac{3}{2}, \frac{4}{3}$. A phenomenological description of these models and their generalizations can be achieved in the context of pole inflation. Most of the 1σ area in the (n_s, r) space favored by Planck 2018 can be covered models with $\beta = 2$ and $\beta = 5/3$. Future precision data on n_s may help to discriminate between these models even if the precision of the measurement of r is insufficient for the discovery of gravitational waves produced during inflation.

I. INTRODUCTION

Current and future CMB missions, such as BICEP2/Keck [1, 2], CMB-S4 [3–5], SO [6], LiteBIRD [7] and PICO [8], may potentially detect the tensor to scalar ratio at a level $r = 5 \cdot 10^{-4} (5\sigma)$ and improve constraints on n_s by a factor of three relative to Planck, to achieve $\sigma(n_s) = 0.0015$ [8]. A thorough investigation of all phenomenologically viable inflationary models that can explain the future CMB data is necessary for a correct interpretation of the meaning of a detection/non-detection of the primordial gravitational waves. It is therefore important to perform a careful investigation of the motivation, phenomenological consistency, and predictions of such models.

B-mode detection at $r \gtrsim 10^{-2}$ is possible. For example, power-law axion monodromy potentials during inflation have potentials proportional to φ^p with $p < 2$ [10–12]. These potentials were derived in string theory, future data may validate them if B-modes are detected relatively soon. Some of them, like $V \sim \phi$ and $V \sim \phi^{2/3}$ are shown in Fig. 1. The multi-field version of axion monodromy models [13] may have smaller values of n_s , which would improve the agreement with the data. If these or other models are validated by the B-mode searches that are presently underway, such as BICEP2/Keck [2], this early detection of the primordial gravitational waves will be a tremendous success.

At present the error bars for the B-mode detection are too large to come to any conclusion in this respect, $\sigma(r) \sim 0.02$ [2]. But during the next 5 - 10 years it will become $\sigma(r) \sim 0.005$, or even $\sigma(r) \sim 0.003$, depending on the level of delensing that can be achieved in the future [1, 2]. Therefore the future missions will be needed to clarify any results of the current B-mode experiments.

Another set of simple models which are inside the Planck 2018 2σ bounds on n_s are α -attractor models, see for example the gray stripe in Fig. 1, which shows the prediction of the simplest T-model with potential $V \sim \tanh^2 \frac{\varphi}{\sqrt{6}\alpha}$ for $47 < N < 57$, and also Fig. 2 where the red lines show predictions of the simplest E-model with $V \sim (1 - e^{-\sqrt{\frac{2}{3\alpha}}\varphi})^2$, and the yellow lines correspond to the T-model $V \sim \tanh^2 \frac{\varphi}{\sqrt{6}\alpha}$, for $N = 50$ and $N = 60$.¹ According to Planck 2018 [14], the α -attractor models with $\alpha \lesssim 10$ provide a good fit to the Planck data. We show these models in Fig. 2 and Fig. 3.

However, one should be prepared to any outcome of B-mode experiments, especially if we have legitimate targets at $r \lesssim 10^{-2}$. This is the main subject of our investigation. A short summary of some of our results can be found in [15].

arXiv:1909.04687v4 [hep-th] 25 Oct 2021

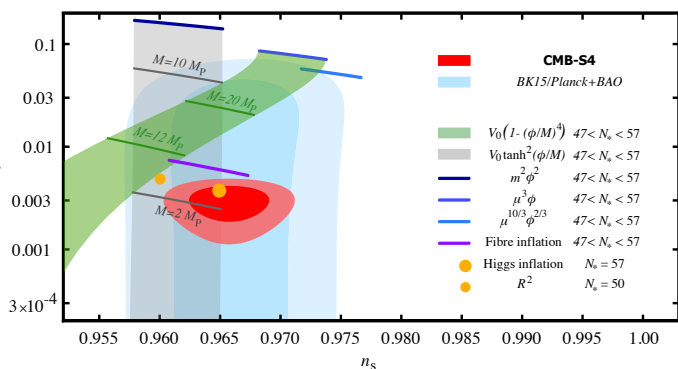


FIG. 1. The figure from the latest CMB-S4 Science Case paper [5]. The gray area shows predictions of the simplest α -attractor model $V \sim \tanh^2 \frac{\varphi}{M}$ for $47 < N < 57$. The green area is for the hilltop model with $V \sim 1 - (\varphi/M)^4$. This model is theoretically inconsistent for $M \gg 1$, which is the only range of M where it could match observational data [9].

Of course, one may argue that it is premature to plan for the long journey when the goal is nearby, and the

* kallosh@stanford.edu

† alinde@stanford.edu

¹ In this paper we use the Planck mass units $M_P = 1$.

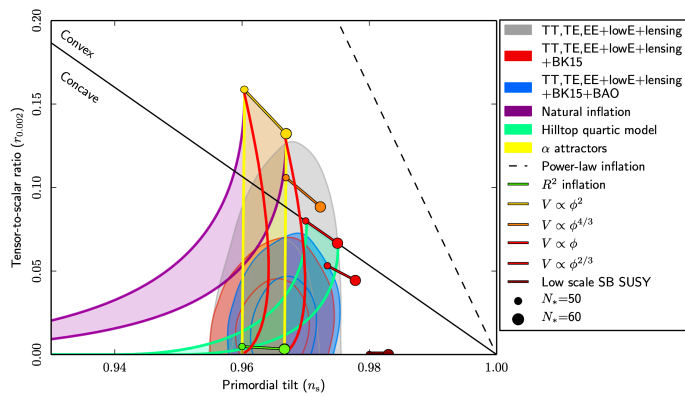


FIG. 2. Yellow lines show predictions of the T-models with $V \sim \tanh^2 \frac{\varphi}{\sqrt{6}\alpha}$. Red lines are for E-models, $V \sim (1 - e^{-\sqrt{\frac{2}{3}\alpha}\varphi})^2$, for $N = 50$ and $N = 60$. These two basic α -attractor models together cover a significant part of the area favored by Planck 2018 and BICEP2/Keck (BK15).

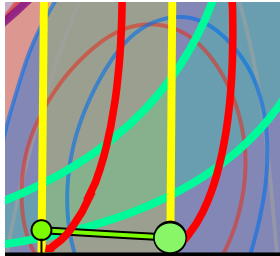


FIG. 3. This is the most relevant part of Fig. 2, which shows α -attractor models with $\alpha \lesssim 10$. Thick yellow lines correspond to the simplest T-models, thick red lines, slightly to the right, correspond to the simplest E-models. A combination of these two models covers the main part of the central red (blue) 1σ ellipses favored by Planck 2018 and BK15. Red ellipses show the results taking into account all available CMB-related data. This subset of the data was used in Planck 2018 for evaluation of inflationary models. Blue ellipses additionally take into account the data related to baryon acoustic oscillations.

Our goal here is to discuss the simplest but physically motivated models, where a single parameter, or a combination of two parameters, is sufficient to fit all presently available data, and to identify some ‘future-safe’ models, which have a fighting chance to describe and parametrize all data to be obtained in the next one or two decades. Note that a comprehensive analysis of many inflationary models was performed in *Encyclopædia Inflationaris* [16] and in the context of a CORE mission in [17], based on Planck 2013 and 2015, respectively, and an update of *Encyclopædia Inflationaris* based on Planck 2018 [14] is in preparation. A more recent analysis of single-field inflationary models in [18] has emphasized the importance of the decrease in the measurement uncertainty of the scalar spectral index.

To explain our motivation in a more detailed way we should note that it is possible to describe any set of the 3 main parameters of inflationary perturbations, A_s , n_s and r , by tuning 3 parameters of a simple model

$V = a\phi^2 + b\phi^3 + c\phi^4$ [19, 20]. Similarly, one can study a chaotic landscape of multifield potentials, and evaluate statistical probability of any outcome, without necessarily making sharp predictions, see e.g. [21–28]. One can also try to find multifield models predicting controllable amount of non-Gaussianity compatible with the Planck 2018 constraints, see e.g. [29–34] and references therein. These are legitimate possibilities.

However, it is difficult not to be excited and intrigued by the fact that dozens of models which were popular 10 years ago are already ruled out, whereas some of the models proposed more than 3 decades ago, such as the Starobinsky model [35], the Higgs inflation model [36, 37], and the GL model [38, 39], require just a single parameter to successfully account for all presently available data. All of these models are shown in figure 2.2 from PICO [8].

On the other hand, a discovery of the gravitational waves in the range $r \gtrsim 5 \times 10^{-3}$ would rule out all three of these models, whereas a non-discovery of the gravitational waves in the range $r \gtrsim 2 \times 10^{-3}$ would rule out the first two models in this list. How the predictions of the Starobinsky model change if one adds to it some terms higher order in R ? What will happen to the Higgs inflation if the potentials in these theories have terms higher order in ϕ ? Many models of string theory inflation predict r well below the level $5 \cdot 10^{-4}$ to be reached by PICO. Do we have any other reasonable targets with $r \lesssim 10^{-2}$, or we just have optimistic expectations, similar to the expectations that the low energy supersymmetry will be discovered at LHC?

The starting point of our investigation are the results of Planck 2018 [14]. In Table 5 in [14] there is a selection of models which show the implications of data for the most popular single-field slow-roll inflationary models, with a small number of free parameters. Many of these models, such as the monomial models with $V \sim \phi^2$ or ϕ^4 , are already ruled out, but there are three classes of models which provide a very good fit to the Planck data.

The first class of models includes the Starobinsky model, the Higgs inflation model, the GL model, and the large class of α -attractors substantially generalizing all of these models [40–42]. We will describe these models in detail in Sections II, III. Predictions of α -attractors, in the small α limit, are given by

$$1 - n_s = \frac{2}{N}, \quad r = \frac{12\alpha}{N^2}. \quad (1)$$

Examples include T-models with potentials $V \sim \tanh^{2n} \frac{\varphi}{\sqrt{6}\alpha}$ and E-models with potentials $V \sim (1 - e^{-\sqrt{\frac{2}{3}\alpha}\varphi})^{2n}$. The parameter α in these models has a nice geometric interpretation in terms of the underlying hyperbolic geometry.

In general, α may take arbitrary values. However, in section III we will discuss 7 especially interesting discrete

values $3\alpha = 7, 6, 5, 4, 3, 2, 1$, which are U-duality benchmarks associated with M-theory, string theory, maximal $\mathcal{N} = 8$ supergravity. They correspond to 7 different values of r in the range $10^{-3} \lesssim r \lesssim 10^{-2}$, which can be viewed as B-mode targets for the next round of CMB experiments.

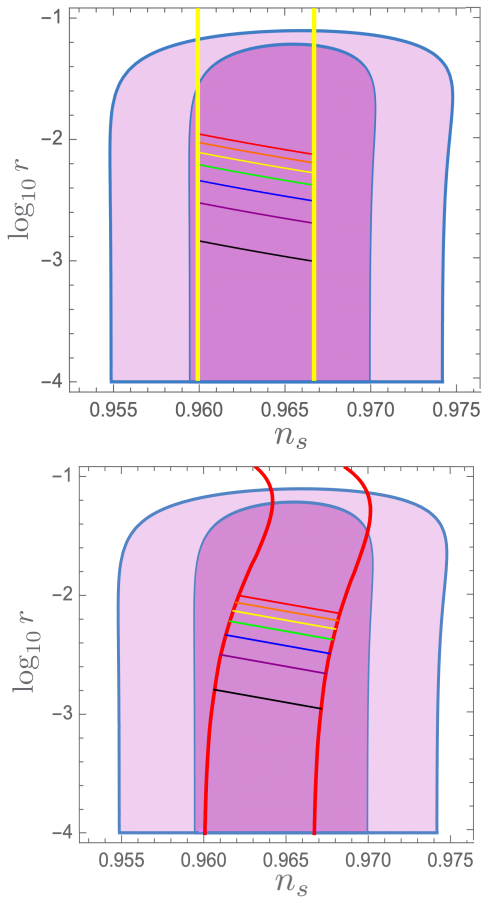


FIG. 4. U-duality benchmarks in α -attractor inflationary models originating from theories with maximal supersymmetry: M-theory, string theory, maximal supergravity. Simplest T-model is shown on the upper figure, simplest E-models are shown on the lower figure. The 7-disk model [43, 44] allows 7 discrete values: $3\alpha = 7$ shown by a red line, $3\alpha = 6$ (orange), $3\alpha = 5$ (yellow), $3\alpha = 4$ (green), $3\alpha = 3$ (blue), $3\alpha = 2$ (purple) and $3\alpha = 1$ (black). All other values of α originate from minimal supergravity models. Red ellipses show the Planck 2018 results taking into account the CMB-related data including BK14. This subset of the data was used in Planck 2018 for evaluation of inflationary models.

Some of these targets have other reasons to be examined. At $3\alpha = 6$ we would probe string theory fibre inflation [45, 46], at $3\alpha = 3$ we would probe the Starobinsky model [35], the Higgs inflationary model [36, 37], as well as the conformal inflation model [47]. Finally, at $3\alpha = 1$ we would probe the case of the maximal superconformal symmetry, as explained in Appendix A. There is yet another target, at $\alpha = 1/9$, $r \sim 5 \times 10^{-4}$, which corresponds to the GL model [38, 39] shown by a purple dot in figure 2.2 from PICO [8]. This is a supergravity inflationary

model involving just a single superfield, which provided the first example of chaotic inflation with a plateau potential.

The second class of models favored by Planck 2018 includes the hilltop inflation models with potentials $V \sim 1 - \frac{\varphi^k}{m^k} + \dots$ [48, 49]. However, the simplest models $V \sim 1 - \frac{\varphi^k}{m^k}$ have the potential unbounded from below, and describe the universe collapsing immediately after inflation [9]. For $m \lesssim 1$, one can improve these models without modifying their inflationary predictions, but such models predict too low n_s for $k = 2$ and 4, so they are already ruled out. Meanwhile in the large m limit all models $V \sim 1 - \frac{\varphi^k}{m^k}$, for any k , have universal predictions for n_s and r coinciding with the predictions of the simple model with a linear potential $V \sim \phi$, as shown by the dark blue line at the right upper part of the green area in Fig. 1. According to [9], this universality, which could be an attractive feature of hilltop inflation, is directly linked to the fundamental inconsistency of these models.

This does not mean that the full class of hilltop models is ruled out. However, consistent generalizations of the models $V \sim 1 - \frac{\varphi^k}{m^k}$ for $m \gtrsim 10$ typically have very different predictions. One such model discussed in [9] is relatively well motivated (the Coleman-Weinberg model), but it does not seem to match the Planck data too well. Another model, with $V \sim (1 - \frac{\varphi^4}{m^4})^2$, provides a better fit to the data, but it is not well motivated. Both of these models in the large m limit predict much greater values of r than the model $V \sim 1 - \frac{\varphi^4}{m^4}$. Neither of them makes predictions reproducing the green area, which was supposed to describe hilltop inflation in the Planck, CMB-S4 and PICO figures. We will not discuss these models here, and refer the readers to [9] for a detailed investigation of hilltop inflation after Planck 2018.

The third class of models favored by Planck 2018 includes Dp-brane inflation models with $V \sim 1 - \frac{m^k}{\varphi^k} + \dots$ [16, 50, 51], where $k = 7 - p$, see section IV. Their simplest versions with $V \sim 1 - \frac{m^k}{\varphi^k}$, which were called BI (brane inflation) in [16], are inconsistent for the same reason as the simplest hilltop models [9]. Consistent generalizations of these models with potentials $V \sim (1 + \frac{m^k}{\varphi^k})^{-1} = \frac{\varphi^k}{\varphi^k + m^k}$ were proposed in [52] in the context of D3 brane inflation. These models were generalized and called KKLTI (KKLT inflation) in [16], and further developed in [51].

Predictions of α -attractors and four D-brane models with $p = 3, 4, 5, 6$ (i.e. with $k = 4, 3, 2, 1$) can be represented by five vertical attractor stripes with $r \ll 1$ and

$$1 - n_s = \frac{\beta}{N}, \quad \beta = 2, \frac{5}{3}, \frac{8}{5}, \frac{4}{3}, \frac{3}{2}. \quad (2)$$

As one can see from Fig. 5, they cover most of the 2σ area in the (n_s, r) space favored by Planck 2018. Moreover, to cover most of the 1σ area favored by Planck 2018

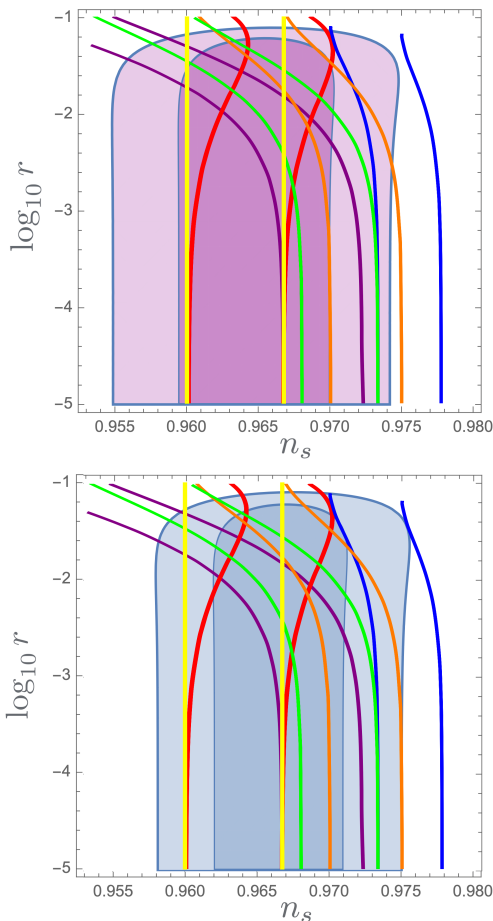


FIG. 5. A combined plot of the predictions of the simplest α -tractor models and Dp-brane inflation for $N = 50$ and 60 . From left to right, we show predictions of T-models, E-models, Dp – Dp brane inflation with $p = 3, 4, 5, 6$. They are shown by yellow, red, purple, green, orange and blue lines correspondingly. Red area shown in the upper figure represents the Planck 2018 results taking into account CMB-related data. Blue area shown in the lower figure additionally takes into account the data related to BAO.

it is sufficient to consider α -attractors and two D-brane models with $p = 3$ and 5 [9, 51].

Attractor β -stripes (2) shown in Fig. 5 appear not only for α -attractors and D-brane models, but also in a general pole inflation context introduced in [53], see also [54] and sections II, V of this paper. Pole inflation describes the cosmological attractors with the pole order q in the kinetic term of the inflaton field, see (3). In particular, α -attractors are the pole inflaton models with $q = 2$, whereas D-brane inflation potentials (both KKLTI and BI) with $k = 4, 3, 2, 1$ belong to the class of the pole inflation potentials with $q = \frac{5}{3}, \frac{8}{5}, \frac{4}{3}, \frac{3}{2}$ respectively. These models describe cosmological attractors which in the small r limit predict $1 - n_s = \frac{\beta}{N}$, where $\beta = \frac{q}{q-1}$.

These results can be compared with the phenomenological parametrization of inflationary models based on

an assumption that in “natural” models of inflation one may expect $1 - n_s = \frac{p+1}{N}$, where p is some phenomenological parameter [3, 55, 56]. In our paper, we use β instead of $p+1$ to avoid confusion with $p = 3, 4, 5, 6$ in Dp-brane inflation, where the use of the letter p in Dp is a long accepted standard.

As we will see, pole inflation provides a convenient theoretical framework for the phenomenological parametrization used in [3, 55, 56]. In particular, we will show that the characteristic scale of inflation introduced in [3] is directly related to the residue a_q at the pole of the inflaton kinetic term, see section VI. On the other hand, our results obtained in section V show that we may not need to have a large continuous range of parameters β : the predictions of the cosmological attractors described by the two stripes $\beta = 2$ and $\beta = 5/3$ completely cover the 1σ region in the (n_s, r) space favored by Planck 2018, see Fig. 10.

While we are unaware of any specific targets for r in D-brane inflation models and general pole inflation models with $q \neq 2$, the search of the B-modes, in combination with the improvement of the precision in the measurements on n_s , may be very important to distinguish different versions of these models from α -attractors and to get a better understanding of the post-inflationary evolution of the universe, including reheating, affecting the required value of the e-foldings N in all of these models.²

II. INFLATIONARY α -ATTRACTOR MODELS

We would like to explain here that in general class of α -tractor models the information about observables n_s and r is codified in their kinetic terms, under specific conditions. For example, the models have to be in their attractor regime, etc. The reason why α -attractors have specific benchmarks, to be discussed later, is this fact that the observational data are defined by kinetic terms of the theory. Kinetic terms for scalars are often defined by the symmetries of the theory, which may be broken by the potential. For example, the kinetic terms of scalars in maximal $\mathcal{N} = 8$ supergravity is defined by U-duality symmetry, $E_{7(7)}$.

It is convenient to explain this feature using the ‘pole inflation’ version of α -attractors [53].

² The standard assumption is that N can be in the range from 50 to 60 (or from 47 to 57), but this range can be more broad, depending on the mechanism of reheating. For example, for quintessential α -attractors with gravitational reheating, the required value of the e-foldings N can be greater than in more conventional models by $\Delta N \sim 10$, which increases the predicted value of n_s by about 0.006 [57]. This additional increase can be greater than the Planck 1σ error bar for n_s .

A. α -attractors and pole inflation: E-models

There are many different ways to introduce α -attractors. In the context of this paper, it is useful to start with the pole interpretation of these models [53]

$$\mathcal{L} = \mathcal{L}_{\text{kin}} - V = -\frac{1}{2} \frac{a_q}{\rho^q} (\partial\rho)^2 - V(\rho). \quad (3)$$

Here the pole of order q is at $\rho = 0$ and the residue at the pole is a_q . If the potential is regular near the pole,

$$V = V_0(1 - c\rho + \dots), \quad c > 0, \quad (4)$$

one finds that inflation occurs in a small vicinity of the pole. Inflationary predictions n_s and r depend on q , on a_q , on the number of e-foldings N , and, in general, on the constant c in the potential.

As an example, let us first consider the simplest and the most important case $q = 2$, with $a_2 \equiv \frac{2}{3\alpha}$. In that case one can make a change of variables $\rho = e^{-\sqrt{\frac{2}{3\alpha}}\varphi}$. The theory (3) after the transformation represents a canonical field φ with action

$$\mathcal{L} = \mathcal{L}_{\text{kin}} - V = -\frac{1}{2} (\partial\varphi)^2 - V(e^{-\sqrt{\frac{2}{3\alpha}}\varphi}). \quad (5)$$

We called these models E-models, because of the exponential change of variables $\rho = e^{-\sqrt{\frac{2}{3\alpha}}\varphi}$. Inflation occurs at large positive values of the canonically normalized field φ , where the potential is given by

$$V = V_0(1 - c e^{-\sqrt{\frac{2}{3\alpha}}\varphi} + \dots). \quad (6)$$

It approaches the plateau from below. The canonical kinetic term $-\frac{1}{2}(\partial\varphi)^2$ is invariant under the constant shift of the inflaton, and the constant c can be absorbed into a redefinition of the exponential term. Therefore the theory at $\sqrt{\frac{2}{3\alpha}}\varphi \gg 1$ is equivalent to the one with a potential

$$V = V_0(1 - e^{-\sqrt{\frac{2}{3\alpha}}\varphi} + \dots). \quad (7)$$

But this is not a good potential because it is unbounded from below at $\varphi \rightarrow -\infty$. The simplest example of a consistent inflationary potential in this context is provided by $V = V_0(1 - \rho)^2$. In the canonical variables it is given by

$$V = V_0 \left(1 - e^{-\sqrt{\frac{2}{3\alpha}}\varphi}\right)^2. \quad (8)$$

For $\alpha = 1$ this potential coincides with the potential of the Starobinsky model. The main difference is that the action of the original Starobinsky model by design represents the Einstein action with an additional term R^2 , with a very large coefficient in front of it. But if one is allowed to add the large term $\sim R^2$, one may also consider general terms $F(R)$, which may change the structure of

the potential. The situation is similar to what happens in the theory of a scalar field $m^2\phi^2/2$ if one replaces it by an arbitrary potential $V(\phi)$: Inflation remains possible for an appropriate choice of $V(\phi)$, but inflationary predictions depend on the choice of the potential. This is related to the so-called η problem.

Meanwhile in the context of α -attractors, the asymptotic expression for any potential $V(\rho)$ growing but remaining non-singular at $\rho \rightarrow 0$ continues to be given by equation (7). This explains stability of the predictions of α -attractors with respect to considerable modifications of $V(\rho)$, including possible quantum corrections [58].

Some part of this stability is a general property of the theories (3), but the possibility to absorb the constant c in (4) into a shift of the field φ is a unique property of the models with $q = 2$. In this case the residue of the pole, introduced in [53], $a_2 = \frac{2}{3\alpha} = \frac{1}{|\mathcal{R}_K|}$ has a geometric origin. It was explained in [59, 60] that the Kähler curvature of the underlying moduli space is $\mathcal{R}_K = -\frac{2}{3\alpha}$.

One can also absorb the constant c in the potential into ρ for an arbitrary q

$$\tilde{\rho} \equiv c\rho. \quad (9)$$

In such case

$$\begin{aligned} \mathcal{L} &= -\frac{1}{2} a_q \frac{(\partial\rho)^2}{\rho^q} - V_0(1 - c\rho + \dots) \\ &= -\frac{1}{2} c^{q-2} a_q \frac{(\partial\tilde{\rho})^2}{\tilde{\rho}^q} - V_0(1 - \tilde{\rho} + \dots). \end{aligned} \quad (10)$$

For $q \neq 2$ removing c from the potential results in the rescaling of the residue of the pole

$$\tilde{a}_q = c^{q-2} a_q. \quad (11)$$

Thus, we could have started with a potential with $c = 1$ and a redefined residue of the pole, as shown in eq. (11)

$$\mathcal{L} = -\frac{1}{2} \tilde{a}_q \frac{(\partial\tilde{\rho})^2}{\tilde{\rho}^q} - V_0(1 - \tilde{\rho} + \dots). \quad (12)$$

Note that only in $q = 2$ case where we have the hyperbolic geometry, the residue of the pole $a_2 = \frac{2}{3\alpha} = \frac{1}{|\mathcal{R}_K|} = \tilde{a}_2$ has a geometric meaning, and we see that removing the constant c from the potential does not change the residue. In all other cases the original value a_q or the rescaled one \tilde{a}_q are not associated with any geometry and can be used for the purpose of a convenient description of the inflationary predictions of these models.

Explicit expressions for the spectral index n_s , the tensor-to-scalar ratio r , and the amplitude of perturbations A_s in leading order in $1/N$ at small α were derived in [53] for $q \neq 1$. We use the following notation here for the order of the pole q in eq. (3)

$$q = \frac{\beta}{\beta - 1}, \quad \beta = \frac{q}{q - 1}, \quad (13)$$

and we find

$$n_s = 1 - \frac{\beta}{N}, \quad r = 8\tilde{a}_q^{\beta-1} \left(\frac{\beta-1}{N}\right)^\beta, \quad A_s = \frac{2V_0}{3\pi^2 r}. \quad (14)$$

Thus, at $q = 2$, all dependence on the parameter in the potential c in (3) in r disappears without the need to redefine the residue of the pole, it is by preserving the one defined by geometry! For $q = \beta = 2$, $a_2 \equiv \frac{2}{3\alpha}$, these predictions are

$$n_s = 1 - \frac{2}{N}, \quad r = \frac{12\alpha}{N^2}, \quad A_s = V_\alpha \frac{N^2}{18\pi^2}. \quad (15)$$

where $V_\alpha = \frac{V_0}{\alpha}$. This means that for sufficiently small α and large N all $\beta = q = 2$ α -attractor models have the same values of n_s and a value of r which is independent on the potential, and depends only on α . We will explain in Section III that these $\beta = 2$ α -attractor models originate from the hyperbolic geometry, with the curvature $\mathcal{R} = -\frac{2}{3\alpha}$ [59].

As long as the prediction $n_s = 1 - \frac{2}{N}$ provides a good fit to the Planck 2018 data, the single parameter that we need to adjust is $V_\alpha \sim 10^{-10}$, which provides the amplitude of perturbations consistent with Planck normalization. And then, by adjusting α we can describe any value of r found by the B-mode searches.

Meanwhile the situation with $q \neq 2$ is slightly more complicated. The values of r and A_s for $q \neq 2$ depend on c , i.e. on the functional form of the potential, see (9), (11), (14), even though this dependence can be absorbed into the field redefinition. For a more detailed discussion of related issues see [53, 54] and section V.

B. T-models

From this perspective it may be important that the original α -attractor models derivable from supergravity always have the pole of order $q = 2$, due to hyperbolic geometry [40–44, 60].

$$\boxed{\text{hyperbolic geometry} \quad \Rightarrow \quad q = 2} \quad (16)$$

Prior to discussing it, it is important to introduce yet another class of α -attractors, T-models. The simplest example is given by the theory

$$\frac{1}{\sqrt{-g}}\mathcal{L} = \frac{R}{2} - \frac{(\partial_\mu\phi)^2}{2(1-\frac{\phi^2}{6\alpha})^2} - V(\phi). \quad (17)$$

Here $\phi(x)$ is the scalar field, the inflaton. Once again, the kinetic term is singular, but now the singularity is at $|\phi| = \sqrt{6\alpha}$. Instead of the variable ϕ , one can use a canonically normalized field φ by solving the equation $\frac{\partial\phi}{1-\frac{\phi^2}{6\alpha}} = \partial\varphi$, which yields $\phi = \sqrt{6\alpha} \tanh \frac{\varphi}{\sqrt{6\alpha}}$. The full

theory, in terms of the canonical variables, becomes

$$\frac{1}{\sqrt{-g}}\mathcal{L} = \frac{R}{2} - \frac{(\partial_\mu\varphi)^2}{2} - V(\sqrt{6\alpha} \tanh \frac{\varphi}{\sqrt{6\alpha}}). \quad (18)$$

Asymptotic value of the potential at large $\varphi > 0$ is given by

$$V(\varphi) = V_0 - 2\sqrt{6\alpha} V'_0 e^{-\sqrt{\frac{2}{3\alpha}}\varphi}. \quad (19)$$

Here $V_0 = V(\phi)|_{\phi=\sqrt{6\alpha}}$ is the height of the plateau potential, and $V'_0 = \partial_\phi V|_{\phi=\sqrt{6\alpha}}$. As in the E-models, the coefficient $2\sqrt{6\alpha} V'_0$ in front of the exponent can be absorbed into a redefinition (shift) of the field φ . Therefore all inflationary predictions of this theory in the regime with $e^{-\sqrt{\frac{2}{3\alpha}}\varphi} \ll 1$ are determined only by two parameters, V_0 and α .

The amplitude of inflationary perturbations A_s in these models matches the Planck normalization for $\frac{V_0}{\alpha} \sim 10^{-10}$. For the simplest model $V = \frac{m^2}{2}\phi^2$, belonging to a class of T-models with the potential symmetric with respect to $\phi \rightarrow -\phi$, one finds

$$V = 3m^2\alpha \tanh^2 \frac{\varphi}{\sqrt{6\alpha}}. \quad (20)$$

Then the condition $\frac{V_0}{\alpha} \sim 10^{-10}$ reads $m \sim 0.6 \times 10^{-5}$.

We should note that even though the predictions for large N and small α are rather well defined, the value of N itself does depend on the mechanism of reheating and post-inflationary equation of state, which is reflected in the uncertainty of the choice between $N \sim 50$ and $N \sim 60$. Also, predictions of different versions of α -attractors converge to their target (15) in a slightly different way. In Fig. 2 one can see that the predictions of the simplest T-models and E-models coincide in the two opposite limits, $\alpha \rightarrow 0$ and at $\alpha \rightarrow \infty$. Meanwhile for intermediate values of α the E-models predict somewhat higher values of n_s . As a result, a combination of these two models cover a significant part of the range of n_s and r favored by Planck 2018, see Figs. 2 and 3.

As we already mentioned, predictions of the models E-models (8) for $\alpha = 1$ coincide with the predictions of the Starobinsky model. Similarly, the predictions of the T-model with the potential $V \sim \tanh^4 \frac{\varphi}{\sqrt{6\alpha}}$ for $\alpha = 1$ nearly coincide with the predictions of the Higgs inflation. However, unlike Higgs inflation, predictions of α -attractors at small α are rather stable with respect to the change of the potential $V(\phi)$ and allow much greater flexibility with respect to the tensor to scalar ratio r by changing α . In this respect, α -attractors are more “future-safe”, allowing to describe and parametrize various outcomes of the B-mode searches.

On the other hand, predictions of α -attractors at greater values of α and r allow some variability, see the behavior of n_s and r at all α for $N = 60$ in Fig. 6, taken

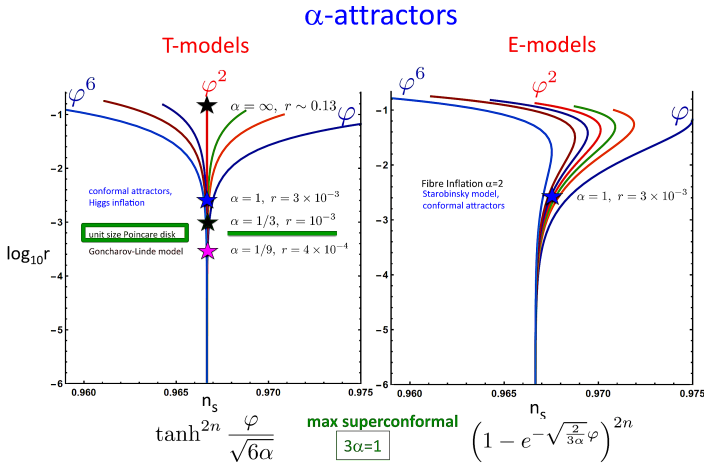


FIG. 6. Values of n_s and r for simplest T-models (20) and E-models (8). Here $n = \frac{1}{2}, \frac{3}{4}, \frac{7}{8}, 1, \frac{3}{2}, 2, 3$, starting from the right, increasing to the left, with the purple line for $n = 1$ in the middle, for $N = 60$ [61]. The predictions of these models interpolate between the predictions of various polynomial models φ^{2n} at very large α and the vertical attractor line $n_s = 1 - 2/N$ for $\alpha \leq 1$. Note that E-models tend to have slightly higher values of n_s than T-models at $r > 10^{-3}$.

from [61]. At $\alpha \gtrsim 1$ they are not given by the attractor equation (15), they approach the predictions of the potential $V \sim \varphi^{2n}$ in the limit $\alpha \rightarrow \infty$. If inflationary B-modes are detected above $r \sim 10^{-3}$ and precision in n_s improves, one may use these choices of α -attractor models to find the best one.

One of the important features of α -attractors is the fact that they depend on one parameter α , and therefore this parameter can be, eventually, inferred from the observational data, or better bounds on it can be obtained. Consider, for example, the description of the Tibet's experiment probing primordial gravitational waves, see Fig. 7 here, in [62, 63]. They show the scheduled AliCPT sensitivity of the measurements on r superposing it with the theoretical predictions of three simple inflationary models.

Note that the simple targets here, below the predictions of the most studied string theory axion monodromy model [10–12] shown by the dashed green line, are given for T-models with for $r \approx 2.3 \cdot 10^{-2}$ with $\alpha = 7$ and $r \approx 10^{-2}$ with $\alpha = 3$.

C. Geometry of α -attractors

Geometric features of inflationary α -attractors originate from supergravity [59, 60]. In case of $\mathcal{N} = 1$ supergravity we can start with the Kähler potential in the form $K = -3\alpha \ln(1 - Z\bar{Z})$, $Z\bar{Z} < 1$, and the metric in

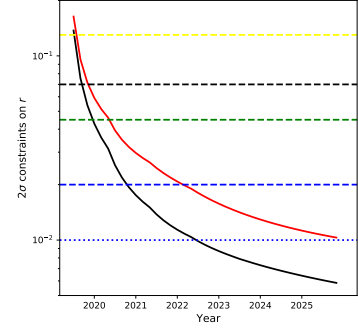


FIG. 7. The black and red curve represents the AliCPT 2σ limits on r where in the simulations they have considered residual foreground of 1% (black) and 10% (red). The black dashed line is the limit from BICEP/Keck Array and Planck collaborations, 2016. The yellow dashed line shows the already excluded φ^2 model, the green dashed line shows the predictions from the axion monodromy model with potential $\varphi^{3/2}$ [12]. The blue dashed and dotted lines are for the simplest α -attractor model $\tanh^2 \frac{\varphi}{\sqrt{6\alpha}}$ [40] with $\alpha = 7$, $\alpha = 3$, respectively. The number of e-folds is taken to be $N = 60$.

the line element $ds^2 = g_{Z\bar{Z}} dZ d\bar{Z}$ is

$$g_{Z\bar{Z}} = \partial_Z \partial_{\bar{Z}} K(Z, \bar{Z}) = \frac{3\alpha}{(1 - Z\bar{Z})^2}. \quad (21)$$

The meaning of ‘scalars are coordinates of the moduli space’ is the following: we identify the kinetic terms of the complex scalar Z from the moduli space metric (21):

$$-\mathcal{L}_{kin} = g_{Z\bar{Z}} \partial_Z \partial_{\bar{Z}} \bar{Z} = 3\alpha \frac{\partial_Z \partial_{\bar{Z}}}{(1 - Z\bar{Z})^2}, \quad g_{Z\bar{Z}} = \frac{3\alpha}{(1 - Z\bar{Z})^2}, \quad (22)$$

and the part of the action, gravity + kinetic term for scalars, in units $M_P = 1$, is

$$\mathcal{L} = \frac{1}{2} R - \frac{3\alpha}{(1 - Z\bar{Z})^2} \partial_Z \partial_{\bar{Z}}. \quad (23)$$

Once we have a geometry and a metric, we can define the curvature which in our case is a negative constant

$$\mathcal{R}_K = g^{Z\bar{Z}} \partial_Z \partial_{\bar{Z}} (\log g_{Z\bar{Z}}) = -\frac{2}{3\alpha}. \quad (24)$$

Since the corresponding geometry is a Kähler geometry, $g_{Z\bar{Z}} = \partial_Z \partial_{\bar{Z}} K(Z, \bar{Z})$, the curvature $\mathcal{R}_K = -\frac{2}{3\alpha}$ is known as a Kähler geometry curvature.

We now switch from Cartesian coordinates $Z = x + iy$ to polar coordinates on the disk, with some rescaling

$$x + iy = \frac{1}{\sqrt{3\alpha}} r e^{i\theta}. \quad (25)$$

The moduli space metric becomes

$$ds^2 = g_{Z\bar{Z}} dZ d\bar{Z} = \frac{dr^2 + r^2 d\theta^2}{(1 - \frac{r^2}{3\alpha})^2}, \quad r^2 < 3\alpha \quad (26)$$

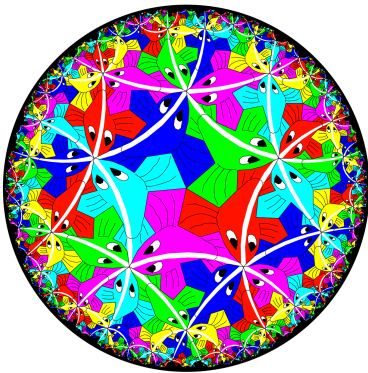


FIG. 8. A computer generated picture by D. Dunham inspired by Escher's picture Circle Limit III presents a Poincaré disk model of a hyperbolic geometry. The Möbius symmetry of the geometry is illustrated here via a configuration of fishes.

where the original geometric constraint $Z\bar{Z} < 1$ becomes $r^2 < 3\alpha$. Here r has a clear interpretation of the radial coordinate of the disk, whereas θ is an angular coordinate of the disk. The boundary cycle

$$r^2 = 3\alpha \quad (27)$$

is not part of the disk model of the hyperbolic plane, it is called *absolute*.

The Poincaré disk is often depicted in Escher pictures, see Fig. 8 here and [60] for more details on this. The radius of the Poincaré disk, which we call R_{Escher} , is defined as

$$R_{\text{Escher}}^2 \equiv 3\alpha, \quad (28)$$

since the radial coordinate r is constrained by

$$r^2 < R_{\text{Escher}}^2. \quad (29)$$

R_{Escher} is related to the Kähler curvature as

$$\mathcal{R}_K = -\frac{2}{R_{\text{Escher}}^2}. \quad (30)$$

In particular for $3\alpha = 1$ we recover the unit size Poincaré disk with $R_{\text{Escher}}^2 = 3\alpha = 1$ and metric (26):

$$ds^2|_{3\alpha=1} = \frac{dx^2 + dy^2}{(1 - x^2 + y^2)^2} = \frac{dr^2 + r^2 d\theta^2}{(1 - r^2)^2}. \quad (31)$$

The scalar kinetic term in (22) in polar variables becomes

$$-\mathcal{L}_{kin} = \frac{(\partial r)^2 + r^2(\partial\theta)^2}{(1 - \frac{r^2}{3\alpha})^2}. \quad (32)$$

At $\theta=0$, which corresponds to a stabilization of the angular variable during inflation, this is a slice of the Escher's picture, at fixed angular direction. It is useful to compare this kinetic term for the scalars with the expression in (17) where $r \equiv \frac{\phi}{\sqrt{2}}$ and in (18) where $\phi = \sqrt{6\alpha} \tanh \frac{\varphi}{\sqrt{6\alpha}}$, so that φ is a standard canonical field of a single-field inflationary model.

III. FROM THE MICROSCOPIC THEORY OF α -ATTRACTORS TO B-MODE TARGETS

A. $\mathcal{N} = 1$ d=4 supergravity predictions for observables in α -attractors

Supergravity moduli space must be described by the Kähler geometry, it is a necessary condition for supersymmetry. A class of $\mathcal{N} = 1$ supergravities beyond the general class of α -attractors is based on a Kähler potential

$$K = -3\alpha \ln(1 - Z\bar{Z}), \quad \alpha > 0. \quad (33)$$

The corresponding metric defining the kinetic term for scalars is a second derivative of the Kähler potential $g_{Z\bar{Z}} \equiv \partial_Z \partial_{\bar{Z}} K = \frac{3\alpha}{(1 - Z\bar{Z})^2}$. Thus microscopic inflationary models of α -attractors are based on *hyperbolic geometry*. This means that the theory has a kinetic term for complex scalars, which are coordinates of the Poincaré disk, $Z\bar{Z} < 1$, the kinetic term is of the form shown in eq. (22). And as explained above, we can define the Kähler curvature as $\mathcal{R} = g^{Z\bar{Z}} \partial_Z \partial_{\bar{Z}} (\log g_{Z\bar{Z}})$ which in our case is a negative constant, $\mathcal{R} = -\frac{2}{3\alpha}$. The scalars in these models are coordinates of the coset space $\frac{SU(1,1)}{U(1)}$. For related supergravity models of inflation in no-scale supergravity see [64] and references therein.

The potential is usually a function of the disk coordinate Z and is chosen so that the inflationary trajectory is stabilized at $Z = \bar{Z}$, $\theta = 0$, and the real part of the complex scalar Z is an inflaton.

$$Z = \bar{Z} = \frac{\phi}{\sqrt{3\alpha}} = \tanh \frac{\varphi}{\sqrt{6\alpha}}, \quad (34)$$

and the kinetic term $-3\alpha \frac{\partial Z \partial \bar{Z}}{(1 - Z\bar{Z})^2} \Big|_{Z=\bar{Z}}$ becomes

$$-\frac{1}{2} \frac{(\partial\phi)^2}{(1 - \frac{\phi^2}{6\alpha})} = -\frac{1}{2} (\partial\varphi)^2. \quad (35)$$

Microscopically we have a clearly identified fundamental parameter: a negative curvature of the hyperbolic moduli space, $\mathcal{R} = -\frac{2}{3\alpha}$. T-models have a potential $V_T \sim (Z\bar{Z})^n \sim \tanh^{2n} \frac{\varphi}{\sqrt{6\alpha}}$.

E-models are simpler when the half -plane variables $T = \frac{1+Z}{1-Z}$ are used. The moduli space metric in this case and the kinetic term are

$$ds^2 = 3\alpha \frac{dT d\bar{T}}{(T + \bar{T})^2} = g_{T\bar{T}} dT d\bar{T}, \quad \mathcal{L}_{kin} = -3\alpha \frac{\partial T \partial \bar{T}}{(T + \bar{T})^2}, \quad (36)$$

and the potential is

$$V_E \sim (1 - T)^{2n} \sim \left(1 - e^{-\sqrt{\frac{3\alpha}{2}} \varphi}\right)^{2n}. \quad (37)$$

The kinetic terms in disk or half-plane variables with *an arbitrary* α have a simple embedding into minimal $\mathcal{N} = 1$ d=4 supergravity as shown in [40–42]. Therefore these models compatible with the data are also compatible with $\mathcal{N} = 1$ supergravity, so in this context minimal $\mathcal{N} = 1$ supergravity implies

$$n_s \approx 1 - \frac{2}{N}, \quad r \approx \frac{12\alpha}{N^2}, \quad (38)$$

where α can take arbitrary values. In particular, $\mathcal{N} = 1$ supergravity is compatible with any value of $r \lesssim 7 \cdot 10^{-2}$, which is the current experimental bound on r .

B. U-duality benchmarks

A U-duality symmetry is a fundamental symmetry in M-theory, string theory, maximal d=4 $\mathcal{N} = 8$ supergravity. In d=4 $\mathcal{N} = 8$ supergravity U-duality $E_{7(7)}$ symmetry acts on scalars and on vectors of the theory.³ It was observed in [43] that one can start with M-theory in d=11 with its maximal supersymmetry, $\mathcal{N} = 1$, and compactify this theory on a specific G_2 manifold. Alternatively, one can start with type IIB string theory in d=10 with its maximal supersymmetry, $\mathcal{N} = 2$, and compactify it on a $T^2 \times T^2 \times T^2$ manifold, or one can start directly in d=4 with its maximal supersymmetry, $\mathcal{N} = 8$. In all these cases one ends up with a theory which depends on 7 complex scalar fields, each being a coordinate of the hyperbolic disk,

$$\mathcal{L}_{\text{kin}} = - \sum_{i=1}^7 \frac{\partial Z_i \partial \bar{Z}_i}{(1 - Z_i \bar{Z}_i)^2}. \quad (39)$$

For each disk we have $3\alpha_i = 1$. As long as all maximal supersymmetry is preserved, there is no potential in ungauged supergravity.

The origin of the 7 hyperbolic disks is easiest to explain in the case of $\mathcal{N} = 8$ supergravity in d=4, which has a duality symmetry $E_{7(7)}$. For M-theory and string theory the explanation is available in [43]. $\mathcal{N} = 8$ supergravity in d=4, has duality symmetry $E_{7(7)}$. When the maximal $\mathcal{N} = 8$ supersymmetry is broken to the minimal $\mathcal{N} = 1$ supersymmetry, one finds a decomposition into 7 hyperbolic disks,

$$E_{7(7)}\mathbb{R} \supset [SL(2, \mathbb{R})]^7. \quad (40)$$

since $[SL(2, \mathbb{R})]^7$ is a subgroup of $E_{7(7)}$. The corresponding kinetic terms are shown in eq. (39). To view this set

³ This U-duality symmetry together with maximal supersymmetry is believed to be the reason why in perturbative $\mathcal{N} = 8$ supergravity the UV properties are better than expected naively, and $\mathcal{N} > 4$ supergravities may be even UV finite, if U-duality symmetry has no anomalies, see for example [65–67].

of kinetic terms as a viable model of a single-field inflation, one can proceed by cutting/identifying some of the moduli, so that the resulting kinetic term of a single disk becomes

$$\mathcal{L}_{\text{kin}} = -3\alpha \frac{\partial Z \partial \bar{Z}}{(1 - Z\bar{Z})^2}, \quad 3\alpha = 7, 6, 5, 4, 3, 2, 1, \quad (41)$$

replacing 7 units size disks, each with $3\alpha_i = 1$, as proposed in [43].

Later, in [44] a dynamical mechanism, which we called ‘disk merger’, was proposed, replacing the cutting/identifying moduli procedure suggested in [43]. The choice of the potential (Kähler and superpotential) depending on 7 complex scalars was found with unbroken minimal $\mathcal{N} = 1$ supersymmetry, which dynamically either removes some of the disks, or identifies some of them with each other. All possibilities were listed, and the result confirmed earlier kinematic choices made in [43] and shown in Fig. 4.

All models with the potentials for the inflaton field preserved the kinetic terms originating from the 7 disks of M-theory/string theory/maximal supergravity. The result is a single disk kinetic term, which can only take the 7 values above as shown in (41). Now we have to remember that all observables in α -attractors depend only on the kinetic geometric terms for the scalars, not on a choice of the inflaton potential. Therefore, the predictions from maximal supersymmetry spontaneously broken to minimal supersymmetry depend on the choice of N so that our 7 benchmarks are

$$n_s = 1 - \frac{2}{N}, \quad r = \frac{28}{N^2}, \frac{24}{N^2}, \frac{20}{N^2}, \frac{16}{N^2}, \frac{12}{N^2}, \frac{8}{N^2}, \frac{4}{N^2}. \quad (42)$$

When our models are derived from maximal supersymmetry, spontaneously broken to the minimal one, we do not have anything above $\alpha = 7/3$ and below $\alpha = 1/3$. The α -attractor realizations of the potential of the Starobinsky model, and of the Higgs inflation potential, is an intermediate one, $\alpha = 3/3 = 1$.

All 7 cases, which we show in Fig. 4 are testable and falsifiable if B-modes are not detected at $r \gtrsim 10^{-3}$ since for $\alpha = 1/3$ and the largest value of $N = 60$ we find

$$r = \frac{4}{N^2} : \quad r = \frac{4}{60^2} \approx 10^{-3}. \quad (43)$$

The earliest U-duality benchmark starts with the 7 disk merger, with $3\alpha = 7$ at smallest value of $N = 50$

$$r = \frac{28}{N^2} : \quad r = \frac{28}{50^2} \approx 10^{-2}. \quad (44)$$

Therefore these models compatible with the data are also compatible with $\mathcal{N} = 8$ supergravity (and M-theory and string theory) have the following property: U-duality and maximal supersymmetry lead to

$$10^{-3} \lesssim r \lesssim 10^{-2}. \quad (45)$$

In the range $10^{-3} \lesssim r \lesssim 10^{-2}$ there are U-duality benchmarks for the B-mode detection, based on the simplest T-model which is shown by two yellow straight lines on $n_s - r$ plot in the Fig. 4. Note that all α -attractor models in the small α limit asymptotically give the same predictions as the simplest T-model, as we show in Fig. 6. The region $10^{-3} \lesssim r \lesssim 10^{-2}$ is still pre-asymptotic. The spread of lines shown in Fig. 6 in the left panel is small in this region for more general T-models. However, in the right panel in Fig. 6, one can see that the general class of E-models has a certain shift towards higher values of n_s , as compared to the T-models.

Therefore a possible detection of the B-modes in the range $10^{-3} \lesssim r \lesssim 10^{-2}$ to the right of the two yellow lines in Fig. 4 could be associated with the predictions of the E-models in this region, as we show in Fig. 6. For these E-models, U-duality origin of the kinetic term is intact. The slight shift of the benchmarks to the right originates from the slight dependence of the predictions of the theory on the choice of the potential, since we are in the region where E-models have not reached the attractor point yet.

C. Special benchmarks

All $3\alpha = 7, 6, 5, 4, 3, 2, 1$ are on equal footing with regard to the origin of their kinetic term from theories with maximal supersymmetry. However, few of these have an additional meaning.

- the predictions of $3\alpha = 6, \alpha = 2$ theory are known to be the same as in the string theory model of fibre inflation [45, 46]. This is the second from the top benchmark in Fig. 4.
- the predictions of $3\alpha = 3, \alpha = 1$ theory are known to be the same as in Starobinsky model [35] and in Higgs inflation model [36, 37] and in conformal inflation model [47]. This is the third from the bottom benchmark in Fig. 4.
- The case $3\alpha = 2, \alpha = \frac{2}{3}$ has the interesting property that the moduli space curvature $|\mathcal{R}| = \frac{2}{3\alpha} = 1$. It is also one of the possible candidates for the characteristic scale of the potential [68]. This is the second from the bottom benchmark in Fig. 4.
- The case $3\alpha = 1, \alpha = \frac{1}{3}$ is special. First, it is the last one in the 7-disk story [43, 44] which follows from U-duality and maximal supersymmetry: M-theory in $d=11$, string theory in $d=10$, and maximal supergravity in $d=4$. Moreover, kinetic term with $\alpha = \frac{1}{3}$, a unit disk geometry, can also be derived from the maximal superconformal theory in $d=4$, as we explained in [60] and in Appendix C of this paper. This is the last from the bottom benchmark in Fig. 4.

IV. D-BRANE INFLATION MODELS

The string theory origin of D-brane inflation model is associated with the KKLM model [52], where D3-brane- $\overline{D3}$ -brane interaction was studied in the context of the volume modulus stabilization. Earlier proposals for D-brane inflation relevant to our current discussion were made in [69–71].

D-brane inflation models have a potential [14]

$$V_{D\text{-brane}} \sim 1 - \frac{m^k}{\phi^k} + \dots \quad (46)$$

Here the ellipsis stay for higher order terms. These models were studied in detail in [16, 72] and in Planck 2013 [50]. In the small m limit, predictions of these models for n_s do not depend on m and on the omitted higher order terms, i.e. they exhibit an attractor behavior:

$$n_s = 1 - \frac{2}{N} \frac{k+1}{k+2}. \quad (47)$$

D-brane inflation models with the potential ignoring higher order terms are called BI models (from brane inflation) [16].

$$V_{BI} \sim 1 - \frac{m^k}{\phi^k}. \quad (48)$$

This potential is unbounded from below, so it does not describe a consistent cosmological evolution.

Consistent generalizations of these models were proposed in [52] in the context of D3 brane inflation. These models were generalized and called KKLT (KKLT inflation) in [16] and further developed in [51]. They have potentials

$$V_{KKLT} \sim \frac{\varphi^k}{m^k + \varphi^k} = \left(1 + \frac{m^k}{\varphi^k}\right)^{-1}, \quad k = 7 - p. \quad (49)$$

The derivation of these potentials following [16, 52] involves the inverse harmonic function for D p -brane potentials in Euclidean $9 - p$ dimensions. Note that the D p -brane potentials of this type can contribute to the 3d vacuum-like potential energy density and lead to inflation only for $p \geq 3$, i.e. for $k \leq 4$.

The cosmological evolution of these models was described in detail in [16, 72], and studied more recently in [9, 51]. At very large m they have the same predictions as the models with $V \sim \varphi^k$, but at $m \ll 1$ and $r \lesssim 10^{-3}$ they have the same predictions (47) as the BI models. For example, for a quartic KKLT model, $k = 4, \beta = \frac{5}{3}$ for D3-branes with $p = 3$, we find for small m that

$$n_s \approx 1 - \frac{5}{3N}, \quad r \approx \frac{4m^{\frac{4}{3}}}{(3N)^{\frac{5}{3}}}. \quad (50)$$

For the quadratic KKLTI model, $k = 2$, $\beta = \frac{3}{2}$ for D5-branes with $p = 5$, we find for small m that

$$n_s \approx 1 - \frac{3}{2N}, \quad r \approx \frac{\sqrt{2}m}{N^{\frac{3}{2}}}. \quad (51)$$

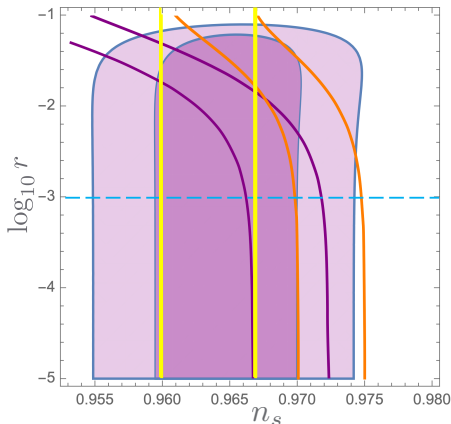


FIG. 9. Predictions of α -attractors and KKLTI models. Two yellow lines are for the quadratic T-model of α -attractors at $N = 50$ and $N = 60$. Two purple lines are for the quartic KKLTI model, two orange lines show the predictions of the quadratic KKLTI model. Predictions of all of these models converge to their asymptotic values for $r \lesssim 10^{-3}$ indicated by the blue dashed line.

As one can see from Fig. 9, quartic and quadratic versions of D-brane inflation in Fig. 9 with a non-singular potential bounded from below are among the simplest string theory motivated models to be tested by the B-mode searches. Their predictions for n_s in the small m limit are positioned to the right of the α -attractors in the $n_s - r$ plane. At small r , the combination of these models describes β stripes with $\beta = 2$, $\frac{5}{3}$, and $\frac{3}{2}$. A combination of these three classes of models almost completely covers the area in the (n_s, r) space favored by Planck 2018 at the 1σ level.

There are no specific predictions for the value of the parameter m in these models. If anything, presently available string theory examples of this kind have $m \ll 1$ and $r \approx 10^{-6} - 10^{-10}$, as suggested in the discussion of the KKLMMT model [52] in Appendix C, and in examples in [16]. However, we are at early stages of development of such models, so it might be possible to have greater values of r in such models. There are no obvious constraints on m and r in the string theory motivated supergravity versions of these models [51]. Moreover, the potentials described in this section can be obtained in other way. For example, a quadratic model $V \sim \frac{\varphi^2}{m^2 + \varphi^2}$ was proposed in [73] as an example of a flattening mechanism due to the inflaton interactions with heavy scalar fields. In the next section we will show that similar potentials can be also obtained in the context of pole inflation; these models do not impose any constraints on the values of m and r .

V. GENERAL DP-BRANE AND POLE INFLATION MODELS WITH $Q \neq 2$

A. Pole inflation models with $q \neq 2$

The hyperbolic two-dimensional geometry naturally leads to a pole inflation with a pole of order $q = 2$ and the residue of the pole defined by the *Kähler curvature of the complex manifold*. Meanwhile, the one dimensional slice of the geometric scalar manifold, where the sinflaton partner of the inflaton is stabilized, corresponds to a one dimensional Riemannian manifold of the form

$$ds^2 = g_{\rho\rho}(\rho)d\rho^2 = d\varphi^2, \quad g_{\rho\rho}(\rho) = \frac{1}{2} \frac{a_q}{\rho^q}, \quad (52)$$

which we encounter in the pole inflation models of Sec. II. In the case that $q = 2$ the Kähler manifold metric of the Poincaré disk

$$g_{Z\bar{Z}} = \frac{3\alpha}{(1 - Z\bar{Z})^2} \quad (53)$$

is given in eq. (22) and therefore $a_2 \equiv \frac{2}{3\alpha}$ is associated with the Kähler manifold curvature $a_2 = -\mathcal{R}_K$. The same curvature is obtained using the half-plane coordinates with the metric

$$g_{T\bar{T}} = \frac{3\alpha}{(T + \bar{T})^2}, \quad (54)$$

as given in eq. (36).

Note that a one-dimensional Riemannian manifold of the kind shown in eq. (52) does not have an intrinsic curvature, it is always locally isometric to a straight line. Indeed, a local change of variables from ρ to φ leads to a trivial metric $g_{\varphi\varphi} = 1$.⁴ Formally, the Riemann curvature tensor has a single component R_{1111} , but this element is required to be equal to 0 due to the anti-symmetric property of the Riemann curvature tensor R_{ijkl} under the interchange of the indices.

Therefore interpretation of the single field pole inflation with $q \neq 2$ may rise some questions because there is no geometric structure associated with the one-dimensional pole-type metric. Nevertheless this framework is quite useful since it provides a simple unified interpretation of a rather large class of cosmological attractors, including hilltop models and D-brane inflation.

Following our discussion in section II, we start with the Lagrangian (3),

$$\mathcal{L} = \mathcal{L}_{\text{kin}} - V = -\frac{1}{2} \frac{a_q}{\rho^q} (\partial\rho)^2 - V(\rho). \quad (55)$$

⁴ Note that globally such a change of variables may not be well defined, which may lead to confusing situations, some of which will be discussed below.

For $q = 2$ this theory describes α -attractors. Consider now the case $q \neq 2$. Then the canonical variable φ is related to $\rho \geq 0$ as follows:

$$\rho = \left| \frac{(2-q)\varphi}{2\sqrt{a_q}} \right|^{\frac{2}{2-q}}. \quad (56)$$

The absolute value appears because the equation to be solved is $\pm \frac{\partial \rho}{\rho^{q/2}} = \phi$, with one of the signs, and the solution for ρ must be positive. However, already at that stage the situation becomes somewhat delicate.

For $q = 2$, the solution of the corresponding equation is $\rho = e^{-\sqrt{a_2}\varphi} = e^{-\sqrt{\frac{2}{3a}}\varphi}$. This transforms the field ρ in the original range of values $0 < \rho < +\infty$ into a canonical field φ defined in the full unconstrained range $-\infty < \varphi < +\infty$. By solving equations of motion using φ variables, one can never reach infinitely large values of φ within finite time. Therefore the same should be true for the field ρ : neither the values of $\rho = +\infty$ nor the point $\rho = 0$ can be reached within finite time.

Meanwhile for $q < 2$, the canonical field φ can reach the point $\varphi = 0$ within finite time, and therefore the point $\rho = 0$ is also accessible. This means that the coordinate system covering $0 < \rho < \infty$ is incomplete; see [74] for a related discussion.

This is not necessarily a problem. For example, for $q = 3/2$ one has $\rho = \frac{\varphi^4}{16a_q^2}$. Therefore the potential $V(\rho)$ becomes a certain function of φ^4 , which can be easily continued to $\varphi < 0$, thus making it possible to consider the full range of values $-\infty < \varphi < +\infty$. This simple procedure works for $q = 2 \mp 1/n$, resulting in $\rho \sim \varphi^{\pm 2n}$. One can use a similar procedure for general values of $q < 2$, as long as it does not lead to anomalous behavior of $V(\varphi)$ at $\varphi = 0$.

For $q > 2$, the transformation to canonical variables makes the change $\rho = 0 \rightarrow \varphi = +\infty$ and $\rho = +\infty \rightarrow \varphi = 0$. Thus the field cannot reach the singularity at $\rho = 0$, which would require an infinitely long journey for the canonical field φ , but it can reach $\rho = +\infty$, which is, therefore, not a true physical infinity. A potential $V(\rho)$ slowly growing when ρ approaches 0 looks like an infinite plateau at large φ , but one should check whether the potential has an acceptable behavior (e.g. whether it is differentiable) at $\varphi = 0$, prior to performing its continuation to $\varphi < 0$.

Let us consider some simple potentials, and check how they look in canonical variables.

$$V(\rho) = V_0(1 - c\rho) \implies V_0 \left(1 - \left(\frac{\varphi}{m} \right)^{\frac{2}{2-q}} \right), \quad (57)$$

where

$$m = \frac{2\sqrt{a_q}}{|2-q|c^{\frac{2-q}{2}}}. \quad (58)$$

In particular, for $q = 1$ one has a quadratic hilltop potential $V = V_0(1 - \varphi^2/m^2)$. For $q = 3/2$ one has a quartic hilltop potential $V = V_0(1 - \varphi^4/m^4)$. For $q = 5/2$ one has a quartic BI D-brane potential $V = V_0(1 - m^4/\varphi^4)$. For $q = 3$ one had a quadratic BI D-brane potential $V = V_0(1 - m^2/\varphi^2)$. As we already discussed, all of these potentials are unbounded from below, and therefore they should be discarded. Nevertheless, it is remarkable that all of them can be easily obtained from the simple linear potential $V_0(1 - c\rho)$ in the context of pole inflation.

One can improve these potentials and make them positively definite by doing the same as we did in the derivation of the Starobinsky model, or the E-models in the context of α -attractors. One can introduce the positively defined potential

$$V(\rho) = V_0(1 - c\rho)^2 \implies V_0 \left(1 - \left(\frac{\varphi}{m} \right)^{\frac{2}{2-q}} \right)^2. \quad (59)$$

For $q = 1$ one has the usual Higgs-type potential,

$$V = V_0 \left(1 - \frac{\varphi^2}{m^2} \right)^2. \quad (60)$$

which leads to inflation for $m \gg 1$ [75–77], but its predictions do not provide a particularly good fit to the Planck 2018 data. For $q = 3/2$ one has the squared hilltop potential introduced in our previous paper [9],

$$V = V_0 \left(1 - \frac{\varphi^4}{m^4} \right)^2. \quad (61)$$

This theory provides a good fit to the Planck 2018 data [9], but previously it did not have any physical or mathematical motivation. Now we see that this model is a generalization of the E-models with $q = 2$ for pole inflation with $q = 3/2$. However, the attractor nature of this model is not helpful here since this hilltop model in the attractor regime with $m < 1$ predicts too small values of n_s . This model is compatible with the Planck 2018 data only for $m \gg 1$, where its predictions are very different from the predictions of the simple hilltop inflation models $V = V_0(1 - \varphi^4/m^4)$ [9].

For $q = 7/4$ one has the squared hilltop potential introduced in our previous paper [9].

$$V = V_0 \left(1 - \frac{\varphi^8}{m^8} \right)^2. \quad (62)$$

This theory provides only a marginal fit to the Planck 2018 data in the attractor regime with $m < 1$, where it predicts $n_s = 1 - \frac{7}{3N}$. This value is smaller than the α -attractor prediction $n_s = 1 - \frac{2}{N}$ by about 0.006.

One may study a more complicated possibility:

$$V(\rho) = V_0 e^{-c\rho} \implies V_0 e^{-\left(\frac{\varphi}{m} \right)^{\frac{2}{2-q}}}. \quad (63)$$

These potentials, in different notation, were used in [3, 55]. Note that these functions for $q < 2$ look like

the hilltop models with potentials that do not have a minimum, but instead become super-exponentially small at large ϕ . They might be useful for a description of quintessential inflation. For $q > 2$, these functions describe plateau potentials with an extremely flat minimum, such that the mass of the field vanishes at $\varphi = 0$.

Until now, we assumed that when the field approaches $\rho = 0$, the potential grows linearly. However, one may also consider the models where the potential $V(\rho)$ is symmetric with respect to the change $\rho \rightarrow -\rho$. This would mean that the simplest potential $V(\rho)$ at small ρ is

$$V(\rho) = V_0(1 - c^2 \rho^2) + \dots \implies V_0 \left(1 - \left(\frac{\varphi^2}{m^2} \right)^{\frac{2}{2-q}} \right) + \dots \quad (64)$$

For example, for $q = 1$ one has a quartic hilltop potential $V = V_0(1 - \varphi^4/m^4)$. Meanwhile in the theory (57) with a linear term in the potential $V(\rho)$ the resulting potential for $q = 1$ was $V = V_0(1 - \varphi^2/m^2)$. This illustrates a distinctive feature of the attractors with $q \neq 2$. For α -attractors ($q = 2$), elimination of the linear term in the potential $V(\rho)$ changes α , and therefore r , but it does not affect n_s . Meanwhile for $q \neq 2$ elimination of the linear term in the potential $V(\rho)$ changes n_s , moving the predictions from one β stripe to another.

B. D-brane inflation and pole inflation with $q > 2$

By construction, all pole inflation models are attractors. Here we will consider a subclass of these models closely related to D-brane inflation. As we already mentioned, a simplest representative of this class is the quartic BI inflation potential $V = V_0(1 - m^4/\phi^4)$, which correspond to the theory with $q = 5/2$. This potential is unbounded from below, but one can consider some of its consistent generalizations, such as the potential

$$V(\rho) = \frac{V_0}{1 + c\rho} \implies V_0 \left(1 + \left(\frac{\varphi}{m} \right)^{\frac{2}{2-q}} \right)^{-1} \quad (65)$$

For $q = 5/2$ one finds the KKLT D_3 -brane inflation potential

$$V = V_0 \left(1 + \frac{m^4}{\varphi^4} \right)^{-1} = V_0 \frac{\varphi^4}{\varphi^4 + m^4} \quad (66)$$

For $q = 8/3$ one finds the KKLT D_4 -brane inflation potential

$$V = V_0 \left(1 + \frac{m^3}{\varphi^3} \right)^{-1} = V_0 \frac{\varphi^3}{\varphi^3 + m^3} \quad (67)$$

For $q = 3$ one finds the KKLT D_5 -brane inflation potential

$$V = V_0 \left(1 + \frac{m^2}{\varphi^2} \right)^{-1} = V_0 \frac{\varphi^2}{\varphi^2 + m^2} \quad (68)$$

Finally, for $q = 4$ we have the KKLT D_6 -brane inflation potential

$$V = V_0 \left(1 + \frac{m}{\varphi} \right)^{-1} = V_0 \frac{\varphi}{\varphi + m} \quad (69)$$

The potentials (67) and (69) could seem unphysical because they become negative and are unbounded from below for $\varphi < 0$. However, this is not a real problem. In the D-brane context, φ is a measure of the distance between the branes, which is positive. One can describe the theory by a potential symmetric with respect to the change $\varphi \rightarrow -\varphi$, using the procedure discussed in the previous subsection, i.e. effectively replacing ϕ by the positive distance $\sqrt{\phi^2}$.

Now we are using several different parameters, closely related to each other: p , k , β and q . Relations between these parameters for the 4 different Dp-brane models discussed above is explained in the Table 1:

p	k	β	q
3	4	5/3	5/2
4	3	8/5	8/3
5	2	3/2	3
6	1	4/3	4

TABLE I. Relation between the parameters p , k , β and q for the Dp-brane inflation models.

Thus the potentials mentioned above have two independent interpretations, as the D-brane inflation potentials, and as potentials of the cosmological attractors in the context of the pole inflation. This can be very useful for interpretation of the models with $m > 1$. Indeed, as we already mentioned, the parameter m in D-brane inflation typically is very small, $m \ll 1$, see [16, 52, 72]. Meanwhile there is no such constraint for general pole inflation models. In other words, the models (66)-(69) represent consistent pole inflation attractors for any m , independently of their string theory interpretation. Note that these potentials are symmetric with respect to the change $\phi \rightarrow -\phi$, and in this sense they are similar to the T-models of α -attractors. The predictions of this set of models, in combination with the simplest T-models and E-models of α -attractors, are shown in Fig. 5 in the Introduction.

Another set of consistent pole inflation models is described by the potential (59) with $q > 2$, generalizing E-models. In particular, for $q = 5/2$ one has a potential

$$V = V_0 \left(1 - \frac{m^4}{\varphi^4} \right)^2 \quad (70)$$

It is singular at $\varphi = 0$, and it has a minimum at $\varphi = m$. It is instructive to show the predictions of the simplest α -attractors ($q = 2$) simultaneously with the predictions

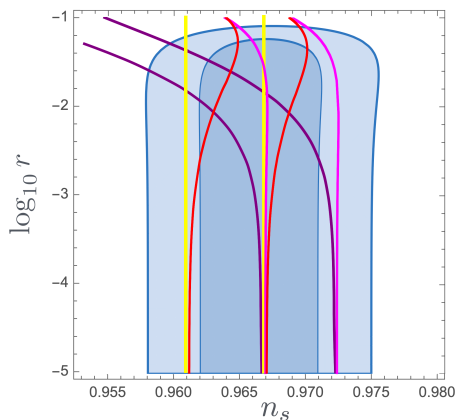


FIG. 10. Predictions of pole inflation models with $q = 2$ (α -attractors) and $q = 5/2$. Two yellow lines shows predictions of the simplest T-models for $N = 50, 60$. Two red lines show predictions of the simplest E-models. Two purple lines are for the quartic KKLTI model (66), two magenta lines show the predictions of the model (70). The set of these simple $q = 2$ and $q = 5/2$ attractors completely covers the sweet spot of the Planck 2018 data.

of the $q = 5/2$ attractors which we just discussed, see Fig. 10. As one can see from this figure, the set of the simplest $q = 2$ and $q = 5/2$ attractors completely covers the dark blue 1σ area of the Planck 2018 data for n_s and r .

Moreover, a combination of the T-models (yellow lines) and the model (70) (magenta lines) is already sufficient to cover the sweet spot of the Planck data. In the small r limit, any single choice of the family of α -attractors (T or E-models) in combination with any family of attractors with $q = 5/2$ form two stripes which are sufficient to describe the presently available data.

VI. ON PHENOMENOLOGICAL PARAMETRIZATIONS OF THE CMB DATA

In our investigation we were trying to identify the simplest inflationary models motivated by fundamental physics, which would provide a good match to the Planck data. All models that we have analyzed in this paper have an unusual property: in the small r limit, their predictions form vertical β stripes in the (n_s, r) space,

$$1 - n_s = \frac{\beta}{N}. \quad (71)$$

Few years ago, this property could seem very unusual indeed. Among dozens of models analyzed in *Encyclopædia Inflationaris* [16], which was written prior to the invention of α -attractors, only two models possess this property: hilltop inflation and D-brane inflation, in the limit $m \ll 1$.

An alternative approach developed in [3, 55, 56] is to be

agnostic with respect to fundamental physics, postulate the equation (71),

$$1 - n_s(N) = \frac{\beta}{N}, \quad (72)$$

up to sub-leading corrections in an expansion in $1/N$, and then study consequences of this hypothesis. (We replaced $p + 1$ used in this equation in [3] by β to avoid confusion with the Dp-brane notation.)

The proposal made in [3, 56] is to solve eq. (72). The solution of this equation for the slow-roll parameter ϵ is

$$\epsilon(N) = \frac{\beta - 1}{2N} \frac{1}{1 \pm (N/N_{\text{eq}})^{\beta-1}}. \quad (73)$$

Here N_{eq} is an integration constant. If $N_{\text{eq}} \ll N$, which is expected at sufficiently small r , this can be brought to the form

$$\epsilon(N) = \frac{(\beta - 1)N_{\text{eq}}^{\beta-1}}{2N^\beta}, \quad (74)$$

which yields

$$r(N, \beta, N_{\text{eq}}) = 16\epsilon(N) = \frac{8(\beta - 1)N_{\text{eq}}^{\beta-1}}{N^\beta}. \quad (75)$$

Since the models with $n_s(N) = 1 - \frac{\beta}{N}$ studied in [3, 55, 56] can be also obtained in the context of pole inflation, we can compare the expression for r obtained in eq. (14),

$$r = 8 a_q^{\beta-1} \left(\frac{\beta - 1}{N} \right)^\beta, \quad (76)$$

with the expression for $r(N, \beta, N_{\text{eq}})$ in (75). This gives

$$N_{\text{eq}} = (\beta - 1)a_q = \frac{a_q}{q - 1}. \quad (77)$$

Here $\beta = \frac{q}{q-1}$, q is the order of the pole in eq. (3), and a_q is the residue, redefined to absorb the arbitrary constant c in the potential, as explained in section 2.

Thus, the theory of pole inflation provides a simple interpretation of the important but somewhat obscure parameter N_{eq} in terms of the residue at the pole.

The next step in [3] is the introduction of the characteristic scale of inflationary potential M . The definition the characteristic scale implicitly used in [3] is⁵

$$M^2 = \frac{4}{\beta - 1} N_{\text{eq}}. \quad (78)$$

However, Eq. (78) is a definition of a new concept, the characteristic scale M , which was not explained and explicitly presented in [3]. It is interesting therefore that

⁵ R. Flauger, private communication

Eq. (78), up to the coefficient 4, has a simple interpretation in terms of pole inflation. Indeed, Eq. (78), in combination with (77), yields

$$M^2 = 4 a_q . \quad (79)$$

Note that the choice of the coefficient 4 in (78) and in front of a_q in equation (79) is just a matter of preference or convenience. Since all equations in this section apply to models with arbitrary values of q and β , it may be better to use a definition of the characteristic scale motivated by the theory of α -attractors, where $\beta = q = 2$ and $a_q = \frac{3\alpha}{2}$. If instead of $M^2 = 4 a_q$ we identify the square of the characteristic scale M^2 with the pole residue a_q ,

$$M^2 = a_q , \quad (80)$$

we will have

$$M = \sqrt{\frac{3\alpha}{2}} , \quad (81)$$

and the asymptotic behavior of the inflaton potential for all α -attractors will be described by a simple intuitively appealing equation

$$V = V_0 \left(1 - e^{-\varphi/M} + O(e^{-2\varphi/M}) \right) , \quad (82)$$

Another advantage of this definition, used in [15, 68], is that M would have a simple interpretation in terms of the negative curvature of the hyperbolic moduli space [59, 60]

$$\mathcal{R} = -M^{-2} . \quad (83)$$

Now we have an additional argument in favor of this definition: M^2 would coincide with the residue at the pole a_q .

Yet another physically interesting definition would be

$$M^2 = 2a_q , \quad (84)$$

which would imply

$$M = \sqrt{3\alpha} . \quad (85)$$

In that case, M would be given by the radius of the Escher disc discussed in section II C. At $N = 60$ it would mean that for α -attractors the Planckian value of this characteristic scale is $r = \frac{4}{60^2} \approx 10^{-3}$. This value of r would also coincide with the lowest U-duality benchmark for α -attractors, see the black line in Fig. 4 and a discussion in Appendix A.

If we are planning to use the results of the B-mode search for finding the characteristic scale of inflation [3], it would be important to find the best physically motivated definition of this quantity. For example, the difference by the factor of 2 between the possible definitions

of M for α -attractors given in (79) and (80) leads to the change by the factor of 4 between the values of r for $M = 1$. Once we make a well motivated choice of M for α -attractors ($\beta = 2$), one can multiply it by any function $F(\beta)$ such that $F(2) = 1$. This modification is not required, but it may be useful if one wants to associate the Planckian characteristic scale $M = 1$ with the same value of $r \sim 10^{-3}$ for models with all relevant values of β , e.g. in the range $2 < \beta < 5/2$.

VII. SUMMARY

This investigation, involving also a series of our recent papers [9, 15, 51], started soon after the Planck 2018 data release [14]. The main goal of this paper is to conclude this series of investigations by developing a unified description of the models favored by Planck 2018.

As we mentioned in the Introduction, Ref. [14] described three different classes of models of such type. The first class of models includes the Starobinsky model, the Higgs inflation model, the GL model, and the large class of α -attractors with potentials $V \sim 1 - e^{-\sqrt{\frac{2}{3\alpha}}\varphi} + \dots$, which embedded and generalized all of these models [40–42]. The second class includes the hilltop inflation models with potentials $V \sim 1 - \frac{\varphi^k}{m^k} + \dots$ [48, 49]. The third class of models favored by Planck 2018 includes Dp-brane inflation models with $V \sim 1 - \frac{m^k}{\varphi^k} + \dots$ [16, 50, 51].

These three classes of models have some similarity: For $m \ll 1$ ($\alpha \lesssim 1$), they have an attractor regime: their predictions for n_s do not depend on the higher order terms in the inflaton potential, on m and on r : $n_s = 1 - \frac{\beta}{N}$. In the α -attractors models one has $\beta = 2$, hilltop models have $\beta = 2 \frac{k-1}{k-2} > 2$, and D-brane models have $\beta = 2 \frac{k+1}{k+2} < 2$.

Despite these similarities, theoretical motivation and observational status of these models is very different. The hilltop inflation in the attractor regime is strongly disfavored by Planck 2018 data, unless one considers models with $k \gtrsim 7$. Outside the attractor regime, for $m \gtrsim 1$, one cannot neglect the higher order terms, which are necessary to avoid global collapse of the universe in such models. We are unaware of any natural version of hilltop inflation that would make predictions reproducing the green area in the Planck, CMB-S4 and PICO Figs. 1, 2; see a detailed discussion of this issue in [9].

As for α -attractors, they have a compelling theoretical motivation in the context of supergravity, and their predictions easily cover the left hand side of the 1σ area in the (n_s, r) space favored by Planck 2018. Meanwhile we found that the right-hand side of the 2σ area is completely covered by predictions of models with phenomenological potentials (66)-(69), which can be associ-

ated with D-brane inflation. These predictions, shown in Fig. 5 in combination with the predictions of α -attractors, form a series of stripes with $\beta = 2, \frac{5}{3}, \frac{8}{5}, \frac{4}{3}, \frac{3}{2}$. The last 4 values of β correspond to Dp-branes with $p = 3, 4, 5, 6$.

We should note, that realistic versions of D-brane inflation models constructed so far have $m \ll 1$ and predict very small r , in the range of $10^{-6} - 10^{-10}$ [16, 52]. This may change with the further development of such models. Interestingly, the phenomenological potentials associated with D-brane inflation (66)-(69), with arbitrary values of m and r , also appear in the theory of pole inflation [53, 54] describing the cosmological attractors with the pole order q in the kinetic term of the inflaton field. In this context, α -attractors are the pole inflaton models with $q = 2$. The D-brane inflation potentials with $k = 4, 3, 2, 1$ corresponding to $\beta = \frac{5}{3}, \frac{8}{5}, \frac{4}{3}, \frac{3}{2}$, belong to the class of the pole inflation potentials with $q = \frac{5}{2}, \frac{8}{3}, 3, 4$ respectively, see section V.

Unlike α -attractors with $q = 2$, pole inflation for $q \neq 2$ does not have deep roots in supergravity. In this respect, it may not have an equally good interpretation in terms of fundamental physics, but such interpretation may be found in the future. At the very least, pole inflation with $q \neq 2$ provides a very powerful tool for development, interpretation and classification of a broad class of cosmological attractors. In particular, it allows to generate all inflaton potentials used in the phenomenological parametrization of inflationary models developed in [3, 55, 56]. This method immediately allows to explain the attractor nature of such potentials, and find many new potentials of desirable type.

For example, the hilltop inflation potential $(1 - \frac{\varphi^4}{m^4})^2$ (61) and the plateau potential $(1 - \frac{m^4}{\varphi^4})^2$ (70) could seem rather *ad hoc*. However, in the context of the pole inflation approach, these two models represent the simplest $q = 3/2$ and $q = 5/2$ counterparts of the $q = 2$ α -attractor E-model $(1 - e^{-\sqrt{\frac{2}{3\alpha}}\varphi})^2$ generalizing the Starobinsky model. And even though models with $q = 5/2$ may not have a clear motivation in string theory and supergravity, the ease with which a combination of the simplest T-model (20) ($q = 2$, yellow lines) and the model (70) ($q = 5/2$, magenta lines) cover the sweet spot of the Planck data in Fig. 10 is quite remarkable.

In addition, the pole inflation approach provides a unique way to derive simple general expressions for n_s , r and A_s (14), as well as equation (77) for the parameter N_{eq} introduced in [3, 56], in terms of the residue at the pole a_q , see section VI. We find that the characteristic scale of inflation M introduced in [3], has a particularly simple relation to the residue at the pole, $M^2 = 4a_q$, see (79), but we believe that from the point of view of the theory of α -attractors it would be more natural to define this scale as $M^2 = 2a_q$ (84), or simply as $M^2 = a_q$ (80).

Let us briefly summarize the main results of our investigation of the inflationary models favored by Planck 2018. We found that some of these models, such as the simplest versions of hilltop inflation and D-brane inflation, are theoretically inconsistent. However, consistent versions of D-brane inflation, in combination with the simplest α -attractor models, can successfully describe most of the area in the (n_s, r) space favored by Planck 2018. These two classes of models are complementary to each other: α -attractors tend to describe the left side of the area in the (n_s, r) space favored by Planck 2018, whereas D-brane models describe the right-hand side of this area, see Figs. 5, 9, and 10. We found that the pole inflation approach to the theory of cosmological attractors can provide a unified phenomenological description of the models favored by the Planck 2018, including α -attractors and D-brane inflation.

Turning from the investigation of these models to the future observational missions, it is important to identify a set of specific targets for r and n_s to be tested. If B-modes are detected above $r \approx 10^{-2}$, the well motivated models of inflation, such as the monodromy inflation [10–12], may be validated relatively soon. However, if this does not happen, we should clarify what is known about $r \lesssim 10^{-2}$. Our conclusions are specific for the range $10^{-3} \lesssim r \lesssim 10^{-2}$, where we can present the B-mode targets valid for U-duality symmetric class of α -attractors, and for $r \lesssim 10^{-3}$, where we present B-mode targets for which the future precision measurements of n_s will be decisive, see Fig. 4.

In the general class of α -attractors not related to supergravity, or in the models based on minimal $\mathcal{N} = 1$ supergravity, α is an arbitrary parameter, and r can take any value below the current experimental bound $r \lesssim 6 \cdot 10^{-2}$. The parameter 3α is related to the Kähler curvature of the hyperbolic geometry, $\mathcal{R}_K = -\frac{2}{3\alpha}$. Thus, the search for inflationary B-modes may go beyond investigation of our space-time: It may help us to explore geometry of the internal space of scalar fields responsible for inflation.

In particular, it is possible that the earliest moments of the Universe are described by maximal supersymmetry theories, including $\mathcal{N} = 8$ supergravity with $E_{7(7)}$ U-duality, spontaneously broken to the minimal $\mathcal{N} = 1$ supergravity. If spontaneous symmetry breaking occurs in the potential, then the inflaton kinetic terms - and therefore the potential-independent predictions of α -attractors - may reflect the geometric nature and the symmetries of the original theory [43, 44].

U-duality symmetric α -attractors have $3\alpha = 7, 6, 5, 4, 3, 2, 1$, which leads to 7 different predictions for r in the range $10^{-3} \lesssim r \lesssim 10^{-2}$. If B-modes are detected at one of the discrete levels corresponding to $3\alpha = 7, 6, 5, 4, 3, 2, 1$, as shown in Fig. 4, it will provide an evidence for the fundamental structure of the theory with maximal supersymmetry discussed above.

Some of these targets may have a different origin. In string theory fibre inflation [45, 46] one may encounter $\alpha = 2$. The Starobinsky model [35], the Higgs inflationary model [36, 37], as well as the conformal inflation model [47] correspond to $\alpha = 1$. $\alpha = 1/3$ is suggested by the maximal superconformal symmetry [15], see Appendix A. Yet another target, $\alpha = 1/9$, corresponds to the GL model [38, 39].

In addition to a set of targets for r , now we have a set of new targets for $n_s = 1 - \beta/N$, including $\beta = 2$ for α -attractors, and $\beta = \frac{5}{3}, \frac{8}{5}, \frac{3}{2}, \frac{4}{3}$ for D-brane inflation. Note that these targets contain some uncertainty. First of all, in some models the attractor regime $n_s = 1 - \beta/N$ is reached only for $r \lesssim 10^{-3}$. Secondly, the value of N depends on the process of reheating. However, these general issues can be addressed for each particular model. With the expected improvement of precision of determination of n_s , the possibility to distinguish various classes of models from each other by comparing their predictions of n_s becomes most interesting and informative [18]. This may become especially relevant in the context of the cosmological attractors discussed in our paper, where the predictions of n_s in the small r limit become tightly confined within each β stripe.

In particular, as we already mentioned, α -attractors (pole inflation with $q = 2$) tend to describe the left hand side of the area in the (n_s, r) space favored by Planck 2018, whereas D-brane models and pole inflation with $q > 2$ describe the right hand side of this area, see Figs. 5, 9, and 10. Therefore even a modest increase of precision in measurement of n_s may provide crucial evidence supporting one of these classes of models.

Acknowledgments: We are grateful to Z. Ahmed, F. Finelli, R. Flauger, M. Hazumi, S. Kachru, L. Knox, Chao-Lin Kuo, J. Martin, L. Page, D. Roest, L. Senatore, E. Silverstein, V. Vennin, R. Wechsler and Y. Yamada for stimulating discussions. This work is supported by SITP and by the US National Science Foundation grant PHY-1720397, by the Simons Foundation Origins of the Universe program (Modern Inflationary Cosmology collaboration), and by the Simons Fellowship in Theoretical Physics.

Appendix A: Maximal superconformal theory and $3\alpha = 1$ benchmark

The origin of all 7 benchmarks in Fig. 4 was explained in detail in [43, 44]. It was pointed out there that in $\mathcal{N} = 8$ supergravity there is a duality symmetry $E_{7(7)}$, which is broken to the minimal $\mathcal{N} = 1$ supersymmetry, and the corresponding subgroup of duality is $E_{7(7)\mathbb{R}} \supset [SL(2, \mathbb{R})]^7$, which describes 7 hyperbolic disks. The corresponding kinetic terms are shown in eq. (39). When all but one disk coordinates are frozen dynami-

cally, one is left with a single disk geometry with $SL(2, \mathbb{R})$ symmetry, which is isomorphic to $SU(1, 1)$ symmetry. In such case, the scalar fields are coordinates of the coset space $\frac{SL(2, \mathbb{R})}{U(1)}$, or $\frac{SU(1, 1)}{U(1)}$, and the kinetic term is the one for a single unit size hyperbolic disk

$$\mathcal{L}_{\text{kin}} = -\frac{\partial Z \partial \bar{Z}}{(1 - Z\bar{Z})^2} = -\frac{\partial T \partial \bar{T}}{(T + \bar{T})^2}. \quad (\text{A1})$$



FIG. 11. On both panels there are Escher's pictures of a Heaven and Hell in disk and half-plane variables, Z and T , respectively. The one on the left corresponds to a hyperbolic geometry with the metric in the disk coordinates, as we derive from maximal superconformal theory in eq. (A3). The one on the right corresponds to a hyperbolic geometry with the metric in the half-plane coordinates, as we derive from maximal superconformal theory in eq. (A4).

The relation to maximal superconformal theory of the kinetic term in (A1) was pointed out in [60] with regard to disk and half-plane variables and Escher's pictures in Fig. 11. Here we would like to explain this in a more detailed way.

Extended superconformal theories were studied in [78–80]. The maximal $\mathcal{N} = 4$ superconformal theory has a global duality symmetry $SU(1, 1) \times O(6)$. The scalars parametrize the coset space $\frac{SU(1, 1)}{U(1)}$. The maximal superconformal theory has a local $SU(4)$ as well as a local $U(1)$ symmetry. A scalar kinetic term has the form

$$\frac{1}{2} D_\mu \phi^\alpha D^\mu \phi_\alpha + hc, \quad \phi^\alpha \phi_\alpha = 1, \quad \phi^\alpha = \eta^{\alpha\beta} \phi_\beta^*, \quad (\text{A2})$$

where the scalars are doublets under $SU(1, 1)$ symmetry, $\alpha = 1, 2$. It was shown in [78] that the local $U(1)$ gauge symmetry can be gauge-fixed by the choice $\text{Im} \phi_1 = 0$, so that there is only one independent complex scalar, a coordinate of the unit size Poincaré disk, $Z = \frac{\phi_2}{\phi_1}$, and

$$\frac{1}{2} D_\mu \phi_\alpha D^\mu \phi_\alpha + hc \Big|_{\text{Im} \phi_1 = 0} = -\frac{\partial Z \partial \bar{Z}}{(1 - Z\bar{Z})^2}. \quad (\text{A3})$$

In [80] the choice of the gauge-fixing condition was $\text{Im}(\phi_1 - \phi_2) = 0$, the independent complex scalar is a coordinate of the half-plane $T = \frac{\phi_1 + \phi_2}{\phi_1 - \phi_2}$, and the kinetic term is

$$\frac{1}{2} D_\mu \phi_\alpha D^\mu \phi_\alpha + hc \Big|_{\text{Im}(\phi_1 - \phi_2) = 0} = -\frac{\partial T \partial \bar{T}}{(T + \bar{T})^2}. \quad (\text{A4})$$

There is a simple relation between the disk and half-plane coordinates, known as Cayley relation

$$Z = \frac{T-1}{T+1}, \quad T = \frac{1+Z}{1-Z}. \quad (\text{A5})$$

Thus, from the point of view of the maximal superconformal theory, two Escher's pictures in Fig. 11 correspond to two different choices of gauge-fixing the local $U(1)$ sym-

metry. This, in turn, leads to two different coordinate choices for the hyperbolic geometries with the same curvature $\mathcal{R} = -2$ for the unit size Escher disk with $3\alpha = 1$. T-models are simple to formulate in Z -variables with potentials $V_T \sim (Z\bar{Z})^n$, E-models are simple in T variables with potentials $V_T \sim (1-T)^{2n}$.

It is important that the maximal $\mathcal{N} = 4$ superconformal theory has a scalar kinetic term (A3), which corresponds to a precise value of the unit size Escher disk.

-
- [1] H. Hui *et al.*, “BICEP Array: a multi-frequency degree-scale CMB polarimeter”, *Proc. SPIE Int. Soc. Opt. Eng.* **10708** (2018) 1070807, [arXiv:1808.00568 \[astro-ph.IM\]](#).
- [2] **BICEP2, Keck Array** Collaboration, P. A. R. Ade *et al.*, “BICEP2 / Keck Array x: Constraints on Primordial Gravitational Waves using Planck, WMAP, and New BICEP2/Keck Observations through the 2015 Season”, *Phys. Rev. Lett.* **121** (2018) 221301, [arXiv:1810.05216 \[astro-ph.CO\]](#).
- [3] **CMB-S4** Collaboration, K. N. Abazajian *et al.*, “CMB-S4 Science Book, First Edition”, [arXiv:1610.02743 \[astro-ph.CO\]](#).
- [4] S. Shandera *et al.*, “Probing the origin of our Universe through cosmic microwave background constraints on gravitational waves”, [arXiv:1903.04700 \[astro-ph.CO\]](#).
- [5] K. Abazajian *et al.*, “CMB-S4 Science Case, Reference Design, and Project Plan”, [arXiv:1907.04473 \[astro-ph.IM\]](#).
- [6] **Simons Observatory** Collaboration, J. Aguirre *et al.*, “The Simons Observatory: Science goals and forecasts”, *JCAP* **1902** (2019) 056, [arXiv:1808.07445 \[astro-ph.CO\]](#).
- [7] M. Hazumi *et al.*, “LiteBIRD: A Satellite for the Studies of B-Mode Polarization and Inflation from Cosmic Background Radiation Detection”, *J. Low. Temp. Phys.* **194** (2019) no. 5-6, 443–452.
- [8] **NASA PICO** Collaboration, S. Hanany *et al.*, “PICO: Probe of Inflation and Cosmic Origins”, [arXiv:1902.10541 \[astro-ph.IM\]](#).
- [9] R. Kallosh and A. Linde, “On hilltop and brane inflation after Planck”, *JCAP* **09** (2019) 030, [arXiv:1906.02156 \[hep-th\]](#).
- [10] E. Silverstein and A. Westphal, “Monodromy in the CMB: Gravity Waves and String Inflation”, *Phys. Rev. D* **78** (2008) 106003, [arXiv:0803.3085 \[hep-th\]](#).
- [11] L. McAllister, E. Silverstein, and A. Westphal, “Gravity Waves and Linear Inflation from Axion Monodromy”, *Phys. Rev. D* **82** (2010) 046003, [arXiv:0808.0706 \[hep-th\]](#).
- [12] L. McAllister, E. Silverstein, A. Westphal, and T. Wrase, “The Powers of Monodromy”, *JHEP* **09** (2014) 123, [arXiv:1405.3652 \[hep-th\]](#).
- [13] D. Wenren, “Tilt and Tensor-to-Scalar Ratio in Multifield Monodromy Inflation”, [arXiv:1405.1411 \[hep-th\]](#).
- [14] **Planck** Collaboration, Y. Akrami *et al.*, “Planck 2018 results. X. Constraints on inflation”, *Astron. Astrophys.* **641** (2020) A10, [arXiv:1807.06211 \[astro-ph.CO\]](#).
- [15] R. Kallosh and A. Linde, “B-mode Targets”, *Phys. Lett. B* **798** (2019) 134970, [arXiv:1906.04729 \[astro-ph.CO\]](#).
- [16] J. Martin, C. Ringeval, and V. Vennin, “Encyclopædia Inflationaris”, *Phys. Dark Univ.* **5-6** (2014) 75–235, [arXiv:1303.3787 \[astro-ph.CO\]](#).
- [17] **CORE** Collaboration, F. Finelli *et al.*, “Exploring cosmic origins with CORE: Inflation”, *JCAP* **04** (2018) 016, [arXiv:1612.08270 \[astro-ph.CO\]](#).
- [18] R. J. Hardwick, V. Vennin, and D. Wands, “The decisive future of inflation”, *JCAP* **05** (2018) 070, [arXiv:1803.09491 \[astro-ph.CO\]](#).
- [19] C. Destri, H. J. de Vega, and N. G. Sanchez, “MCMC analysis of WMAP3 and SDSS data points to broken symmetry inflaton potentials and provides a lower bound on the tensor to scalar ratio”, *Phys. Rev. D* **77** (2008) 043509, [arXiv:astro-ph/0703417 \[astro-ph\]](#).
- [20] A. Linde, “Inflationary Cosmology after Planck 2013”, in *Proceedings, 100th Les Houches Summer School: Post-Planck Cosmology: Les Houches, France, July 8 - August 2, 2013*, pp. 231–316. 2015. [arXiv:1402.0526 \[hep-th\]](#). <http://inspirehep.net/record/1280019/files/arXiv:1402.0526.pdf>.
- [21] A. Aazami and R. Easther, “Cosmology from random multifield potentials”, *JCAP* **0603** (2006) 013, [arXiv:hep-th/0512050 \[hep-th\]](#).
- [22] J. Frazer and A. R. Liddle, “Exploring a string-like landscape”, *JCAP* **1102** (2011) 026, [arXiv:1101.1619 \[astro-ph.CO\]](#).
- [23] R. Easther, J. Frazer, H. V. Peiris, and L. C. Price, “Simple predictions from multifield inflationary models”, *Phys. Rev. Lett.* **112** (2014) 161302, [arXiv:1312.4035 \[astro-ph.CO\]](#).
- [24] T. C. Bachlechner, “Inflation Expels Runaways”, *JHEP* **12** (2016) 155, [arXiv:1608.07576 \[hep-th\]](#).
- [25] A. Masoumi, A. Vilenkin, and M. Yamada, “Inflation in random Gaussian landscapes”, [arXiv:1612.03960 \[hep-th\]](#).
- [26] A. Linde, “Random Potentials and Cosmological Attractors”, *JCAP* **1702** (2017) no. 02, 028, [arXiv:1612.04505 \[hep-th\]](#).
- [27] T. Bjorkmo and M. C. D. Marsh, “Manyfield Inflation in Random Potentials”, *JCAP* **02** (2018) 037, [arXiv:1709.10076 \[astro-ph.CO\]](#).
- [28] J. J. Blanco-Pillado, A. Vilenkin, and M. Yamada, “Inflation in Random Landscapes with two energy scales”, *JHEP* **02** (2018) 130, [arXiv:1711.00491 \[hep-th\]](#).

- [29] A. D. Linde and V. F. Mukhanov, “Nongaussian isocurvature perturbations from inflation”, *Phys. Rev. D* **56** (1997) R535–R539, [arXiv:astro-ph/9610219](#) [[astro-ph](#)].
- [30] D. H. Lyth, C. Ungarelli, and D. Wands, “The Primordial density perturbation in the curvaton scenario”, *Phys. Rev. D* **67** (2003) 023503, [arXiv:astro-ph/0208055](#).
- [31] V. Demozzi, A. Linde, and V. Mukhanov, “Supercurvaton”, *JCAP* **1104** (2011) 013, [arXiv:1012.0549](#) [[hep-th](#)].
- [32] A. Linde, S. Mooij, and E. Pajer, “Gauge field production in supergravity inflation: Local non-Gaussianity and primordial black holes”, *Phys. Rev. D* **87** (2013) no. 10, 103506, [arXiv:1212.1693](#) [[hep-th](#)].
- [33] A. Achúcarro and Y. Welling, “Orbital Inflation: inflating along an angular isometry of field space”, [arXiv:1907.02020](#) [[hep-th](#)].
- [34] T. Bjorkmo, R. Z. Ferreira, and M. C. D. Marsh, “Mild Non-Gaussianities under Perturbative Control from Rapid-Turn Inflation Models”, *JCAP* **12** (2019) 036, [arXiv:1908.11316](#) [[hep-th](#)].
- [35] A. A. Starobinsky, “A New Type of Isotropic Cosmological Models Without Singularity”, *Phys. Lett.* **91B** (1980) 99–102.
- [36] D. S. Salopek, J. R. Bond, and J. M. Bardeen, “Designing Density Fluctuation Spectra in Inflation”, *Phys. Rev. D* **40** (1989) 1753.
- [37] F. L. Bezrukov and M. Shaposhnikov, “The Standard Model Higgs boson as the inflaton”, *Phys. Lett.* **B659** (2008) 703–706, [arXiv:0710.3755](#) [[hep-th](#)].
- [38] A. S. Goncharov and A. D. Linde, “CHAOTIC INFLATION OF THE UNIVERSE IN SUPERGRAVITY”, *Sov. Phys. JETP* **59** (1984) 930–933. [*Zh. Eksp. Teor. Fiz.* 86,1594(1984)].
- [39] A. Linde, “Does the first chaotic inflation model in supergravity provide the best fit to the Planck data?”, *JCAP* **1502** (2015) 030, [arXiv:1412.7111](#) [[hep-th](#)].
- [40] R. Kallosh, A. Linde, and D. Roest, “Superconformal Inflationary α -Attractors”, *JHEP* **11** (2013) 198, [arXiv:1311.0472](#) [[hep-th](#)].
- [41] J. J. M. Carrasco, R. Kallosh, A. Linde, and D. Roest, “Hyperbolic geometry of cosmological attractors”, *Phys. Rev. D* **92** (2015) no. 4, 041301, [arXiv:1504.05557](#) [[hep-th](#)].
- [42] R. Kallosh, A. Linde, D. Roest, and Y. Yamada, “ $\overline{D3}$ induced geometric inflation”, *JHEP* **07** (2017) 057, [arXiv:1705.09247](#) [[hep-th](#)].
- [43] S. Ferrara and R. Kallosh, “Seven-disk manifold, α -attractors, and B modes”, *Phys. Rev. D* **94** (2016) no. 12, 126015, [arXiv:1610.04163](#) [[hep-th](#)].
- [44] R. Kallosh, A. Linde, T. Wrase, and Y. Yamada, “Maximal Supersymmetry and B-Mode Targets”, *JHEP* **04** (2017) 144, [arXiv:1704.04829](#) [[hep-th](#)].
- [45] M. Cicoli, C. P. Burgess, and F. Quevedo, “Fibre Inflation: Observable Gravity Waves from IIB String Compactifications”, *JCAP* **0903** (2009) 013, [arXiv:0808.0691](#) [[hep-th](#)].
- [46] R. Kallosh, A. Linde, D. Roest, A. Westphal, and Y. Yamada, “Fibre Inflation and α -attractors”, *JHEP* **02** (2018) 117, [arXiv:1707.05830](#) [[hep-th](#)].
- [47] R. Kallosh and A. Linde, “Universality Class in Conformal Inflation”, *JCAP* **1307** (2013) 002, [arXiv:1306.5220](#) [[hep-th](#)].
- [48] A. D. Linde, “A New Inflationary Universe Scenario: A Possible Solution of the Horizon, Flatness, Homogeneity, Isotropy and Primordial Monopole Problems”, *Phys. Lett.* **B108** (1982) 389–393.
- [49] L. Boubekeur and D. H. Lyth, “Hilltop inflation”, *JCAP* **07** (2005) 010, [arXiv:hep-ph/0502047](#).
- [50] Planck Collaboration, P. A. R. Ade *et al.*, “Planck 2013 results. XXII. Constraints on inflation”, *Astron. Astrophys.* **571** (2014) A22, [arXiv:1303.5082](#) [[astro-ph.CO](#)].
- [51] R. Kallosh, A. Linde, and Y. Yamada, “Planck 2018 and Brane Inflation Revisited”, *JHEP* **01** (2019) 008, [arXiv:1811.01023](#) [[hep-th](#)].
- [52] S. Kachru, R. Kallosh, A. D. Linde, J. M. Maldacena, L. P. McAllister, and S. P. Trivedi, “Towards inflation in string theory”, *JCAP* **0310** (2003) 013, [arXiv:hep-th/0308055](#) [[hep-th](#)].
- [53] M. Galante, R. Kallosh, A. Linde, and D. Roest, “Unity of Cosmological Inflation Attractors”, *Phys. Rev. Lett.* **114** (2015) no. 14, 141302, [arXiv:1412.3797](#) [[hep-th](#)].
- [54] T. Terada, “Generalized Pole Inflation: Hilltop, Natural, and Chaotic Inflationary Attractors”, *Phys. Lett. B* **760** (2016) 674–680, [arXiv:1602.07867](#) [[hep-th](#)].
- [55] V. Mukhanov, “Quantum Cosmological Perturbations: Predictions and Observations”, *Eur. Phys. J. C* **73** (2013) 2486, [arXiv:1303.3925](#) [[astro-ph.CO](#)].
- [56] P. Creminelli, S. Dubovsky, D. López Nacir, M. Simonović, G. Trevisan, G. Villadoro, and M. Zaldarriaga, “Implications of the scalar tilt for the tensor-to-scalar ratio”, *Phys. Rev. D* **92** (2015) no. 12, 123528, [arXiv:1412.0678](#) [[astro-ph.CO](#)].
- [57] Y. Akrami, R. Kallosh, A. Linde, and V. Vardanyan, “Dark energy, α -attractors, and large-scale structure surveys”, *JCAP* **06** (2018) 041, [arXiv:1712.09693](#) [[hep-th](#)].
- [58] R. Kallosh and A. Linde, “Cosmological Attractors and Asymptotic Freedom of the Inflaton Field”, *JCAP* **1606** (2016) no. 06, 047, [arXiv:1604.00444](#) [[hep-th](#)].
- [59] S. Ferrara, R. Kallosh, A. Linde, and M. Porrati, “Minimal Supergravity Models of Inflation”, *Phys. Rev. D* **88** (2013) no. 8, 085038, [arXiv:1307.7696](#) [[hep-th](#)].
- [60] R. Kallosh and A. Linde, “Escher in the Sky”, *Comptes Rendus Physique* **16** (2015) 914–927, [arXiv:1503.06785](#) [[hep-th](#)].
- [61] J. J. M. Carrasco, R. Kallosh, and A. Linde, “ α -Attractors: Planck, LHC and Dark Energy”, *JHEP* **10** (2015) 147, [arXiv:1506.01708](#) [[hep-th](#)].
- [62] H. Li *et al.*, “Probing Primordial Gravitational Waves: Ali CMB Polarization Telescope”, *Natl. Sci. Rev.* **6** (2019) no. 1, 145–154, [arXiv:1710.03047](#) [[astro-ph.CO](#)].
- [63] H. Li, S.-Y. Li, Y. Liu, Y.-P. Li, and X. Zhang, “Tibet’s window on primordial gravitational waves”, *Nature Astron.* **2** (2018) no. 2, 104–106, [arXiv:1802.08455](#) [[astro-ph.IM](#)].
- [64] J. Ellis, D. V. Nanopoulos, K. A. Olive, and S. Verner, “Unified No-Scale Attractors”, *JCAP* **09** (2019) 040, [arXiv:1906.10176](#) [[hep-th](#)].
- [65] N. Beisert, H. Elvang, D. Z. Freedman, M. Kiermaier, A. Morales, and S. Stieberger, “E7(7) constraints on counterterms in N=8 supergravity”, *Phys. Lett. B* **694** (2011) 265–271, [arXiv:1009.1643](#) [[hep-th](#)].

- [66] R. Kallosh, “The Action with Manifest E7 Type Symmetry”, *JHEP* **05** (2019) 109, [arXiv:1812.08087 \[hep-th\]](#).
- [67] M. Gunaydin and R. Kallosh, “Supersymmetry constraints on U-duality invariant deformations of $N \geq 5$ Supergravity”, *JHEP* **09** (2019) 105, [arXiv:1812.08758 \[hep-th\]](#).
- [68] A. Linde, “Gravitational waves and large field inflation”, *JCAP* **1702** (2017) no. 02, 006, [arXiv:1612.00020 \[astro-ph.CO\]](#).
- [69] G. R. Dvali, Q. Shafi, and S. Solganik, “D-brane inflation”, in *4th European Meeting From the Planck Scale to the Electroweak Scale (Planck 2001) La Londe les Maures, Toulon, France, May 11-16, 2001*. 2001. [arXiv:hep-th/0105203 \[hep-th\]](#).
- [70] C. P. Burgess, M. Majumdar, D. Nolte, F. Quevedo, G. Rajesh, and R.-J. Zhang, “The Inflationary brane anti-brane universe”, *JHEP* **07** (2001) 047, [arXiv:hep-th/0105204 \[hep-th\]](#).
- [71] J. Garcia-Bellido, R. Rabadan, and F. Zamora, “Inflationary scenarios from branes at angles”, *JHEP* **01** (2002) 036, [arXiv:hep-th/0112147 \[hep-th\]](#).
- [72] L. Lorenz, J. Martin, and C. Ringeval, “Brane inflation and the WMAP data: A Bayesian analysis”, *JCAP* **0804** (2008) 001, [arXiv:0709.3758 \[hep-th\]](#).
- [73] X. Dong, B. Horn, E. Silverstein, and A. Westphal, “Simple exercises to flatten your potential”, *Phys. Rev. D* **84** (2011) 026011, [arXiv:1011.4521 \[hep-th\]](#).
- [74] S. Karamitsos, “Beyond the Poles in Attractor Models of Inflation”, *JCAP* **09** (2019) 022, [arXiv:1903.03707 \[hep-th\]](#).
- [75] A. D. Linde, “Monopoles as big as a universe”, *Phys. Lett. B* **327** (1994) 208–213, [arXiv:astro-ph/9402031 \[astro-ph\]](#).
- [76] A. D. Linde, “Inflationary Cosmology”, *Lect. Notes Phys.* **738** (2008) 1–54, [arXiv:0705.0164 \[hep-th\]](#).
- [77] R. Kallosh and A. D. Linde, “Testing String Theory with CMB”, *JCAP* **0704** (2007) 017, [arXiv:0704.0647 \[hep-th\]](#).
- [78] E. Bergshoeff, M. de Roo, and B. de Wit, “Extended Conformal Supergravity”, *Nucl. Phys. B* **182** (1981) 173–204.
- [79] M. de Roo, “Matter Coupling in N=4 Supergravity”, *Nucl. Phys. B* **255** (1985) 515–531.
- [80] S. Ferrara, R. Kallosh, and A. Van Proeyen, “Conjecture on hidden superconformal symmetry of $N = 4$ Supergravity”, *Phys. Rev. D* **87** (2013) no. 2, 025004, [arXiv:1209.0418 \[hep-th\]](#).