

Precision measurements on δ_{CP} in MOMENT

Jian Tang^{a,1}, Sampsa Vihonen^{a,2} and Tse-Chun Wang^{a,3}

^a *School of Physics, Sun Yat-Sen University,
No. 135, Xingang Xi Road, Guangzhou, 510275, P. R. China*

As it is very promising to expect a discovery of CP violation in the leptonic sector, the precision measurement of the Dirac CP phase δ_{CP} is going to be one of the key interests in the future neutrino oscillation experiments. In this work, we examine the physics reach of the proposed medium baseline muon decay experiment MOMENT. In order to identify potential bottlenecks and opportunities to improve CP precision in MOMENT, we investigate the effect of statistical error, systematic uncertainties, fraction of the muon beam polarity, and adjusting the baseline length to match the first or second oscillation maximum on the precision measurement of δ_{CP} . We also simulate superbeam experiments T2K, NO ν A, T2HK and DUNE in comparison and complementary to MOMENT. To reach the precision of δ_{CP} at 10° or better at 1σ confidence level, we find it sufficient to combine the data of MOMENT, DUNE and T2HK.

PACS numbers: 14.60.Pq

Keywords: Neutrino oscillations, neutrino mixing

¹E-mail: tangjian5@mail.sysu.edu.cn

²E-mail: sampsa@mail.sysu.edu.cn

³E-mail: wangzejun@mail.sysu.edu.cn

1 Introduction

Neutrino physics has experienced a steady flow of progress since the confirmation of neutrino oscillations was made in Super-Kamiokande and Sudbury Neutrino Observatory nearly two decades ago [1, 2]. This has been achieved in the many reactor, solar, atmospheric and accelerator neutrino experiments that have operated since then.

The oscillation of three neutrinos can be parametrized in terms of six physical variables [3, 4, 5]: the three mixing angles θ_{12} , θ_{13} and θ_{23} , the two mass-squared differences $\Delta m_{21}^2 = m_2^2 - m_1^2$ and $\Delta m_{31}^2 = m_3^2 - m_1^2$, and the Dirac CP phase δ_{CP} . These parameters have been measured to a high precision (see Refs. [6, 7, 8] for reviews). Whereas the best-fit values of the so called solar parameters θ_{12} and Δm_{21}^2 have been determined with the relative precisions of 14% and 16% at 3σ confidence level (CL), respectively, the precision of the so called reactor mixing angle θ_{13} is 8.9% [6]. The value of the atmospheric mixing angle θ_{23} is less precisely known, with 27% at 3σ , and it is not well known whether it resides in the high octant $\theta_{23} > 45^\circ$, or the low octant, $\theta_{23} < 45^\circ$. The sign of the atmospheric mass splitting $\Delta m_{3\ell}^2$, where $\ell = 1$ for the normal ordering ($m_1 < m_2 \ll m_3$) and 2 for inverted ordering ($m_3 \ll m_1 < m_2$), is currently unknown, but its magnitude $|\Delta m_{3\ell}^2|$ has been measured with the relative precision of 7.6%. Most recently, a global fit from the neutrino oscillation data has provided a best-fit for the Dirac CP phase at $\delta_{\text{CP}} \simeq 217^\circ$, when the mass ordering is normal, and $\delta_{\text{CP}} \simeq 280^\circ$ when the ordering is inverted [6]. The signal remains statistically insignificant, however, and nearly all of the theoretically possible values $\delta_{\text{CP}} = 0 \dots 360^\circ$ are available within the 3σ CL bounds.

Precision measurements on the neutrino oscillation parameters open up an opportunity to search for the origin of neutrino mixing, e.g. a flavour symmetry [9]. One of the key parameters in discriminating between the various available flavour symmetries is the Dirac CP phase δ_{CP} , which is desirable to be known by approximately 10° uncertainty at 1σ CL in the event where the value δ_{CP} is confirmed to lie near 270° (see e.g. Ref. [10]). The precision measurements of δ_{CP} in future experiments have been previously discussed in Refs. [11, 12, 13, 14].

Future neutrino oscillation experiments will play an important role in curtailing the error on δ_{CP} . In this work, we investigate the precision measurement of δ_{CP} in the MuOn-decay MEdium baseline NeuTrino beam facility (MOMENT) [15]. MOMENT is proposed to use a novel approach to generate a very intensive beam of neutrinos and antineutrinos via the decay of positive and negative muons, which allows to survey neutrino oscillations in eight different channels. In the past, MOMENT and its physics potential have been studied in CP violation discovery [16, 17], non-standard neutrino interactions [17, 18] and invisible neutrino decays [19].

In the present work, we study the physics potential of MOMENT in the standard three neutrino oscillations and compare its sensitivities with those of the currently running long baseline neutrino experiments T2K [20] and NO ν A [21], as well as the next generation experiments T2HK [22] and DUNE [23]. We find that MOMENT has an excellent sensitivity for the precision measurement of δ_{CP} at its current best-fit values. We also find that MOMENT can measure δ_{CP} by 15° uncertainty or better at 1σ CL for approximately 76% of its currently allowed values.

This paper is organized as follows: In Section 2, we review the oscillation probabilities relevant for MOMENT and discuss the role of the first and second oscillation maxima in the precision measurement of δ_{CP} . In Section 3, we give a brief introduction to the experimental setup of MOMENT and describe how its simulation is done in this work. We present the results of this work in Section 4, and summarize our findings in Section 5.

2 A brief review of the oscillation probabilities in CP precision

In this section, we perform an analytical study on the neutrino oscillation probabilities that are relevant for δ_{CP} precision in the experiments considered in this work.

The precision on the δ_{CP} parameter can be extracted in neutrino oscillation experiments by comparing the spectral data from the neutrino and antineutrino oscillation channels. In conventional beam experiments such as T2K and NO ν A, the sensitivity to the δ_{CP} parameter is mainly facilitated by comparing the measured event and energy spectra in the appearance channels $\nu_\mu \rightarrow \nu_e$ and $\bar{\nu}_\mu \rightarrow \bar{\nu}_e$, from which the value of δ_{CP} can then be resolved.

Neutrino experiments based on muon decay are different from superbeams by the number of oscillation channels which can be used for the determination of the δ_{CP} value. MOMENT, for example, benefits from the simultaneous access to the channels $\nu_e \rightarrow \nu_\mu$ and $\bar{\nu}_\mu \rightarrow \bar{\nu}_e$ when the experiment runs in the μ^+ beam mode, and to their conjugate channels $\bar{\nu}_e \rightarrow \bar{\nu}_\mu$ and $\nu_\mu \rightarrow \nu_e$ when it is in the μ^- mode. When the corresponding disappearance channels are taken into account, the experiment gains access to eight channels in total.

Let us begin by considering the oscillations of the neutrinos that originate from the μ^+ beam. The probabilities for the appearance channels $\nu_e \rightarrow \nu_\mu$ and $\bar{\nu}_\mu \rightarrow \bar{\nu}_e$ can be approximated with the following analytical expressions [11, 13, 24]. Taking the quantity $\varepsilon \equiv \Delta m_{21}^2 / \Delta m_{31}^2$ to be small, such that $\sin^2 \theta_{13} \sim \mathcal{O}(\varepsilon)$, the appearance probabilities can be expressed in powers of ε . For example, in the case of $\nu_e \rightarrow \nu_\mu$ channel, one gets

$$P_{\nu_e \rightarrow \nu_\mu} = P_1 + P_{3/2} + \mathcal{O}(\varepsilon^2). \quad (1)$$

Whereas the first-order term P_1 is independent of δ_{CP} ,

$$P_1 = \frac{4}{(1 - r_A)^2} \sin^2 \theta_{23} \sin^2 \theta_{13} \sin^2 \left(\frac{(1 - r_A) \Delta L}{2} \right), \quad (2)$$

the other term depends on the value of the δ_{CP} parameter:

$$P_{3/2} = 8 J_r \frac{\varepsilon}{r_A (1 - r_A)} \cos \left(\delta_{\text{CP}} - \frac{\Delta L}{2} \right) \sin \left(\frac{r_A \Delta L}{2} \right) \sin \left(\frac{(1 - r_A) \Delta L}{2} \right). \quad (3)$$

In the above expressions $J_r = \cos \theta_{12} \sin \theta_{12} \cos \theta_{23} \sin \theta_{23} \sin \theta_{13}$ is the reduced Jarlskog invariant, L is the baseline length and E is the energy of the neutrino or antineutrino. The matter effects enter the probability via $r_A = 2\sqrt{2} G_F N_e / \Delta m_{31}^2$, where N_e is the electron number density and G_F the Fermi coupling constant, and $\Delta \equiv \Delta m_{31}^2 / 2E$.

As is apparent in Eqs. (1–3), the sensitivity to δ_{CP} arises from the $P_{3/2}$ term, which is dependent on the value of δ_{CP} through $\cos(\delta_{\text{CP}} - \Delta L/2)$. The maximum value of $P_{3/2}$ is therefore attained when $\Delta L/2 = (2n + 1)\pi/2$, $n = 0, 1, 2, \dots$, and the minimum when $\Delta L/2 = n\pi$, respectively. The first oscillation maximum is said to occur when $\Delta L/2 = \pi/2$, and the second oscillation maximum when $\Delta L/2 = 3\pi/2$. When the oscillation probability is at its first oscillation maximum, the dependence on δ_{CP} can be approximated as $P_{3/2} \propto +\sin\delta_{\text{CP}}$. Correspondingly, when the condition for the second oscillation maximum is met, the dependence takes the form $P_{3/2} \propto -\sin\delta_{\text{CP}}$.

The other probability relevant to the μ^+ beam, $P_{\bar{\nu}_\mu \rightarrow \bar{\nu}_e}$, can be conveniently obtained from Eqs. (1–3) via the transformation $r_A \rightarrow -r_A$. Knowing that the matter potentials are small in medium-baseline experiments like MOMENT, we remark that $P_{\nu_e \rightarrow \nu_\mu}$ and $P_{\bar{\nu}_\mu \rightarrow \bar{\nu}_e}$ take approximately the same size and shape.

When the oscillations originating from the μ^- beam are concerned, the relevant oscillation channels for δ_{CP} measurements are $\nu_\mu \rightarrow \nu_e$ and $\bar{\nu}_e \rightarrow \bar{\nu}_\mu$. The expression for the $\nu_\mu \rightarrow \nu_e$ probability can be acquired from Eqs. (1–3) through the transformation $\delta_{\text{CP}} \rightarrow -\delta_{\text{CP}}$. This changes the sign in Eq. (3), so that $P_{3/2} \propto -\sin\delta_{\text{CP}}$ in the first oscillation maximum and $P_{3/2} \propto +\sin\delta_{\text{CP}}$ in the second maximum, respectively. The probability for $\bar{\nu}_e \rightarrow \bar{\nu}_\mu$ can be similarly obtained via the transformations $\delta_{\text{CP}} \rightarrow -\delta_{\text{CP}}$ and $r_A \rightarrow -r_A$, leading to similar behaviour near the first and second oscillation maxima.

One can make an estimate on the size of the relative uncertainty that is attainable on the true value of δ_{CP} in a neutrino oscillation experiment [11, 13]. Owing to the sinusoidal nature of the $\sin\delta_{\text{CP}}$ term in $P_{3/2}$, one can expect the best resolution to the individual values of δ_{CP} near the CP conserving values $\delta_{\text{CP}} = n\pi = 0, \pi, 2\pi, \dots$, and the worst resolution near $\delta_{\text{CP}} = (2n + 1)\pi/2 = \pi/2, 3\pi/2, \dots$, respectively. When the oscillations take place in vacuum ($r_A = 0$) the correspondence is exact, whereas the presence of matter effects shifts the maximal and minimal sensitivities away from their respective values in vacuum. In such a case, the direction of the shift corresponds to the sign of Δm_{31}^2 , as well as to the CP phase of the neutrino/antineutrino beam.

In this work, we focus on analysing the physics reach of MOMENT. The simulation of MOMENT is done with the General Long-Baseline Simulator (GLOBES) library [25, 26] following the simulation details that were defined in Ref. [18]. The relevant oscillation probabilities for MOMENT are presented in Fig. 1, where the oscillation probabilities corresponding to $\bar{\nu}_\mu \rightarrow \bar{\nu}_e$ and $\nu_e \rightarrow \nu_\mu$ transitions are plotted for the true values $\delta_{\text{CP}} = 0^\circ, 90^\circ, 180^\circ$ and 270° with solid, dashed, dotted and dot-dashed lines, respectively. The electron neutrino fluxes used in our simulation of MOMENT are illustrated with the solid red lines. The fluxes are given in units of $\nu/\text{m}^2/0.02 \text{ GeV}/200 \text{ d}$ and defined at the source.

As is apparent from Fig. 1, the neutrino fluxes used in our simulation of MOMENT can be sensitive to either the first or second oscillation maximum. The electron neutrino fluxes shown in the figure peak at $E \simeq 100 \text{ MeV}$, corresponding to the second oscillation maximum at the default baseline of $L = 150 \text{ km}$. In principle, the experimental setup could be optimized for the first oscillation maximum by moving the detector closer to the beam facility, such that $L = 50 \text{ km}$. This configuration could alternatively be sought by configuring the neutrino beam to peak at the energies $E \simeq 300 \text{ MeV}$.

Fig. 1 illustrates the effect of varying the δ_{CP} parameter in the appearance probability

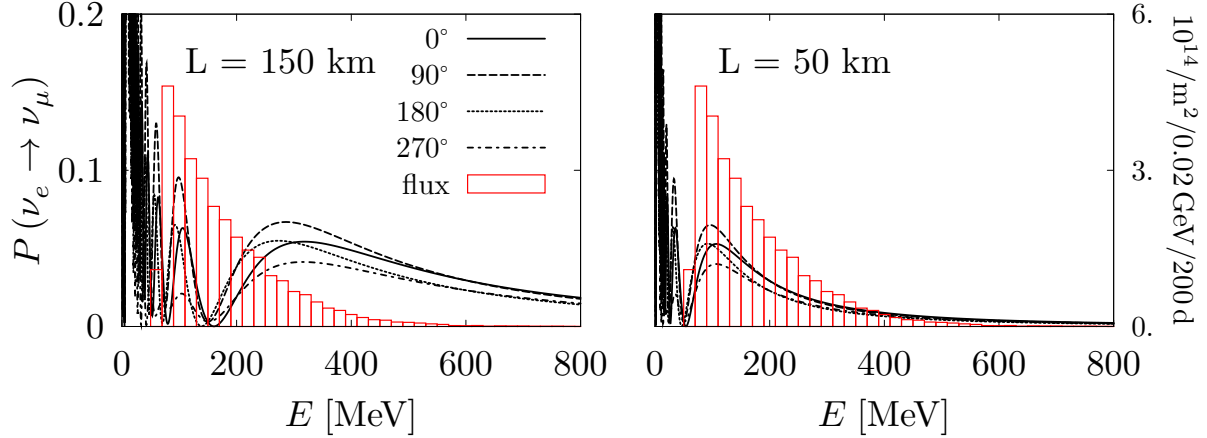


Figure 1: The transition probability for the $\nu_e \rightarrow \nu_\mu$ channel, presented for the values $\delta_{\text{CP}} = 0^\circ, 90^\circ, 180^\circ$ and 270° . The probabilities are shown as functions of the neutrino energy $E = 0 \dots 800$ MeV. In the left panel, the probabilities are shown for the experimental configuration where the baseline length L is optimized for the second oscillation maximum ($L = 150$ km). In the right panel, the probabilities are correspondingly shown for the first oscillation maximum ($L = 50$ km). For convenience, the simulated electron neutrino fluxes for MOMENT are shown with the red boxes. The fluxes are given in units of $10^{14}/\text{m}^2/0.02 \text{ GeV}/200 \text{ d}$.

$P(\nu_e \rightarrow \nu_\mu)$. In the left panel of the figure, the probability for $\delta_{\text{CP}} = 0^\circ$ is nearly three times larger than the probability for $\delta_{\text{CP}} = 270^\circ$, when neutrino energies near the second oscillation maximum are considered. In the right panel, on the other hand, the variation near the first oscillation maximum is less significant, though the wider shape of the oscillation maximum can be expected to yield a greater number of events.

3 Simulation details

In this section we describe the experimental setup of MOMENT that is assumed for the simulations. The schematic design of the beam facility is presented in Ref. [15].

MOMENT entails a novel idea of producing a very intense neutrino-antineutrino beam at relatively low energies. In the plan, MOMENT includes a 1.5 GeV proton linac and a 10 mA proton driver, and it is aimed to produce a 15 MW proton beam in a continuous wave. The proton beam is proposed to hit a mercury jet-target, creating a beam of charged mesons mostly consisting of pions and kaons. The number of protons expected to hit the jet-target is 1.1×10^{24} per year. Super-conducting solenoids are then used to select pions of the desired energy range to be led to a decay tunnel. The selected pions decay in the tunnel into positively and negatively charged muons, which are further led to a 600 m decay tunnel where they can decay into neutrinos and antineutrinos. Whereas the positively charged muons decay into positrons and $\nu_e \bar{\nu}_\mu$ pairs, the negatively charged muons decay into electrons and $\bar{\nu}_e \nu_\mu$ pairs. The resulting beam of neutrinos and antineutrinos is expected to peak roughly at 200 MeV energy.

Table 1: The experimental inputs assumed in the simulation of MOMENT, representing the reference design studied in this paper.

Parameter	Value
Beam power (MW)	15
Fiducial mass (kt)	500
Running time (yr)	5+5
Baseline length (km)	150
Average matter density (g/cm ³)	2.7
Energy resolution	$0.085 \times E$
Energy window (MeV)	[100, 800]
Number of bins	20
Bin width (MeV)	35

In the original proposal [15], the beam facility is proposed to be placed on the China-ADS site whereas the location of the far detector is suggested to be near the JUNO far detector site, constituting a baseline of 150 km length. A far detector of approximately 500 kton mass has been suggested for this purpose. In previous works (see e.g. Ref. [18]), a Water Čerenkov detector with Gd-doping has been considered due to its excellent performance at low energies.

In this work, we simulate a 10-year-long run in MOMENT, shared evenly between the μ^+ run and the μ^- run. The simulation details concerning the detector as well as the beam are summarized in Table 1. The information of the detector design follows the description given in Ref. [27], Gd-doping technology in Ref. [28], and atmospheric neutrino background suppression in Refs. [29] and [30]. The neutrino and antineutrino fluxes are based on a Monte Carlo simulation provided by the accelerator working group [18], assuming 1.1×10^{24} POT per year (corresponding to 3.8×10^{21} neutrinos per year). The cross sections for the charged current and neutral current processes are taken from Ref. [31], respectively. In order to make a comparison or a combination of different experiments, we also include the simulations of T2HK and T2K [32, 33, 34], NO ν A [35, 36], and DUNE [37].

From now on, we briefly describe how the χ^2 values are calculated, what parameter values are used in the simulation. The central values for the oscillation parameters are taken from the corresponding best-fit values, which are summarized in Table 2.

The statistical part of the χ^2 function is calculated with the well-known Poissonian [25]:

$$\chi^2(\vec{\omega}, \vec{\omega}_0, \zeta_{\text{sg}}, \zeta_{\text{bg}}) = \sum_{i=1}^{20} 2 \left[T_i - O_i \left(1 - \ln \frac{T_i}{O_i} \right) \right], \quad (4)$$

where $\vec{\omega} \equiv (\theta_{12}, \theta_{13}, \theta_{23}, \delta_{\text{CP}}, \Delta m_{21}^2, \Delta m_{31}^2)$ and $\vec{\omega}_0$ are the so called test and true values

Table 2: The current best-fit values and 1σ uncertainties for the neutrino oscillation parameters [6]. These values are shown for both mass orderings and are taken from a recent global analysis. Note that Δm_{3l}^2 stands for Δm_{31}^2 in normal ordering (NO) and Δm_{32}^2 in inverted ordering (IO).

Parameter	Central value $\pm 1\sigma$ (NO)	Central value $\pm 1\sigma$ (IO)
θ_{12} ($^\circ$)	33.82 ± 0.78	33.82 ± 0.78
θ_{13} ($^\circ$)	8.61 ± 0.13	8.65 ± 0.13
θ_{23} ($^\circ$)	49.7 ± 1.1	49.7 ± 1.0
δ_{CP} ($^\circ$)	217 ± 40	280 ± 25
Δm_{21}^2 (10^{-5} eV 2)	7.39 ± 0.21	7.39 ± 0.21
Δm_{3l}^2 (10^{-3} eV 2)	2.525 ± 0.033	-2.512 ± 0.034

of the oscillation parameters, ζ_{sg} and ζ_{bg} are the nuisance parameters describing the overall normalization error for the signal and background events, respectively. O_i and $T_i = T_i$ are the observed (true) and expected (test) events, which are calculated from true and test values $\vec{\omega}_0$ and $\vec{\omega}$ as $O_i(\vec{\omega}_0) = N_i^{\text{sg}}(\vec{\omega}_0) + N_i^{\text{bg}}(\vec{\omega}_0)$ and $T_i(\vec{\omega}, \zeta_{\text{sg}}, \zeta_{\text{bg}}) = (1 + \zeta_{\text{sg}}) N_i^{\text{sg}}(\vec{\omega}) + (1 + \zeta_{\text{bg}}) N_i^{\text{bg}}(\vec{\omega})$, where N_i^{sg} and N_i^{bg} represent the expected numbers for signal and background events, respectively.

The χ^2 value corresponding to a neutrino signal, e.g. from events originating from $\nu_e \rightarrow \nu_\mu$ oscillation, is estimated from the Poissonian shown in Eq. (4) after including the systematics with the conventional pull method and applying the experimental uncertainties with the priors:

$$\chi^2(\vec{\omega}_0) = \min_{\vec{\omega}, \zeta_{\text{sg}}, \zeta_{\text{bg}}} \left[\chi_{\text{stat}}^2(\vec{\omega}, \vec{\omega}_0, \zeta_{\text{sg}}, \zeta_{\text{bg}}) + \frac{\zeta_{\text{sg}}^2}{\sigma_{\text{sg}}^2} + \frac{\zeta_{\text{bg}}^2}{\sigma_{\text{bg}}^2} + \sum_{k=1}^6 \left(\frac{\omega_k - (\omega_0)_k}{\sigma_k} \right)^2 \right], \quad (5)$$

where σ_{sg} and σ_{bg} are the errors associated with the nuisance parameters ζ_{sg} and ζ_{bg} , respectively. The minimization in Eq. (5) is first performed over the nuisance parameters ζ_{sg} and ζ_{bg} and then over the test values $\vec{\omega}$.

The overall χ^2 distributions are calculated by summing the χ^2 values corresponding to the relevant oscillation channels in the simulated experiment. Each channel is assigned with a signal and background error σ_{sg} and σ_{bg} , whereas the priors are taken from Table 2.

The precision on the δ_{CP} parameter can be conveniently expressed with $\Delta\chi^2 = \chi^2 - \chi_{\text{min}}^2$, which is defined as the difference of χ^2 calculated at an arbitrary test value of δ_{CP} and at a value that is taken to be its true value. Throughout this work, we calculate $\Delta\chi^2$ by minimizing over all oscillation parameters except for δ_{CP} , and assuming the neutrino mass ordering and θ_{23} octant be known.

We express our results in terms of $\Delta\delta_{\text{CP}}$, which we define as the average of the higher

and lower deviations from the expected central value, that is,

$$\Delta\delta_{\text{CP}} = \frac{\delta_{\text{CP}}^{\text{upper}} - \delta_{\text{CP}}^{\text{lower}}}{2}, \quad (6)$$

where $\delta_{\text{CP}}^{\text{upper}}$ and $\delta_{\text{CP}}^{\text{lower}}$ are the upper and lower bounds, respectively, that can be expected to be attainable in the simulated neutrino experiment. In this work, we focus on the 1σ confidence level, at which it is sufficient to approximate $\Delta\chi^2$ as a χ^2 distribution of one degree of freedom. Here $\delta_{\text{CP}}^{\text{upper}}$ and $\delta_{\text{CP}}^{\text{lower}}$ are determined as the fit values that satisfy the requirement $\Delta\chi^2 = 1$.

4 Precision measurement of δ_{CP} in MOMENT

We present the results of our work in this section. In Section 4.1, we show sensitivity to the Dirac CP phase δ_{CP} in MOMENT. We compare the sensitivities of MOMENT with those of currently running long baseline oscillation experiments T2K and NO ν A, and proposed next-generation experiments T2HK and DUNE. In Section 4.2, we investigate the impact of several experimental parameters on the δ_{CP} sensitivity in MOMENT. More specifically, we study the effects of statistics, systematics and beam polarity. We also discuss the effect of the second oscillation maximum in the measurement of δ_{CP} . Finally, in Section 4.3, we study the complementarity of MOMENT and the long baseline neutrino experiments in the precision of δ_{CP} .

4.1 Sensitivity to the δ_{CP} parameter in MOMENT

The sensitivity to the δ_{CP} parameter measurement is illustrated in Fig. 2. The figure presents the values of $\Delta\chi^2$ as function of $\delta_{\text{CP}} = 0^\circ \dots 360^\circ$, which are inserted as test values in Eq. (5). The true value of δ_{CP} is taken to be $\delta_{\text{CP}} = 217^\circ$ when the normal ordering (NO, $m_1 < m_2 \ll m_3$) is assumed, and $\delta_{\text{CP}} = 280^\circ$ when the ordering is taken to be inverted¹ (IO, $m_3 \ll m_1 < m_2$). The $\Delta\chi^2$ distributions are shown for δ_{CP} in T2K (red), NO ν A (blue), DUNE (dashed), T2HK (dotted) and MOMENT (solid black). For convenience, the 1σ , 2σ and 3σ confidence level contours are shown with the lines $\Delta\chi^2 = 1, 4$ and 9 , respectively.

Our results predict excellent sensitivities to the precision of the δ_{CP} parameter in MOMENT. As can be seen in Fig. 2, the sensitivities of MOMENT can be expected to be comparable with those of future long baseline experiments DUNE and T2HK, and superior to those of currently running long baseline experiments NO ν A and T2K.

As far as NO is concerned, MOMENT provides the most stringent constraints on δ_{CP} at all confidence levels. In this setting, our simulations predict a $\Delta\chi^2$ distribution that is centered at $\delta_{\text{CP}} = 280^\circ$ and is symmetric for higher and lower δ_{CP} values. When the $\Delta\chi^2$ distribution of MOMENT is compared with that of T2HK, we find the sensitivity to δ_{CP} in MOMENT to be slightly greater than it would be in T2HK. When IO is assumed, we

¹The values of $\delta_{\text{CP}} = 217^\circ$ (NO) and $\delta_{\text{CP}} = 280^\circ$ (IO) correspond to the current best-fit values from fitting to the global neutrino oscillation data. The fits include the atmospheric neutrino data from Super-Kamiokande [6].

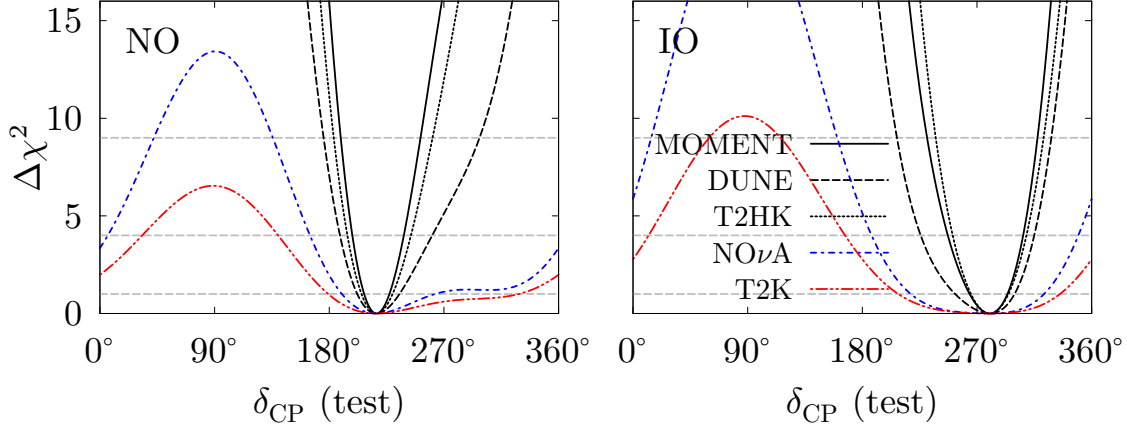


Figure 2: The sensitivity to the δ_{CP} parameter in neutrino oscillation experiments. The $\Delta\chi^2$ distributions of the δ_{CP} parameter are shown for its allowed values $\delta_{\text{CP}} = 0^\circ \dots 360^\circ$. The 1σ , 2σ and 3σ confidence levels are shown with the dashed lines corresponding to $\Delta\chi^2 = 1, 4$ and 9 , respectively. The sensitivities are shown for MOMENT, T2HK, DUNE, NO ν A and T2K, and for both normal (NO) and inverted mass orderings (IO).

predict stricter constraints in MOMENT for δ_{CP} values higher than 280° , but we also find that its sensitivities are correspondingly relaxed for the lower values of δ_{CP} .

Overall, however, we find the sensitivities of MOMENT, DUNE and T2HK to be comparable or nearly comparable in constraining δ_{CP} , whereas the sensitivities of T2K and NO ν A are inferior.

4.2 Optimizing the δ_{CP} measurement in MOMENT

Though the physics reach of MOMENT has been studied in a number of references [16, 17, 18, 19], it should be stressed that the experimental setup of MOMENT is still open. In this section we investigate the relevance of four different characteristics related to the experimental setup in the precision measurement of the δ_{CP} parameter. More specifically, we study how statistics, systematics, beam sharing and baseline length affect $\Delta\delta_{\text{CP}}$ in MOMENT.

4.2.1 Statistical uncertainties

We first want to understand the relevance of statistics on the determination of $\Delta\delta_{\text{CP}}$ in MOMENT. We investigate this by studying the dependence of $\Delta\delta_{\text{CP}}$ on the running time of the experiment. In Fig. 3, $\Delta\delta_{\text{CP}}$ is shown as function of the total running time of the experiment, shared evenly between the μ^+ and μ^- modes. Since $\Delta\delta_{\text{CP}}$ also depends on the true value of δ_{CP} , we present the $\Delta\delta_{\text{CP}}$ contours for $\delta_{\text{CP}} = 0^\circ, 90^\circ, 180^\circ$ and 270° . We remark that NO and IO yield nearly identical numerical results.

Fig. 3 shows how increasing the total running time of the experiment, where the muon beam is shared evenly between the μ^+ and μ^- modes, leads to an improved result on $\Delta\delta_{\text{CP}}$.

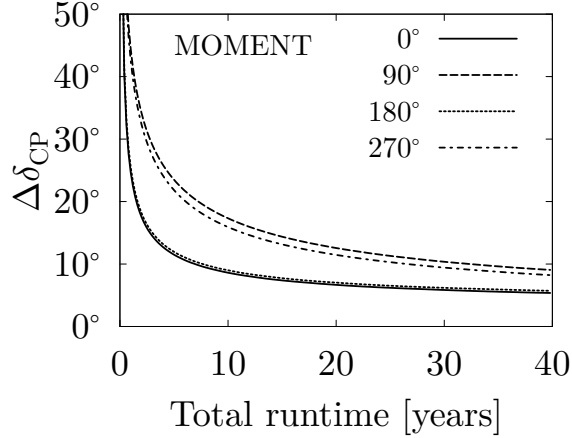


Figure 3: The effect of statistics on the precision measurement of δ_{CP} . The 1σ confidence level uncertainties for δ_{CP} are shown as a function of the total running time of the experiment. The $\Delta\delta_{\text{CP}}$ distributions are shown for the true values $\delta_{\text{CP}} = 0, 90^\circ, 180^\circ$ and 270° . The results are independent of the mass ordering.

For the CP conserving values $\delta_{\text{CP}} = 0^\circ$ or 180° , the sensitivity becomes rather difficult to improve after 10 years of running. For example, doubling the running time from 10 years to 20 years improves the estimate on $\Delta\delta_{\text{CP}}$ by less than 2.1° . Increasing the running time further after 20 years leads to smaller improvements. For the maximally CP violating values $\delta_{\text{CP}} = 90^\circ$ and 270° , on the other hand, similar increases in running time leads to more significant improvements. All results are obtained at 1σ CL.

One should keep in mind that increasing the running time is but one method to increase the statistics of the experiment. In principle, doubling the total running time is equivalent to doubling the fiducial mass of the detector or the intensity of the neutrino beam.

4.2.2 Systematic uncertainties

We next want to study the impact of the systematics on the precision of δ_{CP} in MOMENT. The importance of systematics is illustrated in Fig. 4, where $\Delta\delta_{\text{CP}}$ is plotted at 1σ CL as a function of δ_{CP} . The results are presented for four different values of $\sigma_{\zeta_{\text{sg}}}$, which we choose to be 2%, 5%, 10% and 15%. These errors correspond to the systematics arising from the overall normalization of the signal events, and it is set for relevant oscillation channels considered in this work. We assume a uniform signal normalization error in all signal events.

As is apparent from Fig. 4, the estimate on $\Delta\delta_{\text{CP}}$ at 1σ CL correlates with the considered systematics significantly for all values except the maximally CP violating values $\delta_{\text{CP}} = 90^\circ$ and 270° . This behaviour can be tracked back to the origin of CP sensitivity in $\sin\delta_{\text{CP}}$ (see Section 2). Hence, one may say that whilst δ_{CP} precision is dominated by systematics near the CP conserving values 0° and 180° , any improvements on the precision must be obtained through the increase of statistics near maximally CP violating values 90° and 270° , respectively.

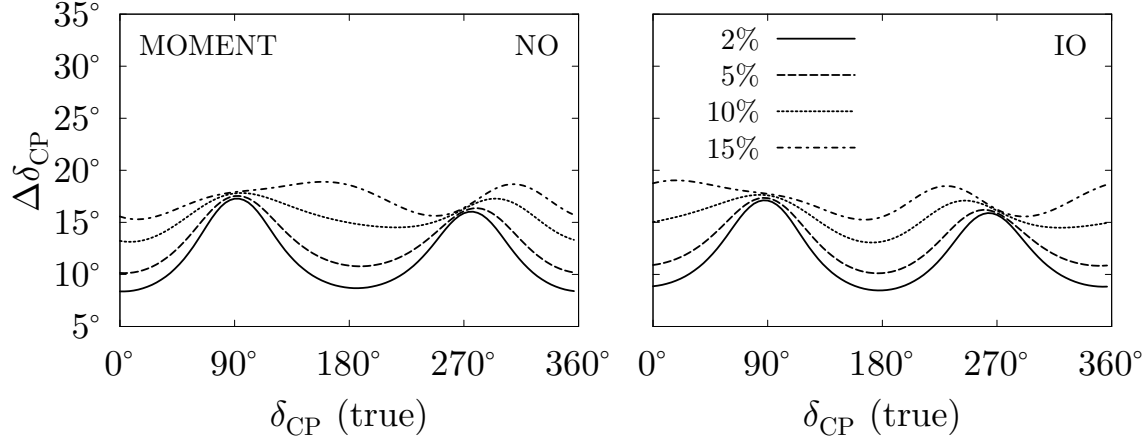


Figure 4: The effect of the systematics on the precision measurement of δ_{CP} . The 1σ confidence level uncertainties for δ_{CP} are shown as a function of values $\delta_{\text{CP}} = 0^\circ \dots 360^\circ$. The uncertainties are shown for four different scenarios where the systematic error on the signal normalization is set to either $\sigma_{\zeta_{\text{sg}}} = 2\%$, 5% , 10% or 15% . The results are shown for both normal (NO) and inverted ordering (IO).

We note that the simulation setup we defined for MOMENT in Section 3 leads to a sensitivity that is very similar to the 2% curve in Fig. 4. The default setup assumes a 2.5% systematic error on all appearance channels and 5% error on disappearance channels. The overlapping with the 2% error curve therefore highlights the importance of the appearance channels in the precision measurement on δ_{CP} .

4.2.3 Beam polarity

We next set our focus on the importance of the beam polarity in the precision of the δ_{CP} parameter. MOMENT is known to produce neutrinos by generating beams of μ^+ and μ^- , which are assumed to be produced in equal amounts in our baseline setup. This is one of the characteristics that can be changed in MOMENT. In Fig. 5, we show how $\Delta\delta_{\text{CP}}$ (1σ CL) changes for $\delta_{\text{CP}} = 0^\circ, 90^\circ, 180^\circ$ and 270° when the beam time is shared between the two polarities in asymmetrical running times. For this purpose, we define the quantity $\mu^+ / (\mu^+ + \mu^-)$ as the fraction at which MOMENT runs in μ^+ mode, whereas the rest of the 10-year-long running time is dedicated to μ^- mode.

The following observations can be made from Fig. 5: For the CP conserving values $\delta_{\text{CP}} = 0^\circ$ and 180° , we find a mild preference for the symmetrical running of 5+5 years. When $\delta_{\text{CP}} = 90^\circ$ or 270° , a pure μ^+ beam run is preferred instead, though it should be noted that the preference for the 10+0-year running time is not significant in the case of $\delta_{\text{CP}} = 90^\circ$.

We remark that the results presented in Fig. 5 were obtained when NO was assumed. We find the difference to be negligible when IO is considered.

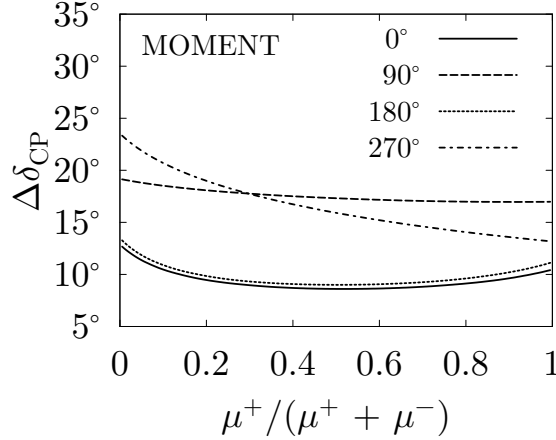


Figure 5: The effect of beam polarity on the precision measurement of δ_{CP} . The 1σ confidence level uncertainties for δ_{CP} are shown as a function of the fraction at which MOMENT operates in μ^+ mode, whereas the rest of the operation is run in μ^- mode. The uncertainties are shown for $\delta_{CP} = 0^\circ, 90^\circ, 180^\circ$ and 270° . The results are independent of the mass ordering.

4.2.4 First and second oscillation maxima

We also study the effect of the first and second oscillation maxima in the precision on δ_{CP} parameter. The first oscillation maximum occurs when the condition $\Delta L/2 \equiv L \Delta m_{31}^2/4E = \pi/2$ is met. For the proposed baseline length of MOMENT, $L \simeq 150$ km, the second oscillation maximum occurs for neutrino energies $E \simeq 300$ MeV. The second oscillation maximum follows similarly from the equation $\Delta L/2 = 3\pi/2$, which indicates $E \simeq 100$ MeV. We can therefore expect MOMENT to be sensitive to both the first and second oscillation maxima, with more events coming from the second maximum.

In theory, the experimental setup of MOMENT can be optimized to match the first oscillation maximum instead of the second one. In our simulation of MOMENT, the mean value of the neutrino energies is $E \simeq 200$ MeV. For these energies, the first oscillation maximum occurs at $L \simeq 50$ km and the second maximum at $L \simeq 150$ km. We therefore choose to compare the sensitivity to $\Delta\delta_{CP}$ at 1σ CL in MOMENT at baseline lengths 50 km and 150 km. The results are shown for NO in Fig. 6. We find the results nearly identical when IO is considered.

In Fig. 6, the $\Delta\delta_{CP}$ distributions are shown in two scenarios. Whereas the solid line illustrates the $\Delta\delta_{CP}$ contour (1σ CL) as function of δ_{CP} values at 150 km baseline length, the dashed curve corresponds to the $\Delta\delta_{CP}$ contour at 50 km length with the same integrated luminosity. Whilst the first case corresponds to the baseline setup of MOMENT, the latter case corresponds to the situation where MOMENT is optimized for the first oscillation maximum. It is evident from the figure that the second oscillation maximum leads to a greater sensitivity on $\Delta\delta_{CP}$ for all available values of δ_{CP} . This is true despite the fact that at 50 km, the expected number of neutrino and antineutrino events at the far detector is expected to be nine times higher in comparison to the 150 km baseline length.

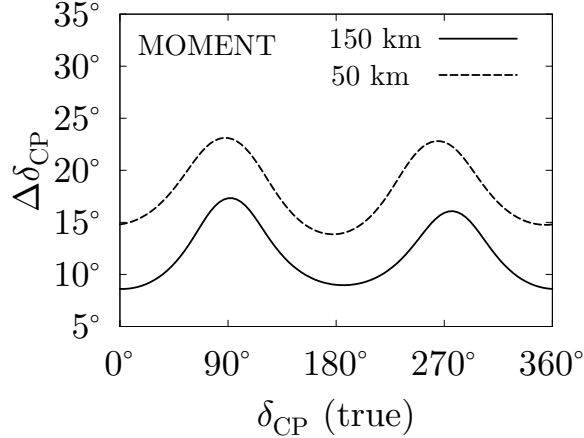


Figure 6: The effect of the first oscillation maximum on the precision measurement of δ_{CP} . The 1σ confidence level uncertainty of δ_{CP} is shown for two baseline lengths, $L = 50$ km and 150 km, which correspond to the experimental configurations where MOMENT is optimized for the first and second oscillation maximum, respectively. The results are independent of the mass ordering.

4.3 Complementarity of MOMENT and superbeam experiments in the measurement of δ_{CP}

In previous sections, we have investigated how well the parameter δ_{CP} can be measured in MOMENT, and how the sensitivities of MOMENT compare with those of the currently running and planned long baseline neutrino experiments. In this part of the work, we study how precisely the value of δ_{CP} can be determined after MOMENT finishes running.

The complementarity of the superbeam experiments and MOMENT play an important role in the determination of the δ_{CP} value at a high 1σ CL precision. Although MOMENT has access to a greater number of neutrino oscillation channels and lower beam backgrounds than superbeam experiments, the greater statistics provided by DUNE and T2HK near the first oscillation maximum improve the expected resolution on δ_{CP} throughout its currently allowed values. The inclusion of the currently running experiments T2K and NO ν A, however, can be expected to yield a non-significant contribution due to their relatively limited statistics.

In Fig. 7, we show the 1σ CL uncertainty of δ_{CP} as function of δ_{CP} values when the simulated data from MOMENT is analyzed jointly with that of either DUNE (dashed line) or T2HK (dotted), and in the event when the data from all three experiments is analyzed together (dot-dashed). We also present the expected sensitivity to $\Delta\delta_{\text{CP}}$ at 1σ CL also for the event when only the data from MOMENT is analyzed.

Basing on the results shown in Fig. 7, we find that MOMENT has an appreciable sensitivity to measure the δ_{CP} parameter at 1σ CL. After 10 years of taking data, MOMENT can be expected to determine the value of δ_{CP} by greater than 20° resolution throughout the δ_{CP} value spectrum, and by 15° or better for 76% of the currently allowed values, regardless

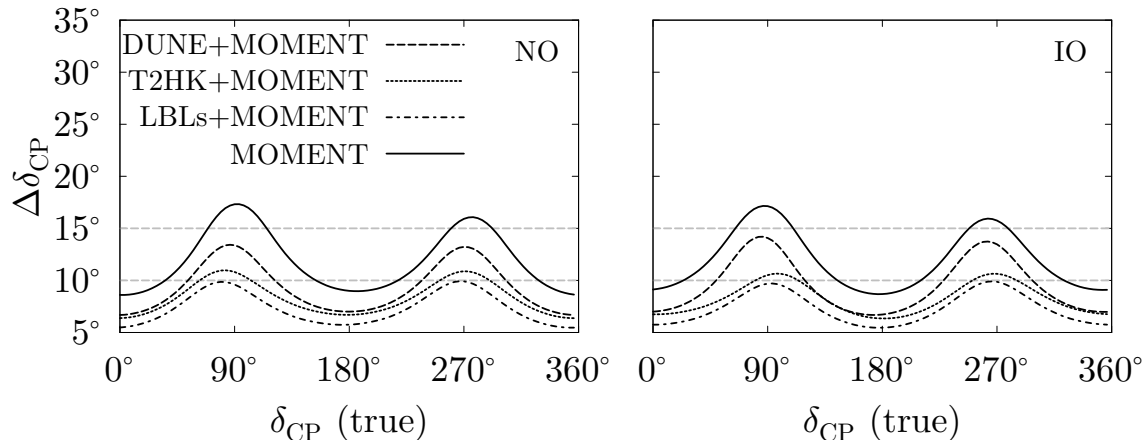


Figure 7: The 1σ confidence level uncertainty of δ_{CP} shown for four different combinations of neutrino oscillation data. The results are shown for the currently allowed values of δ_{CP} in normal ordering (NO) and inverted ordering (IO). The grey dashed lines represent the benchmark values of $\Delta\delta_{\text{CP}} = 10^\circ$ and 15° .

of the mass ordering. At the 10° discrimination level, we find MOMENT to be able to reach the desired resolution for 34% and 33% of the values in NO and IO, respectively.

The 1σ CL constraints on the true value of δ_{CP} can be improved further when the data from MOMENT is analyzed jointly with those of the currently planned long baseline experiments T2HK and DUNE. When the data from DUNE and MOMENT is analyzed together, we find the experiments to be able to measure the value of δ_{CP} by 10° or better at 1σ CL for 60% of the values in NO, and for 59% of the values in IO, respectively. When the data from DUNE is replaced with that of T2HK, on the other hand, the 10° coverage extends to 76% and 79%. The most precise result can be expected from the scenario where all three experiments are able to conduct their planned runs, in which case the value of δ_{CP} can be determined at 1σ CL by at least 10° for 100% of the currently allowed values of δ_{CP} .

In our concluding remark, we briefly comment on the prospects of measuring the value of δ_{CP} in the next-generation accelerator experiments when the true value of δ_{CP} is 270° . When the neutrino masses are normally ordered, we find MOMENT to be able to determine the value of δ_{CP} by 15.9° at 1σ CL, whereas the inclusion of the DUNE data could improve the precision to 13.2° , and of T2HK to 10.9° , respectively. Combining the data from all three experiments could yield an overall resolution of 9.9° , and 9.1° when MOMENT is let to run entirely in μ^+ mode. All results are obtained at 1σ CL. We obtained similar results for the inverted mass ordering.

5 Summary

We have investigated the physics reach of MOMENT in the measurement of Dirac CP phase δ_{CP} , and compared its sensitivities to those of the planned superbeam experiments T2HK

and DUNE, as well as the running T2K and NO ν A. With the proposed setup [15], we find the sensitivities in MOMENT to be comparable with those of T2HK and greater than the sensitivities simulated in DUNE, T2K and NO ν A.

We have studied the effect of several experimental characteristics on the precision measurement of δ_{CP} , in order to identify potential bottlenecks and opportunities for improvement in MOMENT. We have investigated the effect of statistical and systematic uncertainties, changing the fraction of the positive/negative beam polarity in the total running time, and adjusting the baseline length to match the first or second oscillation maximum on the precision measurement of δ_{CP} . Our results are summarized in Table 3.

The current design of MOMENT provides the advantage of delivering a low-background beam where the systematic uncertainties can be assumed to be relatively low. This in turn gives the experiment a leverage on measuring the value of δ_{CP} near the CP conserving values of $\delta_{\text{CP}} = 0^\circ$ and 180° . An exception to this feature is seen near the maximally CP violating values of $\delta_{\text{CP}} = 90^\circ$ and 270° , where systematics only play a small role and improvements to the CP precision must be achieved by increasing the statistics.

The CP precision in MOMENT has been previously studied in Refs. [16] and [17], where the simulated neutrino and antineutrino fluxes peak between 100...200 MeV. In the present work, the results are presented for a configuration where the beam is optimized for the second oscillation maximum. The beam fluxes described in this paper are also used in Refs. [18] and [19]. We find that this setup leads to a greater resolution on δ_{CP} .

Altogether, we find that MOMENT has an excellent potential to constrain the δ_{CP} parameter value to 10° or better at 1σ confidence level, when its data is analyzed together with those of the proposed superbeam experiments T2HK and DUNE. The same resolution can also be achieved in MOMENT alone by increasing its statistics by a factor of four.

We conclude this work with the following remarks:

- Our simulation shows excellent precision in the measurement of δ_{CP} in MOMENT. With the proposed setup, the sensitivities in MOMENT are comparable with those of T2HK and greater than those of DUNE.
- For the current best-fit values, MOMENT can reach the approximate precision of 9.9° at 1σ confidence level in normal ordering and 15.8° in inverted ordering, respectively.
- Many of the experimental parameters in MOMENT are still open for discussion. We have found that in the case of $\delta_{\text{CP}} = 270^\circ$, the highest precision on δ_{CP} can be obtained when the experiment runs entirely in the μ^+ mode.
- MOMENT can improve the δ_{CP} bounds from those of T2HK and DUNE significantly. When the three are analysed together, we find that MOMENT can improve δ_{CP} precision to 10° or better at 1σ confidence level, regardless of the mass ordering or the true value of δ_{CP} .

Table 3: The impact of statistical error, systematic uncertainties, changing the fraction of the positive/negative beam polarity in the total running time and adjusting the beam energy and baseline setup to match the first and second oscillation maximum on $\Delta\delta_{\text{CP}}$ for $\delta_{\text{CP}} = 0^\circ, 90^\circ, 180^\circ$ and 270° at 1σ confidence level. The values are shown for the normal mass ordering. The final column shows references to the relevant figures.

δ_{CP}	0°	90°	180°	270°	Figure
Running times					Fig. 3
10 years	8.6°	17.3°	9.0°	15.9°	
40 years	5.4°	9.1°	5.7°	8.2°	
Systematics					Fig. 4
2%	8.1°	17.2°	8.5°	15.8°	
15%	15.3°	17.9°	18.3°	16.3°	
Beam polarity					Fig. 5
50%/50%	8.6°	17.3°	9.0°	15.9°	
100%/0%	10.4°	17.0°	11.1°	13.2°	
Oscillation maximum					Fig. 6
1 st max.	14.8°	23.1°	13.9°	22.7°	
2 nd max.	8.6°	17.3°	9.0°	15.9°	

Acknowledgments

This work is supported in part by the National Natural Science Foundation of China under Grant Nos. 11505301 and 11881240247, and by the university support based on National SuperComputer Center-Guangzhou (74130-31143408). We would like to thank the accelerator working group of MOMENT for providing the neutrino flux files.

References

- [1] Takaaki Kajita and Yoji Totsuka. Observation of atmospheric neutrinos. *Rev. Mod. Phys.*, 73:85–118, 2001.
- [2] Q. R. Ahmad et al. Measurement of the rate of $\nu_e + d \rightarrow p + p + e^-$ interactions produced by ^8B solar neutrinos at the Sudbury Neutrino Observatory. *Phys. Rev. Lett.*, 87:071301, 2001.
- [3] B. Pontecorvo. Mesonium and anti-mesonium. *Sov. Phys. JETP*, 6:429, 1957. [Zh. Eksp. Teor. Fiz.33,549(1957)].

- [4] Z. Maki, M. Nakagawa, Y. Ohnuki, and S. Sakata. A unified model for elementary particles. *Prog. Theor. Phys.*, 23:1174–1180, 1960. [,15(1960)].
- [5] Makoto Kobayashi and Toshihide Maskawa. CP Violation in the Renormalizable Theory of Weak Interaction. *Prog. Theor. Phys.*, 49:652–657, 1973.
- [6] Ivan Esteban, M. C. Gonzalez-Garcia, Alvaro Hernandez-Cabezudo, Michele Maltoni, and Thomas Schwetz. Global analysis of three-flavour neutrino oscillations: synergies and tensions in the determination of θ_{23} , δ_{CP} , and the mass ordering. *JHEP*, 01:106, 2019.
- [7] P. F. De Salas, S. Gariazzo, O. Mena, C. A. Ternes, and M. Tortola. Neutrino Mass Ordering from Oscillations and Beyond: 2018 Status and Future Prospects. *Front. Astron. Space Sci.*, 5:36, 2018.
- [8] F. Capozzi, E. Lisi, A. Marrone, and A. Palazzo. Current unknowns in the three neutrino framework. *Prog. Part. Nucl. Phys.*, 102:48–72, 2018.
- [9] Stephen F. King. Models of Neutrino Mass, Mixing and CP Violation. *J. Phys.*, G42:123001, 2015.
- [10] S. T. Petcov and A. V. Titov. Assessing the Viability of A_4 , S_4 and A_5 Flavour Symmetries for Description of Neutrino Mixing. *Phys. Rev.*, D97(11):115045, 2018.
- [11] Peter Ballett, Stephen F. King, Silvia Pascoli, Nick W. Prouse, and TseChun Wang. Sensitivities and synergies of DUNE and T2HK. *Phys. Rev.*, D96(3):033003, 2017.
- [12] Monojit Ghosh and Tommy Ohlsson. A comparative study between ESSnuSB and T2HK in determining the leptonic CP phase. 2019.
- [13] Pilar Coloma, Andrea Donini, Enrique Fernandez-Martinez, and Pilar Hernandez. Precision on leptonic mixing parameters at future neutrino oscillation experiments. *JHEP*, 06:073, 2012.
- [14] Walter Winter. Understanding CP phase dependent measurements at neutrino super-beams in terms of bi-rate graphs. *Phys. Rev.*, D70:033006, 2004.
- [15] Jun Cao et al. Muon-decay medium-baseline neutrino beam facility. *Phys. Rev. ST Accel. Beams*, 17:090101, 2014.
- [16] Mattias Blennow, Pilar Coloma, and Enrique Fernandez-Martinez. The MOMENT to search for CP violation. *JHEP*, 03:197, 2016.
- [17] Pouya Bakhti and Yasaman Farzan. CP-Violation and Non-Standard Interactions at the MOMENT. *JHEP*, 07:109, 2016.
- [18] Jian Tang and Yibing Zhang. Study of nonstandard charged-current interactions at the MOMENT experiment. *Phys. Rev.*, D97(3):035018, 2018.

- [19] Jian Tang, Tse-Chun Wang, and Yibing Zhang. Invisible neutrino decays at the MOMENT experiment. *JHEP*, 04:004, 2019.
- [20] K. Abe et al. The T2K Experiment. *Nucl. Instrum. Meth.*, A659:106–135, 2011.
- [21] D. S. Ayres et al. The NOvA Technical Design Report. 2007.
- [22] K. Abe et al. Physics potential of a long-baseline neutrino oscillation experiment using a J-PARC neutrino beam and Hyper-Kamiokande. *PTEP*, 2015:053C02, 2015.
- [23] R. Acciarri et al. Long-Baseline Neutrino Facility (LBNF) and Deep Underground Neutrino Experiment (DUNE). 2015.
- [24] Katsuhiko Asano and Hisakazu Minakata. Large-Theta(13) Perturbation Theory of Neutrino Oscillation for Long-Baseline Experiments. *JHEP*, 06:022, 2011.
- [25] Patrick Huber, M. Lindner, and W. Winter. Simulation of long-baseline neutrino oscillation experiments with GLoBES (General Long Baseline Experiment Simulator). *Comput. Phys. Commun.*, 167:195, 2005.
- [26] Patrick Huber, Joachim Kopp, Manfred Lindner, Mark Rolinec, and Walter Winter. New features in the simulation of neutrino oscillation experiments with GLoBES 3.0: General Long Baseline Experiment Simulator. *Comput. Phys. Commun.*, 177:432–438, 2007.
- [27] L. Agostino, M. Buizza-Avanzini, M. Dracos, D. Duchesneau, M. Marafini, M. Mezzetto, L. Mosca, T. Patzak, A. Tonazzo, and N. Vassilopoulos. Study of the performance of a large scale water-Cherenkov detector (MEMPHYS). *JCAP*, 1301:024, 2013.
- [28] John F. Beacom and Mark R. Vagins. GADZOOKS! Anti-neutrino spectroscopy with large water Cherenkov detectors. *Phys. Rev. Lett.*, 93:171101, 2004.
- [29] Jean-Eric Campagne, M. Maltoni, M. Mezzetto, and T. Schwetz. Physics potential of the CERN-MEMPHYS neutrino oscillation project. *JHEP*, 04:003, 2007.
- [30] Enrique Fernandez-Martinez. The gamma = 100 beta-Beam revisited. *Nucl. Phys.*, B833:96–107, 2010.
- [31] E. A. Paschos and J. Y. Yu. Neutrino interactions in oscillation experiments. *Phys. Rev.*, D65:033002, 2002.
- [32] Patrick Huber, Manfred Lindner, and Walter Winter. Superbeams versus neutrino factories. *Nucl. Phys.*, B645:3–48, 2002.
- [33] Y. Itow et al. The jhf-kamioka neutrino project. 2001.
- [34] Masaki Ishitsuka, Takaaki Kajita, Hisakazu Minakata, and Hiroshi Nunokawa. Resolving neutrino mass hierarchy and cp degeneracy by two identical detectors with different baselines. *Phys. Rev.*, D72:033003, 2005.

- [35] I. Ambats et al. Nova proposal to build a 30-kiloton off-axis detector to study neutrino oscillations in the fermilab numi beamline. 2004.
- [36] T. Yang and S. Wojcicki. Study of physics sensitivity of $\nu_m u$ disappearance in a totally active version of nova detector. 2004.
- [37] T. Alion et al. Experiment Simulation Configurations Used in DUNE CDR. 2016.