

Impact of progenitor's rotation and compactness on the mass of black holes

MICHELA MAPELLI,^{1,2,3} MARIO SPERA,^{1,4,5,2} ENRICO MONTANARI,¹ MARCO LIMONGI,^{6,7} ALESSANDRO CHIEFFI,^{8,9}
NICOLA GIACOBBO,^{1,2,3} ALESSANDRO BRESSAN,^{10,3} AND YANN BOUFFANAIS^{1,2}

¹*Physics and Astronomy Department Galileo Galilei, University of Padova, Vicolo dell'Osservatorio 3, I-35122, Padova, Italy*

²*INFN-Padova, Via Marzolo 8, I-35131 Padova, Italy*

³*INAF-Osservatorio Astronomico di Padova, Vicolo dell'Osservatorio 5, I-35122, Padova, Italy*

⁴*Center for Interdisciplinary Exploration and Research in Astrophysics (CIERA), Evanston, IL 60208, USA*

⁵*Department of Physics & Astronomy, Northwestern University, Evanston, IL 60208, USA*

⁶*Istituto Nazionale di Astrofisica - Osservatorio Astronomico di Roma, Via Frascati 33, I-00040, Monteporzio Catone, Italy*

⁷*Kavli Institute for the Physics and Mathematics of the Universe, Todai Institutes for Advanced Study, the University of Tokyo, Kashiwa, Japan 277-8583 (Kavli IPMU, WPI)*

⁸*Istituto Nazionale di Astrofisica - Istituto di Astrofisica e Planetologia Spaziali, Via Fosso del Cavaliere 100, I-00133, Roma, Italy*

⁹*Monash Centre for Astrophysics (MoCA), School of Mathematical Sciences, Monash University, Victoria 3800, Australia*

¹⁰*SISSA, via Bonomea 265, I-34136 Trieste, Italy*

(Received; Revised; Accepted)

Submitted to ApJ

ABSTRACT

We investigate the impact of stellar rotation on the formation of black holes (BHs), by means of our population-synthesis code SEVN. Rotation affects the mass function of BHs in several ways. In massive metal-poor stars, fast rotation reduces the minimum zero-age main sequence (ZAMS) mass for a star to undergo pair instability and pulsational pair instability. Moreover, stellar winds are enhanced by rotation, peeling-off the entire hydrogen envelope. As a consequence of these two effects, the maximum BH mass we expect from the collapse a rotating metal-poor star is only $\sim 45 M_{\odot}$, while the maximum mass of a BH born from a non-rotating star is $\sim 60 M_{\odot}$. Furthermore, stellar rotation reduces the minimum ZAMS mass for a star to collapse into a BH from $\sim 18 - 25 M_{\odot}$ to $\sim 13 - 18 M_{\odot}$. Finally, we have investigated the impact of different core-collapse supernova (CCSN) prescriptions on our results. While the threshold value of compactness for direct collapse and the fallback efficiency strongly affect the minimum ZAMS mass for a star to collapse into a BH, the fraction of hydrogen envelope that can be accreted onto the final BH is the most important ingredient to determine the maximum BH mass. Our results confirm that the interplay between stellar rotation, CCSNe and pair instability plays a major role in shaping the BH mass spectrum.

Keywords: black hole physics – gravitational waves – methods: numerical – stars: mass loss

1. INTRODUCTION

The mass function of stellar black holes (BHs) is still an open question in astrophysics. Gravitational wave data are going to revolutionise our knowledge about BHs in the coming years: the first two observing runs of the LIGO–Virgo collaboration (LVC) led to the detection of ten binary BHs (Abbott 2018a,b), few additional

events were claimed by Venumadhav et al. (2019) and Zackay et al. (2019), based on a different pipeline, and several new public triggers were announced during the third observing run of the LVC, which is still ongoing. This growing population of BHs complements the sample from dynamical mass measurements in nearby X-ray binaries (Özel et al. 2010; Farr et al. 2011) and will provide us with a unique opportunity to test BH formation models.

According to our current understanding, compact object masses are strictly related to the mass evolution

and to the final fate of their progenitor stars. Massive stars ($\gtrsim 30 M_{\odot}$) can lose a significant fraction of their initial mass by stellar winds, depending mostly (but not only) on their metallicity (Kudritzki et al. 1987; Vink et al. 2001) and luminosity (Gräfenor & Hamann 2008; Vink et al. 2011). We expect that the final mass and the inner properties of a star at the onset of collapse have a strong impact on the final outcome of a core-collapse supernova (CCSN). If the final mass of the star is sufficiently large (Fryer 1999; Fryer & Kalogera 2001) and the central compactness sufficiently high (O’Connor & Ott 2011; Ugliano et al. 2012), a star might even avoid the final explosion and collapse to a BH quietly. Based on this reasoning, the maximum mass of BHs is predicted to depend on progenitor’s metallicity, with metal-poor stars leaving more massive remnants than metal-rich ones (Heger et al. 2003; Mapelli et al. 2009, 2010, 2013; Belczynski et al. 2010; Fryer et al. 2012; Spera et al. 2015; Spera & Mapelli 2017).

This basic framework is complicated by uncertainties on CCSN models (e.g. Janka 2012, 2017; Foglizzo et al. 2015; Sukhbold et al. 2016; Pejcha & Thompson 2015; Burrows et al. 2018; Ebinger et al. 2019a,b), by the existence of other explosion mechanisms, such as electron-capture supernovae (Nomoto 1984, 1987; Jones et al. 2013), pulsational pair instability supernovae (PPISNe) and pair instability supernovae (PISNe) (Fowler & Hoyle 1964; Barkat et al. 1967; Woosley et al. 2007; Woosley 2017, 2019), and by the complex physics of massive star evolution.

In particular, population-synthesis models used to investigate the mass function of (single and binary) BHs (e.g. Bethe & Brown 1998; Portegies Zwart & Yungelson 1998; Belczynski et al. 2002, 2008, 2010; Mapelli et al. 2013; Mennekens & Vanbeveren 2014; Spera et al. 2015; Spera & Mapelli 2017; Eldridge & Stanway 2016; Stevenson et al. 2017; Mapelli et al. 2017; Mapelli & Giacobbo 2018; Giacobbo et al. 2018; Giacobbo & Mapelli 2018; Kruckow et al. 2018; Spera et al. 2019; Eldridge et al. 2019; Mapelli et al. 2019; Stevenson et al. 2019) usually do not include stellar rotation among their ingredients. This might be a serious issue, because stellar rotation can dramatically affect the evolution of the progenitor star (Limongi & Chieffi 2018; Dvorkin et al. 2018; Groh et al. 2019). Rotation has (at least) two competing effects on stellar evolution. It enhances chemical mixing (Meynet & Maeder 2005; Ekström et al. 2012; Chieffi & Limongi 2013; Marchant et al. 2016; de Mink & Mandel 2016; Mandel & de Mink 2016), leading to the development of larger stellar cores, and at the same time enhances mass loss, quenching the final stellar mass (see e.g. Limongi 2017 for a review). Stars

with He core $135 \gtrsim M_{\text{He}}/M_{\odot} \gtrsim 64$ are expected to undergo a PISN leaving no compact remnant. Stars with $64 \gtrsim M_{\text{He}}/M_{\odot} \gtrsim 32$ experience enhanced mass loss because of pulsational pair instability. Since stellar rotation leads to the formation of more massive He cores, especially at low metallicity where winds are quenched, the minimum zero-age main sequence (ZAMS) mass for a rotating star to undergo PISN and PPISN can be significantly smaller than the minimum ZAMS mass for a non-rotating star.

Moreover, most population synthesis codes model the outcome of a CCSN explosion based on the carbon-oxygen mass of the progenitor star, following the prescriptions in Fryer et al. (2012), but hydrodynamical simulations of CCSNe suggest that this approach might be incomplete. For example, O’Connor & Ott (2011) propose that the outcome of a CCSN, for a given equation of state, can be estimated, to first order, by the compactness of the stellar core at bounce, defined as

$$\xi_M = \frac{M/M_{\odot}}{R(M)/1000 \text{ km}}, \quad (1)$$

where $R(M)$ is the radius that encloses a baryonic mass equal to M at core bounce and M is a given mass (usually $M = 2.5 M_{\odot}$).

Here we present a new version of the population-synthesis code SEVN (Spera et al. 2015; Spera & Mapelli 2017; Spera et al. 2019) in which we include stellar rotation by means of the FRANEC stellar evolution tracks (Limongi et al. 2000; Chieffi & Limongi 2004; Limongi & Chieffi 2006; Chieffi & Limongi 2013; Limongi & Chieffi 2018). We discuss the impact of stellar rotation on compact-object mass. We also add a new simple prescription to include compactness and we compare the outcomes of CCSNe described by compactness with Fryer et al. (2012) prescriptions.

2. METHODS

2.1. SEVN

SEVN’s main difference with respect to most population synthesis codes is the approach to stellar evolution (Spera et al. 2015; Spera & Mapelli 2017; Spera et al. 2019). While the vast majority of population synthesis codes implements stellar evolution through the polynomial fitting formulas initially derived by Hurley et al. (2000), SEVN describes stellar evolution through look-up tables, obtained from stellar evolution tracks¹. The look-up tables contain information on star mass and core

¹ COMBINE (Kruckow et al. 2018) is the only other binary population synthesis code (besides SEVN) that adopts look-up tables and has been used to study binary compact objects.

mass, star radius and core radius, stellar metallicity and evolutionary stages. Currently, the default tables are derived from the PARSEC stellar evolution tracks (Bressan et al. 2012; Tang et al. 2014; Chen et al. 2015; Marigo et al. 2017). In this work, we describe the implementation of new tables derived from FRANEC (see the next section). The interpolation algorithm adopted in SEVN is already described in Spera & Mapelli (2017) and Spera et al. (2019). The main advantage of using look-up tables with respect to polynomial fitting formulas is that stellar evolution in SEVN can be updated very easily by changing the current set of look-up tables with a new one, while polynomial fitting formulas are bound to the stellar evolution model they were extracted from.

Binary evolution is implemented in SEVN following the prescriptions by Hurley et al. (2002). We include a treatment of tides, decay by gravitational-wave emission, mass transfer and common envelope as already discussed in Spera et al. (2019). The main novelty with respect to Hurley et al. (2002) consists in the description of common envelope and stellar mergers. Thanks to the interpolation algorithm, the mass and the stellar type of the outcome of a common envelope or a stellar merger are derived from the look-up tables directly, without the need for a collision matrix or other fitting formulas.

Here below, we describe the new tables derived from FRANEC and the updates to the description of CCSN outcomes in SEVN.

2.2. FRANEC stellar evolution tracks

The stellar models adopted in this paper have been computed by means of the latest release of the FRANEC code. Here, we summarize their main features, while we refer to Limongi & Chieffi (2018) for a full description of the models and the code². The initial masses are 13, 15, 20, 25, 30, 40, 60, 80 and 120 M_{\odot} , the initial metallicities are $[\text{Fe}/\text{H}] = 0, -1, -2, -3$, and the initial equatorial rotation velocities are 0, 150 and 300 km s^{-1} . We adopt the solar composition from Asplund et al. (2009), corresponding to a total heavy element mass fraction of $Z_{\odot} \sim 0.0135$. At metallicities lower than solar we consider a scaled solar distribution with the exception of C, O, Mg, Si, S, Ar, Ca, and Ti, for which we assume $[\text{C}/\text{Fe}] = 0.18$, $[\text{O}/\text{Fe}] = 0.47$, $[\text{Mg}/\text{Fe}] = 0.27$, $[\text{Si}/\text{Fe}] = 0.37$, $[\text{S}/\text{Fe}] = 0.35$, $[\text{Ar}/\text{Fe}] = 0.35$, $[\text{Ca}/\text{Fe}] = 0.33$, $[\text{Ti}/\text{Fe}] = 0.23$, consistent with the observations of unevolved metal-poor stars (Cayrel et al. 2004; Spite et al. 2005). As a consequence, the total metallicities corre-

sponding to $[\text{Fe}/\text{H}] = -1, -2, -3$ are $Z \sim 3 \times 10^{-3}$, 3×10^{-4} , 3×10^{-5} , respectively. The initial velocities were chosen to roughly span the range of observed values (Dufton et al. 2006; Hunter et al. 2008; Ramírez-Agudelo et al. 2017).

The nuclear network, fully coupled to the equations for the stellar structure as well as to the various kinds of mixing, includes 335 isotopes in total, from H to ^{209}Bi , linked by more than 3000 nuclear reactions. This network is well suited to properly follow all the stable and explosive nuclear burning stages of massive stars.

Mass loss is taken into account following different prescriptions for the various evolutionary stages, e.g., Vink et al. (2000, 2001) for the blue supergiant phase ($T_{\text{eff}} > 12000$ K), de Jager et al. (1988) for the red supergiant phase ($T_{\text{eff}} < 12000$ K) and Nugis & Lamers (2000) for the Wolf-Rayet phase. The dust driven wind occurring during the red supergiant phase has been included following the prescriptions of van Loon et al. (2005). Mass loss is enhanced, in rotating models, according to Heger et al. (2000). When the star approaches the Eddington limit, mass loss is modeled as described in Limongi & Chieffi (2018).

Rotation is treated as described in Chieffi & Limongi (2013) and Limongi & Chieffi (2018). Two main rotation driven instabilities are taken into account, i.e., meridional circulation and turbulent shear. The efficiency of the mixing induced by these two phenomena has been calibrated by requiring the fit to a subset of stars (taken from the LMC samples of the FLAMES survey, Hunter et al. 2009) for which both the surface N abundance and the projected rotation velocity are available.

2.3. Core-collapse supernovae (CCSNe)

SEVN includes five different models to describe the outcome of CCSNe: the rapid and delayed models presented in Fryer et al. (2012), the prescriptions adopted in STARTRACK (Belczynski et al. 2008), the compactness criterion (O’Connor & Ott 2011) and the two-parameter criterion by Ertl et al. (2016). The first three models depend only on the carbon-oxygen mass after carbon burning and on the pre-supernova mass of the star, the fourth model depends also on the compactness $\xi_{2.5}$, defined in equation 1 (assuming $M = 2.5 M_{\odot}$), while the fifth model depends on the enclosed mass at a dimensionless entropy per nucleon $s = 4$ (M_4) and the mass gradient at the same location (μ_4).

2.3.1. Compactness model

In the previous version of SEVN, the criterion based on compactness and the two-parameter criterion were implemented in a non-self-consistent way, because the table of compactness $\xi_{2.5}$ and that of M_4 and μ_4 were

² The main properties of these models, together to their final yields, are available at the webpage <http://orfeo.iaps.inaf.it>. More specific details about the models may be provided upon request.

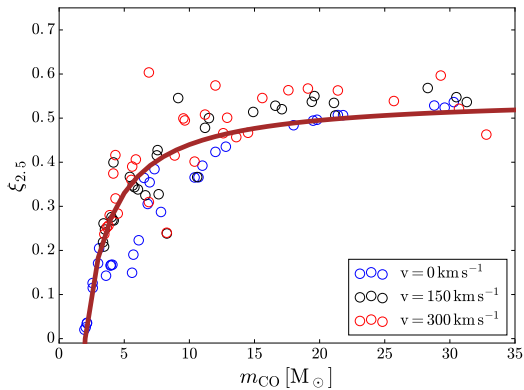


Figure 1. Compactness $\xi_{2.5}$ as a function of the carbon-oxygen core mass (m_{CO}) at the onset of collapse for the FRANEC evolutionary tracks with rotation $v = 0, 150$ and 300 km s^{-1} (blue, black and red circles, respectively). The dark red line overlaid to the data is the fit described in equation 2.

calculated through the MESA code (Paxton et al. 2011, 2013, 2015), while stellar evolution was derived from PARSEC. Here, we update the treatment of compactness in a self-consistent way. In fact, compactness can be calculated directly from FRANEC models, because they are evolved up to the onset of core collapse³.

Limongi & Chieffi (2018) have shown that there is a strong correlation between compactness and carbon-oxygen mass at the onset of collapse (see their Figure 21) and this correlation is not significantly affected by stellar rotation. Thus, in our new version of SEVN, we interpolate compactness among stellar models by using the following fitting formula:

$$\xi_{2.5} = a + b \left(\frac{m_{\text{CO}}}{1 M_{\odot}} \right)^c, \quad (2)$$

where $a = 0.55$, $b = -1.1$, $c = -1.0$. Figure 1 shows the fit reported in equation 2 overlaid to the data of FRANEC.

O’Connor & Ott (2011) suggest that progenitors with $\xi_{2.5} > 0.45$ most likely form BHs without explosion, while Horiuchi et al. (2014) suggest a lower threshold value ($\xi_{2.5} \gtrsim 0.2$). In this work, we adopt $\xi_{2.5} = 0.3$ as threshold (unless explicitly stated otherwise) and we simply assume that progenitors with $\xi_{2.5} \leq 0.3$ form a

³ O’Connor & Ott (2011) adopt compactness at bounce, but Ugliano et al. (2012) show that compactness at the onset of collapse is consistent with compactness at bounce and is much easier to estimate. Hereafter, we refer to compactness at the onset of collapse.

neutron star (NS) by CCSN explosion, while progenitors with $\xi_{2.5} > 0.3$ form a BH by direct collapse.

Several recent papers claim that $\xi_{2.5}$ does not show a monotonic trend with the CO core (Sukhbold et al. 2018 and references therein), but rather has a complicated trend, with several localized branches and multivalued solutions. This result is still a matter of debate. We are studying this problem in detail and will discuss our results in a forthcoming paper. For this reason, and for the purposes of the present paper, here we adopt a conservative approach based on the results presented in Limongi & Chieffi (2018).

The compactness criterion allows us to discriminate between the formation of a NS (if the progenitor explodes) and that of a BH (if the progenitor collapses directly). When the progenitor explodes leaving a NS, the mass of the NS is assigned randomly, following a Gaussian distribution with mean $\langle m_{\text{NS}} \rangle = 1.33 M_{\odot}$ and dispersion $\sigma_{\text{NS}} = 0.09 M_{\odot}$, based on the distribution of observed NSs in binary NS systems (Özel & Freire 2016).

When the progenitor undergoes a direct collapse, the mass of the BH is derived as

$$m_{\text{BH}} = m_{\text{He}} + f_{\text{H}} (m_{\text{fin}} - m_{\text{He}}), \quad (3)$$

where m_{fin} and m_{He} are the total mass and the He core mass of the star at the onset of collapse, respectively (the He core, by definition, includes also heavier elements inside the He core radius), while f_{H} is a free parameter which can assume values from 0 to 1. The presence of f_{H} accounts for the uncertainty about the collapse of the H envelope (if the progenitor star retains a H envelope to the very end). Some studies (e.g. Nadezhin 1980; Lovegrove & Woosley 2013; Sukhbold et al. 2016; Fernández et al. 2018) stress that is quite unlikely that the H envelope collapses entirely, even during a direct collapse, because it is loosely bound. In the following, we consider the two extreme cases in which $f_{\text{H}} = 0$ (the H envelope is completely lost) and $f_{\text{H}} = 0.9$ (90 % of the H envelope collapses). Equation 3 is a toy model and does not intend to capture the complex physics of direct collapse. However, if we consider the two extreme cases with $f_{\text{H}} = 0$ and $f_{\text{H}} = 0.9$, we are able to bracket the main uncertainties on direct collapse.

In the compactness model, we assume that the efficiency of fallback is negligible, following recent hydrodynamical simulations (e.g. Ertl et al. 2016).

2.3.2. Rapid model

In this work, we compare the new compactness criterion implemented in SEVN with the rapid CCSN model by Fryer et al. (2012), which assumes that the explosion

occurs < 250 ms after bounce. In the rapid model, the mass of the compact object is $m_{\text{rem}} = m_{\text{proto}} + m_{\text{fb}}$, where $m_{\text{proto}} = 1 M_{\odot}$ is the mass of the proto-compact object and $m_{\text{fb}} = f_{\text{fb}}(m_{\text{fin}} - m_{\text{proto}})$ is the mass accreted by fallback. In the previous expression, f_{fb} is the fractional fallback parameter, defined as in Fryer et al. (2012).

In the rapid CCSN formalism, the maximum NS mass is $2 M_{\odot}$, while the minimum BH mass is $5 M_{\odot}$. This result strongly depends on the assumptions about fallback. In contrast, our compactness-based model cannot predict a maximum NS mass, because the mass of the NS is derived from an observational distribution (Özel & Freire 2016).

We stress that none of the prescriptions currently adopted in the literature to infer the mass of compact objects (including the rapid model and the compactness-based models adopted in this work) is sufficient to capture the complexity of CCSN physics (see e.g. Burrows et al. 2018, 2019; Vartanyan et al. 2019). The aim of our study is to compare different CCSN prescriptions and to quantify the uncertainties on BH mass spectrum that arise from a different choice of these simplified prescriptions.

2.4. PPISNe and PISNe

SEVN includes a treatment for PISNe and PPISNe as described in Spera & Mapelli (2017), based on the results of Woosley (2017). In particular, if the He core mass is $135 \geq m_{\text{He}}/M_{\odot} \geq 64$, the star undergoes a PISN and leaves no compact object. If the He core mass is $64 > m_{\text{He}}/M_{\odot} \geq 32$, the star undergoes pulsational pair instability and the final mass of the compact object is calculated as $m_{\text{rem}} = \alpha_{\text{P}} m_{\text{no PPI}}$, where $m_{\text{no PPI}}$ is the mass of the compact object we would have obtained if we had not included pulsational pair instability in our analysis (just CCSN) and α_{P} is a fitting parameter described in Appendix A.

3. RESULTS

3.1. Impact of rotation on BH masses

Figures 2 and 3 show the mass of compact objects as a function of the ZAMS mass of their progenitor stars for different CCSN models (rapid, compactness with $\xi_{2.5} = 0.3$ and $f_{\text{H}} = 0$, and compactness with $\xi_{2.5} = 0.3$ and $f_{\text{H}} = 0.9$). We show the results we obtain with FRANEC stellar evolution tables for three initial equatorial velocities of the progenitor stars: $v = 0, 150$ and 300 km s^{-1} . For comparison, we show also the results of PARSEC stellar evolution tables with $v = 0 \text{ km s}^{-1}$.

From these Figures it is apparent the strong impact of rotation on the minimum ZAMS mass for BH formation,

regardless of progenitor’s metallicity. The minimum progenitor mass to collapse to a BH is $m_{\text{ZAMS}} \sim 13 - 18 M_{\odot}$ for rotating stars and $m_{\text{ZAMS}} \sim 18 - 25 M_{\odot}$ for non-rotating stars (with a mild dependence on the CCSN model, see Table 1). This happens because stars with $10 \lesssim m_{\text{ZAMS}}/M_{\odot} \lesssim 30$ are not particularly affected by stellar winds, regardless of their metallicity. Thus, angular momentum is not efficiently removed by mass loss and rotation has enough time to induce chemical mixing, leading to the growth of the stellar core. This shifts the threshold between explosion and direct collapse towards lower ZAMS masses.

Furthermore, Figures 2 and 3 show that stellar rotation has a strong impact on the (pulsational) pair-instability window for metal-poor stars ($Z = 0.0003, 0.00003$), independent of the assumed CCSN model. The most metal-poor rotating models ($Z = 0.0003, 0.00003$) undergo PISN and PPISN at significantly lower ZAMS masses than the non-rotating models (e.g. $m_{\text{PPISN}} \sim 50 M_{\odot}$ and $\sim 70 M_{\odot}$ for rotating and non-rotating models, respectively, see Table 1). Again, this happens because chemical mixing leads to significantly larger He cores in rotating metal-poor stars. We note that there are no significant differences between $v = 150 \text{ km s}^{-1}$ and $v = 300 \text{ km s}^{-1}$.

We now go through different metallicities, to discuss how the effect of stellar rotation changes with Z . In metal-poor stars ($Z \leq 0.0003$), stellar winds are relatively inefficient over the entire mass spectrum, even for rotating stars. Thus, the main effect of rotation is always the enhancement of chemical mixing, leading to the growth of the stellar core. This has the two main consequences we discussed above, i.e. a smaller minimum ZAMS mass for BH formation and a smaller minimum ZAMS mass for PPISNe and PISNe.

In contrast, at intermediate metallicity ($Z = 0.003$, approximately 1/5 of the solar metallicity), the impact of rotation is different for stars with $m_{\text{ZAMS}} \lesssim 30 M_{\odot}$ and $m_{\text{ZAMS}} \gtrsim 30 M_{\odot}$. If $m_{\text{ZAMS}} \lesssim 30 M_{\odot}$, stellar winds are not particularly efficient, even in rotating models. Thus, rotating stars develop larger cores and end their life with higher compactness than non-rotating stars. The main consequence of this is that the minimum progenitor mass to collapse to a BH is smaller for rotating stars than for non-rotating stars. In contrast, if $m_{\text{ZAMS}} \gtrsim 30 M_{\odot}$, stellar winds are efficient at $Z = 0.003$ and they are significantly enhanced by rotation. Because of enhanced mass loss, the He core of rotating stars tends to be smaller than the He core of non-rotating stars. As a consequence of this, at $Z = 0.003$ the minimum ZAMS mass to enter the PPISN regime is slightly lower for non-rotating models ($m_{\text{PPISN}} \sim 66 - 68 M_{\odot}$

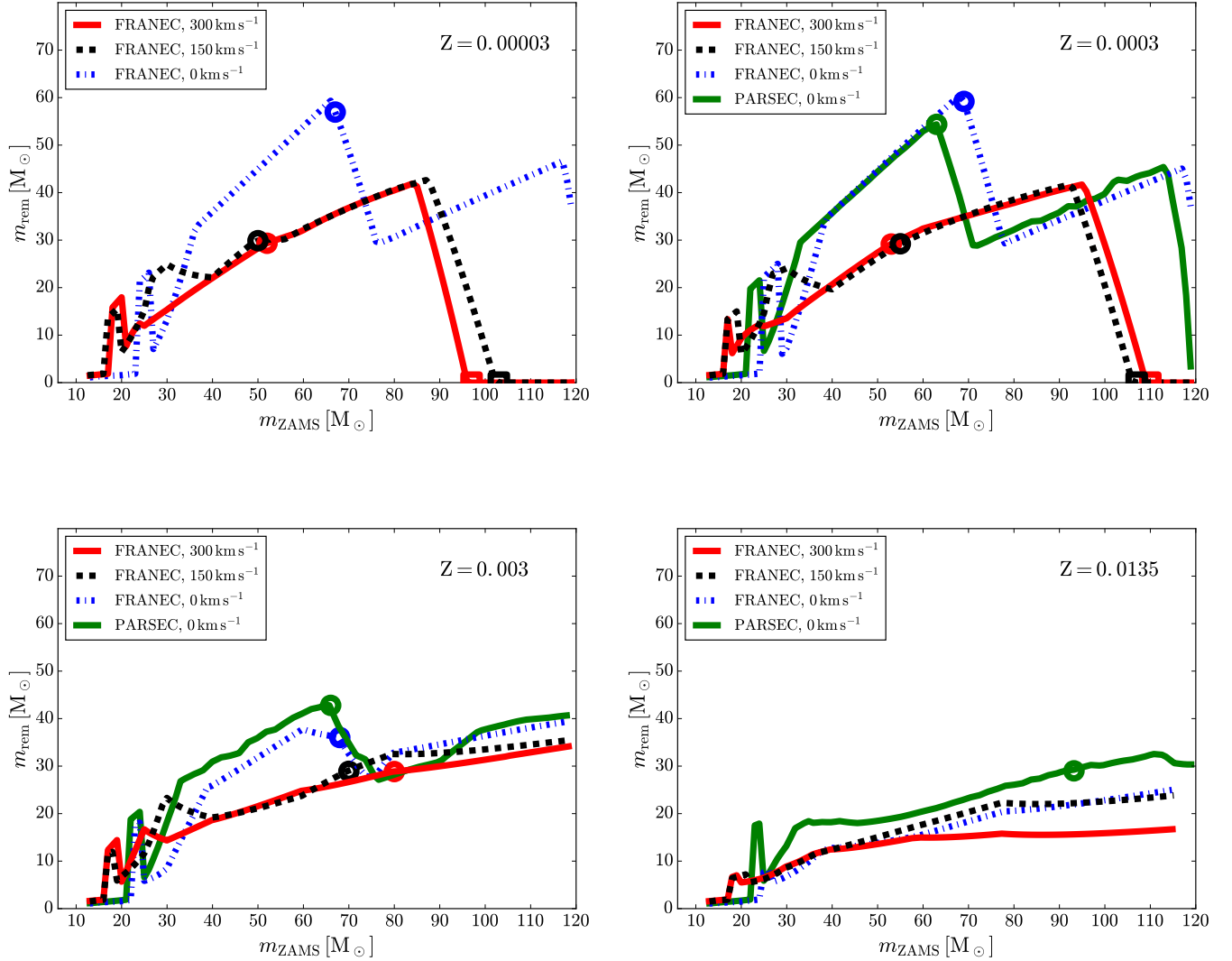


Figure 2. Estimated mass of the compact object (m_{rem}) as a function of the zero-age main sequence (ZAMS) mass of the progenitor star (m_{ZAMS}). The outcome of CCSNe is described by the rapid model (Fryer et al. 2012). From top to bottom and from left to right: $Z = 0.00003$, 0.0003 , 0.003 and 0.0135 . Red solid line: stellar evolution is described by FRANECS (Limongi & Chieffi 2018) with initial equatorial rotation speed $v = 300 \text{ km s}^{-1}$. Black dashed line: FRANECS (Limongi & Chieffi 2018) with $v = 150 \text{ km s}^{-1}$. Blue dot-dashed line: FRANECS (Limongi & Chieffi 2018) with $v = 0 \text{ km s}^{-1}$. Green solid line: stellar evolution is described by PARSEC (Bressan et al. 2012). We do not have PARSEC models with metallicity $Z = 0.00003$. Open circles (squares): ZAMS mass at which the star develops a He core $m_{\text{He}} = 32 M_{\odot}$ ($m_{\text{He}} = 64 M_{\odot}$), corresponding to the minimum mass to undergo PPISN (PISN).

for $v = 0 \text{ km s}^{-1}$, Table 1) than for rotating models ($m_{\text{PPISN}} \sim 80 M_{\odot}$ for $v = 300 \text{ km s}^{-1}$, Table 1), with an opposite behavior with respect to more metal-poor stars. Stars with $m_{\text{ZAMS}} \leq 120 M_{\odot}$ and $Z = 0.003$ do not develop He cores $> 64 M_{\odot}$, thus they do not enter the PISN regime.

Finally, metal-rich stars ($Z = 0.0135 \sim Z_{\odot}$) with $m_{\text{ZAMS}} \leq 30 M_{\odot}$ behave similarly to metal-poor stars: they are only mildly affected by mass loss; hence, rotat-

ing stars grow larger He cores than non-rotating stars, causing the minimum ZAMS mass for BH formation to shift to lower values in rotating models. In contrast, stellar winds are so efficient in metal-rich stars with $m_{\text{ZAMS}} \gtrsim 30 M_{\odot}$ that they do not enter either the PPISN or PISN window, regardless of their rotation speed (with the exception of the PARSEC model, which undergoes PPISNe at $m_{\text{ZAMS}} \gtrsim 94 M_{\odot}$). At high Z , stellar rotation does not affect significantly the maxi-

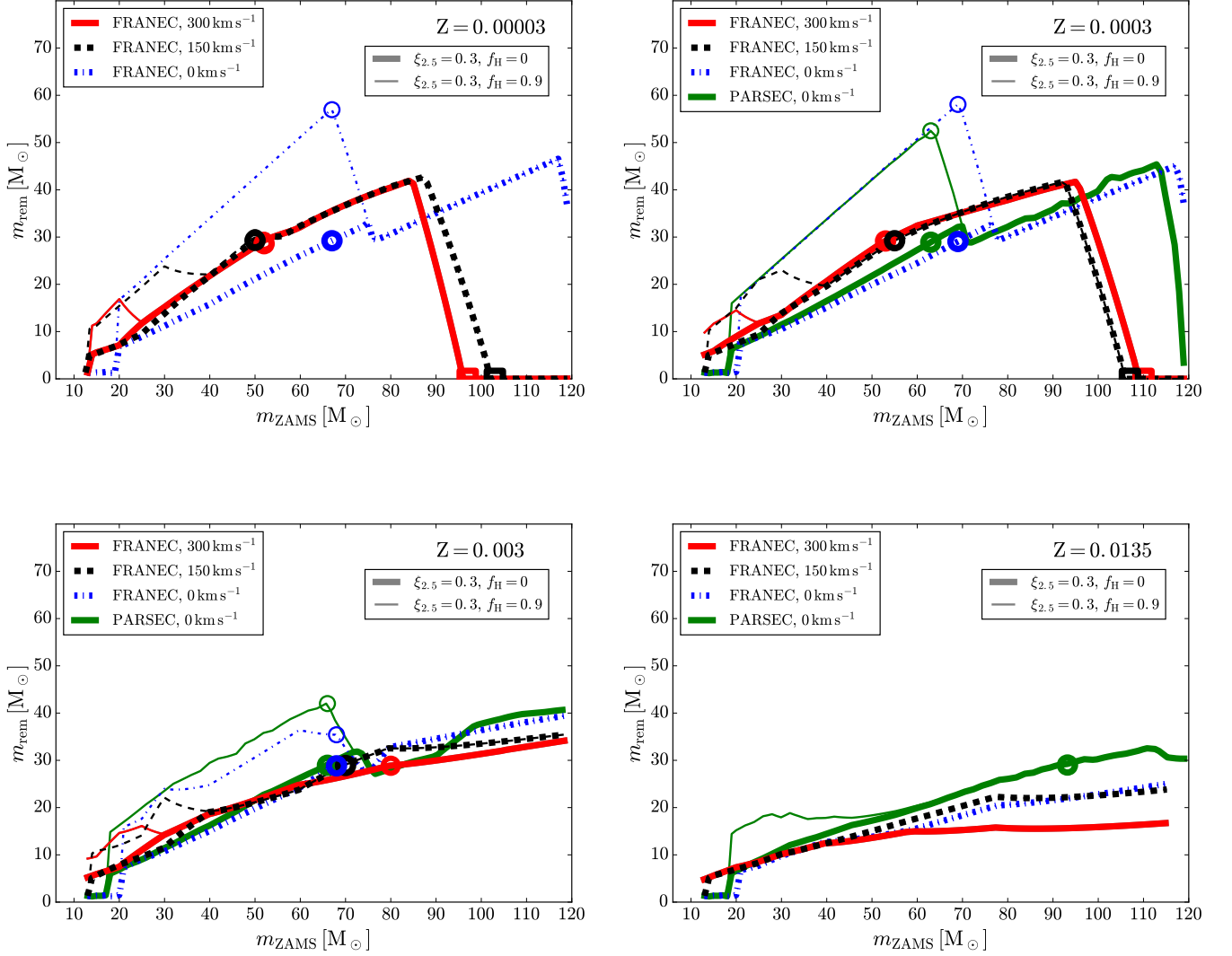


Figure 3. Same as Figure 2, but CCSNe are described with the compactness criterion. Thick lines: we assume $\xi_{2.5} = 0.3$ and $f_H = 0.0$; thin lines: we assume $\xi_{2.5} = 0.3$ and $f_H = 0.9$ (see Section 2.3.1). If the thin lines are not visible, it means that they overlap with the thick lines perfectly.

imum BH mass, which is $\sim 16 - 24 M_\odot$, regardless of the assumed CCSN model.

3.2. Impact of CCSN model on BH masses

Figure 2 shows the mass of compact objects we obtain assuming the rapid CCSN model described in Fryer et al. (2012). In contrast, Figure 3 is based on the compactness criterion. By considering these different models, we want to quantify the uncertainty on BH mass deriving from CCSN prescriptions.

The main sources of uncertainty are the amount of fallback, the minimum value of the compactness (or carbon-oxygen mass) required for direct collapse and the fate of the hydrogen envelope (if any). The rapid model

by Fryer et al. (2012) assumes that fallback can be efficient (mass accreted by fallback $m_{fb} \geq 0.2 M_\odot$) and that stars with carbon-oxygen core mass $m_{CO} \geq 11 M_\odot$ collapse to BH directly, including their hydrogen envelope (if any). In contrast, in the compactness model we assume no fallback at all and we require that stars with compactness $\xi_{2.5} \geq 0.3$ collapse to BH directly. In the case of direct collapse with the compactness criterion, if $f_H = 0.0$ ($f_H = 0.9$) we assume that the hydrogen envelope does not collapse (90 % of the hydrogen envelope collapses) to BH.

The main difference between the rapid model and the compactness model, which manifests regardless of stellar rotation and metallicity, is the minimum ZAMS mass to

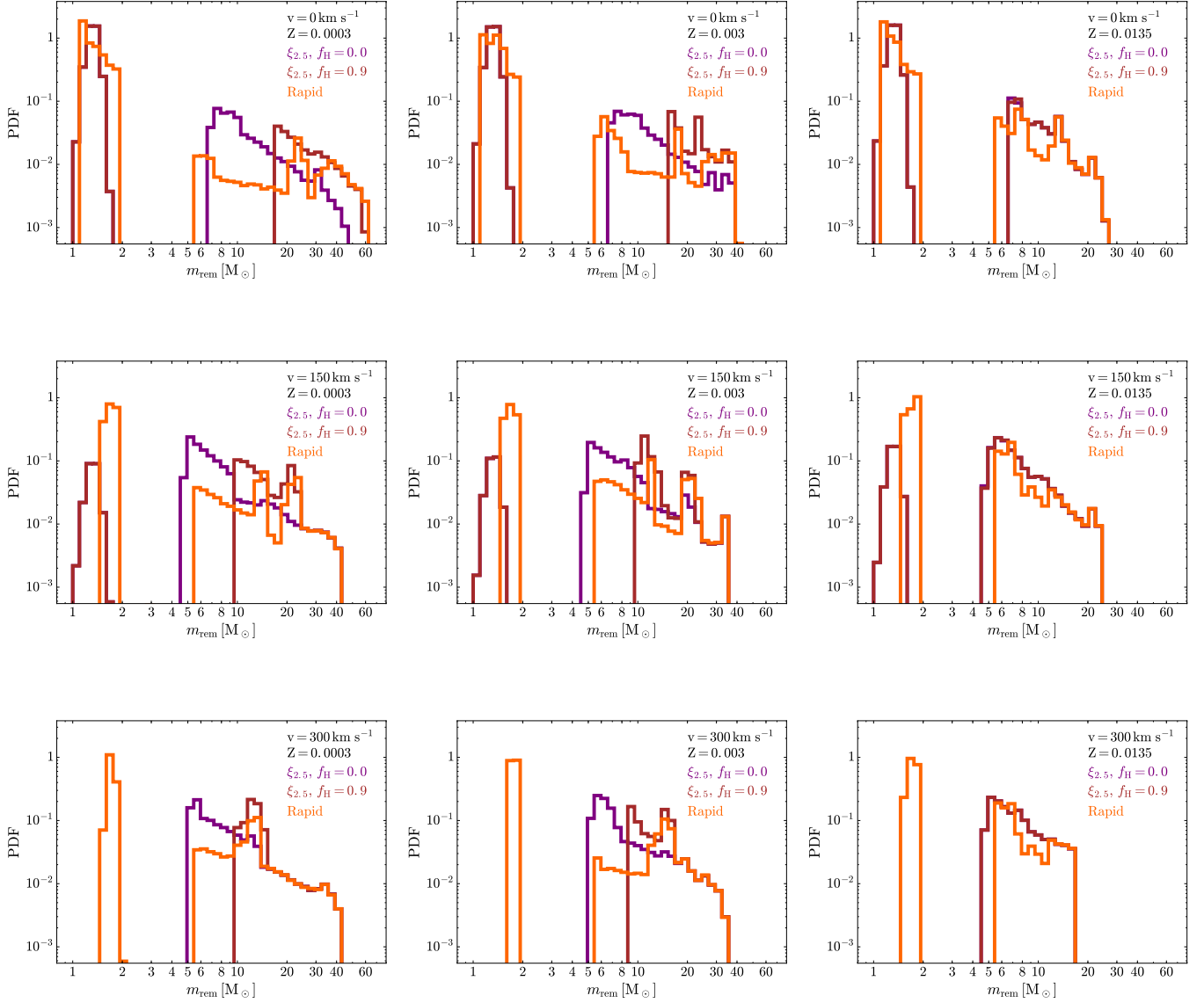


Figure 4. Probability distribution function (PDF) of compact object masses. We assume a Kroupa (2001) IMF for the progenitor stars with minimum mass $m_{\min} = 13 M_{\odot}$ and maximum mass $m_{\max} = 120 M_{\odot}$. Orange line: rapid model for CCSNe (Fryer et al. 2012); purple line: compactness criterion with $\xi_{2.5} = 0.3$ and $f_{\text{H}} = 0$; dark red line: compactness criterion with $\xi_{2.5} = 0.3$ and $f_{\text{H}} = 0.9$. At $Z = 0.0135$ the purple line is nearly invisible, because it overlaps with the dark red line. Upper row: $v = 0 \text{ km s}^{-1}$; middle row: $v = 150 \text{ km s}^{-1}$; lower row: $v = 300 \text{ km s}^{-1}$. Left-hand column: $Z = 0.0003$; middle column: $Z = 0.003$; right-hand column: $Z = 0.0135$.

form a BH (Table 1). This difference arises mostly from the adopted threshold for direct collapse. In fact, direct collapse happens in the rapid model if $m_{\text{CO}} \geq 11 M_{\odot}$, which (according to equation 2) corresponds to compactness threshold $\xi_{2.5} \geq 0.45$. By increasing the threshold for direct collapse from $\xi_{2.5} = 0.3$ to $\xi_{2.5} = 0.45$, the compactness models produce approximately the same minimum ZAMS mass for BH formation as the rapid model.

Another feature of the rapid model which does not show up in the compactness-based models, regardless of stellar metallicity and rotation, is the complex behavior of BH mass for $m_{\text{ZAMS}} \lesssim 40 M_{\odot}$. This is a consequence of the sophisticated fitting formulas for fallback derived from Fryer et al. (2012).

If $m_{\text{ZAMS}} \gtrsim 40 M_{\odot}$, metallicity and rotation matter, as we have seen in the previous section. If stellar metallicity is high ($Z = 0.0135$) and $m_{\text{ZAMS}} \gtrsim 40 M_{\odot}$, the

mass of BHs in the rapid model and in the compactness models have a remarkably similar behavior. The reason is that stellar winds are very efficient in massive stars with $Z = 0.0135$ (almost independently of rotation) and remove the entire envelope, leveling the differences among the considered models.

In contrast, if stellar metallicity is low ($Z \leq 0.003$) and $m_{\text{ZAMS}} \gtrsim 40 M_{\odot}$, the initial rotation becomes the crucial ingredient. If the star rotates, the minimum ZAMS mass for PPISN and PISN decreases significantly (see the previous section) and stellar winds are efficient even at low metallicity. The combination of these two effects removes the hydrogen envelope and even a fraction of the He core. For this reason, the rapid model and the two compactness models are indistinguishable for rotating stars with $Z \leq 0.003$ and $m_{\text{ZAMS}} \gtrsim 40 M_{\odot}$.

If the star does not rotate, the BH mass for $40 \lesssim m_{\text{ZAMS}}/M_{\odot} \lesssim 80$ and $Z \leq 0.0003$ dramatically depends on the collapse of the H envelope, because the star retains a large portion of its hydrogen envelope to the final stages. Models assuming that most of the H envelope collapses (i.e. the rapid model and the compactness model with $f_{\text{H}} = 0.9$) predict a BH mass $m_{\text{BH}} \sim 60 M_{\odot}$, almost twice as large as that expected from the compactness model with $f_{\text{H}} = 0$ in this range of ZAMS masses. Finally, non rotating stars with $m_{\text{ZAMS}} \gtrsim 80 M_{\odot}$ eject their H envelope entirely. Thus, the three CCSN models predict similar BH masses for extremely massive metal-poor non rotating stars.

In summary, if we look at the maximum BH mass, rotating models predict $m_{\text{BH, max}} \leq 45 M_{\odot}$ (originating from stars with $m_{\text{ZAMS}} \sim 90 - 100 M_{\odot}$ and $Z \leq 0.0003$), regardless of the CCSN model. In contrast, non-rotating models predict $m_{\text{BH, max}} \sim 60 M_{\odot}$ (originating from stars with $m_{\text{ZAMS}} \sim 60 - 70 M_{\odot}$ and $Z \leq 0.0003$) if the H envelope is assumed to collapse, and $m_{\text{BH, max}} \sim 45 - 50 M_{\odot}$ (originating from stars with $m_{\text{ZAMS}} \sim 110 - 120 M_{\odot}$ and $Z \leq 0.0003$) if the H envelope is assumed to be ejected. These conclusions depend on the adopted description of PPISNe and PISNe (from Spera & Mapelli 2017).

3.3. Impact of rotation, CCSN model and metallicity on BH mass function

For each considered metallicity, for each rotation speed and for each CCSN model separately, we have generated a set of 10^5 single stars distributed according to a Kroupa initial mass function (IMF, i.e. $dN/dm \propto m^{-\alpha}$ with $\alpha = 2.3$, Kroupa 2001), with minimum ZAMS mass $m_{\text{min}} = 13 M_{\odot}$ and maximum ZAMS mass $m_{\text{max}} = 120 M_{\odot}$.

Figure 4 shows the mass function of compact objects for the three considered rotation speeds, for three metallicities ($Z = 0.00003$ is not shown because it is almost indistinguishable from $Z = 0.0003$) and for the three CCSN models. Note that the NS population is severely incomplete, because the minimum ZAMS mass currently available in the FRANEC tracks is $m_{\text{ZAMS}} = 13 M_{\odot}$. Smaller masses will be included in follow-up works.

In general, the mass function of single BHs can be approximated with a power law, but the slope of the power law depends on metallicity, on rotation speed and on the assumed CCSN prescription. If we make a linear fit of $\log_{10} \text{PDF} = \mathcal{D} \log_{10} m_{\text{rem}} + \mathcal{G}$ across our models, we find a preferred value of $\mathcal{D} \approx -0.5$, with a very large scatter. Binary evolution can change this scaling dramatically and will be included in a follow-up study.

The main differences among all the considered models are the number of NSs and the minimum mass of BHs. Because of the difference in the minimum ZAMS mass to form a BH (see Sections 3.1 and 3.2), stars with $v = 300 \text{ km s}^{-1}$ and minimum mass $m_{\text{ZAMS}} = 13 M_{\odot}$ adopting a compactness-based CCSN criterion do not form NSs, regardless of their metallicity. For these extremely fast rotating models to produce NSs, we need to assume a significantly higher $\xi_{2.5}$ threshold.

The minimum BH mass spans from $\sim 4.5 M_{\odot}$ to $\sim 15 M_{\odot}$, depending on the CCSN prescription (the compactness-based model with $f_{\text{H}} = 0.9$ produces significantly larger minimum BH masses at low metallicity) and on metallicity (metal-rich populations tend to produce BHs with a smaller minimum BH mass). The maximum BH mass dramatically depends not only on metallicity, but also on rotation (BHs with mass $m_{\text{rem}} \gtrsim 60 M_{\odot}$ form only from non-rotating models).

At solar metallicity, the three CCSNe models and the three rotation speeds produce very similar BH populations (almost identical in the case of the two compactness-based models). The reason is that stellar winds peel-off massive stars, regardless of their initial rotation velocity and of the assumed CCSN model. In contrast, at lower metallicities the differences between the three CCSN models become important.

In this section we assumed that stars in the same stellar population have the same initial rotation speed. This is clearly a simplistic assumption because stars might form with different initial speed. Data of stellar rotation in the Milky Way show that stellar speeds should be distributed according to a Gaussian with average speed $\sim 200 \text{ km s}^{-1}$ and dispersion $\sim 100 \text{ km s}^{-1}$ (Dufton et al. 2006). In follow-up studies we will consider a distribution of initial stellar rotation velocities.

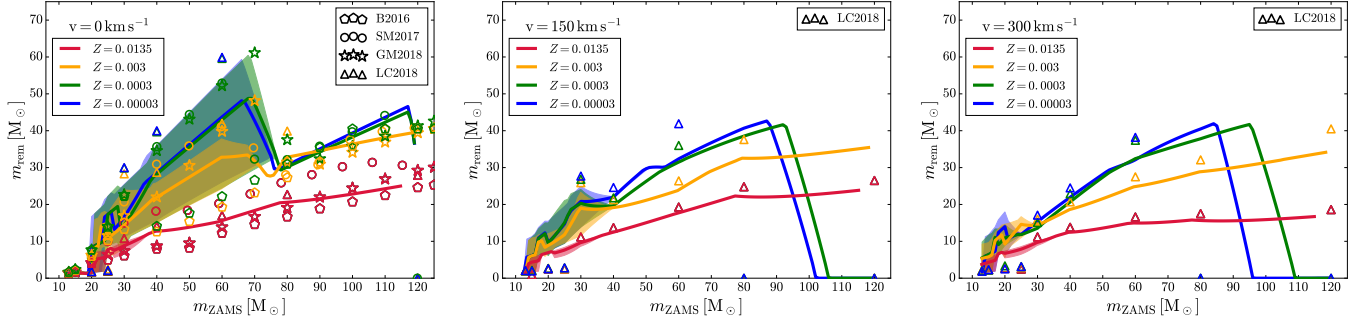


Figure 5. Mass of the compact object as a function of the progenitor’s ZAMS mass for the main models we have considered, in comparison with some previous studies. Left: rotation velocity $v = 0 \text{ km s}^{-1}$. Middle: $v = 150 \text{ km s}^{-1}$. Right: $v = 300 \text{ km s}^{-1}$. The solid lines show the mean value of m_{rem} we obtain by averaging over the three CCSN models considered in this study, while the shaded areas show the maximum differences between the three CCSN models. Open triangles (LC2018): R model from Limongi & Chieffi (2018). Open stars (GM2018): compact object mass predicted by MOBSE (Giacobbo & Mapelli 2018), adopting the delayed CCSN model by Fryer et al. (2012). Open circles (SM2017): compact object mass estimated with SEVN (Spera & Mapelli 2017), adopting the delayed CCSN and the PARSEC stellar tracks (Bressan et al. 2012). Open pentagons (B2016): compact object mass estimated with BSE (Hurley et al. 2002), adopting the same stellar winds, PPISN and PISN model as STARTRACK (Belczynski et al. 2016). In all panels and for all symbols and lines, red: progenitor’s metallicity $Z = 0.0135$; orange: $Z = 0.003$; green: $Z = 0.0003$; blue: $Z = 0.00003$.

3.4. Comparison with previous work

Figures 2 and 3 show that there is not much difference between PARSEC models and FRANEC models with $v = 0 \text{ km s}^{-1}$ when implemented inside SEVN and treated with the same model for CCSNe, PISNe and PPISNe. It is worth noting that while the typical difference in the maximum BH mass between FRANEC and PARSEC is $\sim 10\%$ at low metallicity, the difference becomes $\sim 27\%$ at solar metallicity ($Z = 0.0135$, see Table 1). This is explained with a different treatment of mass loss and different assumptions for chemical abundances.

Figure 5 compares the mass spectrum of compact objects we derived in this study (considering only FRANEC tracks and accounting for the uncertainties induced by the CCSN model with a shaded area) with the mass spectrum obtained in previous studies, as a function of the ZAMS mass. In particular, we plot the mass spectrum from Spera & Mapelli (2017), hereafter SM2017, from Giacobbo & Mapelli (2018), hereafter GM2018, and from Limongi & Chieffi (2018), hereafter LC2018. We also consider a version of BSE (Hurley et al. 2000, 2002) that includes the same stellar-wind, PISN and PPISN prescriptions as STARTRACK (Belczynski et al. 2016), hereafter B2016.

Our results are similar to the mass spectrum obtained with MOBSE (GM2018), although the maximum BH mass in MOBSE ($m_{\text{BH, max}} \sim 65 M_{\odot}$ at $Z = 0.0003$) is $\sim 8\%$ higher than the maximum mass we obtain with SEVN. Metal-poor stars with $m_{\text{ZAMS}} \sim 40 - 80 M_{\odot}$ seem to retain a more generous portion of their hydro-

gen envelope at collapse when integrated with MOBSE. Our results are also broadly consistent with SM2017 for metal-poor progenitors, while at $Z = 0.0135$ SM2017 predict $\sim 20 - 30\%$ larger BH masses (up to $\sim 33 M_{\odot}$), explained by the fact that SM2017 adopt PARSEC tracks. The models labelled as B2016 predict a maximum BH mass $\sim 40 M_{\odot}$, significantly smaller than our model with $f_{\text{H}} = 0.9$ and similar to our model with H envelope ejection ($f_{\text{H}} = 0$). However, B2016 assume that the H envelope, when present, collapses with the rest of the star. In their model, metal-poor stars with $m_{\text{ZAMS}} \sim 40 - 80 M_{\odot}$ lose their hydrogen envelope almost completely for the different treatment of luminous blue variable stellar winds and of pulsational pair instability.

LC2018 adopt the same FRANEC tracks we use here. Figure 5 shows their model R which assumes that stars with $m_{\text{ZAMS}} \leq 25 M_{\odot}$ explode as CCSNe, while stars with $m_{\text{ZAMS}} > 25 M_{\odot}$ collapse to BH directly, with $m_{\text{rem}} = m_{\text{fin}}$ (no mass ejection). Thus, the triangles shown in Figure 5 represent the upper limit to BH masses we can obtain with FRANEC if $m_{\text{ZAMS}} > 25 M_{\odot}$.

Finally, several previous studies investigate the impact of stellar rotation on PPISNe and PISNe (Chatzopoulos & Wheeler 2012a,b; Yoon et al. 2012; Yusof et al. 2013; Takahashi et al. 2018; Uchida et al. 2019). Our main findings agree with their results: i) the minimum ZAMS mass to undergo a PPISN and a PISN lowers significantly if stellar rotation is accounted for (Chatzopoulos & Wheeler 2012a), and ii) rotating models of

massive stars lose their entire hydrogen-rich envelopes by enhanced mass loss (Yusof et al. 2013).

4. CONCLUSIONS

We have investigated the impact of rotation and compactness on the mass of black holes (BHs), by implementing rotating stellar evolution models (Limongi & Chieffi 2018) into our population synthesis code SEVN (Spera et al. 2015; Spera & Mapelli 2017; Spera et al. 2019).

Rotation has two major effects on BH formation. First, rotation reduces the minimum ZAMS mass for a star to collapse into a BH from $\sim 18 - 25 M_{\odot}$ to $\sim 13 - 18 M_{\odot}$ (according to the assumed CCSN prescriptions), because intermediate-mass ($m_{\text{ZAMS}} \sim 13 - 20 M_{\odot}$) rotating stars develop a larger carbon-oxygen core and a higher compactness than non-rotating stars.

Secondly, rotation reduces the maximum BH mass from metal-poor progenitors. This result comes from two combined effects: i) rotation increases stellar wind efficiency; thus, rotating metal-poor ($Z = 0.00003 - 0.0003$) stars with $m_{\text{ZAMS}} \sim 40 - 80 M_{\odot}$ lose their H envelope entirely, while non-rotating metal-poor stars preserve most of it; ii) chemical mixing induced by rotation increases the mass of the He core, reducing the minimum ZAMS mass for PPISNe and PISNe to happen.

If we assume that the entire final mass of a star (including its residual hydrogen envelope) can collapse to a BH directly, the maximum BH mass from non-rotating stars is $\sim 60 M_{\odot}$, while the maximum BH mass from fast rotating stars is $\sim 45 M_{\odot}$.

Besides rotation, the mass of BHs is also strongly affected by the assumed CCSN model, especially by the amount of fallback, by the adopted threshold for direct collapse (based on $\xi_{2.5}$ or on m_{CO}) and by the different fraction of hydrogen envelope that is able to collapse (f_{H}).

In particular, the minimum ZAMS mass for a star to form a BH depends on the assumed threshold of compactness $\xi_{2.5}$ (larger values of the threshold leading to higher minimum ZAMS masses) and on the efficiency of fallback.

The maximum BH mass that we expect from non rotating metal-poor ($Z = 0.00003 - 0.0003$) stars depends wildly on the assumed CCSN prescription: if we assume that the residual hydrogen envelope participates in the collapse, the maximum BH mass is up to $\sim 60 M_{\odot}$, approximately 1.5 times higher than if we assume that only the He core is able to collapse. This assumption is

not important for metal-poor massive rotating stars and for metal-rich (both rotating and non-rotating) stars, because stellar winds remove their hydrogen envelope entirely, leveling these differences.

Here, we consider only single stars. In future works, we will investigate how binary evolution and star cluster dynamics affect our conclusions. We anticipate that close binary evolution should lead to a further stripping of the hydrogen envelope, affecting the maximum BH mass (see e.g. Giacobbo & Mapelli 2018). On the other hand, star cluster dynamics can lead to the formation of binary BHs that incorporate the most massive BHs formed from single star evolution and from the merger of massive binaries (see e.g. Mapelli 2016; Di Carlo et al. 2019), making the final scenario even more complex.

The methodology we presented here might be applied to estimate upper limits on BH spins. For all our models we find an upper limit to the final spin close to maximally rotating BHs. However, our models do not include mechanisms for efficient angular momentum dissipation, such as the Tayler-Spruit dynamo (Spruit 2002; Fuller et al. 2019). Efficient angular momentum transport can lead to significantly lower BH spins ($a_{\text{BH}} \lesssim 0.1$), as described in several works (e.g. Heger et al. 2005; Belczynski et al. 2017; Qin et al. 2019; Fuller & Ma 2019). In a follow-up study, we will apply different models of angular momentum transport to our methodology.

Overall, we confirm that both stellar rotation and supernova prescriptions have a crucial impact on the mass function of BHs. This result provides a key to interpret future gravitational-wave data and to constrain stellar evolution and CCSN mechanisms.

ACKNOWLEDGMENTS

We thank the anonymous referee for their careful reading of our manuscript and useful comments. MM acknowledges financial support by the European Research Council for the ERC Consolidator grant DEMOBLOCK, under contract no. 770017. MS acknowledges funding from the European Union’s Horizon 2020 research and innovation programme under the Marie-Sklodowska-Curie grant agreement No. 794393. We acknowledge financial support from MIUR through Progetto Premiale ‘FIGARO’.

Software: SEVN (Spera & Mapelli 2017), PARSEC (Bressan et al. 2012), FRANEC (Limongi et al. 2000), MOBSE (Giacobbo et al. 2018)

Table 1. Most relevant masses.

Stellar Ev.	CCSN	v (km s $^{-1}$)	Z	$m_{\text{ZAMS, min}}$ (M_{\odot})	m_{PPISN} (M_{\odot})	m_{PISN} (M_{\odot})	$m_{\text{BH, max}}$ (M_{\odot})
FRANEC	rapid	300	0.00003	18	52	97	42
FRANEC	rapid	300	0.0003	17	53	110	42
FRANEC	rapid	300	0.003	17	80	–	34
FRANEC	rapid	300	0.0135	18	–	–	16
FRANEC	rapid	150	0.00003	17	50	103	43
FRANEC	rapid	150	0.0003	17	55	107	42
FRANEC	rapid	150	0.003	17	70	–	35
FRANEC	rapid	150	0.0135	18	–	–	23
FRANEC	rapid	0	0.00003	24	67	–	59
FRANEC	rapid	0	0.0003	25	69	–	60
FRANEC	rapid	0	0.003	23	68	–	39
FRANEC	rapid	0	0.0135	25	–	–	24
PARSEC	rapid	0	0.0003	22	63	–	54
PARSEC	rapid	0	0.003	22	66	–	43
PARSEC	rapid	0	0.0135	23	94	–	33
FRANEC	$\xi_{2.5} = 0.3, f_{\text{H}} = 0$	300	0.00003	14	52	97	42
FRANEC	$\xi_{2.5} = 0.3, f_{\text{H}} = 0$	300	0.0003	≤ 13	53	110	42
FRANEC	$\xi_{2.5} = 0.3, f_{\text{H}} = 0$	300	0.003	≤ 13	80	–	34
FRANEC	$\xi_{2.5} = 0.3, f_{\text{H}} = 0$	300	0.0135	≤ 13	–	–	16
FRANEC	$\xi_{2.5} = 0.3, f_{\text{H}} = 0$	150	0.00003	13	50	103	43
FRANEC	$\xi_{2.5} = 0.3, f_{\text{H}} = 0$	150	0.0003	14	55	107	42
FRANEC	$\xi_{2.5} = 0.3, f_{\text{H}} = 0$	150	0.003	14	70	–	35
FRANEC	$\xi_{2.5} = 0.3, f_{\text{H}} = 0$	150	0.0135	14	–	–	23
FRANEC	$\xi_{2.5} = 0.3, f_{\text{H}} = 0$	0	0.00003	20	67	–	47
FRANEC	$\xi_{2.5} = 0.3, f_{\text{H}} = 0$	0	0.0003	21	69	–	45
FRANEC	$\xi_{2.5} = 0.3, f_{\text{H}} = 0$	0	0.003	21	68	–	39
FRANEC	$\xi_{2.5} = 0.3, f_{\text{H}} = 0$	0	0.0135	21	–	–	24
PARSEC	$\xi_{2.5} = 0.3, f_{\text{H}} = 0$	0	0.0003	19	63	–	45
PARSEC	$\xi_{2.5} = 0.3, f_{\text{H}} = 0$	0	0.003	18	66	–	41
PARSEC	$\xi_{2.5} = 0.3, f_{\text{H}} = 0$	0	0.0135	19	94	–	33
FRANEC	$\xi_{2.5} = 0.3, f_{\text{H}} = 0.9$	300	0.00003	14	52	97	42
FRANEC	$\xi_{2.5} = 0.3, f_{\text{H}} = 0.9$	300	0.0003	≤ 13	53	110	42
FRANEC	$\xi_{2.5} = 0.3, f_{\text{H}} = 0.9$	300	0.003	≤ 13	80	–	34
FRANEC	$\xi_{2.5} = 0.3, f_{\text{H}} = 0.9$	300	0.0135	≤ 13	–	–	16
FRANEC	$\xi_{2.5} = 0.3, f_{\text{H}} = 0.9$	150	0.00003	13	50	103	43
FRANEC	$\xi_{2.5} = 0.3, f_{\text{H}} = 0.9$	150	0.0003	14	55	107	42
FRANEC	$\xi_{2.5} = 0.3, f_{\text{H}} = 0.9$	150	0.003	14	70	–	35
FRANEC	$\xi_{2.5} = 0.3, f_{\text{H}} = 0.9$	150	0.0135	14	–	–	23
FRANEC	$\xi_{2.5} = 0.3, f_{\text{H}} = 0.9$	0	0.00003	20	67	–	57
FRANEC	$\xi_{2.5} = 0.3, f_{\text{H}} = 0.9$	0	0.0003	21	69	–	58
FRANEC	$\xi_{2.5} = 0.3, f_{\text{H}} = 0.9$	0	0.003	21	68	–	39
FRANEC	$\xi_{2.5} = 0.3, f_{\text{H}} = 0.9$	0	0.0135	21	–	–	24
PARSEC	$\xi_{2.5} = 0.3, f_{\text{H}} = 0.9$	0	0.0003	19	63	–	52
PARSEC	$\xi_{2.5} = 0.3, f_{\text{H}} = 0.9$	0	0.003	18	66	–	42
PARSEC	$\xi_{2.5} = 0.3, f_{\text{H}} = 0.9$	0	0.0135	19	94	–	33

NOTE—Column (1): Stellar evolution tables (from FRANEC or PARSEC). Column (2): model for CCSN outcome (see Section 2.3). Column (3): initial rotation speed of progenitor stars. Column (4): progenitor’s metallicity. Column (5): minimum ZAMS mass to collapse to a BH (instead of producing a NS); Column (6): minimum ZAMS mass to undergo PPISN (m_{PPISN}). Column (7): minimum ZAMS mass to undergo PISN (m_{PISN}). Column (8): maximum BH mass ($m_{\text{BH, max}}$).

A. FITTING FORMULA FOR PPISNE AND PISNE

When PISNe and PPISNe are effective, we derive the mass of the compact object as $m_{\text{rem}} = \alpha_{\text{P}} m_{\text{noPPI}}$, where m_{noPPI} is the mass of the compact remnant we would obtain without PPISN/PISN. First, we define the following quantities

$$\mathcal{F} \equiv \frac{m_{\text{He}}}{m_{\text{fin}}}, \quad \mathcal{K} \equiv 0.67000\mathcal{F} + 0.10000, \quad \mathcal{S} \equiv 0.52260\mathcal{F} - 0.52974. \quad (\text{A1})$$

We then express α_{P} as a function of \mathcal{F} , \mathcal{S} , \mathcal{K} and m_{He} :

$$\alpha_{\text{P}} = \begin{cases} 1 & \text{if } m_{\text{He}} \leq 32M_{\odot}, \forall \mathcal{F}, \forall \mathcal{S} \\ 0.2(\mathcal{K} - 1)m_{\text{He}} + 0.2(37 - 32\mathcal{K}) & \text{if } 32 < m_{\text{He}}/M_{\odot} \leq 37, \mathcal{F} < 0.9, \forall \mathcal{S} \\ \mathcal{K} & \text{if } 37 < m_{\text{He}}/M_{\odot} \leq 60, \mathcal{F} < 0.9, \forall \mathcal{S} \\ \mathcal{K}(16.0 - 0.25m_{\text{He}}) & \text{if } 60 < m_{\text{He}}/M_{\odot} < 64, \mathcal{F} < 0.9, \forall \mathcal{S} \\ \mathcal{S}(m_{\text{He}} - 32) + 1 & \text{if } m_{\text{He}} \leq 37M_{\odot}, \mathcal{F} \geq 0.9, \forall \mathcal{S} \\ 5\mathcal{S} + 1 & \text{if } 37 < m_{\text{He}}/M_{\odot} \leq 56, \mathcal{F} \geq 0.9, 5\mathcal{S} + 1 < 0.82916 \\ (-0.1381\mathcal{F} + 0.1309)(m_{\text{He}} - 56) + 0.82916 & \text{if } 37 < m_{\text{He}}/M_{\odot} \leq 56, \mathcal{F} \geq 0.9, 5\mathcal{S} + 1 \geq 0.82916 \\ -0.103645m_{\text{He}} + 6.63328 & \text{if } 56 < m_{\text{He}}/M_{\odot} < 64, \mathcal{F} \geq 0.9, \forall \mathcal{S} \\ 0 & \text{if } 64 \leq m_{\text{He}}/M_{\odot} < 135, \forall \mathcal{F}, \forall \mathcal{S} \\ 1 & \text{if } m_{\text{He}} \geq 135M_{\odot}, \forall \mathcal{F}, \forall \mathcal{S}. \end{cases} \quad (\text{A2})$$

These fits are the same as we adopted in [Spera & Mapelli \(2017\)](#), but here we fix some typos of Appendix B of [Spera & Mapelli \(2017\)](#) (these typos did not affect the results of [Spera & Mapelli 2017](#), because the code contained the correct equations).

REFERENCES

- Abbott, B. P. e. a. 2018a, ArXiv e-prints.
<https://arxiv.org/abs/1811.12907>
- . 2018b, ArXiv e-prints.
<https://arxiv.org/abs/1811.12940>
- Asplund, M., Grevesse, N., Sauval, A. J., & Scott, P. 2009, *ARA&A*, 47, 481,
 doi: [10.1146/annurev.astro.46.060407.145222](https://doi.org/10.1146/annurev.astro.46.060407.145222)
- Barkat, Z., Rakavy, G., & Sack, N. 1967, *Physical Review Letters*, 18, 379, doi: [10.1103/PhysRevLett.18.379](https://doi.org/10.1103/PhysRevLett.18.379)
- Belczynski, K., Bulik, T., Fryer, C. L., et al. 2010, *ApJ*, 714, 1217, doi: [10.1088/0004-637X/714/2/1217](https://doi.org/10.1088/0004-637X/714/2/1217)
- Belczynski, K., Kalogera, V., & Bulik, T. 2002, *ApJ*, 572, 407, doi: [10.1086/340304](https://doi.org/10.1086/340304)
- Belczynski, K., Kalogera, V., Rasio, F. A., et al. 2008, *ApJS*, 174, 223, doi: [10.1086/521026](https://doi.org/10.1086/521026)
- Belczynski, K., Heger, A., Gladysz, W., et al. 2016, *A&A*, 594, A97, doi: [10.1051/0004-6361/201628980](https://doi.org/10.1051/0004-6361/201628980)
- Belczynski, K., Klencki, J., Fields, C. E., et al. 2017, arXiv e-prints, arXiv:1706.07053.
<https://arxiv.org/abs/1706.07053>
- Bethe, H. A., & Brown, G. E. 1998, *ApJ*, 506, 780,
 doi: [10.1086/306265](https://doi.org/10.1086/306265)
- Bressan, A., Marigo, P., Girardi, L., et al. 2012, *MNRAS*, 427, 127, doi: [10.1111/j.1365-2966.2012.21948.x](https://doi.org/10.1111/j.1365-2966.2012.21948.x)
- Burrows, A., Radice, D., & Vartanyan, D. 2019, *MNRAS*, 485, 3153, doi: [10.1093/mnras/stz543](https://doi.org/10.1093/mnras/stz543)
- Burrows, A., Vartanyan, D., Dolence, J. C., Skinner, M. A., & Radice, D. 2018, *SSRv*, 214, 33,
 doi: [10.1007/s11214-017-0450-9](https://doi.org/10.1007/s11214-017-0450-9)
- Cayrel, R., Depagne, E., Spite, M., et al. 2004, *A&A*, 416, 1117, doi: [10.1051/0004-6361:20034074](https://doi.org/10.1051/0004-6361:20034074)
- Chatzopoulos, E., & Wheeler, J. C. 2012a, *ApJ*, 748, 42,
 doi: [10.1088/0004-637X/748/1/42](https://doi.org/10.1088/0004-637X/748/1/42)
- . 2012b, *ApJ*, 760, 154,
 doi: [10.1088/0004-637X/760/2/154](https://doi.org/10.1088/0004-637X/760/2/154)
- Chen, Y., Bressan, A., Girardi, L., et al. 2015, *MNRAS*, 452, 1068, doi: [10.1093/mnras/stv1281](https://doi.org/10.1093/mnras/stv1281)
- Chieffi, A., & Limongi, M. 2004, *ApJ*, 608, 405,
 doi: [10.1086/392523](https://doi.org/10.1086/392523)
- . 2013, *ApJ*, 764, 21, doi: [10.1088/0004-637X/764/1/21](https://doi.org/10.1088/0004-637X/764/1/21)
- de Jager, C., Nieuwenhuijzen, H., & van der Hucht, K. A. 1988, *A&AS*, 72, 259
- de Mink, S. E., & Mandel, I. 2016, *MNRAS*, 460, 3545,
 doi: [10.1093/mnras/stw1219](https://doi.org/10.1093/mnras/stw1219)

- Di Carlo, U. N., Giacobbo, N., Mapelli, M., et al. 2019, *MNRAS*, 487, 2947, doi: [10.1093/mnras/stz1453](https://doi.org/10.1093/mnras/stz1453)
- Dufton, P. L., Smartt, S. J., Lee, J. K., et al. 2006, *A&A*, 457, 265, doi: [10.1051/0004-6361:20065392](https://doi.org/10.1051/0004-6361:20065392)
- Dvorkin, I., Uzan, J.-P., Vangioni, E., & Silk, J. 2018, *MNRAS*, 479, 121, doi: [10.1093/mnras/sty1414](https://doi.org/10.1093/mnras/sty1414)
- Ebinger, K., Curtis, S., Fröhlich, C., et al. 2019a, *ApJ*, 870, 1, doi: [10.3847/1538-4357/aae7c9](https://doi.org/10.3847/1538-4357/aae7c9)
- Ebinger, K., Curtis, S., Ghosh, S., et al. 2019b, arXiv e-prints, arXiv:1910.08958. <https://arxiv.org/abs/1910.08958>
- Ekström, S., Georgy, C., Eggenberger, P., et al. 2012, *A&A*, 537, A146, doi: [10.1051/0004-6361/201117751](https://doi.org/10.1051/0004-6361/201117751)
- Eldridge, J. J., & Stanway, E. R. 2016, *MNRAS*, 462, 3302, doi: [10.1093/mnras/stw1772](https://doi.org/10.1093/mnras/stw1772)
- Eldridge, J. J., Stanway, E. R., & Tang, P. N. 2019, *MNRAS*, 482, 870, doi: [10.1093/mnras/sty2714](https://doi.org/10.1093/mnras/sty2714)
- Ertl, T., Janka, H.-T., Woosley, S. E., Sukhbold, T., & Ugliano, M. 2016, *ApJ*, 818, 124, doi: [10.3847/0004-637X/818/2/124](https://doi.org/10.3847/0004-637X/818/2/124)
- Farr, W. M., Sravan, N., Cantrell, A., et al. 2011, *ApJ*, 741, 103, doi: [10.1088/0004-637X/741/2/103](https://doi.org/10.1088/0004-637X/741/2/103)
- Fernández, R., Quataert, E., Kashiyama, K., & Coughlin, E. R. 2018, *MNRAS*, 476, 2366, doi: [10.1093/mnras/sty306](https://doi.org/10.1093/mnras/sty306)
- Foglizzo, T., Kazeroni, R., Guilet, J., et al. 2015, *PASA*, 32, e009, doi: [10.1017/pasa.2015.9](https://doi.org/10.1017/pasa.2015.9)
- Fowler, W. A., & Hoyle, F. 1964, *ApJS*, 9, 201, doi: [10.1086/190103](https://doi.org/10.1086/190103)
- Fryer, C. L. 1999, *ApJ*, 522, 413, doi: [10.1086/307647](https://doi.org/10.1086/307647)
- Fryer, C. L., Belczynski, K., Wiktorowicz, G., et al. 2012, *ApJ*, 749, 91, doi: [10.1088/0004-637X/749/1/91](https://doi.org/10.1088/0004-637X/749/1/91)
- Fryer, C. L., & Kalogera, V. 2001, *ApJ*, 554, 548, doi: [10.1086/321359](https://doi.org/10.1086/321359)
- Fuller, J., & Ma, L. 2019, *ApJL*, 881, L1, doi: [10.3847/2041-8213/ab339b](https://doi.org/10.3847/2041-8213/ab339b)
- Fuller, J., Piro, A. L., & Jermyn, A. S. 2019, *MNRAS*, 485, 3661, doi: [10.1093/mnras/stz514](https://doi.org/10.1093/mnras/stz514)
- Giacobbo, N., & Mapelli, M. 2018, *MNRAS*, 480, 2011, doi: [10.1093/mnras/sty1999](https://doi.org/10.1093/mnras/sty1999)
- Giacobbo, N., Mapelli, M., & Spera, M. 2018, *MNRAS*, 474, 2959, doi: [10.1093/mnras/stx2933](https://doi.org/10.1093/mnras/stx2933)
- Gräfener, G., & Hamann, W.-R. 2008, *A&A*, 482, 945, doi: [10.1051/0004-6361:20066176](https://doi.org/10.1051/0004-6361:20066176)
- Groh, J. H., Ekström, S., Georgy, C., et al. 2019, *A&A*, 627, A24, doi: [10.1051/0004-6361/201833720](https://doi.org/10.1051/0004-6361/201833720)
- Heger, A., Fryer, C. L., Woosley, S. E., Langer, N., & Hartmann, D. H. 2003, *ApJ*, 591, 288, doi: [10.1086/375341](https://doi.org/10.1086/375341)
- Heger, A., Langer, N., & Woosley, S. E. 2000, *ApJ*, 528, 368, doi: [10.1086/308158](https://doi.org/10.1086/308158)
- Heger, A., Woosley, S. E., & Spruit, H. C. 2005, *ApJ*, 626, 350, doi: [10.1086/429868](https://doi.org/10.1086/429868)
- Horiuchi, S., Nakamura, K., Takiwaki, T., Kotake, K., & Tanaka, M. 2014, *MNRAS*, 445, L99, doi: [10.1093/mnrasl/slu146](https://doi.org/10.1093/mnrasl/slu146)
- Hunter, I., Lennon, D. J., Dufton, P. L., et al. 2008, *A&A*, 479, 541, doi: [10.1051/0004-6361:20078511](https://doi.org/10.1051/0004-6361:20078511)
- Hunter, I., Brott, I., Langer, N., et al. 2009, *A&A*, 496, 841, doi: [10.1051/0004-6361/200809925](https://doi.org/10.1051/0004-6361/200809925)
- Hurley, J. R., Pols, O. R., & Tout, C. A. 2000, *MNRAS*, 315, 543, doi: [10.1046/j.1365-8711.2000.03426.x](https://doi.org/10.1046/j.1365-8711.2000.03426.x)
- Hurley, J. R., Tout, C. A., & Pols, O. R. 2002, *MNRAS*, 329, 897, doi: [10.1046/j.1365-8711.2002.05038.x](https://doi.org/10.1046/j.1365-8711.2002.05038.x)
- Janka, H.-T. 2012, *Annual Review of Nuclear and Particle Science*, 62, 407, doi: [10.1146/annurev-nucl-102711-094901](https://doi.org/10.1146/annurev-nucl-102711-094901)
- . 2017, *ApJ*, 837, 84, doi: [10.3847/1538-4357/aa618e](https://doi.org/10.3847/1538-4357/aa618e)
- Jones, S., Hirschi, R., Nomoto, K., et al. 2013, *ApJ*, 772, 150, doi: [10.1088/0004-637X/772/2/150](https://doi.org/10.1088/0004-637X/772/2/150)
- Kroupa, P. 2001, *MNRAS*, 322, 231, doi: [10.1046/j.1365-8711.2001.04022.x](https://doi.org/10.1046/j.1365-8711.2001.04022.x)
- Kruckow, M. U., Tauris, T. M., Langer, N., Kramer, M., & Izzard, R. G. 2018, *MNRAS*, 481, 1908, doi: [10.1093/mnras/sty2190](https://doi.org/10.1093/mnras/sty2190)
- Kudritzki, R. P., Pauldrach, A., & Puls, J. 1987, *A&A*, 173, 293
- Limongi, M. 2017, *Supernovae from Massive Stars*, 513, doi: [10.1007/978-3-319-21846-5_119](https://doi.org/10.1007/978-3-319-21846-5_119)
- Limongi, M., & Chieffi, A. 2006, *ApJ*, 647, 483, doi: [10.1086/505164](https://doi.org/10.1086/505164)
- . 2018, *ApJS*, 237, 13, doi: [10.3847/1538-4365/aacb24](https://doi.org/10.3847/1538-4365/aacb24)
- Limongi, M., Straniero, O., & Chieffi, A. 2000, *ApJS*, 129, 625, doi: [10.1086/313424](https://doi.org/10.1086/313424)
- Lovegrove, E., & Woosley, S. E. 2013, *ApJ*, 769, 109, doi: [10.1088/0004-637X/769/2/109](https://doi.org/10.1088/0004-637X/769/2/109)
- Mandel, I., & de Mink, S. E. 2016, *MNRAS*, 458, 2634, doi: [10.1093/mnras/stw379](https://doi.org/10.1093/mnras/stw379)
- Mapelli, M. 2016, *MNRAS*, 459, 3432, doi: [10.1093/mnras/stw869](https://doi.org/10.1093/mnras/stw869)
- Mapelli, M., Colpi, M., & Zampieri, L. 2009, *MNRAS*, 395, L71, doi: [10.1111/j.1745-3933.2009.00645.x](https://doi.org/10.1111/j.1745-3933.2009.00645.x)
- Mapelli, M., & Giacobbo, N. 2018, *MNRAS*, 479, 4391, doi: [10.1093/mnras/sty1613](https://doi.org/10.1093/mnras/sty1613)
- Mapelli, M., Giacobbo, N., Ripamonti, E., & Spera, M. 2017, *MNRAS*, 472, 2422, doi: [10.1093/mnras/stx2123](https://doi.org/10.1093/mnras/stx2123)
- Mapelli, M., Giacobbo, N., Santoliquido, F., & Artale, M. C. 2019, *MNRAS*, 487, 2, doi: [10.1093/mnras/stz1150](https://doi.org/10.1093/mnras/stz1150)

- Mapelli, M., Ripamonti, E., Zampieri, L., Colpi, M., & Bressan, A. 2010, *MNRAS*, 408, 234, doi: [10.1111/j.1365-2966.2010.17048.x](https://doi.org/10.1111/j.1365-2966.2010.17048.x)
- Mapelli, M., Zampieri, L., Ripamonti, E., & Bressan, A. 2013, *MNRAS*, 429, 2298, doi: [10.1093/mnras/sts500](https://doi.org/10.1093/mnras/sts500)
- Marchant, P., Langer, N., Podsiadlowski, P., Tauris, T. M., & Moriya, T. J. 2016, *A&A*, 588, A50, doi: [10.1051/0004-6361/201628133](https://doi.org/10.1051/0004-6361/201628133)
- Marigo, P., Girardi, L., Bressan, A., et al. 2017, *ApJ*, 835, 77, doi: [10.3847/1538-4357/835/1/77](https://doi.org/10.3847/1538-4357/835/1/77)
- Mennekens, N., & Vanbeveren, D. 2014, *A&A*, 564, A134, doi: [10.1051/0004-6361/201322198](https://doi.org/10.1051/0004-6361/201322198)
- Meynet, G., & Maeder, A. 2005, *A&A*, 429, 581, doi: [10.1051/0004-6361:20047106](https://doi.org/10.1051/0004-6361:20047106)
- Nadezhin, D. K. 1980, *Ap&SS*, 69, 115, doi: [10.1007/BF00638971](https://doi.org/10.1007/BF00638971)
- Nomoto, K. 1984, *ApJ*, 277, 791, doi: [10.1086/161749](https://doi.org/10.1086/161749)
- . 1987, *ApJ*, 322, 206, doi: [10.1086/165716](https://doi.org/10.1086/165716)
- Nugis, T., & Lamers, H. J. G. L. M. 2000, *A&A*, 360, 227
- O'Connor, E., & Ott, C. D. 2011, *ApJ*, 730, 70, doi: [10.1088/0004-637X/730/2/70](https://doi.org/10.1088/0004-637X/730/2/70)
- Özel, F., & Freire, P. 2016, *ARA&A*, 54, 401, doi: [10.1146/annurev-astro-081915-023322](https://doi.org/10.1146/annurev-astro-081915-023322)
- Özel, F., Psaltis, D., Narayan, R., & McClintock, J. E. 2010, *ApJ*, 725, 1918, doi: [10.1088/0004-637X/725/2/1918](https://doi.org/10.1088/0004-637X/725/2/1918)
- Paxton, B., Bildsten, L., Dotter, A., et al. 2011, *ApJS*, 192, 3, doi: [10.1088/0067-0049/192/1/3](https://doi.org/10.1088/0067-0049/192/1/3)
- Paxton, B., Cantiello, M., Arras, P., et al. 2013, *ApJS*, 208, 4, doi: [10.1088/0067-0049/208/1/4](https://doi.org/10.1088/0067-0049/208/1/4)
- Paxton, B., Marchant, P., Schwab, J., et al. 2015, *ApJS*, 220, 15, doi: [10.1088/0067-0049/220/1/15](https://doi.org/10.1088/0067-0049/220/1/15)
- Pejcha, O., & Thompson, T. A. 2015, *ApJ*, 801, 90, doi: [10.1088/0004-637X/801/2/90](https://doi.org/10.1088/0004-637X/801/2/90)
- Portegies Zwart, S. F., & Yungelson, L. R. 1998, *A&A*, 332, 173
- Qin, Y., Marchant, P., Fragos, T., Meynet, G., & Kalogera, V. 2019, *ApJL*, 870, L18, doi: [10.3847/2041-8213/aaf97b](https://doi.org/10.3847/2041-8213/aaf97b)
- Ramírez-Agudelo, O. H., Sana, H., de Koter, A., et al. 2017, *A&A*, 600, A81, doi: [10.1051/0004-6361/201628914](https://doi.org/10.1051/0004-6361/201628914)
- Spera, M., & Mapelli, M. 2017, *MNRAS*, 470, 4739, doi: [10.1093/mnras/stx1576](https://doi.org/10.1093/mnras/stx1576)
- Spera, M., Mapelli, M., & Bressan, A. 2015, *MNRAS*, 451, 4086, doi: [10.1093/mnras/stv1161](https://doi.org/10.1093/mnras/stv1161)
- Spera, M., Mapelli, M., Giacobbo, N., et al. 2019, *MNRAS*, 485, 889, doi: [10.1093/mnras/stz359](https://doi.org/10.1093/mnras/stz359)
- Spite, M., Cayrel, R., Plez, B., et al. 2005, *A&A*, 430, 655, doi: [10.1051/0004-6361:20041274](https://doi.org/10.1051/0004-6361:20041274)
- Spruit, H. C. 2002, *A&A*, 381, 923, doi: [10.1051/0004-6361:20011465](https://doi.org/10.1051/0004-6361:20011465)
- Stevenson, S., Sampson, M., Powell, J., et al. 2019, arXiv e-prints, arXiv:1904.02821, <https://arxiv.org/abs/1904.02821>
- Stevenson, S., Vigna-Gómez, A., Mandel, I., et al. 2017, *Nature Communications*, 8, 14906, doi: [10.1038/ncomms14906](https://doi.org/10.1038/ncomms14906)
- Sukhbold, T., Ertl, T., Woosley, S. E., Brown, J. M., & Janka, H.-T. 2016, *ApJ*, 821, 38, doi: [10.3847/0004-637X/821/1/38](https://doi.org/10.3847/0004-637X/821/1/38)
- Sukhbold, T., Woosley, S. E., & Heger, A. 2018, *ApJ*, 860, 93, doi: [10.3847/1538-4357/aac2da](https://doi.org/10.3847/1538-4357/aac2da)
- Takahashi, K., Yoshida, T., & Umeda, H. 2018, *ApJ*, 857, 111, doi: [10.3847/1538-4357/aab95f](https://doi.org/10.3847/1538-4357/aab95f)
- Tang, J., Bressan, A., Rosenfield, P., et al. 2014, *MNRAS*, 445, 4287, doi: [10.1093/mnras/stu2029](https://doi.org/10.1093/mnras/stu2029)
- Uchida, H., Shibata, M., Takahashi, K., & Yoshida, T. 2019, *ApJ*, 870, 98, doi: [10.3847/1538-4357/aaf39e](https://doi.org/10.3847/1538-4357/aaf39e)
- Ugliano, M., Janka, H.-T., Marek, A., & Arcones, A. 2012, *ApJ*, 757, 69, doi: [10.1088/0004-637X/757/1/69](https://doi.org/10.1088/0004-637X/757/1/69)
- van Loon, J. T., Cioni, M. R. L., Zijlstra, A. A., & Loup, C. 2005, *A&A*, 438, 273, doi: [10.1051/0004-6361:20042555](https://doi.org/10.1051/0004-6361:20042555)
- Vartanyan, D., Burrows, A., & Radice, D. 2019, *MNRAS*, 489, 2227, doi: [10.1093/mnras/stz2307](https://doi.org/10.1093/mnras/stz2307)
- Venumadhav, T., Zackay, B., Roulet, J., Dai, L., & Zaldarriaga, M. 2019, arXiv e-prints, arXiv:1904.07214, <https://arxiv.org/abs/1904.07214>
- Vink, J. S., de Koter, A., & Lamers, H. J. G. L. M. 2000, *A&A*, 362, 295. <https://arxiv.org/abs/astro-ph/0008183>
- . 2001, *A&A*, 369, 574, doi: [10.1051/0004-6361:20010127](https://doi.org/10.1051/0004-6361:20010127)
- Vink, J. S., Muijres, L. E., Anthonisse, B., et al. 2011, *A&A*, 531, A132, doi: [10.1051/0004-6361/201116614](https://doi.org/10.1051/0004-6361/201116614)
- Woosley, S. E. 2017, *ApJ*, 836, 244, doi: [10.3847/1538-4357/836/2/244](https://doi.org/10.3847/1538-4357/836/2/244)
- . 2019, *ApJ*, 878, 49, doi: [10.3847/1538-4357/ab1b41](https://doi.org/10.3847/1538-4357/ab1b41)
- Woosley, S. E., Blinnikov, S., & Heger, A. 2007, *Nature*, 450, 390, doi: [10.1038/nature06333](https://doi.org/10.1038/nature06333)
- Yoon, S. C., Dierks, A., & Langer, N. 2012, *A&A*, 542, A113, doi: [10.1051/0004-6361/201117769](https://doi.org/10.1051/0004-6361/201117769)
- Yusof, N., Hirschi, R., Meynet, G., et al. 2013, *MNRAS*, 433, 1114, doi: [10.1093/mnras/stt794](https://doi.org/10.1093/mnras/stt794)
- Zackay, B., Venumadhav, T., Dai, L., Roulet, J., & Zaldarriaga, M. 2019, *PhRvD*, 100, 023007, doi: [10.1103/PhysRevD.100.023007](https://doi.org/10.1103/PhysRevD.100.023007)