

Information-Theoretic Lower Bounds for Compressive Sensing with Generative Models

Zhaoqiang Liu and Jonathan Scarlett

Abstract

The goal of standard compressive sensing is to estimate an unknown vector from linear measurements under the assumption of sparsity in some basis. Recently, it has been shown that significantly fewer measurements may be required if the sparsity assumption is replaced by the assumption that the unknown vector lies near the range of a suitably-chosen generative model. In particular, in (Bora *et al.*, 2017) it was shown that roughly $O(k \log L)$ random Gaussian measurements suffice for accurate recovery when the k -input generative model is bounded and L -Lipschitz, and that $O(kd \log w)$ measurements suffice for k -input ReLU networks with depth d and width w . In this paper, we establish corresponding algorithm-independent lower bounds on the sample complexity using tools from minimax statistical analysis. In accordance with the above upper bounds, our results are summarized as follows: (i) We construct an L -Lipschitz generative model capable of generating group-sparse signals, and show that the resulting necessary number of measurements is $\Omega(k \log L)$; (ii) Using similar ideas, we construct two-layer ReLU networks of high width requiring $\Omega(k \log w)$ measurements, as well as lower-width deep ReLU networks requiring $\Omega(kd)$ measurements. As a result, we establish that the scaling laws derived in (Bora *et al.*, 2017) are optimal or near-optimal in the absence of further assumptions.

I. INTRODUCTION

Over the past 1–2 decades, tremendous research effort has been placed on theoretical and algorithmic studies of high-dimensional linear inverse problems [1], [2]. The prevailing approach has been to model low-dimensional structure via assumptions such as sparsity or low rankness, and numerous algorithmic approaches have been shown to be successful, including convex relaxations [3], [4], greedy methods [5], [6], and more. The problem of sparse estimation via linear measurements (commonly referred to as *compressive sensing*) is particularly well-understood, with theoretical developments including sharp performance bounds for both practical algorithms [4], [6]–[8] and (potentially intractable) information-theoretically optimal algorithms [9]–[12].

Following the tremendous success of deep generative models in a variety of applications [13], a new perspective on compressive sensing was recently introduced, in which the sparsity assumption is replaced by the assumption of the underlying signal being well-modeled by a generative model (typically corresponding to a deep neural network) [14]. This approach was seen to exhibit impressive performance in experiments, with reductions in the number of measurements by large factors such as 5 to 10 compared to sparsity-based methods.

The authors are with the Department of Computer Science, School of Computing, National University of Singapore (NUS). Jonathan Scarlett is also with the Department of Mathematics, NUS. Emails: dcsli@nus.edu.sg; scarlett@comp.nus.edu.sg

This work was supported by the Singapore National Research Foundation (NRF) under grant number R-252-000-A74-281.

In addition, [14] provided theoretical guarantees on their proposed algorithm, essentially showing that an L -Lipschitz generative model with bounded k -dimensional inputs leads to reliable recovery with $m = O(k \log L)$ random Gaussian measurements (see Section II for a precise statement). Moreover, for a ReLU network generative model from \mathbb{R}^k to \mathbb{R}^n with width w and depth d (see Appendix C for definitions), it suffices to have $m = O(kd \log w)$. Some further related works are outlined below.

In this paper, we address a prominent gap in the existing literature by establishing *algorithm-independent lower bounds* on the number of measurements needed. Using tools from minimax statistical analysis, we show that for generative models satisfying the assumptions of [14], the above-mentioned dependencies $m = O(k \log L)$ and $m = O(kd \log w)$ cannot be improved (or in the latter case, cannot be improved by more than a $\log n$ factor) without further assumptions. Our argument is essentially based on a reduction to compressive sensing with a *group sparsity* model (e.g., see [15]), i.e., forming a generative model that is capable of producing such signals.

A. Related Work

The above-mentioned work of Bora *et al.* [14] performed the theoretical analysis assuming that one can find an input to the generative model minimizing an empirical loss function up to a given additive error (see Theorem 1 below). In practice, such a minimization problem may be hard, so it was proposed to use gradient descent in the latent space (i.e., on input vectors to the generative model).

A variety of follow-up works of [14] provided additional theoretical guarantees for compressive sensing with generative models. For example, instead of using a gradient descent algorithm as in [14], the authors of [16], [17] provide recovery guarantees for a projective gradient descent algorithm under various assumptions, where now the gradient steps are taken in the ambient space (i.e., on output vectors from the generative model).

In [14], the recovered signal is assumed to lie in (or close to) the range of the generative model $G(\cdot)$, which poses limitations for cases that the true signal is further from the range of $G(\cdot)$. To overcome this problem, a more general model allowing sparse deviations from the range of $G(\cdot)$ was introduced and analyzed in [18].

In the case that the generative model is a ReLU network, under certain assumptions on the layer sizes and randomness assumptions on the weights, the authors of [19] show that the non-convex objective function given by empirical risk minimization does not have any spurious stationary points, and accordingly establish a simple gradient-based algorithm that is guaranteed to find the global minimum.

Sample complexity upper bounds are presented in [20] for various generalizations of the original model in [14], namely, non-Gaussian measurements, non-linear observations models, and heavy-tailed responses. Another line of works considers compressive sensing via *untrained* neural network models [21], [22], but these are less relevant to the present paper.

Despite this progress, to the best of our knowledge, there is no literature providing *algorithm-independent lower bounds* on the number of measurements needed, and without these, it is unclear to what extent the existing results can be improved. In particular, this is explicitly posed as an open problem in [20].

On the other hand, algorithm-independent lower bounds are well-established for sparsity-based compressive sensing [9], [11], [12], [23]–[27], and parts of our analysis will build on the techniques in these works.

B. Contributions

In this paper, we establish information-theoretic lower bounds that certify the optimality or near-optimality of the above-mentioned upper bounds from [14]. More specifically, our main results are as follows:

- In Section III, we construct a bounded L -Lipschitz generative model capable of generating group-sparse signals, and show that the resulting necessary number of measurements for accurate recovery is $\Omega(k \log L)$.
- In Section IV, using similar ideas, we construct two-layer ReLU networks with a large width w requiring $\Omega(k \log w)$ measurements for accurate recovery, as well as lower-width ReLU networks with a large depth d requiring $\Omega(kd)$ measurements.

Note that these results are only summarized informally here; see the relevant sections for formal statements, and in particular Theorems 3, 4, and 7.

II. PROBLEM SETUP AND OVERVIEW OF UPPER BOUNDS

In this section, we formally introduce the problem, and overview one of the main results of [14] giving an upper bound on the sample complexity for Lipschitz-continuous generative models, so as to set the stage for our algorithm-independent lower bounds.

Compressive sensing aims to reconstruct an unknown vector \mathbf{x}^* from a number of noisy linear measurements of the form $\mathbf{y} = \mathbf{A}\mathbf{x}^* + \boldsymbol{\eta}$ (formally defined below). In [14], instead of making use of the common assumption that \mathbf{x}^* is k -sparse [1], the authors assume that \mathbf{x}^* is close to some vector in the range of a generative function $G(\cdot)$. We adopt the same setup as [14], but for convenience we consider both rectangular and spherical input domains (whereas [14] focused on the latter). In more detail, the setup is as follows:

- A *generative model* is a function $G : \mathcal{D} \rightarrow \mathbb{R}^n$, with latent dimension k , ambient dimension n , and input domain $\mathcal{D} \subseteq \mathbb{R}^k$.
- When the signal to be estimated is $\mathbf{x}^* \in \mathbb{R}^n$, the observed vector is given by

$$\mathbf{y} = \mathbf{A}\mathbf{x}^* + \boldsymbol{\eta}, \quad (1)$$

where $\mathbf{A} \in \mathbb{R}^{m \times n}$ is the measurement matrix, $\boldsymbol{\eta} \in \mathbb{R}^m$ is the noise vector, and m is the number of measurements. For now \mathbf{x}^* is arbitrary, but should be thought of as being close to $G(\mathbf{z})$ for some $\mathbf{z} \in \mathcal{D}$.

- We define the ℓ_2 -ball $B_2^k(r) := \{\mathbf{z} \in \mathbb{R}^k : \|\mathbf{z}\|_2 \leq r\}$, and the ℓ_∞ -ball $B_\infty^k(r) := \{\mathbf{z} \in \mathbb{R}^k : \|\mathbf{z}\|_\infty \leq r\}$. We will focus primarily on the case that the input domain \mathcal{D} is of one of these two types, and we refer to the cases as *spherical domains* and *rectangular domains*.
- For $S \subseteq \mathcal{D} \subseteq \mathbb{R}^k$, we define

$$G(S) = \{\mathbf{x} \in \mathbb{R}^n : \mathbf{x} = G(\mathbf{z}) \text{ for some } \mathbf{z} \in S\}. \quad (2)$$

When $S = \mathcal{D}$ is the domain of G , we also use the notation $\text{Range}(G) = G(\mathcal{D})$, which we call the *range* of the generative model.

One of the two main results in [14] is the following, providing general recovery guarantees for compressive sensing with generative models and Gaussian measurements.

Theorem 1. ([14, Thm. 1.2]) Fix $r > 0$, let $G : B_2^k(r) \rightarrow \mathbb{R}^n$ be an L -Lipschitz function, and let $\mathbf{A} \in \mathbb{R}^{m \times n}$ be a random measurement matrix whose entries are i.i.d. with distribution $A_{ij} \sim \mathcal{N}(0, \frac{1}{m})$. Given the observed vector $\mathbf{y} = \mathbf{A}\mathbf{x}^* + \boldsymbol{\eta}$, let $\hat{\mathbf{z}}$ minimize $\|\mathbf{y} - \mathbf{A}G(\mathbf{z})\|_2$ to within additive error ϵ of the optimum over $\mathbf{z} \in B_2^k(r)$. Then, for any number of measurements satisfying $m \geq Ck \log \frac{Lr}{\delta}$ for a universal constant C and any $\delta > 0$, the following holds with probability $1 - e^{-\Omega(m)}$:

$$\|G(\hat{\mathbf{z}}) - \mathbf{x}^*\|_2 \leq 6 \min_{\mathbf{z}^* \in B_2^k(r)} \|G(\mathbf{z}^*) - \mathbf{x}^*\|_2 + 3\|\boldsymbol{\eta}\|_2 + 2\epsilon + 2\delta. \quad (3)$$

The sample complexity $m = O(k \log \frac{Lr}{\delta})$ comes from the covering number of $B_2^k(r)$ with parameter $\frac{\delta}{L}$ (see Appendix A for formal definitions), which is $\exp(O(k \log \frac{Lr}{\delta}))$. The analysis of [14] extends directly to other compact domains $\mathcal{D} \subseteq \mathbb{R}^k$; in the following, we provide the extension to the rectangular domain $\mathcal{D} = B_\infty^k(r)$, which will be particularly relevant in this paper. The covering number of $B_\infty^k(r)$ with parameter $\frac{\delta}{L}$ is $\exp(O(k \log \frac{Lr\sqrt{k}}{\delta}))$ (see Appendix A), and as a result, the sample complexity becomes $m = O(k \log \frac{Lr\sqrt{k}}{\delta})$, and we have the following.

Theorem 2. (Adapted from [14, Thm. 1.2]) Fix $r > 0$, let $G : B_\infty^k(r) \rightarrow \mathbb{R}^n$ be an L -Lipschitz function, and let $\mathbf{A} \in \mathbb{R}^{m \times n}$ be a random measurement matrix whose entries are i.i.d. with distribution $A_{ij} \sim \mathcal{N}(0, \frac{1}{m})$. Given the observed vector $\mathbf{y} = \mathbf{A}\mathbf{x}^* + \boldsymbol{\eta}$, let $\hat{\mathbf{z}}$ minimize $\|\mathbf{y} - \mathbf{A}G(\mathbf{z})\|_2$ to within additive error ϵ of the optimum over $\mathbf{z} \in B_\infty^k(r)$. Then, with a number of measurements satisfying $m \geq Ck \log \frac{Lr\sqrt{k}}{\delta}$ for a universal constant C and any $\delta > 0$, the following holds with probability $1 - e^{-\Omega(m)}$:

$$\|G(\hat{\mathbf{z}}) - \mathbf{x}^*\|_2 \leq 6 \min_{\mathbf{z}^* \in B_\infty^k(r)} \|G(\mathbf{z}^*) - \mathbf{x}^*\|_2 + 3\|\boldsymbol{\eta}\|_2 + 2\epsilon + 2\delta. \quad (4)$$

Another main result of [14] (namely, Theorem 1.1 therein) concerns the sample complexity for generative models formed by neural networks with ReLU activations. We also establish corresponding lower bounds for such results, but the formal statements are deferred to Section IV.

For the sake of comparison with our lower bounds, it will be useful to manipulate Theorems 1 and 2 into a different form. To do this, we specialize the setting as follows:

- We assume that $\mathbf{x}^* \in \text{Range}(G)$, so that the first terms in (3) and (4) become zero.
- We consider the case that the constrained minimum of $\|\mathbf{y} - \mathbf{A}G(\mathbf{z})\|_2$ can be found exactly, so that $\epsilon = 0$.
- We consider the case of i.i.d. Gaussian noise: $\boldsymbol{\eta} \sim \mathcal{N}(0, \frac{\alpha}{m} \mathbf{I}_m)$, where \mathbf{I}_m is the $m \times m$ identity matrix, and $\alpha > 0$ is a positive constant indicating the noise level. By standard χ^2 -concentration [2, Sec. 2.1], we have $\|\boldsymbol{\eta}\|_2^2 \leq 2\alpha$ with probability $1 - e^{-\Omega(m)}$, and when this holds, the term $3\|\boldsymbol{\eta}\|_2$ is upper bounded by $3\sqrt{2\alpha}$.
- We focus on the case that the goal is to bring the error bound down to the noise level, and hence, we set $\delta = \sqrt{\alpha}$ to match the $\|\boldsymbol{\eta}\|_2$ term (to within a constant factor) with high probability.

In this specialized setting, we have the following.

Corollary 1. Consider the setup of Theorem 1 with $\mathbf{x}^* = G(\mathbf{z}^*)$ for some $\mathbf{z}^* \in B_2^k(r)$, no optimization error ($\epsilon = 0$), i.i.d. Gaussian noise $\boldsymbol{\eta} \sim \mathcal{N}(0, \frac{\alpha}{m} \mathbf{I}_m)$ with $\alpha > 0$, and $\delta = \sqrt{\alpha}$. Then, when $m \geq Ck \log \frac{Lr}{\sqrt{\alpha}}$ for a universal constant C , we have

$$\sup_{\mathbf{x}^* \in \text{Range}(G)} \mathbb{E}[\|G(\hat{\mathbf{z}}) - \mathbf{x}^*\|_2^2] \leq C'\alpha \quad (5)$$

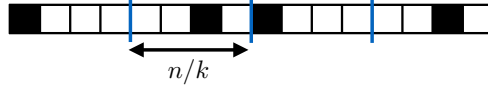


Figure 1. Example of a k -group-sparse signal with length $n = 16$ and sparsity $k = 4$. Each segment of size $\frac{n}{k} = 4$ has one non-zero entry.

for a universal constant C' . Analogously, we have the same result under the setup of Theorem 2 (i.e., $\mathcal{D} = B_\infty^k(r)$) when $\mathbf{z}^* \in B_\infty^k(r)$ and $m \geq Ck \log \frac{Lr\sqrt{k}}{\sqrt{\alpha}}$.

Proof. We first prove the case of a spherical domain using Theorem 1. Since $\|\boldsymbol{\eta}\|_2^2 \leq 2\alpha$ with probability $1 - e^{-\Omega(m)}$ as mentioned above, and since $\delta = \sqrt{\alpha}$, Theorem 1 (with the first and third terms in (3) removed due to our assumptions) yields the following:

$$\|G(\hat{\mathbf{z}}) - \mathbf{x}^*\|_2^2 = O(\alpha) \quad (6)$$

with probability at least $1 - e^{-\Omega(m)}$. On the other hand, when this high-probability event fails, we can trivially upper bound $\|G(\hat{\mathbf{z}}) - \mathbf{x}^*\|_2$ by the maximum difference between *any* two vectors in \mathbb{R}^n generated by G . Since the input domain is $B_\infty^k(r)$ and G is L -Lipschitz, we have $\|G(\hat{\mathbf{z}}) - \mathbf{x}^*\|_2 \leq 2Lr$, and combining the preceding findings gives

$$\mathbb{E}[\|G(\hat{\mathbf{z}}) - \mathbf{x}^*\|_2^2] \leq O(\alpha) + 4L^2r^2e^{-\Omega(m)}. \quad (7)$$

Finally, observe that $4L^2r^2e^{-\Omega(m)}$ behaves as $O(\alpha)$ provided that $m = \Omega(\log \frac{L^2r^2}{\alpha})$ with a sufficiently large implied constant. This condition is milder than the assumed $m = \Omega(k \log \frac{Lr}{\sqrt{\alpha}})$ behavior, and the result follows.

The analogous claim following from Theorem 2 (with $\mathbf{z} \in B_\infty^k(r)$) is proved in an identical manner, with the only notable difference being that the worst-case bound $\|G(\hat{\mathbf{z}}) - \mathbf{x}^*\|_2 \leq 2Lr$ is replaced by $\|G(\hat{\mathbf{z}}) - \mathbf{x}^*\|_2 \leq 2Lr\sqrt{k}$. \square

III. LOWER BOUND FOR BOUNDED LIPSCHITZ-CONTINUOUS MODELS

In this section, we construct a Lipschitz-continuous generative model that can generate bounded k -group-sparse vectors. Then, by making use of minimax statistical analysis for group-sparse recovery, we provide information-theoretic lower bounds that match the upper bounds in Corollary 1.

A. Choice of Generative Model for the Rectangular Domain $B_\infty^k(r)$

We would like to construct an L -Lipschitz function $G : B_\infty^k(r) \rightarrow \mathbb{R}^n$ such that recovering an arbitrary \mathbf{x}^* in its range with high probability and with $O(\alpha)$ squared error requires $m = \Omega(k \log \frac{Lr\sqrt{k}}{\sqrt{\alpha}})$. Recall that we consider $\mathbf{y} = \mathbf{A}\mathbf{x}^* + \boldsymbol{\eta}$ with $A_{ij} \sim \mathcal{N}(0, \frac{1}{m})$ and $\boldsymbol{\eta} \sim \mathcal{N}(0, \frac{\alpha}{m}\mathbf{I}_m)$.

Our approach is to construct such a generative model that is able to generate group-sparse signals, and then follow the steps of the minimax converse for (group-)sparse estimation [11], [23]. More precisely, we say that a

signal in \mathbb{R}^n is k -group-sparse if, when divided into k blocks of size $\frac{n}{k}$,¹ each block contains at most one non-zero entry.² See Figure 1 for an illustration. We define

$$\mathcal{S}_k = \{\mathbf{x} \in \mathbb{R}^n : \mathbf{x} \text{ is } k\text{-group-sparse}\}, \quad (8)$$

and the following constrained variants:

$$\mathcal{S}_k(x_{\max}) = \{\mathbf{x} \in \mathcal{S}_k : \|\mathbf{x}\|_{\infty} \leq x_{\max}\}, \quad (9)$$

$$\bar{\mathcal{S}}_k(\xi) = \{\mathbf{x} \in \mathcal{S}_k : \|\mathbf{x}\|_0 = k, \|\mathbf{x}\|_{\infty} = \xi\}. \quad (10)$$

The vectors in $\bar{\mathcal{S}}_k(\xi)$ have exactly k non-zero entries all having magnitude ξ . These vectors alone will suffice for establishing our lower bound (with a suitable choice of ξ), but we construct a generative model capable of producing all signals in $\mathcal{S}_k(x_{\max})$; this is done as follows:

- The output vector $\mathbf{x} \in \mathbb{R}^n$ is divided into k blocks of length $\frac{n}{k}$, denoted by $\mathbf{x}^{(1)}, \dots, \mathbf{x}^{(k)} \in \mathbb{R}^{\frac{n}{k}}$.
- A given block $\mathbf{x}^{(i)}$ is only a function of the corresponding input z_i , for $i = 1, \dots, k$.
- The mapping from z_i to $\mathbf{x}^{(i)}$ is as shown in Figure 2. The interval $[-r, r]$ is divided into $\frac{n}{k}$ intervals of length $\frac{2rk}{n}$, and the j -th entry of $\mathbf{x}^{(i)}$ can only be non-zero if z_i takes a value in the j -th interval. Within that interval, the mapping takes a “double-triangular” shape – the endpoints and midpoint are mapped to zero, the points $\frac{1}{4}$ and $\frac{3}{4}$ of the way into the interval are mapped to x_{\max} and $-x_{\max}$ respectively, and the remaining points follow a linear interpolation. As a result, all values in the range $[-x_{\max}, x_{\max}]$ can be produced.

While this generative model is considerably simpler than those used to generate complex synthetic data (e.g., natural images), it suffices for our purposes because it satisfies the assumptions imposed in [14]. Our main goal is to show that the results of [14] cannot be improved without further assumptions.

The simplicity of the preceding generative model permits a direct calculation of the Lipschitz constant, stated as follows.

Lemma 1. *The generative model $G : B_{\infty}^k(r) \rightarrow \mathcal{S}_k(x_{\max})$ described above, with parameters n , k , r , and x_{\max} , has a Lipschitz constant given by*

$$L = \frac{2nx_{\max}}{kr}. \quad (11)$$

Proof. Recall that $\mathbf{x}^{(i)}$ is the length- $\frac{n}{k}$ block corresponding to z_i , and for concreteness consider $i = 1$. For two distinct $\mathbf{x}^{(1)}, \bar{\mathbf{x}}^{(1)} \in \mathbb{R}^{\frac{n}{k}}$, it is easy to see that the ratio $\frac{\|\mathbf{x}^{(1)} - \bar{\mathbf{x}}^{(1)}\|_2}{|z_1 - \bar{z}_1|}$ is maximized when z_1 and \bar{z}_1 are in the same

¹To simplify the notation, we assume that n is an integer multiple of k . For general values of n , the same analysis goes through by letting the final $n - k\lfloor \frac{n}{k} \rfloor$ entries of \mathbf{x} always equal zero.

²More general notions of group sparsity exist, but for compactness we simply refer to this specific notion as k -group-sparse.

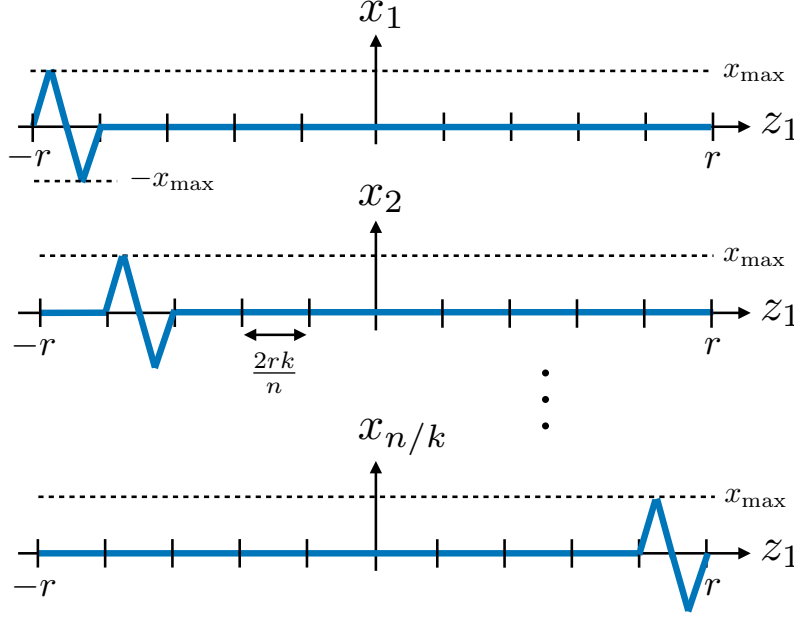


Figure 2. Generative model that produces sparse signals. This figure shows the mapping from $z_1 \rightarrow (x_1, \dots, x_{\frac{n}{k}})$, and the same relation holds for $z_2 \rightarrow (x_{\frac{n}{k}+1}, \dots, x_{\frac{2n}{k}})$ and so on up to $z_k \rightarrow (x_{n-k+1}, \dots, x_n)$.

small interval with length $\frac{2kr}{n}$. This implies that the Lipschitz constant for the sub-block is the absolute value of the slope of a line segment in that interval, denoted by $L_0 = \frac{2nx_{\max}}{kr}$. Then, combining the k sub-blocks, we have

$$\|\mathbf{x} - \bar{\mathbf{x}}\|_2^2 = \sum_{i=1}^k \|\mathbf{x}^{(i)} - \bar{\mathbf{x}}^{(i)}\|_2^2 \quad (12)$$

$$\leq L_0^2 \sum_{i=1}^k (z_1 - \bar{z}_1)^2 \quad (13)$$

$$= L_0^2 \|\mathbf{z} - \bar{\mathbf{z}}\|_2^2, \quad (14)$$

so the overall Lipschitz constant is also $L = L_0 = \frac{2nx_{\max}}{kr}$. \square

B. Minimax Lower Bound for Group-Sparse Recovery

Consider the problem of estimating a k -group-sparse signal $\mathbf{x}^* \in \bar{\mathcal{S}}_k(\xi)$ (see (10)) from linear measurements $\mathbf{y} = \mathbf{A}\mathbf{x}^* + \boldsymbol{\eta}$, where $\boldsymbol{\eta} \sim \mathcal{N}(0, \sigma^2 \mathbf{I}_m)$ (we will later substitute $\sigma^2 = \frac{\alpha}{m}$). Specifically, given knowledge of \mathbf{A} and \mathbf{y} , an estimate $\hat{\mathbf{x}}$ is formed. We are interested in establishing a lower bound on the minimax risk $\inf_{\hat{\mathbf{x}}} \sup_{\mathbf{x}^* \in \bar{\mathcal{S}}_k(\xi)} \mathbb{E}_{\mathbf{x}^*} [\|\mathbf{x}^* - \hat{\mathbf{x}}\|_2^2]$, where $\mathbb{E}_{\mathbf{x}^*}$ denotes expectation when the underlying vector is \mathbf{x}^* .

The following lemma states a minimax lower bound for k -group-sparse recovery under a suitable choice of ξ . This result can be proved using similar steps to the case of k -sparse recovery (without group structure) [11], [23], with suitable modifications.

Lemma 2. Consider the problem of k -group-sparse recovery with parameters n , m , k , and σ^2 , with a given measurement matrix $\mathbf{A} \in \mathbb{R}^{m \times n}$. If $n \geq C_0 k$ for an absolute constant C_0 , and if $\xi = \sqrt{\frac{n\sigma^2 \log \frac{n}{k}}{4\|\mathbf{A}\|_F^2}}$, then we have

$$\inf_{\hat{\mathbf{x}}} \sup_{\mathbf{x}^* \in \mathcal{S}_k(\xi)} \mathbb{E}_{\mathbf{x}^*} [\|\mathbf{x}^* - \hat{\mathbf{x}}\|_2^2] \geq \frac{n\sigma^2 k \log \frac{n}{k}}{64\|\mathbf{A}\|_F^2}. \quad (15)$$

In particular, to achieve $\inf_{\hat{\mathbf{x}}} \sup_{\mathbf{x}^* \in \bar{\mathcal{S}}_k(\xi)} \mathbb{E}_{\mathbf{x}^*} [\|\mathbf{x}^* - \hat{\mathbf{x}}\|_2^2] \leq C_1 m \sigma^2$ for a positive constant $C_1 > 0$, we require

$$m \geq \frac{nk \log \frac{n}{k}}{64C_1 \|\mathbf{A}\|_F^2}. \quad (16)$$

Proof. See Appendix B. □

Of course, (15) trivially remains true when the supremum is taken over any set containing $\bar{\mathcal{S}}_k(\xi)$, in particular including $\mathcal{S}_k(x_{\max})$ for any $x_{\max} \geq \xi$.

C. Statement of Main Result

Combining the preceding auxiliary results, we deduce the following information-theoretic lower bound for compressive sensing with generative models.

Theorem 3. Consider the problem of compressive sensing with L -Lipschitz generative models with input domain $B_\infty^k(r)$, and i.i.d. $N(0, \frac{\alpha}{m})$ noise. Let $C_1 > 0$ and $C_{\mathbf{A}} > 0$ be fixed constants, and assume that $L \geq \Omega(\frac{1}{r} \sqrt{\frac{\alpha}{k}})$ with a sufficiently large implied constant. Then there exists an L -Lipschitz generative model $G : B_\infty^k(r) \rightarrow \mathbb{R}^n$ (and associated output dimension n) such that, for any $\mathbf{A} \in \mathbb{R}^{m \times n}$ satisfying $\|\mathbf{A}\|_F^2 = C_{\mathbf{A}} n$, if we have

$$\sup_{\mathbf{x}^* \in \text{Range}(G)} \mathbb{E}[\|G(\hat{\mathbf{z}}) - \mathbf{x}^*\|_2^2] \leq C_1 \alpha \quad (17)$$

then we must also have $m = \Omega(k \log \frac{Lr\sqrt{k}}{\sqrt{\alpha}})$.

Proof. We are free to choose the output dimension n to our liking for the purpose of proving the theorem, and accordingly, we set

$$n = \frac{C' L r k \sqrt{k}}{\sqrt{\alpha}} \quad (18)$$

for some constant C' to be chosen later. As a result, we have

$$k \log \frac{n}{k} = k \log \frac{C' L r \sqrt{k}}{\sqrt{\alpha}} = \Theta\left(k \log \frac{L r \sqrt{k}}{\sqrt{\alpha}}\right) \quad (19)$$

since we assumed that $L \geq \Omega(\frac{1}{r} \sqrt{\frac{\alpha}{k}})$ with a sufficiently large implied constant. Hence, it suffices to show that $m = \Omega(k \log \frac{n}{k})$ is necessary for achieving (17).

To do this, we make use of Lemma 2 on k -group-sparse recovery, and the fact that our choice of generative model is able to produce such signals. Since we assumed that $\|\mathbf{A}\|_F^2 = C_{\mathbf{A}} n$, the contrapositive form of Lemma 2 states that under the assumptions therein, it is not possible to achieve (17) when

$$m < \frac{nk \log \frac{n}{k}}{64C_1 C_{\mathbf{A}}}. \quad (20)$$

While this has the desired $k \log \frac{n}{k}$ behavior, the result only holds true under the conditions $n \geq C_0 k$ and $x_{\max} \geq \xi = \sqrt{\frac{\alpha \log \frac{n}{k}}{4C_A m}}$ from Lemma 2 (after setting $\sigma^2 = \frac{\alpha}{m}$ and $\|\mathbf{A}\|_F^2 = C_A n$). We proceed by checking that the assumptions of Theorem 3 imply that both of these conditions are true.

The condition $n \geq C_0 k$ follows directly from (18) and the assumption that $L \geq \Omega(\frac{1}{r} \sqrt{\frac{\alpha}{k}})$ with a sufficiently large implied constant. For the condition on x_{\max} , we equate the condition $L = \frac{n\sqrt{\alpha}}{C' r k \sqrt{k}}$ from (18) with the finding $L = \frac{2n x_{\max}}{k r}$ from Lemma 1; canceling the $\frac{n}{k r}$ terms and re-arranging gives

$$x_{\max} = \frac{\sqrt{\alpha}}{2C' \sqrt{k}}. \quad (21)$$

As a result, we have the required condition $x_{\max} \geq \sqrt{\frac{\alpha \log \frac{n}{k}}{4C_A m}}$ as long as

$$m \geq \frac{(C')^2}{C_A} k \log \frac{n}{k}. \quad (22)$$

Hence, we have shown that it is impossible to achieve (17) in the case that both (22) and (20) hold. To make these two conditions consistent, we set $C' = \frac{1}{\sqrt{128C_1}}$, meaning (22) reduces to $m \geq \frac{1}{128C' C_A} k \log \frac{n}{k}$.

The preceding findings show, in particular, that if m is the largest integer satisfying (20) (henceforth denoted by m^*), then it is impossible to achieve (17). To show that the same is true for all smaller values of m , we use the simple fact that additional measurements can only ever help. More formally, suppose that $\tilde{\mathbf{A}}$ is an $m_0 \times n$ measurement matrix achieving (17) for some $m_0 < m^*$. Consider adding $m^* - m_0$ rows of zeros to $\tilde{\mathbf{A}}$ to produce \mathbf{A} , so that $\|\mathbf{A}\|_F = \|\tilde{\mathbf{A}}\|_F$. If one ignores the final $m^* - m_0$ entries of \mathbf{y} , then the problem of recovery from m^* measurements is reduced to that from m_0 measurements. In fact, in the latter case, the noise variance is also reduced to $\frac{\alpha}{m^*} < \frac{\alpha}{m_0}$, but to precisely recover the desired setting corresponding to m_0 measurements, the recovery algorithm can artificially add $N(0, \frac{\alpha}{m_0} - \frac{\alpha}{m^*})$ noise to each entry. \square

Theorem 3 not only shows that the scaling laws of Corollary 1 cannot be improved under i.i.d. $N(0, \frac{1}{m})$ measurements (in which case $\|\mathbf{A}\|_F^2$ is close to n with high probability), but also that no further improvements (beyond constant factors) are possible even for general measurement matrices having a similar Frobenius norm. The result holds under the assumption that $L \geq \Omega(\frac{1}{r} \sqrt{\frac{\alpha}{k}})$ with a sufficiently large implied constant, which is a very mild assumption since for fixed r and α , the right-hand side tends to zero as k grows large (whereas typical Lipschitz constants are at least equal to one, if not much higher).³

D. Extension to the Spherical Domain $B_2^k(r)$

The above analysis focuses on the rectangular domain $B_\infty^k(r)$. At first glance, it may appear non-trivial to use the same ideas to obtain corresponding lower bounds for the spherical domain $B_2^k(r)$. However, in the following we show that by simply considering the largest possible ℓ_∞ -ball inside the ℓ_2 -ball, we can obtain a matching lower bound to Corollary 1 even for spherical domains. The fact that this crude approach gives a tight result is somewhat surprising, and is discussed further below.

³In fact, if we were to have $L = o(\frac{1}{r} \sqrt{\frac{\alpha}{k}})$, then the $O(k \log \frac{L r \sqrt{k}}{\sqrt{\alpha}})$ scaling of Corollary 1 would seemingly not make sense. The explanation is that in this regime, outputting *any* $\hat{\mathbf{z}} \in B_\infty^k(r)$ suffices for the recovery guarantee, and no measurements are needed at all.

Let $G_{\text{rect},r}$ denote the above-formed generative model for rectangular domains with radius r , and note that $\mathcal{B}_\infty^k(\frac{r}{\sqrt{k}}) \subseteq \mathcal{B}_2^k(r) \subseteq \mathcal{B}_\infty^k(r)$. To handle the spherical domain $B_2^k(r)$, we construct the generative model $G(\cdot)$ as follows:

- For any $\mathbf{z} \in \mathcal{B}_\infty^k(\frac{r}{\sqrt{k}})$, we simply let $G(\mathbf{z}) = G_{\text{rect},\frac{r}{\sqrt{k}}}(\mathbf{z})$. It is only these input values that will be used to establish the lower bound, as these values alone suffice for generating all of $\mathcal{S}_k(x_{\max})$. However, we still need to set the other values to ensure that Lipschitz continuity is maintained.
- To handle the other values of \mathbf{z} , we extend the functions in Figure 2 (with $\frac{r}{\sqrt{k}}$ in place of r) to take values on the whole real line: For all values outside the indicated interval, each function value simply remains zero.
- The preceding dot point leads to a Lipschitz-continuous function defined on all of \mathbb{R}^k , and we simply take $G(\cdot)$ to be that function restricted to $\mathcal{B}_\infty^k(r)$.

By the first dot point above, we can directly apply Theorem 3 with $\frac{r}{\sqrt{k}}$ in place of r , yielding the following.

Theorem 4. *Consider the problem of compressive sensing with L -Lipschitz generative models, with input domain $B_2^k(r)$ and i.i.d. $N(0, \frac{\alpha}{m})$ noise. Let $C_1 > 0$ and $C_{\mathbf{A}} > 0$ be fixed constants, and assume that $L \geq \Omega(\frac{\sqrt{\alpha}}{r})$ with a sufficiently large implied constant. Then there exists an L -Lipschitz generative model $G : B_2^k(r) \rightarrow \mathbb{R}^n$ (and associated output dimension n) such that, for any $\mathbf{A} \in \mathbb{R}^{m \times n}$ satisfying $\|\mathbf{A}\|_{\text{F}}^2 = C_{\mathbf{A}}n$, if we have*

$$\sup_{\mathbf{x}^* \in \text{Range}(G)} \mathbb{E}[\|G(\hat{\mathbf{z}}) - \mathbf{x}^*\|_2^2] \leq C_1 \alpha \quad (23)$$

then we must also have $m = \Omega(k \log \frac{Lr}{\sqrt{\alpha}})$.

This result establishes the tightness of Corollary 1 up to constant factors for spherical domains. The assumption $L \geq \Omega(\frac{\sqrt{\alpha}}{r})$ is different from that of Theorem 3, but is similarly mild (see the discussion in Footnote 3 on Page 9).

The above reduction may appear to be overly crude, because as k grows large the volume of $B_\infty^k(\frac{r}{\sqrt{k}})$ is a vanishingly small fraction of the volume of $B_2^k(r)$. However, as discussed following Theorem 1, the key geometric quantity in the proof of the upper bound is in fact the covering number (see also Appendix A), and both $B_2^k(r)$ and $B_\infty^k(\frac{r}{\sqrt{k}})$ yield the same scaling laws for the logarithm of the covering number (with a sufficiently small distance parameter). As a result, it is reasonable to expect that these two domains also require the same scaling laws on the number of measurements.

IV. GENERATIVE MODELS BASED ON ReLU NETWORKS

In this section, as opposed to considering general Lipschitz-continuous generative models, we provide a more detailed treatment of neural networks with ReLU activations (see Appendix C for brief definitions). We are particularly interested in comparing against the following result from [14]; this result holds even when the domain is unbounded ($\mathcal{D} = \mathbb{R}^k$), so we do not need to distinguish between the rectangular and spherical domains.

Theorem 5. ([14, Thm. 1.1]) *Let $G : \mathbb{R}^k \rightarrow \mathbb{R}^n$ be a generative model from a d -layer neural network with ReLU activations⁴ and at most w nodes per layer, and let $\mathbf{A} \in \mathbb{R}^{m \times n}$ be a random measurement matrix whose entries are*

⁴As discussed in [14], the same result holds for any piecewise linear activation with two components (e.g., leaky ReLU).

i.i.d. with distribution $A_{ij} \sim \mathcal{N}(0, \frac{1}{m})$. Given the observed vector $\mathbf{y} = \mathbf{A}\mathbf{x}^* + \boldsymbol{\eta}$, let $\hat{\mathbf{z}}$ minimize $\|\mathbf{y} - \mathbf{A}G(\mathbf{z})\|_2$ to within additive error ϵ of the optimum over $\mathbf{z} \in \mathbb{R}^k$. Then, with a number of measurements satisfying $m \geq Ckd \log w$ for a universal constant C and any $\delta > 0$, the following holds with probability $1 - e^{-\Omega(m)}$:

$$\|G(\hat{\mathbf{z}}) - \mathbf{x}^*\|_2 \leq 6 \min_{\mathbf{z}^* \in \mathbb{R}^k} \|G(\mathbf{z}^*) - \mathbf{x}^*\|_2 + 3\|\boldsymbol{\eta}\|_2 + 2\epsilon. \quad (24)$$

It is interesting to note that this result makes no assumptions about the neural network weights (nor domain size), but rather, only the input size, width, and depth. In addition, we have the following counterpart to Corollary 1, with a slight modification to only state the existence of a good matrix \mathbf{A} rather than concerning Gaussian random matrices.

Corollary 2. Consider the setup of Theorem 5 with $\mathbf{x}^* = G(\mathbf{z}^*)$ for some $\mathbf{z}^* \in \mathbb{R}^k$, no optimization error ($\epsilon = 0$), and i.i.d. Gaussian noise $\boldsymbol{\eta} \sim \mathcal{N}(0, \frac{\alpha}{m}\mathbf{I}_m)$ with $\alpha > 0$, but with a deterministic measurement matrix \mathbf{A} in place of the random Gaussian measurement matrix. Then, when $m \geq Ckd \log w$ for a universal constant C , there exists some such \mathbf{A} with $\frac{n}{2} \leq \|\mathbf{A}\|_F^2 \leq \frac{3n}{2}$ such that

$$\sup_{\mathbf{x}^* \in \text{Range}(G)} \mathbb{E}[\|G(\hat{\mathbf{z}}) - \mathbf{x}^*\|_2^2] \leq C'\alpha \quad (25)$$

for a universal constant C' .

Proof. We need to modify the proof of Corollary 1, since in principle we may no longer have a bound on the error when the high-probability event in Theorem 4 fails. Fortunately, an inspection of the proof of Theorem 5 in [14] reveals that the high-probability event only amounts to establishing properties of \mathbf{A} , most notably including the so-called *restricted eigenvalue condition*. Since the conclusion of Theorem 5 holds on average when \mathbf{A} has i.i.d. $\mathcal{N}(0, \frac{1}{m})$ entries, it also holds for the best possible choice of \mathbf{A} . Since standard χ^2 concentration [2, Sec. 2.1] yields $\frac{n}{2} \leq \|\mathbf{A}\|_F^2 \leq \frac{3n}{2}$ with probability $1 - e^{-\Omega(mn)}$ for Gaussian measurements, we may also assume that the “best possible” \mathbf{A} here satisfies such a condition.

Instead of treating tail values of $\boldsymbol{\eta}$ as low-probability events as in the proof of Corollary 2, here we simply note square both sides of (24) (with the first and third terms replaced by zero due to our assumptions) and take the average to deduce (25) (since $\mathbb{E}[\|\boldsymbol{\eta}\|_2^2] = \alpha$). \square

Before establishing corresponding lower bounds to this result, it is useful to first discuss how the generative model from Figure 2 can be constructed using ReLU networks; this is done in Section IV-A. In Section IV-B, we build on these ideas to form different (but related) generative models that properly reveal the dependence of m on the width and depth.

A. Constructing the Generative Model Used in Theorem 3

In the case of a rectangular domain, the triangular shapes of the mappings in Figure 2 are such that the generative model $G(z)$ can *directly* be implemented as a ReLU network with a single hidden layer. Indeed, this would remain true if the mappings between z_i and x_j (with x_j being a single entry of $\mathbf{x}^{(i)}$) in Figure 2 were replaced by *any* piecewise linear function [28].

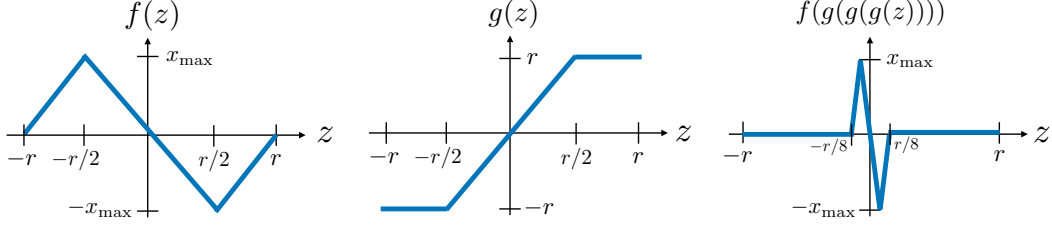


Figure 3. Illustration of how the functions in Figure 2 can be generated using a deep ReLU network with bounded weights. The right-most function is centered at zero, but by including additional offset terms, this can be shifted to different locations in $[-r, r]$.

A limitation of this interpretation as a one-layer ReLU network is that for increasing values of L , the corresponding network has increasingly large weights. In particular, for fixed values of r and α , a re-arrangement of (18) gives $L = \Theta(\frac{n}{k\sqrt{k}})$, which amounts to large weights in the case that $n \gg k\sqrt{k}$.

In the following, we argue that the construction of Figure 2 can be implemented using a *deep* ReLU network with *bounded* weights. To see this, we use similar ideas to those used to generate rapidly-varying (e.g., “sawtooth”) functions using ReLU networks [28].

Consider the functions $f(z)$ and $g(z)$ shown in Figure 3. If we compose $g(\cdot)$ with itself D times, then we obtain a function equaling $-r$ for $z \in [-r, -r2^{-D}]$, equaling r for $z \in [r2^D, r]$, and linearly interpolating in between. By further composing this function with $f(\cdot)$, we obtain a function of the form shown in Figure 3 (Right), which matches those in Figure 2. By incorporating suitable offsets into this procedure, one can obtain the same “double triangular” shape shifted along the horizontal axis, and hence recover all of the mappings shown in Figure 2.

Since the steepest slope among f and g has a gradient of 2, both of these functions can be implemented with a single hidden layer with $O(1)$ -bounded weights and $O(r)$ -bounded offsets. To bring the 2^{D-1} -width “double triangular” region down to the width $\frac{2rk}{n}$ in Figure 2, we need $D = O(\log \frac{n}{kr})$ compositions of g (each of which adds another layer to the network).⁵ Finally, the number of one-dimensional mappings of the form shown in Figure 1 is n , and we let the network incorporate these in parallel. Combining these findings, we have the following.

Theorem 6. *Consider the setup of Theorem 3, and suppose that $x_{\max} = O(1)$. Then, the generative model therein can be realized using a ReLU network with depth $O(\log \frac{n}{kr})$, width $O(n)$, weights bounded by $O(1)$, and offsets bounded by $O(r)$.*

Note that the assumption $x_{\max} = O(1)$ is very mild in view of (21), and even if one wishes to handle more general values, it is not difficult to generalize the above arguments accordingly.

B. Understanding the Dependence on Width and Depth

Thus far, we have considered forming a generative model $G : \mathbb{R}^k \rightarrow \mathbb{R}^n$ capable of producing k -group-sparse signals, which leads to a lower bound of $m = \Omega(k \log n)$. While this precise approach does not appear to be suited

⁵The case that $\frac{n}{2rk}$ is not a power of two can be handled by slightly modifying the function $g(\cdot)$ in Figure 3, i.e., moving the changepoints currently occurring at $z = -r/2$ and $z = r/2$.

to properly understanding the dependence on width and depth in Theorem 5, we now show that a simple variant indeed suffices: We form a wide and/or deep ReLU network $G : \mathbb{R}^k \rightarrow \mathbb{R}^n$ capable of producing all (kk_0) -sparse signals for some k_0 that may be much larger than one.

It is instructive to first consider the case $k = 1$ and $k_0 > 1$, and to construct a *non-continuous* generative model that will later be slightly modified to be continuous. For later convenience, we momentarily denote the output length by n_0 . We consider the interval $[0, 1]$, which we view as being split into $\frac{1}{2^{k_0} \binom{n_0}{k_0}}$ small intervals of equal length; note that $2^{k_0} \binom{n_0}{k_0}$ is the number of possible *signed* sparsity patterns for group-sparse signals of length n_0 with exactly k_0 non-zero entries. The idea is to let each value of z corresponding to the mid-point of a given length- $\frac{1}{2^{k_0} \binom{n_0}{k_0}}$ interval in $[0, 1]$ produce a signal with a different sparsity pattern.

In more detail, we consider the following (see Figure 4 for an illustration):

- (Coarsest scale) The interval $[0, 1]$ is split into $\frac{2n_0}{k_0}$ intervals of length $\frac{k_0}{2n_0}$. Then:
 - If z lies in the first interval, we have $x_1 = \xi$, and if z lies in the second interval, we have $x_1 = -\xi$ (in all other cases, $x_1 = 0$);
 - If z lies in the third interval, we have $x_2 = \xi$, and if z lies in the forth interval, we have $x_2 = -\xi$ (in all other cases, $x_2 = 0$);
 - This continues similarly for $x_3, \dots, x_{\frac{n_0}{k_0}}$.
- (Second coarsest scale) Each interval at the coarsest scale is split into $\frac{2n_0}{k_0}$ equal sub-intervals of length $(\frac{k_0}{2n_0})^2$. Then, within each of the coarsest intervals, we have the following:
 - If z lies in the first sub-interval, we have $x_{\frac{n_0}{k_0}+1} = \xi$, and if z lies in the second sub-interval, we have $x_{\frac{n_0}{k_0}+2} = -\xi$ (in all other cases, $x_{\frac{n_0}{k_0}+1} = 0$);
 - If z lies in the third sub-interval, we have $x_{\frac{n_0}{k_0}+2} = \xi$, and if z lies in the forth sub-interval, we have $x_{\frac{n_0}{k_0}+2} = -\xi$ (in all other cases, $x_{\frac{n_0}{k_0}+2} = 0$);
 - This continues similarly for $x_{\frac{n_0}{k_0}+2}, \dots, x_{\frac{2n_0}{k_0}}$.
- We continue recursively until we are at the finest scale with sub-intervals of length $(\frac{k_0}{2n_0})^{k_0}$ that dictate the values of $x_{\frac{(k_0-1)n_0}{k_0}+1}, \dots, x_{n_0}$.

While the discontinuous points in Figure 4 are problematic when it comes to implementation with a ReLU network, we can overcome this by simply replacing them by straight-line transitions have a finite slope (i.e., the rectangular shapes become trapezoidal), while being sufficiently sharp so that all the input values at the midpoints of the length- $\frac{1}{2^{k_0} \binom{n_0}{k_0}}$ intervals produce the same outputs as the idealized function described above. Then, ReLU-based implementation is mathematically possible, since the mappings are piecewise linear [28].

The above construction generates all k_0 -group-sparse signals in \mathbb{R}^{n_0} with non-zero entries equaling $\pm\xi$. To see this, one can consider “entering” the appropriate coarsest region according to the desired location and sign in the first block (of length $\frac{n_0}{k_0}$) of the k_0 -sparse signal, then recursively entering the appropriate second-coarsest region based on the second block, and so on.

To generalize the above ideas to k -input generative models, we form k such functions in parallel, thereby allowing the generation of (kk_0) -group-sparse signals in \mathbb{R}^n (with $n = n_0k$) having non-zero entries $\pm\xi$. Then, we can use

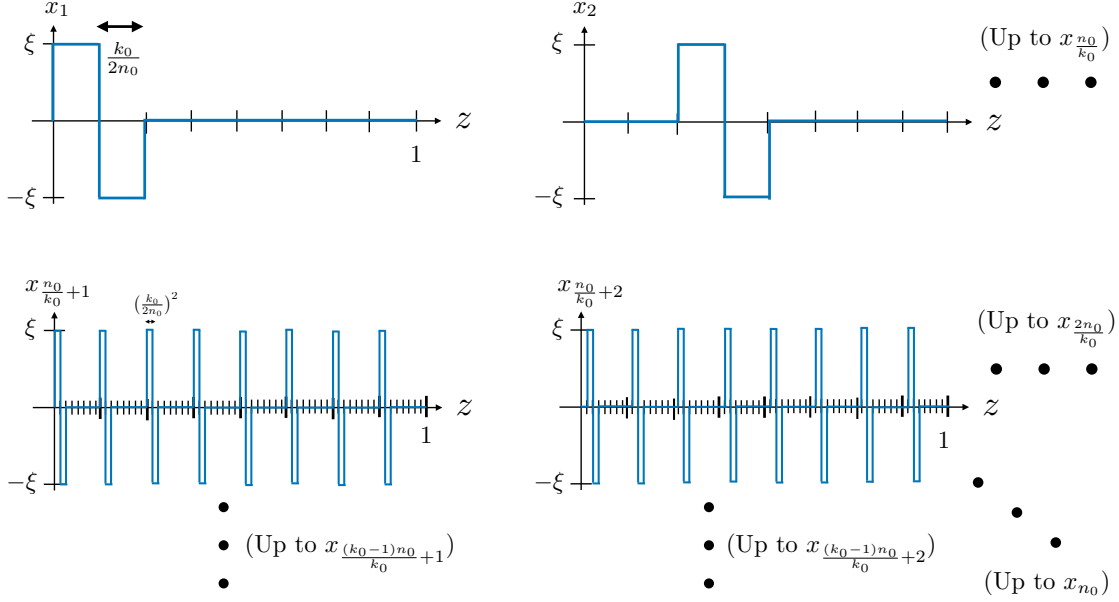


Figure 4. Recursively defined generative model mapping a single input z to \mathbb{R}^{n_0} . Note that this figure depicts an idealized version in which the mapping is discontinuous; the final generative model used replaces each vertical line by a sharp (but finite-gradient) transition, creating pulses that are trapezoidal rather than rectangular.

Lemma 2 and a suitable choice of ξ to deduce the following.

Theorem 7. Fix $C_1, C_A > 0$, and consider the problem of compressive sensing with generative models under i.i.d. $N(0, \frac{\alpha}{m})$ noise, a measurement matrix $\mathbf{A} \in \mathbb{R}^{m \times n}$ satisfying $\|\mathbf{A}\|_F^2 = C_A n$, and the above-described generative model $G : \mathbb{R}^k \rightarrow \mathbb{R}^n$ with parameters k, k_0, n_0 , and ξ . Then, if $n_0 \geq C_0 k_0$ for an absolute constant C_0 , then there exists a constant $C_2 = \Theta(1)$ such that the choice $\xi = \sqrt{\frac{C_2 \alpha}{k}}$ yields the following:

- Any algorithm attaining $\sup_{\mathbf{x}^* \in \text{Range}(G)} \mathbb{E}[\|G(\hat{\mathbf{z}}) - \mathbf{x}^*\|_2^2] \leq C_1 \alpha$ must also have $m = \Omega(k k_0 \log \frac{n}{k k_0})$ (or equivalently $m = \Omega(k k_0 \log \frac{n_0}{k_0})$, since $n = n_0 k_0$).
- The generative function G can be implemented as a ReLU network with a single hidden layer (i.e., $d = 2$) of width at most $w = O(k(\frac{n_0}{k_0})^{k_0})$.
- Alternatively, if $\frac{n_0}{k_0}$ is an integer power of two,⁶ the generative function G can be implemented as a ReLU network with depth $d = O(k_0 \log \frac{n_0}{k_0})$ and width $w = O(n)$.

In the settings described in the second and third dot points, the sample complexity from Corollary 2 behaves as $kd \log w = O(k k_0 \log \frac{n_0}{k_0} + k \log k)$ and $kd \log w = O(k k_0 \cdot \log \frac{n_0}{k_0} \cdot \log n)$ respectively.

Proof. The first claim is proved similarly to the proof of Theorem 3, so we only outline the differences. In accordance with Lemma 2, let m^* be the largest integer smaller than $\frac{k \log \frac{n}{k}}{64 C_1 C_A}$. Then, Lemma 2 states that if $m = m^*$ and

⁶This is a mild assumption given that we already assumed $n_0 \geq C_0 k_0$ an unspecified constant C_0 ; for general n_0 , one can consider only using the first $2^c k_0$ entries of each length- n_0 vector for the largest possible integer value of c , and letting the remaining entries always be zero. This means that at least half of the n_0 entries are used, and the same follows for the $n = n_0 k$ entries of the combined output.

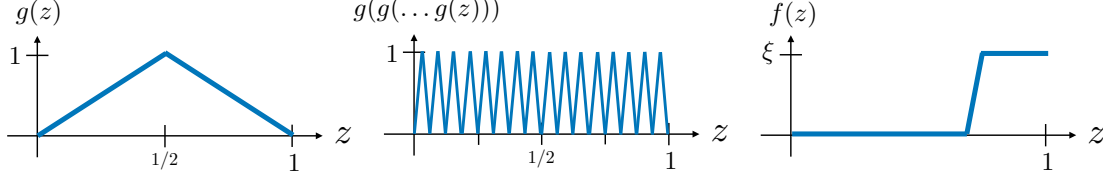


Figure 5. Depiction of a sawtooth function with one triangular region (Left) and $R = 16$ triangular regions (Middle), along with a function that can be composed with the sawtooth function to produce one or more trapezoidal shapes (Right).

$\xi = \sqrt{\frac{\alpha \log \frac{n}{k}}{4m^*}}$, it is not possible to achieve $\sup_{\mathbf{x}^* \in \text{Range}(G)} \mathbb{E}[\|G(\hat{\mathbf{z}}) - \mathbf{x}^*\|_2^2] \leq C_1 \alpha$. Substituting this definition of m^* into this choice of ξ gives the claimed behavior $\xi = \sqrt{\frac{C_2 \alpha}{k}}$ with $C_2 = \Theta(1)$. The first claim follows by using the argument at the end of the proof of Theorem 3 to argue that since the recovery goal cannot be attained when $m = m^*$, it also cannot be attained when $m < m^*$.

For the second claim, we observe that each mapping from z to x_i in Figure 4 has a bounded number of rectangular “pieces”, and at the ℓ -th scale, the number of pieces is $2\left(\frac{n_0}{k_0}\right)^{\ell-1}$. Summing over $\ell = 1, \dots, k_0$ gives a total of at most $2\left(\frac{n_0}{k_0}\right)^{k_0}$ pieces. Recall also that these rectangles are replaced by trapezoidal shapes to make them implementable. Hence, we can apply the well-known fact that any piecewise-linear function with N pieces can be implemented using a ReLU network of width $O(N)$ with a single hidden layer [28], and in our case we have $N = O\left(\left(\frac{n_0}{k_0}\right)^{k_0}\right)$. The desired claim follows by multiplying by k in accordance with the fact that we implement the network of Figure 4 in parallel k times.

Due to the periodic nature of the signals in Figure 4, the third claim also follows using well-established ideas [28]. We would like to produce trapezoidal pulses at regular intervals similarly to Figure 4. To obtain the positive pulses, we can take a half-trapezoidal shape of the form in Figure 5 (Right) and pass it through a sawtooth function having some number R of triangular regions as in Figure 5 (Middle), possibly using suitable offsets to shift the location. The negative pulses can be produced similarly, and the two can be added together in the final layer.

As exemplified in Figure 5 and proved in [28], the R -piece sawtooth function itself can be implemented by a network with width $O(1)$ and depth $O(\log R)$ when R is a power of two. In our case, the maximal number of such repetitions is $R = \left(\frac{n_0}{k_0}\right)^{k_0-1}$ (at the finest scale), and since this is a power of two by assumption, the depth required is $d = O(\log R) = O\left(k_0 \log \frac{n_0}{k_0}\right)$. By the above-mentioned result of [28] on the sawtooth function, the width is a constant multiple of the number of outputs, i.e., $w = O(n)$. \square

The final statement of Theorem 7 reveals that the upper and lower bounds are matching or near-matching:

- In the shallow high-width scenario, under the mild assumption $\log k \leq O\left(k_0 \log \frac{n_0}{k_0}\right)$, the sample complexity is $\Theta\left(k_0 \log \frac{n_0}{k_0}\right)$ (i.e., the upper and lower bounds match).
- In the moderate-depth high-depth scenario, the sample complexity is between $\Omega\left(k_0 \log \frac{n_0}{k_0}\right)$ and $O\left(k k_0 \cdot \log \frac{n_0}{k_0} \cdot \log n\right)$, with the two matching up to a $\log n$ factor.

While we do have not provided a lower bound for every possible combination of depth and width, these findings reveal that the key dependencies in Corollary 2 are optimal or near-optimal in the absence of further assumptions.

V. CONCLUSION

We have established, to our knowledge, the first lower bounds on the sample complexity for compressive sensing with generative models. To achieve these, we constructed generative models capable of producing group-sparse signals, and then applied a minimax lower bound for group-sparse recovery. For bounded Lipschitz-continuous generative models we matched the $O(k \log L)$ scaling law derived in [14], and for ReLU-based generative models, we showed that the dependence of the $O(kd \log w)$ bound from [14] has an optimal or near-optimal dependence on both the width and depth. A possible direction for future research is to understand what additional assumptions could be placed on the generative model to further reduce the sample complexity.

APPENDIX

A. Covering Numbers

Let (\mathcal{X}, d) be a metric space, and fix $\epsilon > 0$. A subset $S \subseteq \mathcal{X}$ is said to be an ϵ -net of \mathcal{X} if, for all $x \in \mathcal{X}$, there exists some $s \in S$ such that $d(s, x) \leq \epsilon$. The minimal cardinality of an ϵ -net of \mathcal{X} (assuming it is finite) is denoted by $\mathcal{N}^*(\mathcal{X}, \epsilon)$ and is called the *covering number* of \mathcal{X} (with parameter ϵ). The following lemma is standard, but a short proof is included for completeness.

Lemma 3. *The cube $X = B_\infty^k(r) \in \mathbb{R}^k$ equipped with the Euclidean metric satisfies for every $\epsilon > 0$ that*

$$\mathcal{N}^*(\mathcal{X}, \epsilon) \leq \left(1 + \frac{2\sqrt{kr}}{\epsilon}\right)^k. \quad (26)$$

Proof. Let \mathcal{N}_ϵ^* be a maximal ϵ -separated subset of \mathcal{X} . In other words, \mathcal{N}_ϵ^* is such that $d(\mathbf{x}, \mathbf{y}) \geq \epsilon$ for all $\mathbf{x}, \mathbf{y} \in \mathcal{N}_\epsilon^*$, $\mathbf{x} \neq \mathbf{y}$, and no additional points can be added to the set while maintaining ϵ -separation. The maximality property implies that \mathcal{N}_ϵ^* is an ϵ -net of \mathcal{X} , and the separation property implies that the balls of radius $\frac{\epsilon}{2}$ centered at the points in \mathcal{N}_ϵ^* are disjoint. On the other hand, for any $\mathbf{x} \in \mathcal{X}$, we have $\|\mathbf{x}\|_\infty \leq r$ and thus $\|\mathbf{x}\|_2 \leq \sqrt{kr}$. Hence, all the balls of radius $\frac{\epsilon}{2}$ centered at the points in \mathcal{N}_ϵ^* lie within the ball of radius $(\sqrt{kr} + \frac{\epsilon}{2})$ centered at the origin. Hence, comparing the volumes (which are proportional to the k -th power of the radius), we deduce that

$$|\mathcal{N}_\epsilon^*| \leq \left(1 + \frac{2\sqrt{kr}}{\epsilon}\right)^k, \quad (27)$$

which implies that $\mathcal{N}^*(\mathcal{X}, \epsilon) \leq \left(1 + \frac{2\sqrt{kr}}{\epsilon}\right)^k$ as desired. \square

B. Proof of Lemma 2 (Lower Bound for Group-Sparse Recovery)

The lower bound for k -group-sparse recovery is proved using similar steps to regular k -sparse recovery. For the latter setting, the original proof in [11] used a standard reduction to multiple hypothesis testing, along with an application of Fano's inequality [29, Sec. 2.10]. We instead follow a more recent proof [23] (see also [30]) based on a reduction to *approximate recovery* in multiple hypothesis testing, as this circumvents the need for an application of the non-elementary matrix Bernstein inequality.

We define the following set of k -group-sparse vectors with ± 1 non-zero entries:

$$\mathcal{V} = \{\mathbf{v} \in \{-1, 0, 1\}^n : \mathbf{v} \text{ is } k\text{-group-sparse with exactly } k \text{ non-zero entries}\}. \quad (28)$$

To each $\mathbf{v} \in \mathcal{V}$, we associate a vector $\mathbf{x}_{\mathbf{v}} = \xi \mathbf{v}$; we will later set $\xi = \sqrt{\frac{n\sigma^2 \log \frac{n}{k}}{4\|\mathbf{A}\|_{\text{F}}^2}}$ as per the lemma statement. Letting $d_{\text{H}}(\mathbf{v}, \mathbf{v}') = \sum_{i=1}^n \mathbf{1}\{v_i \neq v'_i\}$ denote the Hamming distance, we have the following properties:

- For each $\mathbf{v}, \mathbf{v}' \in \mathcal{V}$, if $d_{\text{H}}(\mathbf{v}, \mathbf{v}') > t$, then $\|\mathbf{x}_{\mathbf{v}} - \mathbf{x}_{\mathbf{v}'}\|_2 > \xi\sqrt{t}$;
- The cardinality of \mathcal{V} is $|\mathcal{V}| = 2^k \binom{n}{k}$, yielding $\log |\mathcal{V}| = k \log \frac{2n}{k}$;
- Letting $N_{\max}(t)$ be the maximum possible number of $\mathbf{v}' \in \mathcal{V}$ such that $d_{\text{H}}(\mathbf{v}, \mathbf{v}') \leq t$ for a fixed \mathbf{v} , a simple counting argument gives $N_{\max}(\frac{k}{2}) \leq \sum_{j=0}^{k/2} 2^j \binom{n}{j} \leq k \cdot 2^{k/2} \cdot \binom{n}{k/2}$, which gives

$$\log N_{\max}\left(\frac{k}{2}\right) \leq \log k + \frac{k \log 2}{2} + \frac{k}{2} \log \frac{2en}{k}. \quad (29)$$

When $n \geq C_0 k$ for some absolute constant C_0 , this implies that

$$\log \frac{|\mathcal{V}|}{N_{\max}(\frac{k}{2})} \geq \frac{k}{3} \log \frac{n}{k}. \quad (30)$$

With these definitions, we can apply the general-purpose minimax lower bound from [23] (based on a form of Fano's inequality with approximate recovery), which reads as follows in our setting. Here, for compactness, we write $\mathcal{M}_m(k, \mathbf{A}, \bar{\mathcal{S}}_k(\xi)) = \inf_{\hat{\mathbf{x}}} \sup_{\mathbf{x}^* \in \bar{\mathcal{S}}_k(\xi)} \mathbb{E}_{\mathbf{x}^*} [\|\mathbf{x}^* - \hat{\mathbf{x}}\|_2^2]$ for the minimax risk.

Lemma 4. [23, Cor. 2] *Consider the preceding minimax setup with a fixed (deterministic) choice of \mathbf{A} , and let \mathcal{V} be any set such that for any $\mathbf{v}, \mathbf{v}' \in \mathcal{V}$, we have*

$$d_{\text{H}}(\mathbf{v}, \mathbf{v}') > t \implies \|\mathbf{x}_{\mathbf{v}} - \mathbf{x}_{\mathbf{v}'}\|_2 \geq \epsilon \quad (31)$$

for some $t > 0$ and $\epsilon > 0$. Then, the following holds:

$$\mathcal{M}_m(k, \mathbf{A}, \bar{\mathcal{S}}_k(\xi)) \geq \left(\frac{\epsilon}{2}\right)^2 \left(1 - \frac{I(V; \mathbf{y}) + \log 2}{\log \frac{|\mathcal{V}|}{N_{\max}(t)}}\right), \quad (32)$$

where the mutual information is with respect to $V \rightarrow \mathbf{x}_V \rightarrow \mathbf{y}$ with V uniform on \mathcal{V} and $\mathbf{y} = \mathbf{A}\mathbf{x}_V + \boldsymbol{\eta}$.

Substituting the above-established values $t = \frac{k}{2}$, $\epsilon = \xi\sqrt{\frac{k}{2}}$, and (30) into this result, we obtain

$$\mathcal{M}_m(k, \mathbf{A}, \bar{\mathcal{S}}_k(\xi)) \geq \frac{k\xi^2}{8} \left(1 - \frac{I(V; \mathbf{Y}) + \log 2}{\frac{k}{3} \log \frac{n}{k}}\right). \quad (33)$$

Using the assumption of Gaussian noise, it is shown in [30, Eq. (87)] (based on a similar result in [23, p. 7]) that

$$I(V; \mathbf{Y}) \leq \frac{\xi^2}{2\sigma^2} \mathbb{E}[\|\mathbf{A}V\|_2^2]. \quad (34)$$

We claim that just like for the set of general sparse signals considered in [23], [30], we have $\text{Cov}[V] = \frac{k}{n} \mathbf{I}_n$. Assuming this to be true momentarily, we observe that (34) gives $I(V; \mathbf{Y}) \leq \frac{\xi^2}{2\sigma^2} \cdot \frac{k}{n} \|\mathbf{A}\|_{\text{F}}^2$, which yields

$$\mathcal{M}_m(k, \mathbf{A}, \bar{\mathcal{S}}_k(\xi)) \geq \frac{k\xi^2}{8} \left(1 - \frac{\frac{\xi^2}{2\sigma^2} \cdot \frac{k}{n} \|\mathbf{A}\|_{\text{F}}^2 + \log 2}{\frac{k}{3} \log \frac{n}{k}}\right). \quad (35)$$

Setting $\xi = \sqrt{\frac{n\sigma^2 \log \frac{n}{k}}{4\|\mathbf{A}\|_{\text{F}}^2}}$, we find that the bracketed term is lower bounded by $\frac{1}{2}$ when $n \geq C_0 k$ for an absolute constant C_0 ,⁷ and this yields (15).

⁷To see that this is true, note that the bracketed term would *exactly* equal $\frac{1}{2}$ if the $\log 2$ term were dropped and we were to replace $\frac{k}{3}$ by $\frac{k}{4}$ in the denominator.

To check that $\text{Cov}[V] = \frac{k}{n}\mathbf{I}_n$, due to symmetry we only need to check a single diagonal term and two cross-terms – one cross-term for v_i and v_j in the same group of size $\frac{n}{k}$ in the group-sparse signal V , and another cross-term for v_i and v_j in different groups.

Firstly, note that $\mathbb{E}[V_i]$ for each $i = 1, \dots, n$, since each entry is equally likely to be $+1$ or -1 . For the diagonal, since $V_1 \in \{-1, 0, 1\}$, we have $\mathbb{E}[V_1^2] = \mathbb{P}[V_1 \in \{-1, 1\}] = \frac{k}{n}$, since each of the indices in $\{1, \dots, \frac{n}{k}\}$ is equally likely to be the non-zero one. For the first cross-term, note that if i and j are in the same group then $V_i V_j = 0$ with probability one, since each group has only one non-zero entry. On the other hand, if i and j are in different groups then V_i and V_j are independent (since the non-zero entry of each group can be viewed as being selected independently of all other groups), so $\mathbb{E}[V_i V_j] = \mathbb{E}[V_i] \mathbb{E}[V_j] = 0$.

C. Definitions for ReLU Networks

The ReLU activation function is defined as $\sigma(x) = \max(x, 0)$. A deep neural network (DNN) generative model $G: \mathbb{R}^k \rightarrow \mathbb{R}^n$ with d layers can be written as

$$G(\mathbf{z}) = \phi_d(\phi_{d-1}(\cdots \phi_2(\phi_1(\mathbf{z}, \boldsymbol{\theta}_1), \boldsymbol{\theta}_2) \cdots, \boldsymbol{\theta}_{d-1}), \boldsymbol{\theta}_d), \quad (36)$$

where $\phi_l(\cdot)$ is the functional mapping corresponding to the l -th layer, and $\boldsymbol{\theta}_l = (\mathbf{W}_l, \mathbf{b}_l)$ is the parameter pair for the l -th layer: $\mathbf{W}_l \in \mathbb{R}^{n_l \times n_{l-1}}$ is the matrix of weights and $\mathbf{b}_l \in \mathbb{R}^{n_l}$ is the vector of offsets, where n_l is the number of neurons in the l -th layer. Note that $n_0 = k$ and $n_d = n$. Defining $\mathbf{z}^0 = \mathbf{z}$ and $\mathbf{z}^l = \phi_l(\mathbf{z}^{l-1}, \boldsymbol{\theta}_l)$, if we set $\phi_l(\mathbf{z}^{l-1}, \boldsymbol{\theta}_l) = \sigma(\mathbf{W}_l \mathbf{z}^{l-1} + \mathbf{b}_l)$ for $l = 1, 2, \dots, d$ (where the ReLU operation $\sigma(\cdot)$ is applied element-wise), then the DNN is called a ReLU network. The number of layers d is also known as the depth, and the maximum layer size $w = \max_l n_l$ is known as the width.

REFERENCES

- [1] S. Foucart and H. Rauhut, *A Mathematical Introduction to Compressive Sensing*. Springer New York, 2013.
- [2] M. J. Wainwright, *High-dimensional statistics: A non-asymptotic viewpoint*. Cambridge University Press, 2019, vol. 48.
- [3] J. A. Tropp, “Just relax: convex programming methods for identifying sparse signals in noise,” *IEEE Trans. Inf. Theory*, vol. 52, no. 3, pp. 1030–1051, March 2006.
- [4] M. Wainwright, “Sharp thresholds for high-dimensional and noisy sparsity recovery using ℓ_1 -constrained quadratic programming (Lasso),” *IEEE Trans. Inf. Theory*, vol. 55, no. 5, pp. 2183–2202, May 2009.
- [5] J. A. Tropp, “Greed is good: algorithmic results for sparse approximation,” *IEEE Trans. Inf. Theory*, vol. 50, no. 10, pp. 2231–2242, Oct 2004.
- [6] J. Wen, Z. Zhou, J. Wang, X. Tang, and Q. Mo, “A sharp condition for exact support recovery with orthogonal matching pursuit,” *IEEE Trans. Sig. Proc.*, vol. 65, no. 6, pp. 1370–1382, 2016.
- [7] D. L. Donoho, A. Javanmard, and A. Montanari, “Information-theoretically optimal compressed sensing via spatial coupling and approximate message passing,” *IEEE Trans. Inf. Theory*, vol. 59, no. 11, pp. 7434–7464, Nov. 2013.
- [8] D. Amelunxen, M. Lotz, M. B. McCoy, and J. A. Tropp, “Living on the edge: Phase transitions in convex programs with random data,” *Information and Inference*, vol. 3, no. 3, pp. 224–294, 2014.
- [9] M. Wainwright, “Information-theoretic limits on sparsity recovery in the high-dimensional and noisy setting,” *IEEE Trans. Inf. Theory*, vol. 55, no. 12, pp. 5728–5741, Dec. 2009.
- [10] E. Arias-Castro, E. J. Candes, and M. A. Davenport, “On the fundamental limits of adaptive sensing,” *IEEE Trans. Inf. Theory*, vol. 59, no. 1, pp. 472–481, Jan. 2013.

- [11] E. J. Candes and M. A. Davenport, “How well can we estimate a sparse vector?” *Appl. Comp. Harm. Analysis*, vol. 34, no. 2, pp. 317–323, 2013.
- [12] J. Scarlett and V. Cevher, “Limits on support recovery with probabilistic models: An information-theoretic framework,” *IEEE Trans. Inf. Theory*, vol. 63, no. 1, pp. 593–620, 2017.
- [13] D. Foster, *Generative Deep Learning : Teaching Machines to Paint, Write, Compose and Play*. O’Reilly Media, Inc, USA, 2019.
- [14] A. Bora, A. Jalal, E. Price, and A. G. Dimakis, “Compressed sensing using generative models,” in *Int. Conf. Mach. Learn. (ICML)*, 2017, pp. 537–546.
- [15] R. Baraniuk, V. Cevher, M. Duarte, and C. Hegde, “Model-based compressive sensing,” *IEEE Trans. Inf. Theory*, vol. 56, no. 4, pp. 1982–2001, April 2010.
- [16] V. Shah and C. Hegde, “Solving linear inverse problems using GAN priors: An algorithm with provable guarantees,” in *IEEE Int. Conf. Acoust. Sp. Sig. Proc. (ICASSP)*, 2018, pp. 4609–4613.
- [17] S. Jalali and X. Yuan, “Using auto-encoders for solving ill-posed linear inverse problems,” *arXiv preprint arXiv:1901.05045*, 2019.
- [18] M. Dhar, A. Grover, and S. Ermon, “Modeling sparse deviations for compressed sensing using generative models,” in *Int. Conf. Mach. Learn. (ICML)*, 2018.
- [19] P. Hand and V. Voroninski, “Global guarantees for enforcing deep generative priors by empirical risk,” in *Conf. Learn. Theory (COLT)*, S. Bubeck, V. Perchet, and P. Rigollet, Eds., 2018, pp. 970–978.
- [20] X. Wei, Z. Yang, and Z. Wang, “On the statistical rate of nonlinear recovery in generative models with heavy-tailed data,” in *Int. Conf. Mach. Learn. (ICML)*, 2019.
- [21] D. Van Veen, A. Jalal, M. Soltanolkotabi, E. Price, S. Vishwanath, and A. G. Dimakis, “Compressed sensing with deep image prior and learned regularization,” <https://arxiv.org/abs/1806.06438>, 2018.
- [22] R. Heckel and P. Hand, “Deep decoder: Concise image representations from untrained non-convolutional networks,” <https://arxiv.org/abs/1810.03982>, 2018.
- [23] J. C. Duchi and M. J. Wainwright, “Distance-based and continuum Fano inequalities with applications to statistical estimation,” 2013, <http://arxiv.org/abs/1311.2669>.
- [24] S. Aeron, V. Saligrama, and M. Zhao, “Information theoretic bounds for compressed sensing,” *IEEE Trans. Inf. Theory*, vol. 56, no. 10, pp. 5111–5130, Oct. 2010.
- [25] M. Akcakaya and V. Tarokh, “Shannon-theoretic limits on noisy compressive sampling,” *IEEE Trans. Inf. Theory*, vol. 56, no. 1, pp. 492–504, Jan. 2010.
- [26] G. Reeves and M. Gastpar, “Approximate sparsity pattern recovery: Information-theoretic lower bounds,” *IEEE Trans. Inf. Theory*, vol. 59, no. 6, pp. 3451–3465, June 2013.
- [27] C. Aksoylar, G. K. Atia, and V. Saligrama, “Sparse signal processing with linear and nonlinear observations: A unified Shannon-theoretic approach,” *IEEE Trans. Inf. Theory*, vol. 63, no. 2, pp. 749–776, Feb. 2017.
- [28] M. Telgarsky, “Benefits of depth in neural networks,” in *Conf. Learn. Theory (COLT)*, 2016.
- [29] T. M. Cover and J. A. Thomas, *Elements of Information Theory*. John Wiley & Sons, Inc., 2006.
- [30] J. Scarlett and V. Cevher, “An introductory guide to Fano’s inequality with applications in statistical estimation,” *arXiv preprint arXiv:1901.00555*, 2019.