

On the edge-biclique graph and the iterated edge-biclique operator

Leandro Montero

KLaIM team - L@bisen, AIDE Lab., Yncrea Ouest
35 Avenue du Champ de Manœuvre
44470 Carquefou, France
lpmontero@gmail.com

Sylvain Legay
France

ABSTRACT

A biclique of a graph G is a maximal induced complete bipartite subgraph of G . The edge-biclique graph of G , $KB_e(G)$, is the edge-intersection graph of the bicliques of G . A graph G diverges (resp. converges or is periodic) under an operator H whenever $\lim_{k \rightarrow \infty} |V(H^k(G))| = \infty$ (resp. $\lim_{k \rightarrow \infty} H^k(G) = H^m(G)$ for some m or $H^k(G) = H^{k+s}(G)$ for some k and $s \geq 2$). The iterated edge-biclique graph of G , $KB_e^k(G)$, is the graph obtained by applying the edge-biclique operator k successive times to G . In this paper, we first study the connectivity relation between G and $KB_e(G)$. Next, we study the iterated edge-biclique operator KB_e . In particular, we give sufficient conditions for a graph to be convergent or divergent under the operator KB_e , we characterize the behavior of *burgeon graphs* and we propose some general conjectures on the subject.

Keywords: Bicliques; Edge-biclique graphs; Divergent graphs; Iterated graph operators; Graph dynamics

1 Introduction

Intersection graphs of certain special subgraphs of a general graph have been studied extensively. We can mention line graphs (intersection graphs of the edges of a graph), interval graphs (intersection graphs of a family of subpaths of a path), and in particular, clique graphs (intersection graphs of the family of all maximal cliques of a graph) [4, 5, 8, 10, 11, 28, 30].

The *clique graph* of G is denoted by $K(G)$. Clique graphs were introduced by Hamelink in [19] and characterized in [36]. It was proved in [1] that the clique graph recognition problem is NP-Complete.

The clique graph can be thought as an operator from *Graphs* into *Graphs*. The *iterated clique graph* $K^k(G)$ is the graph obtained by applying the clique operator k successive times. It was introduced by Hedetniemi and Slater in [20]. Much work has been done in the field of the iterated clique operator, looking at the possible different behaviors. The goal is to decide whether a given graph converges, diverges, or is periodic under the clique operator when k grows to infinity. This question remains open for the general case, moreover, it is not known if it is computable. However, partial characterizations have been given for convergent, divergent and periodic graphs, restricted to some classes of graphs. Some of them lead to polynomial time algorithms to solve the problem.

For the clique-Helly graph class, graphs which are convergent to the trivial graph have been characterized in [3]. Cographs, P_4 -tidy graphs, and circular-arc graphs are examples of classes where the different behaviors were also characterized [7, 22]. On the other hand, divergent graphs were considered. For example, in [33], families of divergent graphs are given. Periodic graphs were studied in [8, 26]. It has been proved that for every integer i , there are graphs with period i and graphs which converge in i steps. More results about iterated clique graphs can be found in [9, 23, 24, 25, 27, 34].

A *biclique* is a maximal induced complete bipartite subgraph. Bicliques have applications in various fields, for example biology: protein-protein interaction networks [6], social networks: web community discovery [21], genetics [2], medicine [32], information theory [18], etc. More applications (including some of these) can be found in [29]. The *biclique graph* of a graph G , denoted by $KB(G)$, is the intersection graph of the family of all bicliques of G . It was defined and characterized in [16]. However no polynomial time algorithm is known for recognizing biclique graphs. As for clique graphs, the biclique graph construction can be viewed as an operator between the class

of graphs.

The *iterated biclique graph* $KB^k(G)$ is the graph obtained by applying to G the biclique operator k times iteratively. It was introduced in [14] and all possible behaviors were characterized. It was proven that a graph is either divergent or convergent, but never periodic (with period bigger than 1). Also, general characterizations for convergent and divergent graphs were given. These results were based on the fact that if a graph G contains a clique of size at least 5, then $KB(G)$ or $KB^2(G)$ contains a clique of larger size. Therefore, in that case G diverges. Similarly if G contains the *gem* or the *rocket* graphs as an induced subgraph, then $KB(G)$ contains a clique of size 5, and again G diverges. Otherwise it was shown that after removing false-twin vertices of $KB(G)$, the resulting graph is a clique on at most 4 vertices, in which case G converges. Moreover, it was proved that if a graph G converges, it converges to the graphs K_1 or K_3 , and it does so in at most 3 steps. These characterizations led to an $O(n^4)$ time algorithm (later improved to $O(n + m)$ time [12]) for recognizing convergent or divergent graphs under the biclique operator.

The *edge-biclique graph* of a graph G , denoted by $KB_e(G)$, is the edge-intersection graph of the family of all bicliques of G . We recall that edge-intersection means that $KB_e(G)$ has a vertex for each biclique of G and two vertices are adjacent in $KB_e(G)$ if their corresponding bicliques in G share an edge (and not just a vertex as in $KB(G)$). The edge-biclique graph $KB_e(G)$ was defined in [17] and studied in [13], however there is no characterization so far to recognize edge-biclique graphs.

In this work we study edge-biclique graphs not only because of their mathematical interest but also because in real-life problems, bicliques often represent the relation between two types of entities (each partition of the biclique) therefore it would make sense to study when two objects (bicliques) share a common relationship (an edge) more than just an entity (a vertex).

We first study the relation between G and $KB_e(G)$ in terms of connectivity and we present a polynomial time algorithm to decide if $KB_e(G)$ is connected or not. In the rest of the paper, we define and focus on the *iterated edge-biclique graph*, denoted by $KB_e^k(G)$, that is, the graph obtained by applying to G the edge-biclique operator k times iteratively. We give some non-trivial sufficient conditions for a graph to be convergent or divergent under the KB_e operator that are based on induced substructures. Later, we study *burgeon graphs* and its relation with line graphs and edge-biclique graphs. We also characterize its behavior under the KB_e operator. To fin-

ish, we propose some conjectures that would help to fully characterize the behavior of any graph under the KB_e operator.

This work is organized as follows. In Section 2 the necessary notation is given. In Section 3 we give connectivity results of $KB_e(G)$. In Section 4 and Section 5 we present some results about convergent and divergent graphs, respectively. In Section 6, we study *burgeon graphs*. Finally, in Section 7 we state some general conjectures on the subject.

2 Preliminaries

Along the paper we restrict to undirected simple graphs. Let $G = (V, E)$ be a graph with vertex set $V(G)$ and edge set $E(G)$, and let $n = |V(G)|$ and $m = |E(G)|$. A *subgraph* G' of G is a graph $G' = (V', E')$, where $V' \subseteq V$ and $E' \subseteq E$ such that all endpoints of the edges of E' are in V' . When E' has all the edges of E whose endpoints belong to the vertex subset V' , we say that V' *induces* the subgraph $G' = (V', E')$, that is, G' is an *induced subgraph* of G . Also, let $G[V']$ denote the induced subgraph of G by the set V' . A graph $G = (V, E)$ is *bipartite* when there exist sets U and W such that $V = U \cup W$, $U \cap W = \emptyset$, $U \neq \emptyset$, $W \neq \emptyset$ and $E \subseteq U \times W$. Say that G is a *complete graph* when every possible edge belongs to E . A complete graph on n vertices is denoted K_n . A bipartite graph is *complete bipartite* when every vertex of the first set is connected to every vertex of the second set. A complete bipartite graph on p vertices in one set and q vertices in the other is denoted $K_{p,q}$. A *clique* of G is a maximal complete induced subgraph, while a *biclique* is a maximal induced complete bipartite subgraph of G . The *open neighborhood* of a vertex $v \in V(G)$, denoted $N(v)$, is the set of vertices adjacent to v . The *closed neighborhood* of a vertex $v \in V(G)$, denoted $N[v]$, is the set $N(v) \cup \{v\}$. Given a vertex $v \in V(G)$ and set of vertices $S \subseteq V(G)$, we denote by $N_S(v)$, to the neighborhood of the vertex v restricted to the set S . Given a set of vertices $S \subseteq V(G)$, \overline{S} denotes the set $V(G) - S$. The *degree* of a vertex v , denoted by $d(v)$, is defined as $d(v) = |N(v)|$. A *path* (*cycle*) on k vertices ($k \geq 3$), denoted by P_k (C_k), is a sequence of vertices $v_1, v_2, \dots, v_k \in G$ such that $v_i \neq v_j$ for all $1 \leq i \neq j \leq k$ and v_i is adjacent to v_{i+1} for all $1 \leq i \leq k-1$ (and v_k is adjacent to v_1). A graph is *connected* if there exists a path between each pair of vertices. The *girth* of G is the length of a shortest induced cycle in the graph. Unless stated otherwise, we assume that all graphs of this paper are connected.

Given a family of sets \mathcal{H} , the *intersection graph* of \mathcal{H} is a graph that has the members of \mathcal{H} as vertices, and there is an edge between two sets $E, F \in \mathcal{H}$ when E and F have non-empty intersection.

A graph G is an *intersection graph* if there exists a family of sets \mathcal{H} such that G is the intersection graph of \mathcal{H} . We remark that any graph is an intersection graph [37].

Let H be any graph operator and let G be a graph. The *iterated graph under the operator H* is defined iteratively as follows: $H^0(G) = G$ and for $k \geq 1$, $H^k(G) = H^{k-1}(H(G))$. We say that G *diverges* (resp. *converges* or *is periodic*) under the operator H whenever $\lim_{k \rightarrow \infty} |V(H^k(G))| = \infty$ (resp. $\lim_{k \rightarrow \infty} H^k(G) = H^m(G)$ for some m or $H^k(G) = H^{k+s}(G)$ for some k and $s \geq 2$). The study of the *behavior of a graph G* under the operator H consists of deciding if G converges, diverges or is periodic under H .

We assume that the empty graph is convergent under the operator KB_e , as it is obtained by applying the edge-biclique operator to a graph that does not contain any bicliques.

3 Connectivity

In this section we will study the connectivity relation between G and $KB_e(G)$. In comparison to the biclique graph $KB(G)$, it was shown in [31, 15] that G is connected if and only if $KB(G)$ is connected. This result is no longer true for edge-biclique graphs. For example, just observe that $KB_e(K_n)$ consists of $\frac{n(n-1)}{2}$ isolated vertices, i.e., it is disconnected.

The main result of this section is the following Theorem that characterizes when $KB_e(G)$ is connected.

Theorem 3.1. *Let G be a connected graph. $KB_e(G)$ is connected if and only if there is no subset of vertices $S \subsetneq V(G)$ such that for every $v, w \in S$ we have $N_{\overline{S}}(v) = N_{\overline{S}}(w)$, and $|E(G[S])| \geq 1$, that is, the subgraph induced by S has at least one edge.*

Proof. \Rightarrow) Suppose that there exists a subset of vertices $S \subsetneq V(G)$ verifying Theorem's hypothesis. Now, as for every pair of vertices $v, w \in S$, $N_{\overline{S}}(v) = N_{\overline{S}}(w)$, and $|E(G[S])| \geq 1$, we have that every edge in $E(G[S])$ will not be part of any biclique containing an edge outside $E(G[S])$. This implies that $KB_e(G)$ is disconnected and proves the “only if” part of the Theorem.

\Leftarrow) Suppose that $KB_e(G)$ is not connected. We will show how to find a set S of vertices verifying the hypothesis of the Theorem. Let b be a vertex in $KB_e(G)$ and let B be its corresponding biclique in G . Let $S_{E(B)} = \{e \in E(G) : e \text{ belongs to a biclique } B' \text{ such that its corresponding vertex } b' \in KB_e(G) \text{ is in the same connected component as } b\}$. Clearly $S_{E(B)} \neq E(G)$ and $S_{E(B)} \neq \emptyset$ as $E(B) \subseteq S_{E(B)}$. Let $S_{V(B)} = \{v \in V(G) : \exists e \in S_{E(B)} \text{ such that } e \text{ is incident to } v\}$. Clearly $S_{V(B)} \neq \emptyset$ as $V(B) \subseteq S_{V(B)}$. We have the following two cases now.

- **Case A)** $E(G[S_{V(B)}]) \subseteq S_{E(B)}$.

We will show that $S_{V(B)}$ is the desired set. Observe that $G[S_{V(B)}]$ has at least one edge and it is clearly connected. Now let uw be an edge such that $u \in S_{V(B)}$ and $w \in \overline{S_{V(B)}}$. Let $u' \in S_{V(B)}$ be a vertex different to u . If u' is adjacent to w there is nothing to show. Suppose then that u' is not adjacent to w . Now, since $G[S_{V(B)}]$ is connected, there is an induced path $u' = u_1 u_2 \dots u_k = u$ between u' and u . Let u_i , $i \in \{2, \dots, k\}$, be the vertex of minimum index of the path that is adjacent to w . Clearly u_i exists as $u_k = u$ is adjacent to w . Since u_{i-1} is not adjacent to w , the set $\{u_i, u_{i-1}, w\}$ is contained in a biclique that has the edge $u_{i-1} u_i$. As the edge $u_{i-1} u_i \in S_{E(B)}$, we have that the edge $u_i w \in S_{E(B)}$ as well, thus $w \in S_{V(B)}$ which is a contradiction. We conclude that u' should be adjacent to w , obtaining that for every pair of vertices $u, u' \in S_{V(B)}$, we have that $N_{\overline{S_{V(B)}}}(u) = N_{\overline{S_{V(B)}}}(u')$ as desired.

- **Case B)** $\exists e \in E(G[S_{V(B)}]) - S_{E(B)}$.

There exists a biclique B_e such that $e \in E(B_e)$ and B_e does not have any edge in common with $S_{E(B)}$. Consider now the sets $S_{E(B_e)}$ and $S_{V(B_e)}$ defined likewise $S_{E(B)}$ and $S_{V(B)}$. It is clear that $S_{E(B_e)} \neq \emptyset$, $S_{E(B)} \cap S_{E(B_e)} = \emptyset$ and $S_{V(B_e)} \neq \emptyset$. Moreover, $S_{V(B_e)} \subseteq S_{V(B)}$. For this, observe that the endpoints of the edge e , say $v, w \in B_e$, belong to $S_{V(B)}$, as $e \in E(G[S_{V(B)}])$. Furthermore, they should have a common neighbor, say $z \in S_{V(B)}$, with $vz, wz \in S_{E(B)}$. If B_e is just the edge e , we obtain directly that $S_{V(B_e)} \subseteq S_{V(B)}$. If B_e is a larger biclique, there exists a vertex $u \in B_e$, without loss of generality, adjacent to v and not adjacent to w . Clearly, u belongs to $S_{V(B_e)}$. Now if u is not adjacent to z , then there is a biclique containing $\{u, v, z\}$ and since $vz \in S_{E(B)}$, then $uv \in S_{E(B)}$ and therefore, $e = vw \in S_{E(B)}$ which is a

contradiction. Finally, u is adjacent to z , thus $\{u, z, w\}$ is contained in a biclique containing the edge $zw \in S_{E(B)}$, therefore $uz \in S_{E(B)}$ implying that $u \in S_{V(B)}$. Since $G[S_{V(B_e)}]$ is connected, similar arguments can be applied for every other vertex $x \in S_{V(B_e)}$. As there is an induced path from x to vertices u, w , we will obtain that $xz \in S_{E(B)}$ and thus $x \in S_{V(B)}$, otherwise we would get a contradiction the same way as before.

Now, if $|S_{V(B_e)}| = 2$ then it is easy to see that $S_{V(B_e)}$ is the desired set. In what follows we assume that $|S_{V(B_e)}| \geq 3$.

We will show that $S_{V(B_e)} \subsetneq S_{V(B)}$ therefore, if $S_{V(B_e)}$ does not verify **Case A**, then we obtain another set $S_{V(B_{e'})}$ such that $S_{V(B_{e'})} \subsetneq S_{V(B_e)}$ and we repeat the process. Since the graph is finite, in some point we will obtain a set of vertices verifying **Case A** which will conclude the proof. We will use the following three claims.

Claim 1. $\forall e = vw \in S_{E(B_e)}$ that belongs to two different bicliques, then

- $\exists v_1, w_1 \in S_{V(B_e)}$ such that the pairs of vertices v, v_1 and w, w_1 are adjacent, and v, w_1, w, v_1 and v_1, w_1 are not adjacent; or
- $\exists v_1, v_2 \in S_{V(B_e)}$ such that the pairs of vertices v, v_1, v, v_2 and v_1, v_2 are adjacent, and w, v_1 and w, v_2 are not adjacent.¹

These two options are shown in Figure 1.

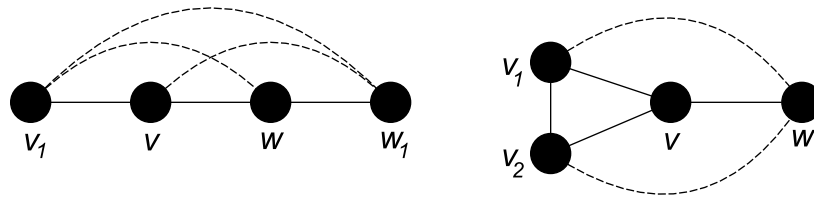


Figure 1: Unique two options for an edge vw belonging to two different bicliques.

Proof of Claim 1. First observe that since $|S_{V(B_e)}| \geq 3$, there exists a vertex, say $v_1 \in S_{V(B_e)}$, adjacent to v and not adjacent to w , i.e., the biclique containing the edge vw is bigger than a $K_{1,1}$. This implies

¹Note that this Claim is valid for any edge in a graph that belongs to two bicliques.

that $vv_1 \in S_{E(B_e)}$. Now, since vw belongs to another biclique than the one containing $\{v, w, v_1\}$, then, one case would be to have a vertex, say $w_1 \in S_{V(B_e)}$, adjacent to w and not adjacent to v . Moreover, w_1 is not adjacent to v_1 , as otherwise, $\{v, w, v_1, w_1\}$ would be in the same biclique. Clearly, the edge $ww_1 \in S_{E(B_e)}$, as both bicliques intersect in the edge $vw \in S_{E(B_e)}$. This shows the first option of the Claim. Now, if such a vertex w_1 does not exist, then it should exist a vertex $v_2 \in S_{V(B_e)}$ such that v_2 is adjacent to v and not adjacent to w . Moreover, since the biclique containing $\{v, w, v_2\}$ should be different to the one having $\{v, w, v_1\}$, this vertex v_2 is adjacent to v_1 . As before, since these two bicliques have $vw \in S_{E(B_e)}$ in common, then $vv_2 \in S_{E(B_e)}$ as well. Note that the edge v_1v_2 might or might not belong to $S_{E(B_e)}$. \blacksquare

Claim 2. *Let $e = u_1u_2 \in E(G[S_{V(B)}]) - S_{E(B)}$ and let $x \in S_{V(B)}$ such that $u_1, u_2 \in N(x)$. Then $\forall v \in S_{V(B_e)}$, v is adjacent to x and the edge $vx \in S_{E(B)}$.*

Proof of Claim 2. First note that u_1x and u_2x belong to $S_{E(B)}$ because $u_1u_2 \in E(G[S_{V(B)}])$. Now, since $|S_{V(B_e)}| \geq 3$, the biclique B_e containing u_1u_2 is bigger than a $K_{1,1}$. Let $u_3 \in V(B_e) \subseteq S_{V(B_e)}$ be a vertex different from u_1 and u_2 such that (without loss of generality) u_3, u_1 are not adjacent and u_3, u_2 are adjacent. Clearly, the edge $u_3u_2 \in S_{E(B_e)}$. If u_3 and x are not adjacent, then $u_2x \in S_{E(B)} \cap S_{E(B_e)}$ (as $\{u_2, x, u_3\}$ is contained in a biclique that intersects B_e), which is a contradiction. Therefore, u_3, x are adjacent. Now, since the set $\{x, u_3, u_1\}$ is contained in a biclique that has the edge $u_1x \in S_{E(B)}$, it follows that $u_3x \in S_{E(B)}$ as well. This same argument applies for every vertex in B_e , therefore if $V(B_e) = S_{V(B_e)}$, then the proof is complete. Otherwise, there exists another biclique B' in $S_{V(B_e)}$ having an edge in common with B_e . Suppose without loss of generality that the edge u_1u_2 belongs to both. Now, by Claim 1, there are two options for this situation. Observe that in both options, there exists a vertex, say $u_4 \in S_{V(B_e)}$, that is adjacent to u_1 and not to u_2 , or adjacent to u_2 and not u_1 . That is, there is an induced P_3 containing u_4 in one of the extremes. Suppose the first case, i.e., u_4 is adjacent to u_1 and not to u_2 (the other option is similar). As before, u_4 must be adjacent to x , otherwise $u_1x \in S_{E(B)} \cap S_{E(B_e)}$, a contradiction. Since $\{u_4, x, u_2\}$ is contained in a biclique that has the edge $u_2x \in S_{E(B)}$, then we have that $u_4x \in S_{E(B)}$. Observe that this argument can be used for every vertex in B' . Finally, we apply the

same reasoning we used for B' , to the other bicliques having edges in $S_{E(B_e)}$ that intersect previous analyzed bicliques. This completes the proof. ■

Claim 3. *There exists a vertex $x \in S_{V(B)}$ such that $x \notin S_{V(B_e)}$.*

Proof of Claim 3. By Claim 2, we have a vertex $x \in S_{V(B)}$ such that $\forall v \in S_{V(B_e)}$, v is adjacent to x and the edge $vx \in S_{E(B)}$. Finally, since $S_{E(B)} \cap S_{E(B_e)} = \emptyset$, and by definition of the sets $S_{E(B_e)}$ and $S_{V(B_e)}$, we have that $x \notin S_{V(B_e)}$. ■

To conclude the proof of **Case B**), by Claim 3, there is a vertex $x \in S_{V(B)}$ such that $x \notin S_{V(B_e)}$, thus $S_{V(B_e)} \subsetneq S_{V(B)}$ as we wanted to show. Therefore, we can always obtain a set of vertices verifying **Case A**) as desired.

As there are no cases left to analyze, the proof is complete. □

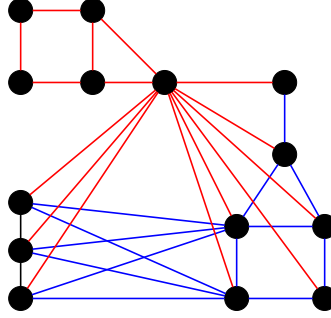


Figure 2: In this example we can see three set of edges, $S_{E(red)}$, $S_{E(blue)}$ and $S_{E(black)}$. Note that $S_{V(black)} \subsetneq S_{V(blue)} \subsetneq S_{V(red)} = V(G)$, then following **Case B**) of the proof of Theorem 3.1, the set $S_{V(black)}$ is the desired one.

To finish the section, we present an $O(n \times m)$ algorithm that, given a graph G , decides if $KB_e(G)$ is connected or not. Moreover, if $KB_e(G)$ is disconnected, the algorithm gives a partition of the edges of G such that each set of the partition has the edges belonging to bicliques that are in the same connected component in $KB_e(G)$. This algorithm relies mostly in Claim 1 of Theorem 3.1, since otherwise, verifying the condition for all subsets of vertices $S \subsetneq V(G)$ would take exponential time. We also remark that, since

the number of bicliques of a graph can be exponential [35], constructing $KB_e(G)$ to check later if it is connected can take exponential time as well.

Algorithm 1: Connectivity of $KB_e(G)$

Input : A connected graph G .

Output: A partition of $E(G) = E_1 \cup \dots \cup E_k$ such that each E_i , for $i = 1, \dots, k$, has the edges belonging to bicliques that are in the same connected component in $KB_e(G)$.

mark all edges as not used; $k \leftarrow 0$; $S_E \leftarrow \emptyset$;

while *there exist unused edges* **do**

$k \leftarrow k + 1$;

 take an unused edge e ; $S_E \leftarrow S_E \cup \{e\}$; mark e as used;

while $S_E \neq \emptyset$ **do**

 remove an edge $e = vw \in S_E$;

$E_k \leftarrow E_k \cup \{e\}$;

for every vertex $z \in N(v) - N(w)$ **and** zv *not used* **do**

$S_E \leftarrow S_E \cup \{zv\}$; mark zv as used;

end for

for every vertex $z \in N(w) - N(v)$ **and** zw *not used* **do**

$S_E \leftarrow S_E \cup \{zw\}$; mark zw as used;

end for

end while

end while

if $k = 1$ **then**

return $KB_e(G)$ *is connected*;

else

return $KB_e(G)$ *is disconnected and* $E(G) = E_1 \cup \dots \cup E_k$;

end if

It is clear that Algorithm 1 runs in $O(n \times m)$ since each edge is added once to S_E and each time we check all its endpoint's neighbors. It only remains to show that the algorithm is correct.

Proposition 3.2. *Algorithm 1 correctly finds a partition of $E(G) = E_1 \cup \dots \cup E_k$ such that each E_i , for $i = 1, \dots, k$, has the edges belonging to bicliques that are in the same connected component in $KB_e(G)$. In particular, $KB_e(G)$ is connected if and only if $k = 1$, that is, $E_1 = E(G)$.*

Proof. Observe that in the first while loop, the algorithm takes an unused

edge (while exists) and adds it to a set S_E of edges to analyze. The second while loop will add all edges that belong to the partition of that edge. For this, it takes an edge $e = vw$ from S_E (while $S_E \neq \emptyset$) and adds it to the current edge partition. Now, if e is not a biclique itself (in which case $N(v) = N(w)$, thus e is alone in its partition), then it must exist other vertex z verifying $z \in N(v) - N(w)$ or $z \in N(w) - N(v)$, therefore it adds all edges of the form zv or zw to S_E and to the current partition, respectively. Now, for each other iteration of the second while loop, the algorithm uses Claim 1 of Theorem 3.1 to see if an already used edge belongs to another biclique, and adds these new edges corresponding to those bicliques. When the while loop ends for an iteration i , that is, $S_E = \emptyset$, then E_i has all edges that belong to bicliques that are in the same connected component of $KB_e(G)$ as the biclique containing the initial edge of that iteration.

Finally, if $E_1 = E(G)$, then $KB_e(G)$ is connected since all edges of the graph belong to bicliques to one same connected component in $KB_e(G)$. Otherwise, one of the sets S_{V_i} formed with incident vertices to the edges in E_i (analog definition as $S_{E(B)}$ and $S_{V(B)}$ in Theorem 3.1) verifies that $S_{V_i} \subsetneq V(G)$ and therefore Theorem 3.1 holds, that is, $KB_e(G)$ is disconnected. \square

4 Convergence

To start this section we have this first easy result.

Lemma 4.1. *For $n \geq 2$, the complete graph K_n converges to the empty graph under the operator KB_e in two steps.*

Proof. Clearly each edge of K_n is a biclique that does not edge-intersect with another one. Then $KB_e(K_n)$ consists of $\frac{n(n-1)}{2}$ isolated vertices (and no bicliques), therefore $KB_e^2(K_n)$ is the empty graph. \square

Next we show that graphs without induced cycles of length 3 and 4 are convergent.

Theorem 4.2. *If G has girth at least five, then the edge-biclique operator applied to G converges towards the graph induced by the union of all the cycles and paths connecting cycles of G .*

Proof. If G has girth at least five, then every biclique is a star. Moreover G has no triangles, so $N(v)$ is a stable set and thus, for each v of degree more

than one, $N[v]$ is a maximal biclique. Notice also that if u is adjacent to v , $N[u]$ and $N[v]$ contain a common edge, therefore the vertices in $KB_e(G)$ corresponding to the bicliques $N[u]$ and $N[v]$ will be adjacent. We can conclude that $KB_e(G)$ is exactly the graph induced by all vertices of degree at least two of G . For k big enough, the only vertices left in $KB_e^k(G)$ are those which belong to cycles or to paths connecting cycles, that is, G converges under the operator KB_e towards the graph induced by the cycles and paths connecting cycles of G . \square

As an immediate result of Theorem 4.2, we obtain the following corollary.

Corollary 4.3. *If G has girth at least five and has no vertices of degree one, then $KB_e(G) = G$.*

One natural question that arises from Corollary 4.3 is: Given a graph G such that $KB_e(G) = G$, does G have girth at least five and no vertices of degree one? The answer is no, for instance, the graph $\overline{C_7}$ shown in Figure 3 satisfies that $KB_e(G) = G$ but its girth is three².

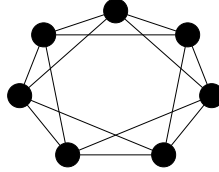


Figure 3: The graph $\overline{C_7}$ is the smallest graph satisfying $KB_e(G) = G$ with girth less than five.

From Theorem 4.2, we also obtain the following results.

Corollary 4.4. *For every $k \geq 1$, there is a graph that converges in k steps under the operator KB_e .*

Proof. Just take any induced cycle C_n , $n \geq 5$, and join one of its vertices to the endpoint of a path P_k . Observe that this graph converges to C_n in exactly k steps (see Fig 4). \square

Corollary 4.5. *Trees converge to the empty graph under the operator KB_e .*

²Found using the computer.

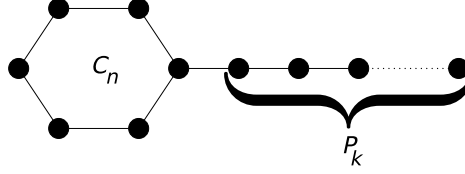


Figure 4: Graph G that converges in k steps under the operator KB_e

5 Divergence

In this section we study the divergence of the operator KB_e . We start with the following definition.

Definition 5.1. Let G be a graph and let $C = v_0v_1 \dots v_{n-1}$ be an induced cycle of length $n \geq 5$. We say that C has good neighbors whenever for all vertices $v \in V(G) - C$, if $\{v_{i-1}, v_{i+1}\} \subseteq N(v)$ then $v_i \in N(v)$, for $i = 0, \dots, n-1$ and all subindices taken (mod n). (see Fig 5).

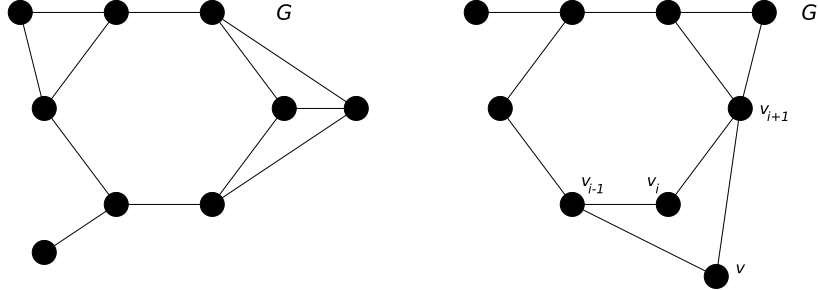


Figure 5: G has a cycle with good neighbors while G' has not, since v is adjacent to v_{i-1} and v_{i+1} but not adjacent to v_i .

Now we present an important proposition that assures that the good neighbors property is invariant through the iterations of the operator KB_e .

Proposition 5.2. Let G be a graph and let $C = v_0v_1 \dots v_{n-1}$ be an induced cycle of length $n \geq 5$ with good neighbors. Let B_i , $i = 0, \dots, n-1$, be bicliques in G containing the vertices $\{v_{i-1}, v_i, v_{i+1}\} \pmod n$, respectively, and let b_i , $i = 0, \dots, n-1$, be the vertices in $KB_e(G)$ corresponding to the bicliques $B_i \in G$. Then $V(B_i) \subseteq N[v_i]$ and $C' = b_0b_1 \dots b_{n-1}$ is an induced cycle of $KB_e(G)$. Moreover, C' has good neighbors.

Proof. As C is an induced cycle in G , let B_i , $i = 0, \dots, n-1$, be bicliques that contain the vertices $\{v_{i-1}, v_i, v_{i+1}\} \pmod n$, respectively. Clearly, each B_i intersects B_{i+1} in the edge $v_i v_{i+1}$, therefore if we call b_i , $i = 0, \dots, n-1$, the corresponding vertices in $KB_e(G)$ to the bicliques B_i , then we have that $b_0 b_1 \dots b_{n-1}$ form a cycle C' in $KB_e(G)$. Now, let $v \in G$ be a vertex in $B_i - \{v_{i-1}, v_i, v_{i+1}\}$. As B_i is a biclique of G , either v is adjacent to v_{i-1} and v_{i+1} but not adjacent to v_i , which is not possible because C has good neighbors, or v is adjacent to v_i . Therefore, for all $i = 0, \dots, n-1$, $V(B_i) \subseteq N[v_i]$ and C' is an induced cycle of $KB_e(G)$.

Now, let $b \in V(KB_e(G)) - C'$ be a vertex such that $\{b_{i-1}, b_{i+1}\} \subseteq N(b)$ for some i . If B is the biclique of G corresponding to the vertex $b \in KB_e(G)$, then B contains v_{i-1} and v_{i+1} , since $V(B_{i-1}) \subseteq N[v_{i-1}]$ and $V(B_{i+1}) \subseteq N[v_{i+1}]$. As v_{i-1} and v_{i+1} are not adjacent in G , there exists a vertex $v \in B \cap B_{i-1} \cap B_{i+1}$ such that v is adjacent to both v_{i-1} and v_{i+1} . If $v \neq v_i$, since C has good neighbors, v must also be adjacent to v_i , contradicting the fact that $v \in B_{i-1}$ (or B_{i+1}). Therefore, $v = v_i$ and B and B_i have an edge in common, that is, b is adjacent to b_i in $KB_e(G)$ and thus C' has good neighbors. \square

Before the main theorem, we define the following family of graphs.

Definition 5.3. For $n \geq 3$ and $m \geq 1$, the (n, m) -necklace graph on $n+m$ vertices consists of an induced cycle C_n and a complete graph K_m , such that for an edge $e \in C_n$, every vertex of the K_m is only adjacent to both endpoints of e (see Fig 6).

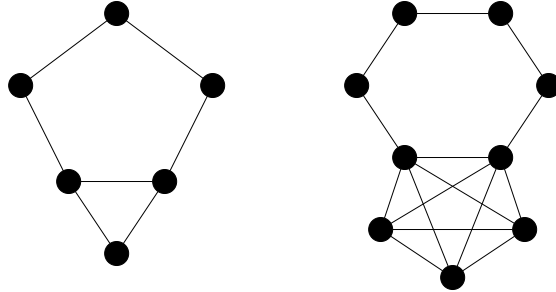


Figure 6: $(5, 1)$ -necklace and $(6, 3)$ -necklace graphs.

Now we present the main theorem of this section.

Theorem 5.4. *Let G be a graph that contains an induced (n, m) – necklace, $n \geq 5$, $m \geq 1$, such that its cycle has good neighbors. Then, either $KB_e^2(G)$ or $KB_e^3(G)$ contains an induced (n, m') – necklace such that its cycle has good neighbors, and $m' > m$.*

Proof. Let $C_n = v_0v_1 \dots v_{n-1}$ be the induced cycle and $K_m = \{w_1, \dots, w_m\}$ be the complete graph of the (n, m) – necklace, respectively. Let $v_i v_{i+1}$, for some $i \in \{0, \dots, n-1\} \pmod{n}$, be the edge of the C_n such that w_j is adjacent to v_i and v_{i+1} for all $j = 1, \dots, m$. Let B_t , $t = 0, \dots, n-1$, be bicliques that contain the vertices $\{v_{t-1}, v_t, v_{t+1}\} \pmod{n}$, respectively, and let b_t , $t = 0, \dots, n-1$, be the corresponding vertices in $KB_e(G)$ to the bicliques B_t . By Proposition 5.2, $C'_n = b_0b_1 \dots b_{n-1}$ is an induced cycle in $KB_e(G)$ with good neighbors.

Consider these two families of bicliques $B^1 = \{B_j^1 : \{w_j, v_i, v_{i-1}\} \subseteq B_j^1, j = 1, \dots, m\}$ and $B^2 = \{B_j^2 : \{w_j, v_{i+1}, v_{i+2}\} \subseteq B_j^2, j = 1, \dots, m\}$. Clearly, all these $2m$ bicliques are different and moreover, they are different to the bicliques B_t for $t = 0, \dots, n-1$ as C_n has good neighbors. Now we can see that $(\bigcap_{j=1}^m B_j^1) \cap B_{i-1} \cap B_i = \{v_{i-1}, v_i\}$ and $(\bigcap_{j=1}^m B_j^2) \cap B_{i+1} \cap B_{i+2} = \{v_{i+1}, v_{i+2}\}$. Therefore if b_j^1 and b_j^2 , $j = 1, \dots, m$, are the corresponding vertices in $KB_e(G)$ to the bicliques B_j^1 and B_j^2 , we have that in $KB_e(G)$, $K_m^1 = \{b_1^1, \dots, b_m^1\}$ and $K_m^2 = \{b_1^2, \dots, b_m^2\}$ are two complete graphs such that b_j^1 is adjacent to b_{i-1} and b_i , and b_j^2 is adjacent to b_{i+1} and b_{i+2} , for all $j = 1, \dots, m$. Notice that as C_n has good neighbors in G , then in $KB_e(G)$ we have $N(b_j^1) \cap C'_n = \{b_{i-1}, b_i\}$ and $N(b_j^2) \cap C'_n = \{b_{i+1}, b_{i+2}\}$, for all $j = 1, \dots, m$ (see Fig 7).

Now, let \tilde{B}_t , $t = 0, \dots, n-1$, be the bicliques of $KB_e(G)$ that contain the vertices $\{b_{t-1}, b_t, b_{t+1}\} \pmod{n}$, respectively, and \tilde{b}_t , $t = 0, \dots, n-1$, be the corresponding vertices in $KB_e^2(G)$ to the bicliques \tilde{B}_t . Again, by Proposition 5.2, $C''_n = \tilde{b}_0\tilde{b}_1 \dots \tilde{b}_{n-1}$ is an induced cycle in $KB_e^2(G)$ with good neighbors.

Now for each b_j^1 , $j = 1, \dots, m$, we have that $\{b_j^1, b_i, b_{i+1}\}$ is contained in a biclique \tilde{B}_j^1 . Similarly, for each b_j^2 , $j = 1, \dots, m$, $\{b_j^2, b_i, b_{i+1}\}$ is contained in a biclique \tilde{B}_j^2 . In the worst case (to minimize the number of bicliques), if there is exactly a perfect matching between K_m^1 and K_m^2 , say b_j^1 is adjacent to b_j^2 , for each $j = 1, \dots, m$, then $\tilde{B}_j^1 = \tilde{B}_j^2$. We have the following two cases:

Case A: *There is at least one vertex $b_1^1 \in K_m^1$ not adjacent to any vertex of K_m^2 .* Clearly, the biclique \tilde{B}_1^1 is different to the m bicliques \tilde{B}_j^2 , for all

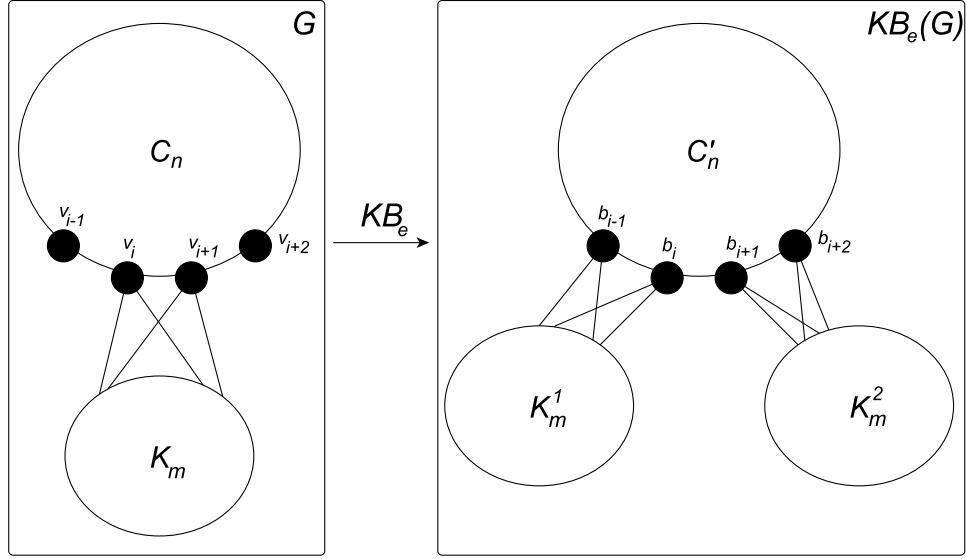


Figure 7: First iteration of the operator KB_e applied to G containing an induced (n, m) – necklace with good neighbors.

$j = 1, \dots, m$, and furthermore, these $m + 1$ bicliques are different to the bicliques \tilde{B}_t for $t = 0, \dots, n-1$. Observe that $(\bigcap_{j=1}^m \tilde{B}_j^2) \cap B_1^1 = \{b_i, b_{i+1}\}$ and moreover, $\tilde{B}_i \cap \tilde{B}_{i+1} = \{b_i, b_{i+1}\}$. Therefore, if \tilde{b}_1^1 and \tilde{b}_j^2 , $j = 1, \dots, m$, are the corresponding vertices in $KB_e^2(G)$ to the bicliques \tilde{B}_1^1 and \tilde{B}_j^2 , respectively, we have that in $KB_e^2(G)$, $\{\tilde{b}_1^1, \tilde{b}_1^2, \dots, \tilde{b}_m^2\}$ is a complete graph on $m + 1$ vertices such that, as C'_n has good neighbors, every vertex of this K_{m+1} is only adjacent to \tilde{b}_i and to \tilde{b}_{i+1} on the cycle C''_n . That is, $KB_e^2(G)$ contains an induced $(n, m + 1)$ – necklace such that its cycle C''_n has good neighbors. See Fig 8.

Case B: Every vertex of K_m^1 is adjacent to at least one vertex of K_m^2 (and by symmetry every vertex of K_m^2 is adjacent to at least one vertex of K_m^1). As explained above, the worst case is when there is a perfect matching between K_m^1 and K_m^2 . Without loss of generality, suppose that b_j^1 is adjacent to b_j^2 for each $j = 1, \dots, m$, otherwise we would obtain at least $m + 1$ bicliques having the edge $b_i b_{i+1}$ in common and therefore $KB_e^2(G)$ will contain an induced $(n, m + 1)$ – necklace such that its cycle C''_n has good neighbors. As there is a matching between K_m^1 and K_m^2 , let \tilde{B}'_j be the bicliques that contain the

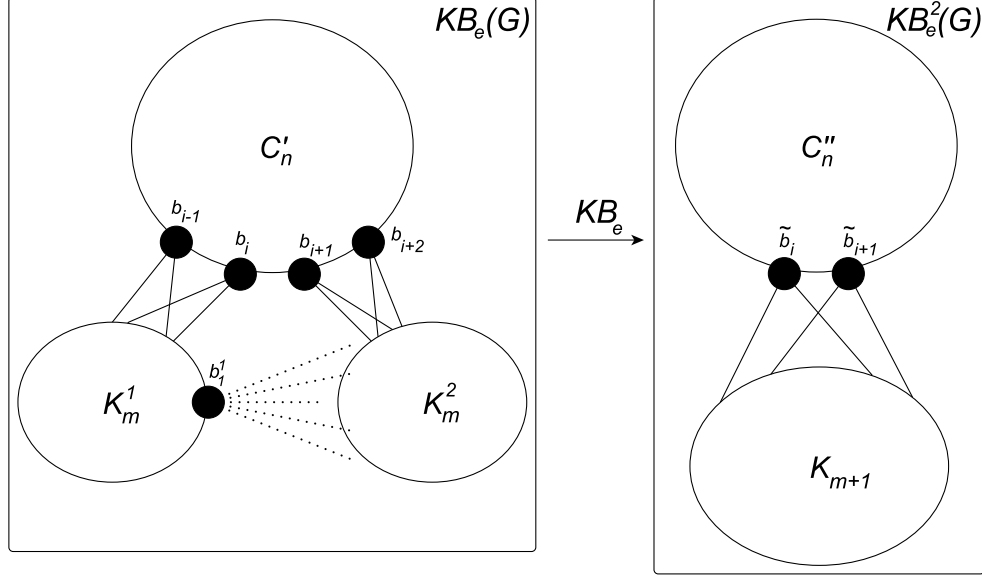


Figure 8: **Case A:** Second iteration of the operator KB_e .

set $\{b_j^1, b_i, b_{i+1}, b_j^2\}$ for each $j = 1, \dots, m$. These bicliques contain the edge $b_i b_{i+1}$ and they are different to the bicliques \tilde{B}_t for $t = 0, \dots, n-1$. Then, if \tilde{b}_j , $j = 1, \dots, m$, are the corresponding vertices in $KB_e^2(G)$ to the bicliques \tilde{B}_j , we have that in $KB_e^2(G)$, $\{\tilde{b}_1, \dots, \tilde{b}_m\}$ is a complete graph on m vertices such that, as C'_n has good neighbors, every vertex of this K_m is only adjacent to \tilde{b}_i and to \tilde{b}_{i+1} on the cycle C''_n .

Now for each b_j^1 , $j = 1, \dots, m$, we have that $\{b_j^1, b_{i-1}, b_{i-2}\}$ is contained in a biclique \tilde{B}_j^1 . All these m bicliques have the edge $b_{i-1} b_{i-2}$ in common. In addition, they are clearly different to the bicliques \tilde{B}_t , $t = 0, \dots, n-1$ and \tilde{B}_j' , $j = 1, \dots, m$. Suppose now that there is an edge in common between the bicliques, say \tilde{B}_1^1 and \tilde{B}_1' . Then, there must exist a vertex $b \in KB_e(G)$ adjacent to b_{i-2}, b_1^1 and b_{i+1} . This implies that in G , there must exist a biclique B (corresponding to the vertex $b \in KB_e(G)$) that has edges in common with the bicliques B_{i-2}, B_1^1 and B_{i+1} . Therefore, as C_n has good neighbors, there must exist a vertex $v \in B$ adjacent to the vertices v_{i-2} and v_{i+1} . Finally, as B has an edge in common with the biclique B_1^1 , v must be adjacent to either to v_i , or to v_{i-1} and w_1 . In both cases we obtain a

contradiction as B would contain either the $K_3 = \{v, v_i, v_{i+1}\}$ or the $K_3 = \{v, v_{i-2}, v_{i-1}\}$ which is not possible if B is a biclique. We can conclude then that there are no edges in common between the bicliques \tilde{B}_j^1 and \tilde{B}_j' , for all $j = 1, \dots, m$. Now let \tilde{b}_j^1 be the vertices in $KB_e^2(G)$ corresponding to the bicliques \tilde{B}_j^1 of $KB(G)$, for $j = 1, \dots, m$ respectively. Then, these vertices form a K_m in $KB_e^2(G)$ and they are only adjacent to the vertices \tilde{b}_{i-2} and \tilde{b}_{i-1} of the cycle C_n'' . See Fig 9.

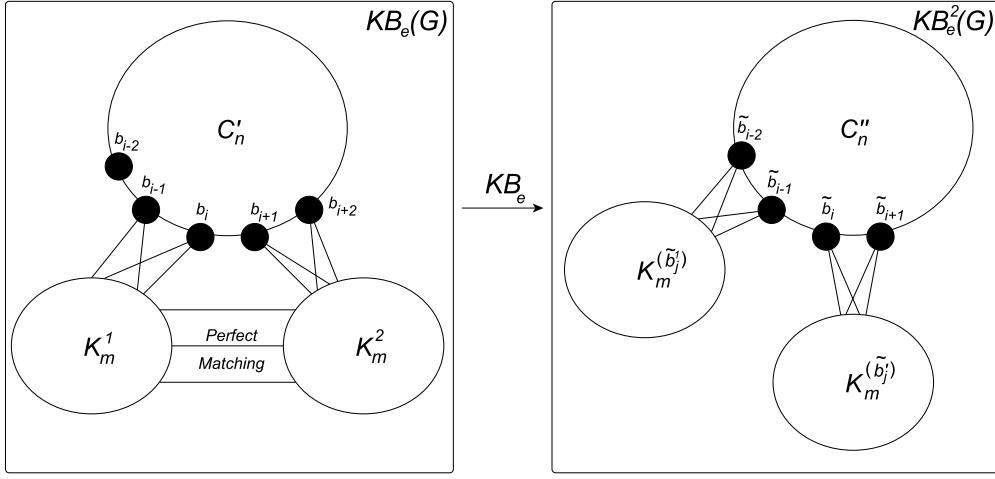


Figure 9: **Case B:** Second iteration of the operator KB_e .

Now, let β_t , $t = 0, \dots, n-1$, be bicliques of $KB_e^2(G)$ that contain the vertices $\{\tilde{b}_{t-1}, \tilde{b}_t, \tilde{b}_{t+1}\} \pmod n$, respectively, and $\tilde{\beta}_t$, $t = 0, \dots, n-1$, the corresponding vertices in $KB_e^3(G)$ to the bicliques β_t . By Proposition 5.2, $C_n''' = \tilde{\beta}_0 \tilde{\beta}_1 \dots \tilde{\beta}_{n-1}$ is an induced cycle in $KB_e^3(G)$ with good neighbors. To finish, consider the following two families of bicliques: $\beta^1 = \{\beta_j^1 : \{\tilde{b}_j^1, \tilde{b}_{i-1}, \tilde{b}_i\} \subseteq \beta_j^1, j = 1, \dots, m\}$ and $\beta^2 = \{\beta_j^2 : \{\tilde{b}_j^2, \tilde{b}_{i-1}, \tilde{b}_i\} \subseteq \beta_j^2, j = 1, \dots, m\}$. Clearly, all these $2m$ bicliques are different as there are no edges in common between the bicliques \tilde{B}_j^1 and \tilde{B}_j' , for all $j = 1, \dots, m$, and moreover, they are different to the bicliques β_t for $t = 0, \dots, n-1$ as C_n''' has good neighbors. Since all these $2m$ bicliques contain the edge $\tilde{b}_{i-1}\tilde{b}_i$, then if $\tilde{\beta}_j^1$ and $\tilde{\beta}_j^2$, $j = 1, \dots, m$, are the corresponding vertices in $KB_e^3(G)$ to the bicliques β_j^1 and β_j^2 , respectively, we have that in $KB_e^3(G)$, $\{\tilde{\beta}_1^1, \dots, \tilde{\beta}_m^1, \tilde{\beta}_1^2, \dots, \tilde{\beta}_m^2\}$ is a complete graph on $2m$ vertices such that, as C_n''' has good neighbors, every vertex of this K_{2m}

is only adjacent to $\tilde{\beta}_i$ and to $\tilde{\beta}_{i-1}$ on the cycle C_n''' . That is, $KB_e^3(G)$ contains an induced $(n, 2m)$ – necklace such that its cycle C_n''' has good neighbors. See Fig 10. \square

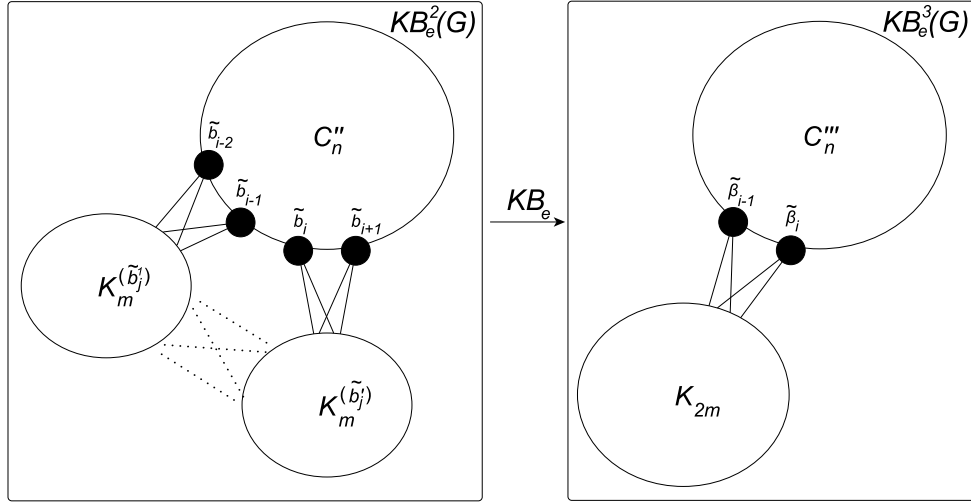


Figure 10: **Case B:** Third iteration of the operator KB_e .

As a corollary, we obtain the following divergence theorem.

Theorem 5.5. *Let G be a graph that contains an induced (n, m) – necklace, $n \geq 5$, $m \geq 1$, such that its cycle has good neighbors. Then G diverges under the operator KB_e .*

Proof. Applying Theorem 5.4 several times, we obtain that either $KB_e^2(G)$ or $KB_e^3(G)$ contains an induced (n, m') – necklace, and $m' > m$. Then $KB_e^4(G)$, $KB_e^5(G)$ or $KB_e^6(G)$ contains an induced (n, m'') – necklace, and $m'' > m'$, etc., all having its cycles with good neighbors. Therefore, G is divergent under the operator KB_e as $\lim_{k \rightarrow \infty} |V(KB_e^k(G))| = \infty$. \square

To finish the section, we obtain a second corollary.

Corollary 5.6. *Let G be a graph and let C_n be an induced cycle of length $n \geq 5$ with good neighbors. If there is a vertex $v \in V(G) - C_n$ such that $N(v) \cap C_n$ has at least one edge and not all C_n , then G diverges under the operator KB_e .*

Proof. Just observe that $KB_e(G)$ satisfies conditions of Theorem 5.5. \square

6 Burgeon graphs

In this section we will study the iterated edge-biclique graph of burgeon graphs and its relationship with the iterated line graph.

Definition 6.1. *Let G be a graph. We define the burgeon graph of G , denoted by $B(G)$, as the graph obtained by replacing each vertex v of G by a clique C_v of $d(v)$ vertices, such that each vertex of the clique C_v is only adjacent (to the outside of C_v) to exactly one vertex of another clique C_u if and only if u and v are adjacent in G . See Fig 11.*

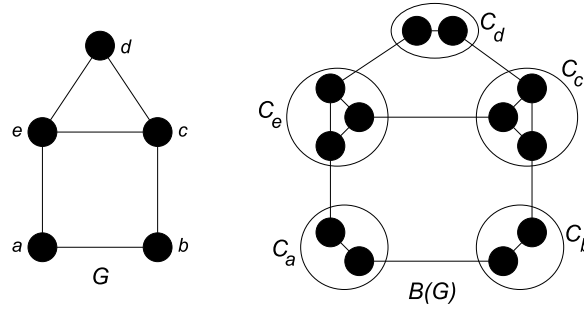


Figure 11: Graph G and the construction of $B(G)$.

Recall the definition of the line graph of a graph G , denoted by $L(G)$, as the intersection graph of the edges of G , that is, $L(G)$ has one vertex for each edge of G and two vertices v, w in $L(G)$ are adjacent if their corresponding edges in G have a common endpoint. Next theorem shows the connection between the three operators KB_e , B and L .

Theorem 6.2. *Let G be a graph on $n \geq 2$ vertices. Then $KB_e(B(G)) = B(L(G))$.*

Proof. Observe first that in $B(G)$ we have two types of edges. Edges of type I will be the edges inside the cliques and edges of type II will be the edges joining different cliques (these are in one-to-one correspondence with the edges of G). Now, as $B(G)$ has no induced C_4 and there is at most one edge of type II between each pair of cliques, we have that all bicliques of $B(G)$ are isomorphic to $K_{1,2}$. Moreover, each biclique is formed with an edge of type I and an edge of type II sharing a common vertex. Consider now

an edge $e = vw \in G$ and its corresponding edge $e_B = v_B w_B \in B(G)$, with $v_B \in C_v$ and $w_B \in C_w$. Note that e_B is of type II. The edge e_B belongs to exactly $d(v) - 1 + d(w) - 1 = d(v) + d(w) - 2$ bicliques in $B(G)$. First $d(v) - 1$ bicliques are formed with the edge e_B and each choice of an edge in C_v having v_B as an endpoint, while the other $d(w) - 1$ bicliques, with the edge e_B and each choice of an edge in C_w having w_B as an endpoint. Since all these bicliques have the edge e_B in common, their corresponding vertices in $KB_e(B(G))$ form a clique of size $d(v) + d(w) - 2$. For each edge $e_B \in B(G)$ of type II, call C_{e_B} this clique in $KB_e(B(G))$. Finally, observe that there is exactly one edge between two cliques $C_{e_B}, C_{e'_B}$ of $KB_e(B(G))$ if and only if there are two bicliques in $B(G)$ containing e_B and e'_B respectively, and a common edge of type I. That is, e and e' are adjacent in G .

Now, in $L(G)$, each vertex, say e_L (that corresponds to an edge $e = vw$ of G), is adjacent to $d(v) + d(w) - 2$ other vertices in $L(G)$. Thus, each vertex of L will form a clique, say C_{e_L} , of size $d(v) + d(w) - 2$ vertices in $B(L(G))$. Finally, there is exactly one edge between two cliques $C_{e_L}, C_{e'_L}$ of $B(L(G))$ if and only if the vertices e_L and e'_L are adjacent in $L(G)$. That is, e and e' are adjacent in G .

We conclude therefore that $KB_e(B(G)) = B(L(G))$ as desired. \square

As a corollary, we can characterize the behavior of burgeon graphs under the KB_e operator.

Corollary 6.3. *Let G be a graph. $B(G)$ is divergent under the KB_e operator if and only if G is not a cycle, a path or a $K_{1,3}$.*

Proof. Theorem 6.2 implies that $KB_e^n(B(G)) = B(L^n(G))$. Also, we know by [38] that G diverges under the L operator if and only if G is not a cycle, a path, or a $K_{1,3}$. Combining both last statements along with the fact that $B(G)$ has at least as many vertices as G (for $|V(G)| \neq 2$), the result holds. \square

Corollary 6.4. *Let G be a graph. $B(G)$ is convergent under the KB_e operator if and only if G is a cycle, a path or a $K_{1,3}$. Moreover, it converges to itself, to the empty graph or to C_6 , respectively.*

Last corollary can be stated only in terms of burgeon graphs applying the B operator as follows.

Corollary 6.5. *Let $G = B(H)$ for some graph H . G is convergent under the KB_e operator if and only if G is a cycle, a path or the net graph (see Fig 13). Moreover, it converges to itself, to the empty graph or to C_6 , respectively.*

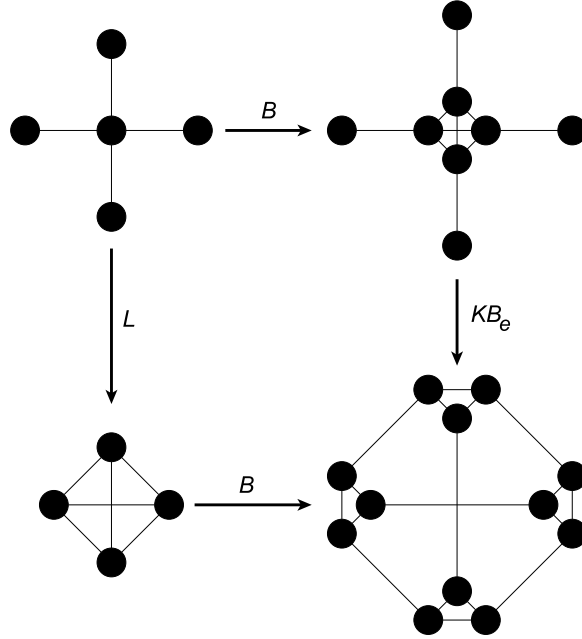


Figure 12: Example of the relationship of Theorem 6.2.

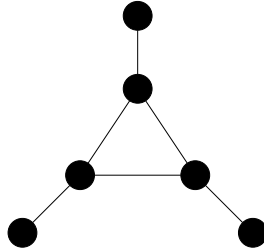


Figure 13: The *net* graph.

Note that one can verify in polynomial time if given a graph G , there exists some graph H such that $G = B(H)$. Moreover, since checking if G is a cycle, a path or the *net* graph can also be done in polynomial time, we can conclude that deciding the behaviour of a burgeon graph under the KB_e operator is polynomial as well.

We finish the section with the following result.

Proposition 6.6. *Let $G = B(H)$ for some graph H . Then $KB_e(G)$ is a*

cycle, a path or it contains an induced (n, m) – necklace, $n \geq 6$ and $m \geq 1$, with good neighbors.

Proof. By previous results, G is either divergent or convergent under the KB_e operator, therefore if it is convergent, then G is a cycle, a path or the *net* graph, thus $KB_e(G)$ is a cycle, a (shorter) path or a C_6 , respectively. Now, if it is divergent, then G is not a cycle, a path or the *net* graph, therefore H is not a cycle, a path or a $K_{1,3}$. This implies that H contains the *paw* graph, the *chair* graph (see Fig 14) or a $K_{1,4}$, not necessarily induced. We will show that $B(L(H))$ contains an induced (n, m) – necklace, $n \geq 6$ and $m \geq 1$, with good neighbors, then by Theorem 6.2, $B(L(H)) = KB_e(B(H)) = KB_e(G)$ contains it as well. We will also use the following remark; given a graph X , and X' a subgraph of X not necessarily induced, then $L(X')$ and $B(X')$ are induced subgraphs of $L(X)$ and $B(X)$, respectively.

Observe now that $L(\text{paw}) = \text{diamond}$, $L(K_{1,4}) = K_4$ and $L(\text{chair}) = \text{paw}$, and $B(\text{diamond})$, $B(K_4)$ and $B(\text{paw})$, contain an induced (n, m) – necklace, $n \geq 6$ and $m \geq 1$, therefore following the remark, $B(L(H)) = KB_e(G)$ also contains an induced (n, m) – necklace, $n \geq 6$ and $m \geq 1$.

Note that the induced (n, m) – necklace, $n \geq 6$ and $m \geq 1$, in $KB_e(G)$ always have good neighbors, since the operator B applied to any graph, never contains an induced C_4 .

□

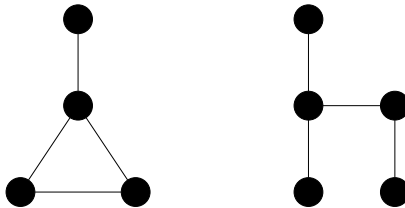


Figure 14: The *paw* and the *chair* graphs.

7 Open problems

We propose the following conjectures.

Conjecture 7.1. *A graph G is either divergent or convergent under the KB_e operator but never periodic (with period bigger than 1).*

Conjecture 7.2. *$G = KB_e(G)$ if and only if $G = \overline{C_7}$, $G = G_9$ or G has girth at least five and has no vertices of degree one (see Fig. 15).*

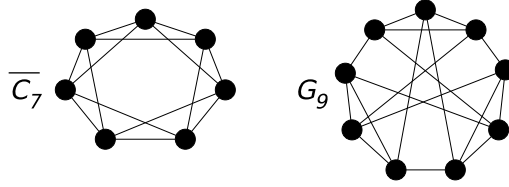


Figure 15: Graphs $\overline{C_7}$ and G_9 satisfying $KB_e(G) = G$ with girth less than five.

Note that Corollary 4.3 together with the fact that $KB_e(\overline{C_7}) = \overline{C_7}$, $KB_e(G_9) = G_9$ prove the “only if” part of Conjecture 7.2.

Conjecture 7.3. *It is computable to decide if a graph diverges or converges under the operator KB_e .*

Despite that it seems that a small number of graphs contain an induced (n, m) – necklace, $n \geq 5$, $m \geq 1$, we believe that all divergent graphs will contain one in some iteration under the operator KB_e . We propose therefore the following conjecture.

Conjecture 7.4. *A graph G is divergent under the operator KB_e if and only if there exists some k such that $KB_e^k(G)$ contains an induced (n, m) – necklace, $n \geq 5$, $m \geq 1$, with its cycle having good neighbors.*

Clearly Theorem 5.5 proves the “only if” part of Conjecture 7.4 and moreover, the “if” part along with Conjecture 7.1 imply Conjecture 7.3. Note that all these conjectures are true for burgeon graphs.

References

- [1] L. Alcón, L. Faria, C. M. H. de Figueiredo, and M. Gutierrez. The complexity of clique graph recognition. *Theoret. Comput. Sci.*, 410(21-23):2072–2083, 2009.

- [2] G. Atluri, J. Bellay, G. Pandey, C. Myers, and V. Kumar. Discovering coherent value bicliques in genetic interaction data. In *Proceedings of 9th International Workshop on Data Mining in Bioinformatics (BIOKDD'10)*, 2000.
- [3] H.-J. Bandelt and E. Prisner. Clique graphs and Helly graphs. *J. Combin. Theory Ser. B*, 51(1):34–45, 1991.
- [4] K. Booth and G. Lueker. Testing for the consecutive ones property, interval graphs, and graph planarity using PQ -tree algorithms. *J. Comput. System Sci.*, 13(3):335–379, 1976.
- [5] A. Brandstädt, V. Le, and J. P. Spinrad. *Graph Classes: a Survey*. SIAM Monographs on Discrete Mathematics and Applications. Society for Industrial and Applied Mathematics (SIAM), Philadelphia, PA, 1999.
- [6] D. Bu, Y. Zhao, L. Cai, H. Xue, X. Zhu, H. Lu, J. Zhang, S. Sun, L. Ling, N. Zhang, G. Li, and R. Chen. Topological structure analysis of the protein-protein interaction network in budding yeast. *Nucleic Acids Research*, 31(9):2443–2450, 2003.
- [7] C. P. de Mello, A. Morgana, and M. Liverani. The clique operator on graphs with few P_4 's. *Discrete Appl. Math.*, 154(3):485–492, 2006.
- [8] F. Escalante. Über iterierte Clique-Graphen. *Abh. Math. Sem. Univ. Hamburg*, 39:59–68, 1973.
- [9] M. E. Frías-Armenta, V. Neumann-Lara, and M. A. Pizaña. Dismantlings and iterated clique graphs. *Discrete Math.*, 282(1-3):263–265, 2004.
- [10] D. R. Fulkerson and O. A. Gross. Incidence matrices and interval graphs. *Pacific J. Math.*, 15:835–855, 1965.
- [11] F. Gavril. The intersection graphs of subtrees in trees are exactly the chordal graphs. *J. Combinatorial Theory Ser. B*, 16:47–56, 1974.
- [12] M. Groshaus, A. L. Guedes, and L. Montero. Almost every graph is divergent under the biclique operator. *Discrete Appl. Math.*, 201:130 – 140, 2016.

- [13] M. Groshaus, P. Hell, and J. Stacho. On edge-sets of bicliques in graphs. *Discrete Appl. Math.*, 160(18):2698 – 2708, 2012.
- [14] M. Groshaus and L. Montero. On the iterated biclique operator. *J. Graph Theory*, 73(2):181–190, 2013.
- [15] M. Groshaus and L. Montero. Structural properties of biclique graphs and the distance formula. *CoRR*, abs/1708.09686v5, 2021.
- [16] M. Groshaus and J. L. Szwarcfiter. Biclique graphs and biclique matrices. *J. Graph Theory*, 63(1):1–16, 2010.
- [17] M. E. Groshaus. *Bicliques, cliques, neighborhoods y la propiedad de Helly*. PhD thesis, Universidad de Buenos Aires, 2006.
- [18] W. H. Haemers. Bicliques and eigenvalues. *J. Combinatorial Theory Ser. B*, 82(1):56 – 66, 2001.
- [19] R. C. Hamelink. A partial characterization of clique graphs. *J. Combinatorial Theory*, 5:192–197, 1968.
- [20] S. T. Hedetniemi and P. J. Slater. Line graphs of triangleless graphs and iterated clique graphs. In *Graph theory and applications (Proc. Conf., Western Michigan Univ., Kalamazoo, Mich., 1972; dedicated to the memory of J. W. T. Youngs)*, pages 139–147. Lecture Notes in Math., Vol. 303. Springer, Berlin, 1972.
- [21] R. Kumar, P. Raghavan, S. Rajagopalan, and A. Tomkins. Trawling the web for emerging cyber-communities. In *Proceeding of the 8th international conference on World Wide Web, pages 1481–1493, 1999.*, 2000.
- [22] F. Larrión, C. P. de Mello, A. Morgana, V. Neumann-Lara, and M. A. Pizaña. The clique operator on cographs and serial graphs. *Discrete Math.*, 282(1-3):183–191, 2004.
- [23] F. Larrión and V. Neumann-Lara. A family of clique divergent graphs with linear growth. *Graphs Combin.*, 13(3):263–266, 1997.
- [24] F. Larrión and V. Neumann-Lara. Clique divergent graphs with unbounded sequence of diameters. *Discrete Math.*, 197/198:491–501, 1999. 16th British Combinatorial Conference (London, 1997).

- [25] F. Larrión and V. Neumann-Lara. Locally C_6 graphs are clique divergent. *Discrete Math.*, 215(1-3):159–170, 2000.
- [26] F. Larrión, V. Neumann-Lara, and M. A. Pizaña. Whitney triangulations, local girth and iterated clique graphs. *Discrete Math.*, 258(1-3):123–135, 2002.
- [27] F. Larrión, M. A. Pizaña, and R. Villarroel-Flores. Equivariant collapses and the homotopy type of iterated clique graphs. *Discrete Math.*, 308:3199–3207, 2008.
- [28] P. G. H. Lehot. An optimal algorithm to detect a line graph and output its root graph. *J. ACM*, 21(4):569–575, 1974.
- [29] G. Liu, K. Sim, and J. Li. Efficient mining of large maximal bicliques.
- [30] T. A. McKee and F. R. McMorris. *Topics in Intersection Graph Theory*. SIAM Monographs on Discrete Mathematics and Applications. Society for Industrial and Applied Mathematics (SIAM), Philadelphia, PA, 1999.
- [31] L. Montero. Convergencia y divergencia del grafo biclique iterado. Master’s thesis, Departamento de Computación, Facultad de Ciencias Exactas y Naturales, Universidad de Buenos Aires, 2008.
- [32] N. Nagarajan and C. Kingsford. Uncovering genomic reassortments among influenza strains by enumerating maximal bicliques. *2012 IEEE International Conference on Bioinformatics and Biomedicine*, 0:223–230, 2008.
- [33] V. Neumann Lara. Clique divergence in graphs. In *Algebraic methods in graph theory, Vol. I, II (Szeged, 1978)*, volume 25 of *Colloq. Math. Soc. János Bolyai*, pages 563–569. North-Holland, Amsterdam, 1981.
- [34] M. A. Pizaña. The icosahedron is clique divergent. *Discrete Math.*, 262(1-3):229–239, 2003.
- [35] E. Prisner. Bicliques in graphs i: Bounds on their number. *Combinatorica*, 20(1):109–117, 2000.
- [36] F. S. Roberts and J. H. Spencer. A characterization of clique graphs. *J. Combinatorial Theory Ser. B*, 10:102–108, 1971.

- [37] E. Szpilrajn-Marczewski. Sur deux propriétés des classes d'ensembles. *Fund. Math.*, 33:303–307, 1945.
- [38] A. C. M. van Rooij and H. S. Wilf. The interchange graph of a finite graph. *Acta Math. Acad. Sci. Hungar.*, 16:263–269, 1965.